
asammdf Documentation

Release 3.1.1

Daniel Hrisca

Mar 01, 2018

1	Introduction	3
1.1	Project goals	3
1.2	Features	3
1.3	Major features not implemented (yet)	4
1.4	Dependencies	4
1.5	Installation	5
2	API	7
2.1	MDF	7
2.2	MDF3	12
2.2.1	MDF version 2 & 3 blocks	19
2.3	MDF4	30
2.3.1	MDF version 4 blocks	38
2.4	Signal	39
3	Tips	43
3.1	Impact of <i>memory</i> argument	43
3.1.1	MDF created with <i>memory='full'</i>	43
3.1.2	MDF created with <i>memory='low'</i>	43
3.1.3	MDF created with <i>memory='minimum'</i>	44
3.2	Chunked data access	44
3.3	Optimized methods	45
4	Examples	47
4.1	Working with MDF	47
4.2	Working with Signal	48
5	Benchmarks	51
5.1	Test setup	51
5.1.1	Dependencies	51
5.1.2	Usage	51
5.2	x64 Python results	52
5.2.1	Raw data	52
5.2.2	Graphical results	54
6	Indices and tables	57

asammdf is a fast parser/editor for ASAM (Association for Standardisation of Automation and Measuring Systems) MDF (Measurement Data Format) files.

asammdf supports MDF versions 2 (.dat), 3 (.mdf) and 4 (.mf4).

asammdf works on Python 2.7, and Python ≥ 3.4 (Travis CI tests done with Python 2.7 and Python ≥ 3.5)

1.1 Project goals

The main goals for this library are:

- to be faster than the other Python based mdf libraries
- to have clean and easy to understand code base

1.2 Features

- create new mdf files from scratch
- append new channels
- read unsorted MDF v2, v3 and v4 files
- filter a subset of channels from original mdf file
- cut measurement to specified time interval
- convert to different mdf version
- export to Excel, HDF5, Matlab and CSV
- merge multiple files sharing the same internal structure
- read and save mdf version 4.10 files containing zipped data blocks
- disk space savings by compacting 1-dimensional integer channels (configurable)
- full support (read, append, save) for the following map types (multidimensional array channels):
 - mdf version 3 channels with CDBLOCK
 - mdf version 4 structure channel composition
 - mdf version 4 channel arrays with CNTemplate storage and one of the array types:

- * 0 - array
- * 1 - scaling axis
- * 2 - look-up
- add and extract attachments for mdf version 4
- handle large files (for example merging two files, each with 14000 channels and 5GB size, on a RaspberryPi) using *memory = minimum* argument
- extract channel data, master channel and extra channel information as *Signal* objects for unified operations with v3 and v4 files
- time domain operation using the *Signal* class
 - Pandas data frames are good if all the channels have the same time based
 - usually a measurement will have channels from different sources at different rates
 - the *Signal* class facilitates operations with such channels

1.3 Major features not implemented (yet)

- for version 3
 - functionality related to sample reduction block
- for version 4
 - handling of bus logging measurements
 - handling of unfinished measurements (mdf 4)
 - full support for remaining mdf 4 channel arrays types
 - xml schema for TXBLOCK and MDBLOCK
 - partial conversions
 - event blocks
 - channels with default X axis
 - channels with reference to attachment

1.4 Dependencies

asammdf uses the following libraries

- numpy : the heart that makes all tick
- numexpr : for algebraic and rational channel conversions
- matplotlib : for Signal plotting
- wheel : for installation in virtual environments
- pandas : for DataFrame export

optional dependencies needed for exports

- h5py : for HDF5 export

- `xlsxwriter` : for Excel export
- `scipy` : for Matlab `.mat` export

other optional dependencies

- `chardet` : to detect non-standard unicode encodings

1.5 Installation

`asammdf` is available on

- github: <https://github.com/danielhrisca/asammdf/>
- PyPI: <https://pypi.org/project/asammdf/>
- anaconda cloud: <https://anaconda.org/daniel.hrisca/asammdf>

```
pip install asammdf
# or for anaconda
conda install -c daniel.hrisca asammdf
```


2.1 MDF

This class acts as a proxy for the *MDF2*, *MDF3* and *MDF4* classes. All attribute access is delegated to the underlying *_mdf* attribute (*MDF2*, *MDF3* or *MDF4* object). See *MDF3* and *MDF4* for available extra methods (*MDF2* and *MDF3* share the same implementation).

An empty MDF file is created if the *name* argument is not provided. If the *name* argument is provided then the file must exist in the filesystem, otherwise an exception is raised.

The best practice is to use the MDF as a context manager. This way all resources are released correctly in case of exceptions.

```
with MDF(r'test.mdf') as mdf_file:
    # do something
```

class `asammdf.mdf.MDF` (*name=None, memory='full', version='4.10'*)

Unified access to MDF v3 and v4 files. Underlying *_mdf*'s attributes and methods are linked to the *MDF* object via *setattr*. This is done to expose them to the user code and for performance considerations.

Parameters *name* : string

mdf file name, if provided it must be a real file name

memory : str

memory option; default *full*:

- if *full* the data group binary data block will be loaded in RAM
- if *low* the channel data is read from disk on request, and the metadata is loaded into RAM
- if *minimum* only minimal data is loaded into RAM

version : string

mdf file version from ('2.00', '2.10', '2.14', '3.00', '3.10', '3.20', '3.30', '4.00', '4.10', '4.11'); default '4.10'

convert (*to*, *memory='full'*)

convert *MDF* to other version

Parameters to : str

new mdf file version from ('2.00', '2.10', '2.14', '3.00', '3.10', '3.20', '3.30', '4.00', '4.10', '4.11'); default '4.10'

memory : str

memory option; default *full*

Returns out : *MDF*

new *MDF* object

cut (*start=None*, *stop=None*, *whence=0*)

cut *MDF* file. *start* and *stop* limits are absolute values or values relative to the first timestamp depending on the *whence* argument.

Parameters start : float

start time, default *None*. If *None* then the start of measurement is used

stop : float

stop time, default *None*. If *None* then the end of measurement is used

whence : int

how to search for the start and stop values

- 0 : absolute
- 1 : relative to first timestamp

Returns out : *MDF*

new *MDF* object

export (*fmt*, *filename=None*)

export *MDF* to other formats. The *MDF* file name is used is available, else the *filename* argument must be provided.

Parameters fmt : string

can be one of the following:

- *csv* : CSV export that uses the “;” delimiter. This option will generate a new csv file for each data group (<MDFNAME>_DataGroup_<cntr>.csv)
- *hdf5* : HDF5 file output; each *MDF* data group is mapped to a *HDF5* group with the name 'DataGroup_<cntr>' (where <cntr> is the index)
- *excel* : Excel file output (very slow). This option will generate a new excel file for each data group (<MDFNAME>_DataGroup_<cntr>.xlsx)
- *mat* : Matlab .mat version 5 export, for Matlab >= 7.6. In the mat file the channels will be renamed to 'DataGroup_<cntr>_<channel name>'. The channel group master will be renamed to 'DataGroup_<cntr>_<channel name>_master' (<cntr> is the data group index starting from 0)

filename : string

export file name

filter (*channels*, *memory*='full')

return new *MDF* object that contains only the channels listed in *channels* argument

Parameters *channels* : list

list of items to be filtered; each item can be :

- a channel name string
- (channel name, group index, channel index) list or tuple
- (channel name, group index) list or tuple
- (None, group index, channel index) list or tuple

memory : str

memory option for filtered *MDF*; default *full*

Returns *mdf* : *MDF*

new *MDF* file

Examples

```
>>> from asammdf import MDF, Signal
>>> import numpy as np
>>> t = np.arange(5)
>>> s = np.ones(5)
>>> mdf = MDF()
>>> for i in range(4):
...     sigs = [Signal(s*(i*10+j), t, name='SIG') for j in range(1,4)]
...     mdf.append(sigs)
...
>>> filtered = mdf.filter(['SIG', ('SIG', 3, 1), ['SIG', 2], (None, 1, 2)])
>>> for gp_nr, ch_nr in filtered.channels_db['SIG']:
...     print(filtered.get(group=gp_nr, index=ch_nr))
...
<Signal SIG:
  samples=[ 1.  1.  1.  1.  1.]
  timestamps=[0 1 2 3 4]
  unit=""
  info=None
  comment="">
<Signal SIG:
  samples=[ 31.  31.  31.  31.  31.]
  timestamps=[0 1 2 3 4]
  unit=""
  info=None
  comment="">
<Signal SIG:
  samples=[ 21.  21.  21.  21.  21.]
  timestamps=[0 1 2 3 4]
  unit=""
  info=None
  comment="">
<Signal SIG:
  samples=[ 12.  12.  12.  12.  12.]
```

(continues on next page)

```

timestamps=[0 1 2 3 4]
unit=""
info=None
comment="">

```

iter_channels (*skip_master=True*)

generator that yields a *Signal* for each non-master channel

Parameters **skip_master** : bool

do not yield master channels; default *True*

iter_groups ()

generator that yields channel groups as pandas DataFrames

static merge (*outversion='4.10', memory='full'*)

merge several files and return the merged *MDF* object. The files must have the same internal structure (same number of groups, and same channels in each group)

Parameters **files** : list | tuple

list of *MDF* file names or *MDF* instances

outversion : str

merged file version

memory : str

memory option; default *full*

Returns **merged** : *MDF*

new *MDF* object with merged channels

Raises **MdfException** : if there are inconsistencies between the files

merged *MDF* object

resample (*raster, memory='full'*)

resample all channels using the given raster

Parameters **raster** : float

time raster is seconds

memory : str

memory option; default *None*

Returns **mdf** : *MDF*

new *MDF* with resampled channels

select (*channels, dataframe=False*)

retriev the channels listed in *channels* argument as *Signal* objects

Parameters **channels** : list

list of items to be filtered; each item can be :

- a channel name string
- (channel name, group index, channel index) list or tuple
- (channel name, group index) list or tuple

- (None, group index, channel index) list or tuple

dataframe: bool

return a pandas DataFrame instead of a list of *Signals*; in this case the signals will be interpolated using the union of all timestamps

Returns signals : list

list of *Signal* objects based on the input channel list

Examples

```
>>> from asammdf import MDF, Signal
>>> import numpy as np
>>> t = np.arange(5)
>>> s = np.ones(5)
>>> mdf = MDF()
>>> for i in range(4):
...     sigs = [Signal(s*(i*10+j), t, name='SIG') for j in range(1,4)]
...     mdf.append(sigs)
...
>>> # select SIG group 0 default index 1 default, SIG group 3 index 1, SIG_
↳group 2 index 1 default and channel index 2 from group 1
...
>>> mdf.select(['SIG', ('SIG', 3, 1), ['SIG', 2], (None, 1, 2)])
[<Signal SIG:
  samples=[ 1.  1.  1.  1.  1.]
  timestamps=[0 1 2 3 4]
  unit=""
  info=None
  comment="">
, <Signal SIG:
  samples=[ 31.  31.  31.  31.  31.]
  timestamps=[0 1 2 3 4]
  unit=""
  info=None
  comment="">
, <Signal SIG:
  samples=[ 21.  21.  21.  21.  21.]
  timestamps=[0 1 2 3 4]
  unit=""
  info=None
  comment="">
, <Signal SIG:
  samples=[ 12.  12.  12.  12.  12.]
  timestamps=[0 1 2 3 4]
  unit=""
  info=None
  comment="">
]
```

whereis (channel)

get occurrences of channel name in the file

Parameters channel : str

channel name string

Returns occurrences : tuple

Examples

```
>>> mdf = MDF(file_name)
>>> mdf.whereis('VehicleSpeed') # "VehicleSpeed" exists in the file
((1, 2), (2, 4))
>>> mdf.whereis('VehicleSPD') # "VehicleSPD" doesn't exist in the file
()
```

2.2 MDF3

asammdf tries to emulate the mdf structure using Python builtin data types.

The *header* attribute is an OrderedDict that holds the file metadata.

The *groups* attribute is a dictionary list with the following keys:

- *data_group* : DataGroup object
- *channel_group* : ChannelGroup object
- *channels* : list of Channel objects with the same order as found in the mdf file
- *channel_conversions* : list of ChannelConversion objects in 1-to-1 relation with the channel list
- *channel_sources* : list of SourceInformation objects in 1-to-1 relation with the channels list
- *channel_dependencies* : list of ChannelDependency objects in a 1-to-1 relation with the channel list
- *data_block* : DataBlock object
- *texts* : dictionary containing TextBlock objects used throughout the mdf
 - *channels* : list of dictionaries that contain TextBlock objects related to each channel
 - * *long_name_addr* : channel long name
 - * *comment_addr* : channel comment
 - * *display_name_addr* : channel display name
 - *channel_group* : list of dictionaries that contain TextBlock objects related to each channel group
 - * *comment_addr* : channel group comment
 - *conversion_tab* : list of dictionaries that contain TextBlock objects related to VATB and VTABR channel conversions
 - * *text_{n}* : n-th text of the VTABR conversion
- *sorted* : bool flag to indicate if the source file was sorted; it is used when *memory* is *low* or *minimum*
- *size* : data block size; used for lazy loading of measured data
- *record_size* : dict of record ID -> record size pairs

The *file_history* attribute is a TextBlock object.

The *channel_db* attribute is a dictionary that holds the (*data group index*, *channel index*) pair for all signals. This is used to speed up the *get_signal_by_name* method.

The *master_db* attribute is a dictionary that holds the *channel index* of the master channel for all data groups. This is used to speed up the *get_signal_by_name* method.

class `asammdf.mdf_v3.MDF3` (*name=None, memory='full', version='3.30'*)

If the *name* exist it will be loaded otherwise an empty file will be created that can be later saved to disk

Parameters **name** : string

mdf file name

memory : str

memory optimization option; default *full*

- if *full* the data group binary data block will be memorised in RAM
- if *low* the channel data is read from disk on request, and the metadata is memorised into RAM
- if *minimum* only minimal data is memorised into RAM

version : string

mdf file version ('2.00', '2.10', '2.14', '3.00', '3.10', '3.20' or '3.30'); default '3.30'

Attributes

chan-nels_db	(dict) used for fast channel access by name; for each name key the value is a list of (group index, channel index) tuples
file_history	(TextBlock) file history text block; can be None
groups	(list) list of data groups
header	(HeaderBlock) mdf file header
identifica-tion	(FileIdentificationBlock) mdf file start block
mas-ters_db	(dict) used for fast master channel access; for each group index key the value is the master channel index
memory	(str) memory optimization option
name	(string) mdf file name
version	(str) mdf version

add_trigger (*group, timestamp, pre_time=0, post_time=0, comment=""*)

add trigger to data group

Parameters **group** : int

group index

timestamp : float

trigger time

pre_time : float

trigger pre time; default 0

post_time : float

trigger post time; default 0

comment : str

trigger comment

append (*signals*, *acquisition_info*='Python', *common_timebase*=False)

Appends a new data group.

For channel dependencies type Signals, the *samples* attribute must be a numpy.recarray

Parameters *signals* : list

list on *Signal* objects

acquisition_info : str

acquisition information; default 'Python'

common_timebase : bool

flag to hint that the signals have the same timebase

Examples

```
>>> # case 1 conversion type None
>>> s1 = np.array([1, 2, 3, 4, 5])
>>> s2 = np.array([-1, -2, -3, -4, -5])
>>> s3 = np.array([0.1, 0.04, 0.09, 0.16, 0.25])
>>> t = np.array([0.001, 0.002, 0.003, 0.004, 0.005])
>>> names = ['Positive', 'Negative', 'Float']
>>> units = ['+', '-', '.f']
>>> info = {}
>>> s1 = Signal(samples=s1, timestamps=t, unit='+', name='Positive')
>>> s2 = Signal(samples=s2, timestamps=t, unit='-', name='Negative')
>>> s3 = Signal(samples=s3, timestamps=t, unit='flts', name='Floats')
>>> mdf = MDF3('new.mdf')
>>> mdf.append([s1, s2, s3], 'created by asammdf v1.1.0')
>>> # case 2: VTAB conversions from channels inside another file
>>> mdf1 = MDF3('in.mdf')
>>> ch1 = mdf1.get("Channel1_VTAB")
>>> ch2 = mdf1.get("Channel2_VTABR")
>>> sigs = [ch1, ch2]
>>> mdf2 = MDF3('out.mdf')
>>> mdf2.append(sigs, 'created by asammdf v1.1.0')
```

close ()

if the MDF was created with *memory*='minimum' and new channels have been appended, then this must be called just before the object is not used anymore to clean-up the temporary file

configure (*read_fragment_size*=None, *write_fragment_size*=None)

configure read and write fragment size for chunked data access

Parameters *read_fragment_size* : int

size hint of split data blocks, default 8MB; if the initial size is smaller, then no data list is used. The actual split size depends on the data groups' records size

write_fragment_size : int

size hint of split data blocks, default 8MB; if the initial size is smaller, then no data list is used. The actual split size depends on the data groups' records size

extend (*index*, *signals*)

Extend a group with new samples. The first signal is the master channel's samples, and the next signals must respect the same order in which they were appended. The samples must have raw or physical values according to the *Signals* used for the initial append.

Parameters `index` : int

group index

signals : list

list on numpy.ndarray objects

Examples

```

>>> # case 1 conversion type None
>>> s1 = np.array([1, 2, 3, 4, 5])
>>> s2 = np.array([-1, -2, -3, -4, -5])
>>> s3 = np.array([0.1, 0.04, 0.09, 0.16, 0.25])
>>> t = np.array([0.001, 0.002, 0.003, 0.004, 0.005])
>>> names = ['Positive', 'Negative', 'Float']
>>> units = ['+', '-', '.f']
>>> s1 = Signal(samples=s1, timestamps=t, unit='+', name='Positive')
>>> s2 = Signal(samples=s2, timestamps=t, unit='-', name='Negative')
>>> s3 = Signal(samples=s3, timestamps=t, unit='.f', name='Floats')
>>> mdf = MDF3('new.mdf')
>>> mdf.append([s1, s2, s3], 'created by asammdf v1.1.0')
>>> t = np.array([0.006, 0.007, 0.008, 0.009, 0.010])
>>> mdf2.extend(0, [t, s1, s2, s3])

```

get (*name=None, group=None, index=None, raster=None, samples_only=False, data=None, raw=False*)

Gets channel samples. Channel can be specified in two ways:

- using the first positional argument *name*
 - if there are multiple occurrences for this channel then the *group* and *index* arguments can be used to select a specific group.
 - if there are multiple occurrences for this channel and either the *group* or *index* arguments is *None* then a warning is issued
- using the group number (keyword argument *group*) and the channel number (keyword argument *index*). Use *info* method for group and channel numbers

If the *raster* keyword argument is not *None* the output is interpolated accordingly.

Parameters `name` : string

name of channel

group : int

0-based group index

index : int

0-based channel index

raster : float

time raster in seconds

samples_only : boolif *True* return only the channel samples as numpy array; if *False* return a *Signal* object**data** : bytes

prevent redundant data read by providing the raw data group samples

raw : bool

return channel samples without applying the conversion rule; default *False*

Returns **res** : (numpy.array | Signal)

returns *Signal* if *samples_only* != *False* (default option), otherwise returns numpy.array. The *Signal* samples are:

- numpy recarray for channels that have CDBLOCK or BYTEARRAY type channels
- numpy array for all the rest

Raises **MdfException** :

- * if the channel name is not found
- * if the group index is out of range
- * if the channel index is out of range

Examples

```
>>> from asammdf import MDF, Signal
>>> import numpy as np
>>> t = np.arange(5)
>>> s = np.ones(5)
>>> mdf = MDF(version='3.30')
>>> for i in range(4):
...     sigs = [Signal(s*(i*10+j), t, name='Sig') for j in range(1, 4)]
...     mdf.append(sigs)
...
>>> # first group and channel index of the specified channel name
...
>>> mdf.get('Sig')
UserWarning: Multiple occurrences for channel "Sig". Using first occurrence.
↳ from data group 4. Provide both "group" and "index" arguments to select
↳ another data group
<Signal Sig:
  samples=[ 1.  1.  1.  1.  1.]
  timestamps=[0 1 2 3 4]
  unit=""
  info=None
  comment="">
>>> # first channel index in the specified group
...
>>> mdf.get('Sig', 1)
<Signal Sig:
  samples=[ 11.  11.  11.  11.  11.]
  timestamps=[0 1 2 3 4]
  unit=""
  info=None
  comment="">
>>> # channel named Sig from group 1 channel index 2
...
>>> mdf.get('Sig', 1, 2)
<Signal Sig:
  samples=[ 12.  12.  12.  12.  12.]
```

(continues on next page)

(continued from previous page)

```

        timestamps=[0 1 2 3 4]
        unit=""
        info=None
        comment="">
>>> # channel index 1 or group 2
...
>>> mdf.get (None, 2, 1)
<Signal Sig:
  samples=[ 21.  21.  21.  21.  21.]
  timestamps=[0 1 2 3 4]
  unit=""
  info=None
  comment="">
>>> mdf.get (group=2, index=1)
<Signal Sig:
  samples=[ 21.  21.  21.  21.  21.]
  timestamps=[0 1 2 3 4]
  unit=""
  info=None
  comment="">

```

get_channel_comment (*name=None, group=None, index=None*)

Gets channel comment. Channel can be specified in two ways:

- using the first positional argument *name*
 - if there are multiple occurrences for this channel then the *group* and *index* arguments can be used to select a specific group.
 - if there are multiple occurrences for this channel and either the *group* or *index* arguments is None then a warning is issued
- using the group number (keyword argument *group*) and the channel number (keyword argument *index*). Use *info* method for group and channel numbers

If the *raster* keyword argument is not *None* the output is interpolated accordingly.

Parameters name : string

name of channel

group : int

0-based group index

index : int

0-based channel index

Returns comment : str

found channel comment

get_channel_name (*group, index*)

Gets channel name.

Parameters group : int

0-based group index

index : int

0-based channel index

Returns name : str

found channel name

get_channel_unit (*name=None, group=None, index=None*)

Gets channel unit.

Channel can be specified in two ways:

- using the first positional argument *name*
 - if there are multiple occurrences for this channel then the *group* and *index* arguments can be used to select a specific group.
 - if there are multiple occurrences for this channel and either the *group* or *index* arguments is None then a warning is issued
- using the group number (keyword argument *group*) and the channel number (keyword argument *index*). Use *info* method for group and channel numbers

If the *raster* keyword argument is not *None* the output is interpolated accordingly.

Parameters name : string

name of channel

group : int

0-based group index

index : int

0-based channel index

Returns unit : str

found channel unit

get_master (*index, data=None, raster=None*)

returns master channel samples for given group

Parameters index : int

group index

data : (bytes, int)

(data block raw bytes, fragment offset); default None

raster : float

raster to be used for interpolation; default None

Returns t : numpy.array

master channel samples

info ()

get MDF information as a dict

Examples

```
>>> mdf = MDF3('test.mdf')
>>> mdf.info()
```

iter_get_triggers ()
generator that yields triggers

Returns trigger_info : dict

trigger information with the following keys:

- comment : trigger comment
- time : trigger time
- pre_time : trigger pre time
- post_time : trigger post time
- index : trigger index
- group : data group index of trigger

save (*dst=*”, *overwrite=False*, *compression=0*)

Save MDF to *dst*. If *dst* is not provided the the destination file name is the MDF name. If *overwrite* is *True* then the destination file is overwritten, otherwise the file name is appended with ‘_<cntr>’, were ‘<cntr>’ is the first counter that produces a new file name (that does not already exist in the filesystem).

Parameters dst : str

destination file name, Default “

overwrite : bool

overwrite flag, default *False*

compression : int

does nothing for mdf version3; introduced here to share the same API as mdf version 4 files

Returns output_file : str

output file name

2.2.1 MDF version 2 & 3 blocks

The following classes implement different MDF version3 blocks.

Channel Class

class asammdf.v2_v3_blocks.Channel (***kargs*)
CNBLOCK class derived from *dict*

The Channel object can be created in two modes:

- using the *stream* and *address* keyword parameters - when reading from file
- using any of the following presented keys - when creating a new Channel

The keys have the following meaning:

- *id* - Block type identifier, always “CN”
- *block_len* - Block size of this block in bytes (entire CNBLOCK)
- *next_ch_addr* - Pointer to next channel block (CNBLOCK) of this channel group (NIL allowed)
- *conversion_addr* - Pointer to the conversion formula (CCBLOCK) of this signal (NIL allowed)

- **source_depend_addr** - Pointer to the source-depending extensions (CEBLOCK) of this signal (NIL allowed)
- **ch_depend_addr** - Pointer to the dependency block (CDBLOCK) of this signal (NIL allowed)
- **comment_addr** - Pointer to the channel comment (TXBLOCK) of this signal (NIL allowed)
- **channel_type** - Channel type
 - 0 = data channel
 - 1 = **time channel for all signals of this group (in each channel group, exactly one channel must be defined as time channel). The time stamps recording in a time channel are always relative to the start time of the measurement defined in HDBLOCK.**
- **short_name** - **Short signal name, i.e. the first 31 characters of the ASAM-MCD name of the signal** (end of text should be indicated by 0)
- **description** - Signal description (end of text should be indicated by 0)
- **start_offset** - **Start offset in bits to determine the first bit of the** signal in the data record. The start offset N is divided into two parts: a “Byte offset” (= N div 8) and a “Bit offset” (= N mod 8). The channel block can define an “additional Byte offset” (see below) which must be added to the Byte offset.
- **bit_count** - **Number of bits used to encode the value of this signal in a** data record
- **data_type** - Signal data type
- **range_flag** - Value range valid flag
- **min_raw_value** - **Minimum signal value that occurred for this signal** (raw value)
- **max_raw_value** - **Maximum signal value that occurred for this signal** (raw value)
- **sampling_rate** - Sampling rate for a virtual time channel. Unit [s]
- **long_name_addr** - **Pointer to TXBLOCK that contains the ASAM-MCD long** signal name
- **display_name_addr** - **Pointer to TXBLOCK that contains the signal’s display** name (NIL allowed)
- **additional_byte_offset** - **Additional Byte offset of the signal in the data** record (default value: 0).

Parameters **stream** : file handle

mdf file handle

address : int

block address inside mdf file

Examples

```

>>> with open('test.mdf', 'rb') as mdf:
...     ch1 = Channel(stream=mdf, address=0xBA52)
>>> ch2 = Channel()
>>> ch1.name
'VehicleSpeed'
>>> ch1['id']
b'CN'
    
```


Attributes

name	(str) full channel name
address	(int) block address inside mdf file
dependencies	(list) list of channel dependencies

ChannelConversion Class

class `asammdf.v2_v3_blocks.ChannelConversion (**kargs)`
 CCBLOCK class derived from *dict*

The ChannelConversion object can be created in two modes:

- **using the *stream* and *address* keyword parameters - when reading** from file
- **using any of the following presented keys - when creating a new** ChannelConversion

The first keys are common for all conversion types, and are followed by conversion specific keys. The keys have the following meaning:

- common keys
 - `id` - Block type identifier, always “CC”
 - `block_len` - Block size of this block in bytes (entire CCBLOCK)
 - `range_flag` - Physical value range valid flag:
 - **`min_phy_value` - Minimum physical signal value that occurred for this** signal
 - **`max_phy_value` - Maximum physical signal value that occurred for this** signal
 - `unit` - Physical unit (string should be terminated with 0)
 - `conversion_type` - Conversion type (formula identifier)
 - `ref_param_nr` - Size information about additional conversion data
- specific keys
 - linear conversion
 - * `b` - offset
 - * `a` - factor
 - * **CANapeHiddenExtra - sometimes CANape appends extra information;** not compliant with MDF specs
 - ASAM formula conversion
 - * `formula` - equation as string
 - polynomial or rational conversion
 - * `P1 .. P6` - factors
 - exponential or logarithmic conversion
 - * `P1 .. P7` - factors
 - tabular with or without interpolation (grouped by *n*)
 - * `raw_{n}` - n-th raw integer value (X axis)

- * phys_{n} - n-th physical value (Y axis)
- text table conversion
 - * param_val_{n} - n-th integers value (X axis)
 - * text_{n} - n-th text value (Y axis)
- text range table conversion
 - * lower_{n} - n-th lower raw value
 - * upper_{n} - n-th upper raw value
 - * text_{n} - n-th text value

Parameters **stream** : file handle

mdf file handle

address : int

block address inside mdf file

Examples

```

>>> with open('test.mdf', 'rb') as mdf:
...     cc1 = ChannelConversion(stream=mdf, address=0xBA52)
>>> cc2 = ChannelConversion(conversion_type=0)
>>> cc1['b'], cc1['a']
0, 100.0
    
```

Attributes

address	(int) block address inside mdf file
----------------	-------------------------------------

ChannelDependency Class

class asammdf.v2_v3_blocks.**ChannelDependency** (**kargs)
 CDBLOCK class derived from *dict*

Currently the ChannelDependency object can only be created using the *stream* and *address* keyword parameters when reading from file

The keys have the following meaning:

- id - Block type identifier, always “CD”
- block_len - Block size of this block in bytes (entire CDBLOCK)
- dependency_type - Dependency type
- sd_nr - Total number of signals dependencies (m)
- for each dependency there is a group of three keys:
 - **dg_{n}** - Pointer to the data group block (DGBLOCK) of signal dependency *n*
 - **cg_{n}** - Pointer to the channel group block (DGBLOCK) of signal dependency *n*

- **ch_{n}** - Pointer to the channel block (DGBLOCK) of signal dependency *n*
- there can also be optional keys which describe dimensions for the N-dimensional dependencies:
 - **dim_{n}** - Optional: size of dimension *n* for N-dimensional dependency

Parameters **stream** : file handle

mdf file handle

address : int

block address inside mdf file

Attributes

address	(int) block address inside mdf file
----------------	-------------------------------------

ChannelExtension Class

class `asammdf.v2_v3_blocks.ChannelExtension` (**kargs)
 CEBLOCK class derived from *dict*

The ChannelExtension object can be created in two modes:

- using the *stream* and *address* keyword parameters - when reading from file
- using any of the following presented keys - when creating a new ChannelExtension

The first keys are common for all conversion types, and are followed by conversion specific keys. The keys have the following meaning:

- common keys
 - *id* - Block type identifier, always “CE”
 - *block_len* - Block size of this block in bytes (entire CEBLOCK)
 - *type* - Extension type identifier
- specific keys
 - for DIM block
 - * *module_nr* - Number of module
 - * *module_address* - Address
 - * *description* - Description
 - * *ECU_identification* - Identification of ECU
 - * *reserved0* - reserved
 - for Vector CAN block
 - * *CAN_id* - Identifier of CAN message
 - * *CAN_ch_index* - Index of CAN channel
 - * *message_name* - Name of message (string should be terminated by 0)
 - * *sender_name* - Name of sender (string should be terminated by 0)

* reserved0 - reserved

Parameters **stream** : file handle

mdf file handle

address : int

block address inside mdf file

Attributes

address	(int) block address inside mdf file
----------------	-------------------------------------

ChannelGroup Class

class `asammdf.v2_v3_blocks.ChannelGroup` (**kargs)
 CGBLOCK class derived from *dict*

The ChannelGroup object can be created in two modes:

- using the *stream* and *address* keyword parameters - when reading from file
- using any of the following presented keys - when creating a new ChannelGroup

The keys have the following meaning:

- **id** - Block type identifier, always “CG”
- **block_len** - Block size of this block in bytes (entire CGBLOCK)
- **next_cg_addr** - Pointer to next channel group block (CGBLOCK) (NIL allowed)
- **first_ch_addr** - Pointer to first channel block (CNBLOCK) (NIL allowed)
- **comment_addr** - Pointer to channel group comment text (TXBLOCK) (NIL allowed)
- **record_id** - Record ID, i.e. value of the identifier for a record if the DGBLOCK defines a number of record IDs > 0
- **ch_nr** - Number of channels (redundant information)
- **samples_byte_nr** - Size of data record in Bytes (without record ID), i.e. size of plain data for a each recorded sample of this channel group
- **cycles_nr** - Number of records of this type in the data block i.e. number of samples for this channel group
- **sample_reduction_addr** - only since version 3.3. Pointer to first sample reduction block (SRBLOCK) (NIL allowed) Default value: NIL

Parameters **stream** : file handle

mdf file handle

address : int

block address inside mdf file

Examples

```
>>> with open('test.mdf', 'rb') as mdf:
...     cg1 = ChannelGroup(stream=mdf, address=0xBA52)
>>> cg2 = ChannelGroup(sample_bytes_nr=32)
>>> hex(cg1.address)
0xBA52
>>> cg1['id']
b'CG'
```

Attributes

address	(int) block address inside mdf file
----------------	-------------------------------------

DataGroup Class

class `asammdf.v2_v3_blocks.DataGroup` (**kargs)
 DGBLOCK class derived from *dict*

The DataGroup object can be created in two modes:

- using the *stream* and *address* keyword parameters - when reading from file
- using any of the following presented keys - when creating a new DataGroup

The keys have the following meaning:

- **id** - Block type identifier, always “DG”
- **block_len** - Block size of this block in bytes (entire DGBLOCK)
- **next_dg_addr** - Pointer to next data group block (DGBLOCK) (NIL allowed)
- **first_cg_addr** - Pointer to first channel group block (CGBLOCK) (NIL allowed)
- **trigger_addr** - Pointer to trigger block (TRBLOCK) (NIL allowed)
- **data_block_addr** - Pointer to the data block (see separate chapter on data storage)
- **cg_nr** - Number of channel groups (redundant information)
- **record_id_nr** - Number of record IDs in the data block
- **reserved0** - since version 3.2; Reserved

Parameters **stream** : file handle

mdf file handle

address : int

block address inside mdf file

Attributes

address	(int) block address inside mdf file
----------------	-------------------------------------

FileIdentificationBlock Class

class `asammdf.v2_v3_blocks.FileIdentificationBlock` (**kargs)
 IDBLOCK class derived from *dict*

The TriggerBlock object can be created in two modes:

- using the *stream* and *address* keyword parameters - when reading from file
- using the classmethod *from_text*

The keys have the following meaning:

- `file_identification` - file identifier
- `version_str` - format identifier
- `program_identification` - program identifier
- `byte_order` - default byte order
- `float_format` - default floating-point format
- `mdf_version` - version number of MDF format
- `code_page` - code page number
- `reserved0` - reserved
- `reserved1` - reserved
- `unfinalized_standard_flags` - Standard Flags for unfinalized MDF
- `unfinalized_custom_flags` - Custom Flags for unfinalized MDF

Parameters `stream` : file handle

mdf file handle

version : int

mdf version in case of new file

Attributes

address	(int) block address inside mdf file; should be 0 always
----------------	---

HeaderBlock Class

class `asammdf.v2_v3_blocks.HeaderBlock` (**kargs)
 HDBLOCK class derived from *dict*

The TriggerBlock object can be created in two modes:

- using the *stream* - when reading from file
- using the classmethod *from_text*

The keys have the following meaning:

- `id` - Block type identifier, always “HD”
- `block_len` - Block size of this block in bytes (entire HDBLOCK)

- `first_dg_addr` - Pointer to the first data group block (DGBLOCK)
- **`comment_addr` - Pointer to the measurement file comment text (TXBLOCK)** (NIL allowed)
- `program_addr` - Pointer to program block (PRBLOCK) (NIL allowed)
- `dg_nr` - Number of data groups (redundant information)
- `date` - Date at which the recording was started in “DD:MM:YYYY” format
- `time` - Time at which the recording was started in “HH:MM:SS” format
- `author` - author name
- `organization` - organization
- `project` - project name
- `subject` - subject

Since version 3.2 the following extra keys were added:

- `abs_time` - Time stamp at which recording was started in nanoseconds.
- `tz_offset` - UTC time offset in hours (= GMT time zone)
- `time_quality` - Time quality class
- `timer_identification` - Timer identification (time source),

Parameters `stream` : file handle

mdf file handle

Attributes

address	(int) block address inside mdf file; should be 64 always
----------------	--

ProgramBlock Class

class `asammdf.v2_v3_blocks.ProgramBlock` (**kargs)
 PRBLOCK class derived from *dict*

The ProgramBlock object can be created in two modes:

- **using the *stream* and *address* keyword parameters - when reading** from file
- **using any of the following presented keys - when creating** a new ProgramBlock

The keys have the following meaning:

- `id` - Block type identifier, always “PR”
- `block_len` - Block size of this block in bytes (entire PRBLOCK)
- `data` - Program-specific data

Parameters `stream` : file handle

mdf file handle

address : int

block address inside mdf file

Attributes

address	(int) block address inside mdf file
----------------	-------------------------------------

SampleReduction Class

class `asammdf.v2_v3_blocks.SampleReduction` (**kargs)
 SRBLOCK class derived from *dict*

Currently the SampleReduction object can only be created by using the *stream* and *address* keyword parameters - when reading from file

The keys have the following meaning:

- **id** - Block type identifier, always “SR”
- **block_len** - Block size of this block in bytes (entire SRBLOCK)
- **next_sr_addr** - **Pointer to next sample reduction block (SRBLOCK)** (NIL allowed)
- **data_block_addr** - Pointer to the data block for this sample reduction
- **cycles_nr** - Number of reduced samples in the data block.
- **time_interval** - **Length of time interval [s] used to calculate** the reduced samples.

Parameters **stream** : file handle

mdf file handle

address : int

block address inside mdf file

Attributes

address	(int) block address inside mdf file
----------------	-------------------------------------

TextBlock Class

class `asammdf.v2_v3_blocks.TextBlock` (**kargs)
 TXBLOCK class derived from *dict*

The ProgramBlock object can be created in two modes:

- **using the *stream* and *address* keyword parameters - when reading** from file
- using the classmethod *from_text*

The keys have the following meaning:

- **id** - Block type identifier, always “TX”
- **block_len** - Block size of this block in bytes (entire TXBLOCK)
- **text** - Text (new line indicated by CR and LF; end of text indicated by 0)

Parameters **stream** : file handle

mdf file handle
address : int
 block address inside mdf file
text : bytes
 bytes for creating a new TextBlock

Examples

```

>>> tx1 = TextBlock.from_text('VehicleSpeed')
>>> tx1.text_str
'VehicleSpeed'
>>> tx1['text']
b'VehicleSpeed'

```

Attributes

address	(int) block address inside mdf file
text_str	(str) text data as unicode string

TriggerBlock Class

class asammdf.v2_v3_blocks.**TriggerBlock** (**kargs)
 TRBLOCK class derived from *dict*

The TriggerBlock object can be created in two modes:

- using the *stream* and *address* keyword parameters - when reading from file
- using the classmethod *from_text*

The keys have the following meaning:

- *id* - Block type identifier, always “TR”
- *block_len* - Block size of this block in bytes (entire TRBLOCK)
- *text_addr* - Pointer to trigger comment text (TXBLOCK) (NIL allowed)
- *trigger_events_nr* - Number of trigger events *n* (0 allowed)
- *trigger_{n}_time* - Trigger time [s] of trigger event *n*
- *trigger_{n}_pretime* - Pre trigger time [s] of trigger event *n*
- *trigger_{n}_posttime* - Post trigger time [s] of trigger event *n*

Parameters **stream** : file handle

mdf file handle
address : int
 block address inside mdf file

Attributes

address	(int) block address inside mdf file
----------------	-------------------------------------

2.3 MDF4

asammdf tries to emulate the mdf structure using Python builtin data types.

The *header* attribute is an OrderedDict that holds the file metadata.

The *groups* attribute is a dictionary list with the following keys:

- `data_group` : DataGroup object
- `channel_group` : ChannelGroup object
- `channels` : list of Channel objects with the same order as found in the mdf file
- `channel_conversions` : list of ChannelConversion objects in 1-to-1 relation with the channel list
- `channel_sources` : list of SourceInformation objects in 1-to-1 relation with the channels list
- `data_block` : DataBlock object
- `texts` : dictionary containing TextBlock objects used throughout the mdf
 - `channels` : list of dictionaries that contain TextBlock objects related to each channel
 - * `name_addr` : channel name
 - * `comment_addr` : channel comment
 - `channel_group` : list of dictionaries that contain TextBlock objects related to each channel group
 - * `acq_name_addr` : channel group acquisition comment
 - * `comment_addr` : channel group comment
 - `conversion_tab` : list of dictionaries that contain TextBlock objects related to TABX and RTABX channel conversions
 - * `text_{n}` : n-th text of the VTABR conversion
 - * `default_addr` : default text
 - `conversions` : list of dictionaries that contain TextBlock objects related to channel conversions
 - * `name_addr` : conversions name
 - * `unit_addr` : channel unit_addr
 - * `comment_addr` : conversion comment
 - * `formula_addr` : formula text; only valid for algebraic conversions
 - `sources` : list of dictionaries that contain TextBlock objects related to channel sources
 - * `name_addr` : source name
 - * `path_addr` : source path_addr
 - * `comment_addr` : source comment

The *file_history* attribute is a list of (FileHistory, TextBlock) pairs .

The *channel_db* attribute is a dictionary that holds the (*data group index*, *channel index*) pair for all signals. This is used to speed up the *get_signal_by_name* method.

The *master_db* attribute is a dictionary that holds the *channel index* of the master channel for all data groups. This is used to speed up the *get_signal_by_name* method.

class `asammdf.mdf_v4.MDF4` (*name=None*, *memory='full'*, *version='4.10'*)

If the *name* exist it will be memorised otherwise an empty file will be created that can be later saved to disk

Parameters *name* : string

mdf file name

memory : str

memory optimization option; default *full*

- if *full* the data group binary data block will be memorised in RAM
- if *low* the channel data is read from disk on request, and the metadata is memorized into RAM
- if *minimum* only minimal data is memorized into RAM

version : string

mdf file version ('4.00', '4.10', '4.11'); default '4.10'

Attributes

attach-ments	(list) list of file attachments
chan-nels_db	(dict) used for fast channel access by name; for each name key the value is a list of (group index, channel index) tuples
file_comment	(TextBlock) file comment TextBlock
file_history	(list) list of (FileHistory, TextBlock) pairs
groups	(list) list of data groups
header	(HeaderBlock) mdf file header
identifica-tion	(FileIdentificationBlock) mdf file start block
mas-ters_db	(dict) used for fast master channel access; for each group index key the value is the master channel index
memory	(str) memory optimization option
name	(string) mdf file name
version	(str) mdf version

append (*signals*, *source_info='Python'*, *common_timebase=False*)

Appends a new data group.

For channel dependencies type Signals, the *samples* attribute must be a numpy.recarray

Parameters *signals* : list

list on *Signal* objects

source_info : str

source information; default 'Python'

common_timebase : bool

flag to hint that the signals have the same timebase

Examples

```
>>> # case 1 conversion type None
>>> s1 = np.array([1, 2, 3, 4, 5])
>>> s2 = np.array([-1, -2, -3, -4, -5])
>>> s3 = np.array([0.1, 0.04, 0.09, 0.16, 0.25])
>>> t = np.array([0.001, 0.002, 0.003, 0.004, 0.005])
>>> names = ['Positive', 'Negative', 'Float']
>>> units = ['+', '-', '.f']
>>> info = {}
>>> s1 = Signal(samples=s1, timestamps=t, unit='+', name='Positive')
>>> s2 = Signal(samples=s2, timestamps=t, unit='-', name='Negative')
>>> s3 = Signal(samples=s3, timestamps=t, unit='flts', name='Floats')
>>> mdf = MDF3('new.mdf')
>>> mdf.append([s1, s2, s3], 'created by asammdf v1.1.0')
>>> # case 2: VTAB conversions from channels inside another file
>>> mdf1 = MDF3('in.mdf')
>>> ch1 = mdf1.get("Channel1_VTAB")
>>> ch2 = mdf1.get("Channel2_VTABR")
>>> sigs = [ch1, ch2]
>>> mdf2 = MDF3('out.mdf')
>>> mdf2.append(sigs, 'created by asammdf v1.1.0')
```

attach (*data*, *file_name=None*, *comment=None*, *compression=True*, *mime='application/octet-stream'*)

attach embedded attachment as application/octet-stream

Parameters **data** : bytes

data to be attached

file_name : str

string file name

comment : str

attachment comment

compression : bool

use compression for embedded attachment data

mime : str

mime type string

close ()

if the MDF was created with *memory=False* and new channels have been appended, then this must be called just before the object is not used anymore to clean-up the temporary file

configure (*read_fragment_size=None*, *write_fragment_size=None*)

configure read and write fragment size for chunked data access

Parameters **read_fragment_size** : int

size hint of splitted data blocks, default 8MB; if the initial size is smaller, then no data list is used. The actual split size depends on the data groups' records size

write_fragment_size : int

size hint of splitted data blocks, default 8MB; if the initial size is smaller, then no data list is used. The actual split size depends on the data groups' records size

extend (*index*, *signals*)

Extend a group with new samples. The first signal is the master channel's samples, and the next signals must respect the same order in which they were appended. The samples must have raw or physical values according to the *Signals* used for the initial append.

Parameters *index* : int

group index

signals : list

list on numpy.ndarray objects

Examples

```
>>> # case 1 conversion type None
>>> s1 = np.array([1, 2, 3, 4, 5])
>>> s2 = np.array([-1, -2, -3, -4, -5])
>>> s3 = np.array([0.1, 0.04, 0.09, 0.16, 0.25])
>>> t = np.array([0.001, 0.002, 0.003, 0.004, 0.005])
>>> names = ['Positive', 'Negative', 'Float']
>>> units = ['+', '-', '.f']
>>> s1 = Signal(samples=s1, timestamps=t, unit='+', name='Positive')
>>> s2 = Signal(samples=s2, timestamps=t, unit='-', name='Negative')
>>> s3 = Signal(samples=s3, timestamps=t, unit='flts', name='Floats')
>>> mdf = MDF3('new.mdf')
>>> mdf.append([s1, s2, s3], 'created by asammdf v1.1.0')
>>> t = np.array([0.006, 0.007, 0.008, 0.009, 0.010])
>>> mdf2.extend(0, [t, s1, s2, s3])
```

extract_attachment (*index*)

extract attachment *index* data. If it is an embedded attachment, then this method creates the new file according to the attachment file name information

Parameters *index* : int

attachment index

Returns *data* : bytes | str

attachment data

get (*name=None*, *group=None*, *index=None*, *raster=None*, *samples_only=False*, *data=None*, *raw=False*)

Gets channel samples. Channel can be specified in two ways:

- using the first positional argument *name*
 - if there are multiple occurrences for this channel then the *group* and *index* arguments can be used to select a specific group.
 - if there are multiple occurrences for this channel and either the *group* or *index* arguments is None then a warning is issued
- using the group number (keyword argument *group*) and the channel number (keyword argument *index*). Use *info* method for group and channel numbers

If the *raster* keyword argument is not *None* the output is interpolated accordingly

Parameters **name** : string

name of channel

group : int

0-based group index

index : int

0-based channel index

raster : float

time raster in seconds

samples_only : bool

if *True* return only the channel samples as numpy array; if *False* return a *Signal* object

data : bytes

prevent redundant data read by providing the raw data group samples

raw : bool

return channel samples without applying the conversion rule; default *False*

Returns **res** : (numpy.array | *Signal*)

returns *Signal* if *samples_only* = *False* (default option), otherwise returns numpy.array

The *Signal* samples are:

- numpy recarray for channels that have composition/channel array address or for channel of type CANOPENDATE, CANOPENTIME
- numpy array for all the rest

Raises **MdfException** :

- * if the channel name is not found
- * if the group index is out of range
- * if the channel index is out of range

Examples

```
>>> from asammdf import MDF, Signal
>>> import numpy as np
>>> t = np.arange(5)
>>> s = np.ones(5)
>>> mdf = MDF(version='4.10')
>>> for i in range(4):
...     sigs = [Signal(s*(i*10+j), t, name='Sig') for j in range(1, 4)]
...     mdf.append(sigs)
...
>>> # first group and channel index of the specified channel name
...
>>> mdf.get('Sig')
UserWarning: Multiple occurrences for channel "Sig". Using first occurrence
↳ from data group 4. Provide both "group" and "index" arguments to select
↳ another data group (continues on next page)
```

(continued from previous page)

```

<Signal Sig:
  samples=[ 1.  1.  1.  1.  1.]
  timestamps=[0 1 2 3 4]
  unit=""
  info=None
  comment="">
>>> # first channel index in the specified group
...
>>> mdf.get('Sig', 1)
<Signal Sig:
  samples=[ 11.  11.  11.  11.  11.]
  timestamps=[0 1 2 3 4]
  unit=""
  info=None
  comment="">
>>> # channel named Sig from group 1 channel index 2
...
>>> mdf.get('Sig', 1, 2)
<Signal Sig:
  samples=[ 12.  12.  12.  12.  12.]
  timestamps=[0 1 2 3 4]
  unit=""
  info=None
  comment="">
>>> # channel index 1 or group 2
...
>>> mdf.get(None, 2, 1)
<Signal Sig:
  samples=[ 21.  21.  21.  21.  21.]
  timestamps=[0 1 2 3 4]
  unit=""
  info=None
  comment="">
>>> mdf.get(group=2, index=1)
<Signal Sig:
  samples=[ 21.  21.  21.  21.  21.]
  timestamps=[0 1 2 3 4]
  unit=""
  info=None
  comment="">

```

get_channel_comment (*name=None, group=None, index=None*)

Gets channel comment.

Channel can be specified in two ways:

- using the first positional argument *name*
 - if there are multiple occurrences for this channel then the *group* and *index* arguments can be used to select a specific group.
 - if there are multiple occurrences for this channel and either the *group* or *index* arguments is *None* then a warning is issued
- using the group number (keyword argument *group*) and the channel number (keyword argument *index*). Use *info* method for group and channel numbers

If the *raster* keyword argument is not *None* the output is interpolated accordingly.

Parameters name : string

name of channel

group : int

0-based group index

index : int

0-based channel index

Returns comment : str

found channel comment

get_channel_name (*group*, *index*)

Gets channel name.

Parameters group : int

0-based group index

index : int

0-based channel index

Returns name : str

found channel name

get_channel_unit (*name=None*, *group=None*, *index=None*)

Gets channel unit.

Channel can be specified in two ways:

- using the first positional argument *name*
 - if there are multiple occurrences for this channel then the *group* and *index* arguments can be used to select a specific group.
 - if there are multiple occurrences for this channel and either the *group* or *index* arguments is *None* then a warning is issued
- using the group number (keyword argument *group*) and the channel number (keyword argument *index*). Use *info* method for group and channel numbers

If the *raster* keyword argument is not *None* the output is interpolated accordingly.

Parameters name : string

name of channel

group : int

0-based group index

index : int

0-based channel index

Returns unit : str

found channel unit

get_master (*index*, *data=None*, *raster=None*)

returns master channel samples for given group

Parameters index : int

group index

data : (bytes, int)

(data block raw bytes, fragment offset); default None

raster : float

raster to be used for interpolation; default None

Returns **t** : numpy.array

master channel samples

get_valid_indexes (*group_index, channel, fragment*)

get invalidation indexes for the channel

Parameters **group_index** : int

group index

channel : Channel

channel object

fragment : (bytes, int)

(fragment bytes, fragment offset)

Returns **valid_indexes** : iterable

iterable of valid channel indexes; if all are valid *None* is returned

info ()

get MDF information as a dict

Examples

```
>>> mdf = MDF4('test.mdf')
>>> mdf.info()
```

save (*dst=""*, *overwrite=False*, *compression=0*)

Save MDF to *dst*. If *dst* is not provided the the destination file name is the MDF name. If *overwrite* is *True* then the destination file is overwritten, otherwise the file name is appened with ‘_<cntr>’, were ‘<cntr>’ is the first conter that produces a new file name (that does not already exist in the filesystem)

Parameters **dst** : str

destination file name, Default ‘’

overwrite : bool

overwrite flag, default *False*

compression : int

use compressed data blocks, default 0; valid since version 4.10

- 0 - no compression
- 1 - deflate (slower, but produces smaller files)
- 2 - transposition + deflate (slowest, but produces the smallest files)

Returns **output_file** : str

output file name

2.3.1 MDF version 4 blocks

The following classes implement different MDF version4 blocks.

AttachmentBlock Class

```
class asammdf.v4_blocks.AttachmentBlock (**kargs)
    ATBLOCK class
```

When adding new attachments only embedded attachments are allowed, with keyword argument *data* of type bytes

Channel Class

```
class asammdf.v4_blocks.Channel (**kargs)
    CNBLOCK class
```

ChannelConversion Class

```
class asammdf.v4_blocks.ChannelConversion (**kargs)
    CCBLOCK class
```

ChannelGroup Class

```
class asammdf.v4_blocks.ChannelGroup (**kargs)
    CGBLOCK class
```

DataGroup Class

```
class asammdf.v4_blocks.DataGroup (**kargs)
    DGBLOCK class
```

DataList Class

```
class asammdf.v4_blocks.DataList (**kargs)
    DLBLOCK class
```

DataBlock Class

```
class asammdf.v4_blocks.DataBlock (**kargs)
    DTBLOCK class
```

Parameters **address** : int

DTBLOCK address inside the file

stream : int

file handle

FileIdentificationBlock Class

```
class asammdf.v4_blocks.FileIdentificationBlock (**kargs)
    IDBLOCK class
```

HeaderBlock Class

```
class asammdf.v4_blocks.HeaderBlock (**kargs)
    HDBLOCK class
```

SourceInformation Class

```
class asammdf.v4_blocks.SourceInformation (**kargs)
    SIBLOCK class
```

FileHistory Class

```
class asammdf.v4_blocks.FileHistory (**kargs)
    FHBLOCK class
```

TextBlock Class

```
class asammdf.v4_blocks.TextBlock (**kargs)
    common TXBLOCK and MDBLOCK class
```

2.4 Signal

```
class asammdf.signal.Signal (samples=None, timestamps=None, unit="", name="", conver-
    sion=None, comment="", raw=False, master_metadata=None, dis-
    play_name="")
```

The *Signal* represents a channel described by it's samples and timestamps. It can perform arithmetic operations against other *Signal* or numeric types. The operations are computed in respect to the timestamps (time correct). The non-float signals are not interpolated, instead the last value relative to the current timestamp is used. *samples*, *timestamps* and *name* are mandatory arguments.

Parameters **samples** : numpy.array | list | tuple

signal samples

timestamps : numpy.array | list | tuple

signal timestamps

unit : str

signal unit

name : str

signal name

conversion : dict | channel conversion block

dict that contains extra conversion information about the signal , default *None*

comment : str

signal comment, default ''

raw : bool

signal samples are raw values, with no physical conversion applied

master_metadata : list

master name and sync type

display_name : str

display name used by mdf version 3

astype (*np_type*)

returns new *Signal* with samples of dtype *np_type*

Parameters **np_type** : np.dtype

new numpy dtype

Returns **signal** : *Signal*

new *Signal* with the samples of *np_type* dtype

cut (*start=None, stop=None*)

Cuts the signal according to the *start* and *stop* values, by using the insertion indexes in the signal's *time* axis.

Parameters **start** : float

start timestamp for cutting

stop : float

stop timestamp for cutting

Returns **result** : *Signal*

new *Signal* cut from the original

Examples

```
>>> new_sig = old_sig.cut(1.0, 10.5)
>>> new_sig.timestamps[0], new_sig.timestamps[-1]
0.98, 10.48
```

extend (*other*)

extend signal with samples from another signal

Parameters **other** : *Signal*

Returns **signal** : *Signal*

new extended *Signal*

interp (*new_timestamps*)

returns a new *Signal* interpolated using the *new_timestamps*

Parameters **new_timestamps** : np.array

timestamps used for interpolation

Returns **signal** : *Signal*

new interpolated *Signal*

physical ()

get the physical samples values

Returns **phys**: *Signal*

new *Signal* with physical values

plot ()

plot *Signal* samples

3.1 Impact of *memory* argument

By default when the *MDF* object is created all data is loaded into RAM (*memory='full'*). This will give you the best performance from *asammdf*.

However if you reach the physical memory limit *asammdf* gives you two options:

- *memory='low'* : only the metadata is loaded into RAM, the raw channel data is loaded when needed
- *memory='minimum'* : only minimal data is loaded into RAM.

3.1.1 *MDF* created with *memory='full'*

Advantages

- best performance if all channels are used (for example *cut*, *convert*, *export* or *merge* methods)

Disadvantages

- higher RAM usage, there is the chance of *MemoryError* for large files
- data is not accessed in chunks
- time can be wasted if only a small number of channels is retrieved from the file (for example *filter*, *get* or *select* methods)

Use case

- when data fits inside the system RAM

3.1.2 *MDF* created with *memory='low'*

Advantages

- lower RAM usage than *memory='full'*

- can handle files that do not fit in the available physical memory
- middle ground between ‘full’ speed and ‘minimum’ memory usage

Disadvantages

- slower performance for retrieving channel data
- must call *close* method to release the temporary file used in case of appending.

Note: it is advised to use the *MDF* context manager in this case

Use case

- when ‘full’ data exceeds available RAM
- it is advised to avoid getting individual channels when using this option
- best performance / memory usage ratio when using *cut*, *convert*, *filter*, *merge* or *select* methods

Note: See benchmarks for the effects of using the flag

3.1.3 *MDF* created with *memory='minimum'*

Advantages

- lowest RAM usage
- the only choice when dealing with huge files (10's of thousands of channels and GB of sample data)
- handle big files on 32 bit Python ()

Disadvantages

- slightly slower performance compared to *memory='low'*
- must call *close* method to release the temporary file used in case of appending.

Note: See benchmarks for the effects of using the flag

3.2 Chunked data access

When the *MDF* is created with the option “full” all the samples are loaded into RAM and are processed as a single block. For large files this can lead to *MemoryError* exceptions (for example trying to merge several GB sized files).

asammdf optimizes memory usage for options “low” and “minimum” by processing samples in fragments. The read fragment size was tuned based on experimental measurements and should give a good compromise between execution time and memory usage.

You can further tune the read fragment size using the *configure* method, to favor execution speed (using larger fragment sizes) or memory usage (using lower fragment sizes).

3.3 Optimized methods

The *MDF* methods (*cut*, *filter*, *select*) are optimized and should be used instead of calling *get* for several channels. For “low” and “minimum” options the time savings can be dramatic.

4.1 Working with MDF

```
from __future__ import print_function, division
from asammdf import MDF, Signal
import numpy as np

# create 3 Signal objects

timestamps = np.array([0.1, 0.2, 0.3, 0.4, 0.5], dtype=np.float32)

# uint8
s_uint8 = Signal(samples=np.array([0, 1, 2, 3, 4], dtype=np.uint8),
                 timestamps=timestamps,
                 name='Uint8_Signal',
                 unit='u1')

# int32
s_int32 = Signal(samples=np.array([-20, -10, 0, 10, 20], dtype=np.int32),
                 timestamps=timestamps,
                 name='Int32_Signal',
                 unit='i4')

# float64
s_float64 = Signal(samples=np.array([-20, -10, 0, 10, 20], dtype=np.float64),
                  timestamps=timestamps,
                  name='Float64_Signal',
                  unit='f8')

# create empty MDF version 4.00 file
mdf4 = MDF(version='4.10')

# append the 3 signals to the new file
signals = [s_uint8, s_int32, s_float64]
```

(continues on next page)

(continued from previous page)

```

mdf4.append(signals, 'Created by Python')

# save new file
mdf4.save('my_new_file.mf4', overwrite=True)

# convert new file to mdf version 3.10 with lowest possible RAM usage
mdf3 = mdf4.convert(to='3.10', memory='minimum')
print(mdf3.version)

# get the float signal
sig = mdf3.get('Float64_Signal')
print(sig)

# cut measurement from 0.3s to end of measurement
mdf4_cut = mdf4.cut(start=0.3)
mdf4_cut.get('Float64_Signal').plot()

# cut measurement from start of measurement to 0.4s
mdf4_cut = mdf4.cut(stop=0.45)
mdf4_cut.get('Float64_Signal').plot()

# filter some signals from the file
mdf4 = mdf4.filter(['Int32_Signal', 'UInt8_Signal'])

# save using zipped transpose deflate blocks
mdf4.save('out.mf4', compression=2, overwrite=True)

```

4.2 Working with Signal

```

from __future__ import print_function, division
from asammdf import Signal
import numpy as np

# create 3 Signal objects with different time stamps

# uint8 with 100ms time raster
timestamps = np.array([0.1 * t for t in range(5)], dtype=np.float32)
s_uint8 = Signal(samples=np.array([t for t in range(5)], dtype=np.uint8),
                 timestamps=timestamps,
                 name='UInt8_Signal',
                 unit='u1')

# int32 with 50ms time raster
timestamps = np.array([0.05 * t for t in range(10)], dtype=np.float32)
s_int32 = Signal(samples=np.array(list(range(-500, 500, 100))), dtype=np.int32),
                 timestamps=timestamps,
                 name='Int32_Signal',
                 unit='i4')

# float64 with 300ms time raster
timestamps = np.array([0.3 * t for t in range(3)], dtype=np.float32)
s_float64 = Signal(samples=np.array(list(range(2000, -1000, -1000))), dtype=np.int32),
                  timestamps=timestamps,

```

(continues on next page)

(continued from previous page)

```
        name='Float64_Signal',
        unit='f8')

# map signals
xs = np.linspace(-1, 1, 50)
ys = np.linspace(-1, 1, 50)
X, Y = np.meshgrid(xs, ys)
vals = np.linspace(0, 180. / np.pi, 100)
phi = np.ones((len(vals), 50, 50), dtype=np.float64)
for i, val in enumerate(vals):
    phi[i] *= val
R = 1 - np.sqrt(X**2 + Y**2)
samples = np.cos(2 * np.pi * X + phi) * R

timestamps = np.arange(0, 2, 0.02)

s_map = Signal(samples=samples,
               timestamps=timestamps,
               name='Variable Map Signal',
               unit='dB')
s_map.plot()

prod = s_float64 * s_uint8
prod.name = 'Uint8_Signal * Float64_Signal'
prod.unit = '*'
prod.plot()

pow2 = s_uint8 ** 2
pow2.name = 'Uint8_Signal ^ 2'
pow2.unit = 'u1^2'
pow2.plot()

allsum = s_uint8 + s_int32 + s_float64
allsum.name = 'Uint8_Signal + Int32_Signal + Float64_Signal'
allsum.unit = '+'
allsum.plot()

# inplace operations
pow2 *= -1
pow2.name = '- Uint8_Signal ^ 2'
pow2.plot()

# cut signal
s_int32.plot()
cut_signal = s_int32.cut(start=0.2, stop=0.35)
cut_signal.plot()
```


asammdf relies heavily on *dict* objects. Starting with Python 3.6 the *dict* objects are more compact and ordered (implementation detail); *asammdf* uses takes advantage of those changes so for best performance it is advised to use Python ≥ 3.6 .

5.1 Test setup

The benchmarks were done using two test files (available here <https://github.com/danielhrisca/asammdf/issues/14>) (for mdf version 3 and 4) of around 170MB. The files contain 183 data groups and a total of 36424 channels.

asamdf 3.0.0 was compared against *mdfreader 2.7.5*. *mdfreader* seems to be the most used Python package to handle MDF files, and it also supports both version 3 and 4 of the standard.

The three benchmark categories are file open, file save and extracting the data for all channels inside the file(36424 calls). For each category two aspect were noted: elapsed time and peak RAM usage.

5.1.1 Dependencies

You will need the following packages to be able to run the benchmark script

- psutil
- mdfreader

5.1.2 Usage

Extract the test files from the archive, or provide a folder that contains the files “test.mdf” and “test.mf4”. Run the module *bench.py* (see `-help` option for available options)

5.2 x64 Python results

Benchmark environment

- 3.6.4 (default, Jan 5 2018, 02:35:40) [GCC 7.2.1 20171224]
- Linux-4.15.0-1-MANJARO-x86_64-with-arch-Manjaro-Linux
- 4GB installed RAM

Notations used in the results

- full = asammdf MDF object created with memory=full (everything loaded into RAM)
- low = asammdf MDF object created with memory=low (raw channel data not loaded into RAM, but metadata loaded to RAM)
- minimum = asammdf MDF object created with memory=full (lowest possible RAM usage)
- compress = mdfreader mdf object created with compression=blosc
- noDataLoading = mdfreader mdf object read with noDataLoading=True

Files used for benchmark:

- 183 groups
- 36424 channels

5.2.1 Raw data

Open file	Time [ms]	RAM [MB]
asammdf 3.0.0 full mdfv3	706	256
asammdf 3.0.0 low mdfv3	637	103
asammdf 3.0.0 minimum mdfv3	612	64
mdfreader 2.7.5 mdfv3	2201	414
mdfreader 2.7.5 compress mdfv3	1871	281
mdfreader 2.7.5 noDataLoading mdfv3	948	160
asammdf 3.0.0 full mdfv4	2599	296
asammdf 3.0.0 low mdfv4	2485	131
asammdf 3.0.0 minimum mdfv4	1376	64
mdfreader 2.7.5 mdfv4	5706	435
mdfreader 2.7.5 compress mdfv4	5453	303
mdfreader 2.7.5 noDataLoading mdfv4	3904	181

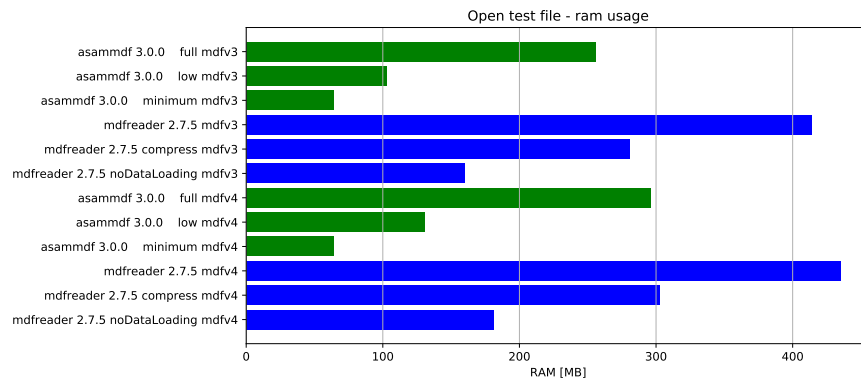
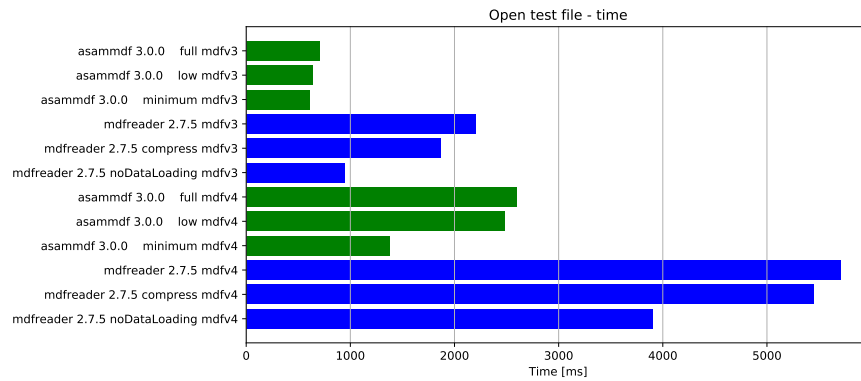
Save file	Time [ms]	RAM [MB]
asammdf 3.0.0 full mdfv3	468	258
asammdf 3.0.0 low mdfv3	363	110
asammdf 3.0.0 minimum mdfv3	919	80
mdfreader 2.7.5 mdfv3	6424	451
mdfreader 2.7.5 noDataLoading mdfv3	7364	510
mdfreader 2.7.5 compress mdfv3	6624	449
asammdf 3.0.0 full mdfv4	984	319
asammdf 3.0.0 low mdfv4	1028	156
asammdf 3.0.0 minimum mdfv4	2786	80
mdfreader 2.7.5 mdfv4	3355	460
mdfreader 2.7.5 noDataLoading mdfv4	5153	483
mdfreader 2.7.5 compress mdfv4	3773	457

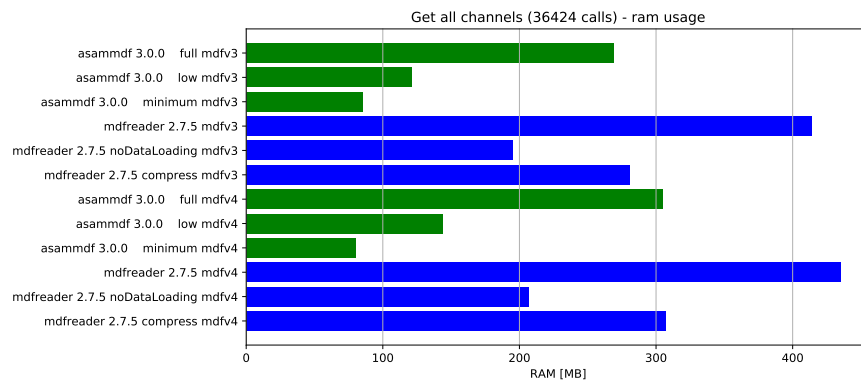
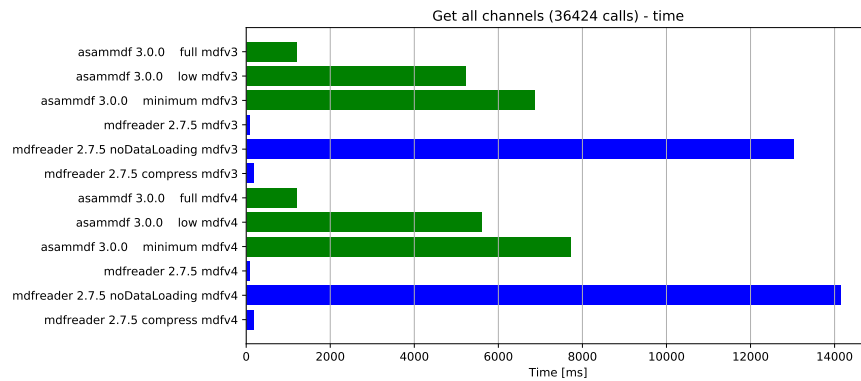
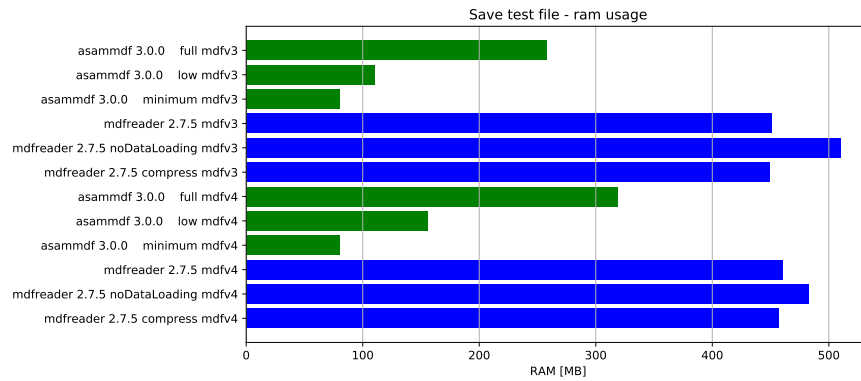
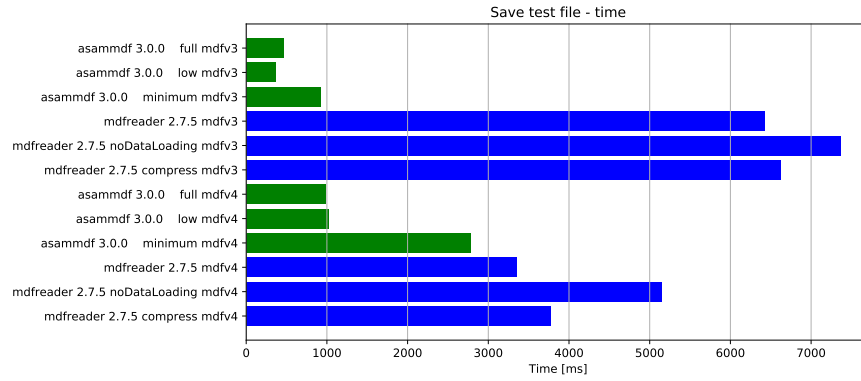
Get all channels (36424 calls)	Time [ms]	RAM [MB]
asammdf 3.0.0 full mdfv3	1196	269
asammdf 3.0.0 low mdfv3	5230	121
asammdf 3.0.0 minimum mdfv3	6871	85
mdfreader 2.7.5 mdfv3	77	414
mdfreader 2.7.5 noDataLoading mdfv3	13036	195
mdfreader 2.7.5 compress mdfv3	184	281
asammdf 3.0.0 full mdfv4	1207	305
asammdf 3.0.0 low mdfv4	5613	144
asammdf 3.0.0 minimum mdfv4	7725	80
mdfreader 2.7.5 mdfv4	74	435
mdfreader 2.7.5 noDataLoading mdfv4	14140	207
mdfreader 2.7.5 compress mdfv4	171	307

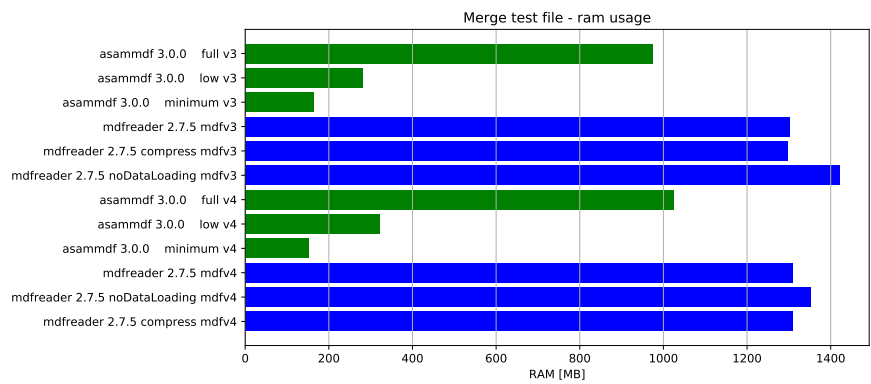
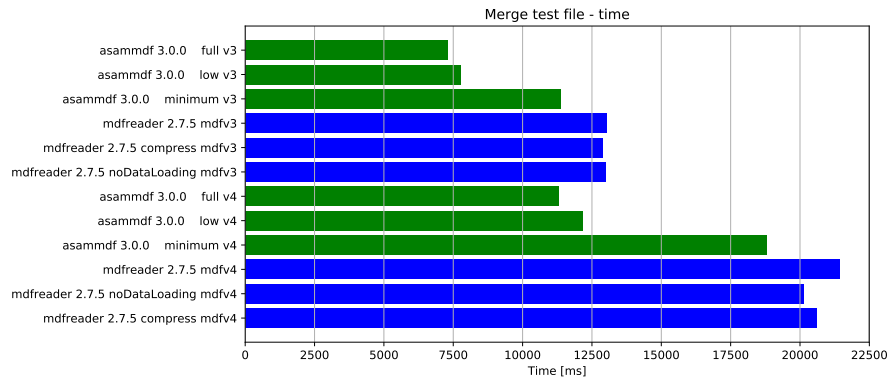
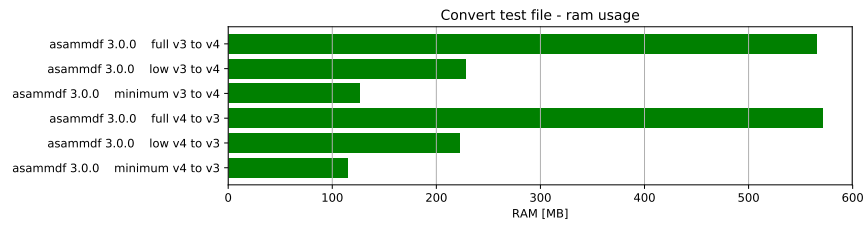
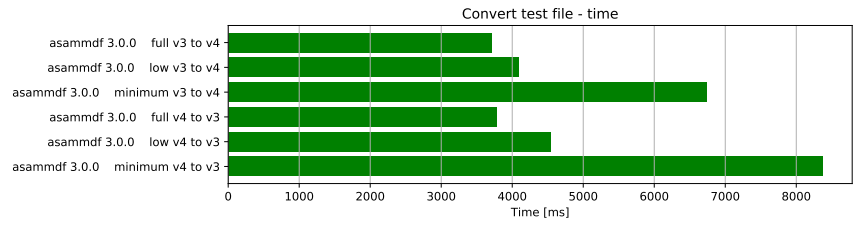
Convert file	Time [ms]	RAM [MB]
asammdf 3.0.0 full v3 to v4	3712	565
asammdf 3.0.0 low v3 to v4	4091	228
asammdf 3.0.0 minimum v3 to v4	6740	126
asammdf 3.0.0 full v4 to v3	3787	571
asammdf 3.0.0 low v4 to v3	4546	222
asammdf 3.0.0 minimum v4 to v3	8369	115

Merge files	Time [ms]	RAM [MB]
asammdf 3.0.0 full v3	7297	975
asammdf 3.0.0 low v3	7766	282
asammdf 3.0.0 minimum v3	11363	163
mdfreader 2.7.5 mdfv3	13039	1301
mdfreader 2.7.5 compress mdfv3	12877	1298
mdfreader 2.7.5 noDataLoading mdfv3	12981	1421
asammdf 3.0.0 full v4	11313	1025
asammdf 3.0.0 low v4	12155	322
asammdf 3.0.0 minimum v4	18787	152
mdfreader 2.7.5 mdfv4	21423	1309
mdfreader 2.7.5 noDataLoading mdfv4	20142	1352
mdfreader 2.7.5 compress mdfv4	20600	1309

5.2.2 Graphical results







CHAPTER 6

Indices and tables

- `genindex`
- `modindex`
- `search`

A

astype() (asammdf.signal.Signal method), 40
AttachmentBlock (class in asammdf.v4_blocks), 38

C

Channel (class in asammdf.v2_v3_blocks), 19
Channel (class in asammdf.v4_blocks), 38
ChannelConversion (class in asammdf.v2_v3_blocks), 21
ChannelConversion (class in asammdf.v4_blocks), 38
ChannelDependency (class in asammdf.v2_v3_blocks),
22
ChannelExtension (class in asammdf.v2_v3_blocks), 23
ChannelGroup (class in asammdf.v2_v3_blocks), 24
ChannelGroup (class in asammdf.v4_blocks), 38
convert() (asammdf.mdf.MDF method), 8
cut() (asammdf.mdf.MDF method), 8
cut() (asammdf.signal.Signal method), 40

D

DataBlock (class in asammdf.v4_blocks), 38
DataGroup (class in asammdf.v2_v3_blocks), 25
DataGroup (class in asammdf.v4_blocks), 38
DataList (class in asammdf.v4_blocks), 38

E

export() (asammdf.mdf.MDF method), 8
extend() (asammdf.signal.Signal method), 40

F

FileHistory (class in asammdf.v4_blocks), 39
FileIdentificationBlock (class in asam-
mdf.v2_v3_blocks), 26
FileIdentificationBlock (class in asammdf.v4_blocks), 39
filter() (asammdf.mdf.MDF method), 9

H

HeaderBlock (class in asammdf.v2_v3_blocks), 26
HeaderBlock (class in asammdf.v4_blocks), 39

I

interp() (asammdf.signal.Signal method), 40
iter_channels() (asammdf.mdf.MDF method), 10
iter_groups() (asammdf.mdf.MDF method), 10

M

MDF (class in asammdf.mdf), 7
merge() (asammdf.mdf.MDF static method), 10

P

physical() (asammdf.signal.Signal method), 41
plot() (asammdf.signal.Signal method), 41
ProgramBlock (class in asammdf.v2_v3_blocks), 27

R

resample() (asammdf.mdf.MDF method), 10

S

SampleReduction (class in asammdf.v2_v3_blocks), 28
select() (asammdf.mdf.MDF method), 10
Signal (class in asammdf.signal), 39
SourceInformation (class in asammdf.v4_blocks), 39

T

TextBlock (class in asammdf.v2_v3_blocks), 28
TextBlock (class in asammdf.v4_blocks), 39
TriggerBlock (class in asammdf.v2_v3_blocks), 29

W

whereis() (asammdf.mdf.MDF method), 11