

# Chapter J

## Damaged/Totaled Vehicles

### Definition of “totaled” vehicle:

- A vehicle declared a total loss by the insurer obligated to cover the loss, or a vehicle the insurer takes possession of, or title to. This applies to both damaged and stolen vehicles.
- A stolen vehicle, if not recovered within 30 days of the date of the theft, when an insurer does not cover the loss.
- A vehicle that has sustained damage that is not covered by an insurer and the estimated cost to repair the vehicle is equal to at least 80 percent of the retail market value of the vehicle prior to the damage. “Retail market value” is determined by using publications relied upon by financial institutions doing business in Oregon.

The word “totaled” appears on Oregon titles or salvage titles issued for vehicles that have been declared totaled. The word “totaled” is in addition to any other brand or designation such as “assembled,” “reconstructed,” “replica,” or “flood.” However, it may appear alone on a salvage title.

The owner of a vehicle totaled due to damage must surrender the certificate of title to DMV within 30 days of the date the vehicle became totaled, and apply for a salvage title. Instructions to apply for a salvage title are later in this chapter.

### Stolen vehicles

#### When loss covered by an insurer

When an insurer declares a vehicle a total loss because it was stolen, the vehicle is subject to salvage title provisions.

Sometimes the vehicle is recovered and it is not totaled because of damage. The vehicle will not have to be titled as a totaled and assembled, reconstructed, or replica vehicle if the application for title includes proper evidence that indicates the vehicle is not “totaled” due to damage. The insurer that covered the theft loss must provide a written statement. The written statement must accompany the title application and must say that the vehicle is **NOT** totaled according to Oregon law. Unless the insurance company provides this statement, the vehicle can only be retitled as totaled and either assembled, reconstructed, or replica.

A VIN inspection and VIN inspection fee are required when a new title is applied for. Only DMV or a designated law enforcement agency may perform the VIN inspection.

#### When loss not covered by insurer

A stolen vehicle not recovered within 30 days of the theft is a totaled vehicle according to Oregon law. The owner should report the theft to law enforcement immediately. After 30 days from the date of theft, if the vehicle is still not recovered, the owner must complete Section 1 of the Stolen Vehicle Notification, [Form 6927](#), submit it to DMV within 60 days from the date of the theft, with evidence that the vehicle theft was reported to law enforcement. DMV will place a notation on the vehicle record indicating the vehicle was totaled and title was not surrendered.

If the vehicle is recovered after reporting to DMV, the owner should notify DMV whether the vehicle is totaled due to damage or not. The owner does this by submitting Section 2 of Form 6927 and all requirements (such as surrendering title and applying for new title, etc.). A VIN inspection and VIN inspection fee are also required when a new title is applied for.

### **Stolen Vehicle Notification, [Form 6927](#)**

#### **Back**

Information about stolen vehicle procedures and instructions to complete the form.


#### **Front (Section 1 and Section 2)**

- **Vehicle description:** Plate number, year, make, and body style.
- **Vehicle identification number (VIN):** List the complete VIN here.
- **Oregon title number:** If applicable.
- **Police agency reported to:** Name of the law enforcement agency where the police report was filed.
- **Police report number:** Case number of the police report that was filed.
- **Date of theft, date reported:** (These may be the same dates.)
- **Name(s) of registered owner(s):** Full name of owner(s).
- **Address:** Must indicate where the registered owner may be contacted if more information is needed.
- **Signature:** Registered owner's signature.

Submit Section 1 to report the unrecovered stolen vehicle. When the vehicle is recovered, submit Section 2. Before the vehicle can be registered, DMV must perform a VIN inspection of the vehicle.

**Example of STOLEN VEHICLE NOTIFICATION, FORM 6927**

Actual size 8½ x 11"  
 (front)

 <small>DEPARTMENT OF TRANSPORTATION                  DRIVER AND MOTOR VEHICLE SERVICES                  1901 LAVER AVE. SE. SALEM, OREGON 97331</small>	<h2 style="margin: 0;">STOLEN VEHICLE NOTIFICATION</h2> <p style="margin: 0;">(Instructions on back)</p> <p style="margin: 0;"><b>Loss NOT Covered By Insurance</b></p>	Clear Form	
<p><b>Section 1 - Unrecovered Stolen Vehicle</b> - Complete this form* if it has been at least 30 days since your vehicle was stolen, the vehicle has not been recovered, and the loss is not covered by insurance. Detach and mail Section 1 to the address on the back of this form, along with evidence that the vehicle was reported stolen to law enforcement. If this information is not included, the notice will not be filed.</p> <p>* Completion of this form does not place a notation on DMV's records to indicate the vehicle has been stolen; it only satisfies the notification requirement of ORS 819.012 (1) (b), indicating the vehicle meets the definition of a totaled vehicle. Contact your local law enforcement agency to report the vehicle stolen.</p>			
PLATE NUMBER	YEAR	MAKE	BODY STYLE
VEHICLE IDENTIFICATION NUMBER		TITLE NUMBER	
POLICE AGENCY REPORTED TO		POLICE REPORT NUMBER	
DATE OF THEFT		DATE REPORTED	
NAME(S) OF REGISTERED OWNER(S)			
STREET ADDRESS, CITY, STATE AND ZIP CODE			
SIGNATURE			
<div style="font-size: 2em; font-weight: bold; margin: 0;">X</div>			
-----			
<p><b>Section 2 – Recovered Stolen Vehicle</b> - Complete this form if you previously notified DMV that your vehicle was stolen by sending in Section 1 and the vehicle has now been recovered.</p> <p><b>DATE RECOVERED:</b> _____</p> <p><b>Is the vehicle damaged and is the estimated cost to repair the vehicle at least 80% of its retail market value before the damage?</b></p> <p><input type="checkbox"/> <b>Yes – Do NOT complete Section 2.</b>                  See the instructions on the back of this form for more information.</p> <p><input type="checkbox"/> <b>No – The vehicle is not considered "totaled."</b> However, a vehicle identification number inspection is required before the vehicle can be retitled. See the back of this form for instructions.</p>			
PLATE NUMBER	YEAR	MAKE	BODY STYLE
VEHICLE IDENTIFICATION NUMBER		TITLE NUMBER	
NAME(S) OF REGISTERED OWNER(S)			
STREET ADDRESS, CITY, STATE AND ZIP CODE			
SIGNATURE			
<div style="font-size: 2em; font-weight: bold; margin: 0;">X</div>			
735-6927 (1-18)		STK# 300450	

DETACH

DETACH

**Example of STOLEN VEHICLE NOTIFICATION, FORM 6927**  
Actual size 8½ x 11"  
(back)

**STOLEN VEHICLE INSTRUCTIONS**

**What to do when your vehicle is stolen:**

- If the loss *is not* covered by insurance:
  1. Report the theft to law enforcement, and
  2. Wait at least 30 days. If the vehicle has not been recovered after 30 days, you then must notify DMV within 60 days of the date of the theft. Failure to notify DMV is a Class A Misdemeanor and is punishable by a jail sentence of up to one year, a fine of up to \$6,250, or both.
- **Who must notify DMV:**
  - A registered owner, as maintained in DMV's record of the vehicle.
  - If you own the vehicle, but haven't transferred the title, apply for title in your name. Submit completed Section 1 of this form, along with the title application.
- **How to notify DMV:**
  - Complete only Section 1 on the front of this form.
  - You **must** include evidence that the vehicle was reported as stolen to law enforcement, otherwise the notice will not be filed. Evidence may include:
    - A copy of the police report;
    - A police report number and the name of the agency the theft was reported to; or
    - Other verification of the report.
  - Detach Section 1. Retain Section 2 for use if the vehicle is recovered.
  - Mail Section 1 to:

**DMV - Totaled Vehicle Desk**  
**1905 Lana Ave NE**  
**Salem OR 97314**
- If the loss *is* covered by insurance:
  1. Report the theft to law enforcement, and
  2. Report the theft to your insurance company.

*Because the insurance company is required to report the theft to DMV, you do not need to complete this form.*

**RECOVERED VEHICLE INSTRUCTIONS**

**If the vehicle is recovered:**

- You must first determine if the vehicle is damaged. Is the estimated cost to repair the vehicle at least 80% of its retail market value before the damage?
- If your answer to the question is "Yes," you must surrender the title or primary ownership document to DMV, unless you have transferred it to the recovering tower within 30 days of the recovery date, and do one of the following:
  - a. apply for a salvage title; or
  - b. if the vehicle is repaired, rebuilt, or eligible for a certificate of title, apply for title showing the vehicle as "totaled" and assembled, reconstructed, or replica; or
  - c. surrender the title or primary ownership document to DMV, along with a statement indicating that the vehicle is totaled and that you do not intend to rebuild or repair the vehicle, to transfer ownership of the vehicle frame or unibody, or to use the frame or unibody for repairing or constructing another vehicle.
- If your answer to the question is "No," complete Section 2 of the form and follow these instructions.
  - a. If the vehicle is not considered "totaled," and you wish **to remove the totaled notation** from the vehicle record **now**, you must go to a full service DMV office to have a vehicle identification number (VIN) inspection done. There is a fee for the inspection. Submit Section 2 of this form, with the VIN inspection, to remove the totaled notation.
  - b. If you do not wish to have a VIN inspection performed now, complete Section 2 of the form and send it to: DMV-Totaled Vehicle Desk, 1905 Lana Ave NE, Salem Oregon 97314. The totaled notation will be removed, but a new notation will be added indicating that a VIN inspection is required before the vehicle can be retitled.

**If you have questions, call DMV's Totaled Vehicle Desk at (503) 945-5122**

## **Selling a totaled vehicle**

Any business or individual who declares a vehicle totaled must give the buyer the salvage title. If the title was surrendered to Oregon DMV and no salvage title was issued, the seller must give the buyer a bill of sale that states:

- The vehicle is totaled;
- The title has been surrendered to DMV;
- The plates and registration is no longer valid; and
- The vehicle must be retitled as an assembled, reconstructed, or replica vehicle; or the vehicle is a recovered stolen vehicle that is not totaled because of damage.

## **Buying or selling a totaled vehicle**

Anyone who acquires a totaled vehicle with a title that has not been surrendered must surrender the title to DMV. The title must also include releases from all persons or companies shown on the title.

If the vehicle is going to be rebuilt or sold, a salvage title must be applied for. The offense for failing to surrender a title for a totaled vehicle is a Class A misdemeanor which carries a maximum penalty of up to one year in jail, a fine of up to \$6,250 or both.

## **Notice of Vehicle to Be Dismantled/Proof of Compliance, Form 6017**

When individuals or businesses that are not required to have a dismantler's license wreck, disassemble, substantially alter, or dismantle a vehicle, they must notify DMV with a Notice of Vehicle to be Dismantled/ Proof of Compliance, Form 6017. (Licensed dismantlers do not use Form 6017 to notify DMV. They use the Dismantler's Notice to DMV, [Form 270](#). See [Chapter P](#), Dismantlers.)


The first copy of Form 6017 must be submitted to DMV at least 7 days before starting such activity. Within 30 days after the vehicle is dismantled, the vehicle registration, plates and title or other primary ownership document must be submitted to DMV. If no salvage title is required, the second and third copies must be submitted to DMV with the primary ownership document. If the vehicle is subject to salvage title requirements, an application for salvage title and the title fee is required. See the second and third copies of the form for further instructions.

The Notice of Vehicle to be Dismantled/ Proof of Compliance, Form 6017, is not available on line. These forms can be obtained at a DMV office.

DMV TITLE AND REGISTRATION HANDBOOK  
Chapter J: Damaged/Totaled Vehicles

**Example of NOTICE OF VEHICLE TO BE DISMANTLED/PROOF OF COMPLIANCE, FORM 6017**

*(Three-part form; top part shown below) Actual size 8½" x 11"*

		<h2 style="margin:0;">NOTICE OF VEHICLE TO BE DISMANTLED / PROOF OF COMPLIANCE</h2>	
<b>INSTRUCTIONS</b>			
<p>Use this form only if you are not required to have a dismantler certificate under ORS 822.110. If you are required to have a dismantler's certificate, you should use the Vehicle Dismantler's Notice (Form 735-270). Contact DMV at (503) 945-5052 if you are engaged in any business activity involving wrecked, dismantled, disassembled or substantially altered vehicles and you do not have a dismantler's certificate issued under ORS 822.110.</p> <p>1) Submit the white copy (original) of this form at least 7 days before beginning work to wreck, dismantle, disassemble or substantially alter a vehicle, to:</p> <p align="center"> <b>DMV Totaled Vehicle Desk</b>                  1905 Lana Ave NE                  Salem OR 97314             </p> <p>2) Within 30 days after a vehicle has been wrecked, dismantled, disassembled or substantially altered, the person who completed the work must submit to DMV:</p> <ul style="list-style-type: none"> <li>• Any vehicle registration card, license plates, and the title or other primary ownership document; and</li> <li>• Either:                     <ol style="list-style-type: none"> <li>1. An application for salvage title and the title fee, if the vehicle is subject to salvage title requirements; or</li> <li>2. The pink and yellow copies of this form, if the vehicle is not subject to salvage title requirements.</li> </ol> </li> </ul>			
<b>WRECKED, DISMANTLED, DISASSEMBLED OR SUBSTANTIALLY ALTERED</b>			
<p>You can find definitions and requirements for wrecked, dismantled, disassembled and substantially altered in Oregon Revised Statute (ORS) 819.010 and Oregon Administrative Rule (OAR) 735-024-0050, 735-024-0070.</p> <p>Do not use this form if the vehicle does not, or will not meet the appropriate definition.</p> <p>I certify that the plan is for this vehicle to be:</p> <p> <input type="checkbox"/> Wrecked, dismantled, or disassembled.  <input type="checkbox"/> Substantially altered.             </p>			
<b>VEHICLE DESCRIPTION</b>			
YEAR	MAKE	BODY STYLE	
PLATE NUMBER	STATE		
VEHICLE IDENTIFICATION NUMBER (VERIFY VIN ON VEHICLE)	TITLE NUMBER		
<b>CERTIFICATION INFORMATION</b>			
DATE TO BE WRECKED, DISMANTLED, DISASSEMBLED OR SUBSTANTIALLY ALTERED		TO BE WRECKED, DISMANTLED, DISASSEMBLED OR SUBSTANTIALLY ALTERED BY	
ADDRESS		CITY, STATE AND ZIP CODE	
SIGNATURE			DATE
X			
▼ RETURN NOTICE TO THE ADDRESS BELOW ▼			
NAME			
STREET ADDRESS			
CITY, STATE, ZIP CODE			
735-6017 (1-20)		STK# 300217	

## Definitions

The following definitions are summarized from DMV Administrative Rules.

### ***Disassemble, dismantle, wreck***

- Total destruction of the vehicle such as where the vehicle is taken apart with the intention of never again being operated as a vehicle (regardless of whether or not the frame or unibody will be used to repair, rebuild, or construct another vehicle).
- The crushing, compacting, or shredding of the vehicle.
- The engine, drive train, and transmission are removed and the frame or unibody is sold or transferred separate from these parts.
- The permanent removal of the wheels and frame or undercarriage of a trailer.
- The vehicle no longer meets the definition of a vehicle under [ORS 801.590](#).
- The destruction of the frame or unibody of the vehicle.
- The clipping of any quarter, section, or half of the vehicle.

### ***Substantially altered***

- The frame or unibody is cut, severed, or welded together with parts of two or more vehicles or other materials.
- Changes or alterations to the body of a vehicle which cause the body to no longer resemble the original vehicle, or which cause the vehicle to meet the definition of an assembled, reconstructed, or replica vehicle.

## Salvage titles

An Oregon Salvage Title Certificate is a legal document that indicates the vehicle was totaled, wrecked, dismantled, stolen, or abandoned. It also indicates ownership of the vehicle. DMV mails the salvage title to the person or firm shown on the document as owner. *(No security interest holders, lessors, or lessees are shown on salvage titles.)*

The Oregon salvage title is valid until the vehicle is rebuilt, dismantled, or recovered, and a regular Oregon title is issued. Salvage titles follow the frame or unibody of a vehicle. If the frame or unibody is sold or transferred, the salvage title should be assigned and given to the new buyer.

Under [OAR 735-024-0170](#):

- Dealers, dismantlers, and insurers are not required to apply for an Oregon salvage title in their name when they acquire a vehicle:
  - Already covered by a salvage title issued by Oregon, or
  - Covered by a salvage title or salvage certificate issued by some other state.

If the vehicle frame or unibody is acquired by a party other than a dealer, dismantler, or insurer, they must apply for salvage title in their name. Information on how to apply for a salvage title appears later in this chapter.

If the frame or unibody is destroyed, the salvage title should be surrendered with a signed statement indicating this has been done; or, if a dismantler surrenders the salvage title, a

Dismantler's Vehicle Notice to DMV, [Form 270](#), must be submitted with the salvage title. (See [Chapter P](#), Dismantlers, for instructions on completing Form 270.)

If the vehicle is repaired, rebuilt, or if the frame or unibody is used in constructing another vehicle, the salvage title must be surrendered to DMV when applying for a title for the assembled or reconstructed vehicle. See section titled "[Assembled/reconstructed/replica vehicles](#)," in this chapter.

There are several situations when a salvage title must be applied for:

- When the vehicle has been wrecked, dismantled, disassembled or substantially altered ([ORS 819.010](#)) **and you intend to rebuild or repair the vehicle.**
- When the vehicle is totaled and the title is required to be surrendered ([ORS 819.012 or 819.014](#)).
- When you buy an abandoned vehicle sold under [ORS 819](#) (appraised at \$500 or less).

You do not need to apply for a salvage title if you do not intend to rebuild or repair the vehicle, to transfer the vehicle, or to use the frame or unibody for repairing or constructing another vehicle.

If the vehicle has been repaired or is otherwise operable before a salvage title can be applied for, a regular Oregon title may be applied for following the guidelines found later in this chapter regarding assembled, reconstructed, and replica vehicles.

### ***Vehicle types subject to salvage titles***

These vehicle types are subject to salvage title requirements:

- All vehicle types required to be titled or registered in this state,
- Any other vehicle that has been issued a certificate of title by a DMV or another jurisdiction.

### ***Registration/security interests***

When a salvage title is issued, any existing registration for a vehicle is canceled. DMV cannot issue registration and the vehicle may not be operated on the highways of Oregon, until an application for certificate of title for the assembled, reconstructed, or replica vehicle is applied for, or the vehicle has a valid trip permit.

Salvage titles do not have security interest information.



## Oregon Salvage Title Certificate, Form 417

Below is an example of the most current version of the Oregon Salvage Title (1-19). It is blue and pink rainbow colored with a red border. The size is 8 1/2 " X 8 1/2 ".

(front)

(back)

## Submitting salvage title applications

Mail salvage title applications directly to DMV headquarters office at the following address:

DMV  
 Attn: Totaled Vehicle Desk  
 1905 Lana Avenue NE  
 Salem OR 97314-2251

If salvage title applications are not mailed to the address above, the processing time will be longer.

## Salvage title requirements

The basic requirements to issue a salvage title are listed below. You may need further items depending on the individual transaction.

### **Primary ownership document has not been surrendered to DMV:**

- A primary ownership document is required for all vehicles. A primary ownership document may include but is not limited to an Oregon title, an MCO, an out-of-state title, a salvage title, or a sheriff's bill of sale.
- A completed Application for Salvage Title, [Form 229](#), signed by at least one owner.
- Title fees (see [Chapter M](#)).

### **Primary ownership document has been surrendered to DMV:**

- A completed Application for Salvage Title, Form 229, signed by at least one owner.
- Title fees (see [Chapter M](#)).

### **Requirements for transferring salvage titles**

If the vehicle is a totaled stolen vehicle recovered with little or no damage, see requirements below. If not, see the section titled "[Assembled/reconstructed/replica vehicles](#)," in this chapter.

### **Totaled stolen vehicles - no damage**

- The current Oregon salvage title certificate with proper releases from all persons or firms who previously had an interest.
- A completed [Form 226](#), signed by at least one new owner.
- If the vehicle is **not** totaled due to damage, a signed statement to that effect from the insurance company.
- A VIN inspection and fee.
- Appropriate fees, including new plates and registration (see [Chapter M](#)).

### **Registration for salvage vehicles**

The registration is cancelled when a salvage title is issued. Salvage titled vehicles may not be operated on the highways of the state, unless the vehicle has a valid trip permit.

Registration may be applied for after the vehicle is rebuilt and an Oregon title is applied for. DMV will assign a new plate with a new expiration date. Registration may be applied for at the same time as the title application, or later. (See [Chapter K](#) for more information on how to apply for registration.)

### **Application for Salvage Title, [Form 229](#)**

#### ***Completing the Application***

Please read the section titled Customer Name, Number, and Address in [Chapter A](#) before completing the application.

#### **REASON FOR SALVAGE TITLE:**

Check the appropriate box.

#### **Line 1**

- **Vehicle Identification Number (VIN):** The VIN on the application must match the VIN on the vehicle and the ownership documents (exceptions are in [Chapter A](#)).
- **Oregon Title #:** If applicable.
- **Trailer Over 8 ½ Feet Wide:** Check appropriate box.

#### **Line 2**

- **Present Oregon Plate#:** If a plate is on the vehicle.
- **Vehicle Description:** Year, make, and body style.

DMV TITLE AND REGISTRATION HANDBOOK  
*Chapter J: Damaged/Totaled Vehicles*

- **Equipment #:** If applicable.

**Line 3**

- **Reference #:** Optional. Prints an insurance claim/policy number and date of loss on the title (cannot exceed 16 characters).
- **Motor Power:** Check the appropriate box to indicate the type of motor power. If “other” is checked, write in the type of power that propels the vehicle. If powered by more than one type of motor power, write in all types used.

**Line 4**

- **Odometer Reading and Date of Reading:** Must be completed to show the mileage on the odometer and the date the mileage was recorded by the applicant. In signing the application, the applicant certifies this information is correct.
- **Odometer Disclosure Certification:** Must be completed if the odometer reading is not actual mileage or exceeds mechanical limits.

**Line 5**

- **Name of Owner:** Full legal name of the registered owner.
- **ODL/ID/Customer # and Date of Birth:** This information enables DMV to locate the customer in the DMV database files. Enter the customer number for all owners, including businesses.

**Lines 6 & 7**

- **Owner’s Residence Address:** Address must be the actual residence address of the registered owner(s) or lessee(s), including the city, state, and zip code. If the registered owner is a business, use the actual Oregon location of the business.
- **Mailing Address:** Complete if the mailing address is different from the residence address, including city, state and zip code. If the salvage title is to be mailed to an insurance company or other interested party, **include “c/o” indicating “in-care-of”** with the insurance company or other interested party name and address. The name and address information on the first registered owner’s customer file will be printed on the title.
- **County of Residence:** Fill in the owner’s county of residence.
- **County of Mailing:** Fill in the county of the mailing address.

**Line 8**

- **Name of Joint Owner or Lessee:** Full legal name of the joint registered owner or lessee (for individuals, complete as shown on ODL, ID card or instruction permit.)
- **Customer # and Date of Birth:** This information enables DMV to locate the customer in the DMV database files. Enter the customer number for all owners, including businesses.

**Lines 9 - 11**

- **One-Time Mailing Address:** If DMV should mail the title to an insurance company or other interested party not listed as the owner, be sure to list the insurance company or other interested party name and address. This information will not be

DMV TITLE AND REGISTRATION HANDBOOK  
Chapter J: Damaged/Totaled Vehicles

printed on the title.

**Line 12**

- **Survivorship:** Check the YES or NO box to indicate survivorship. If neither box is checked, ***no survivorship will be shown on the title.***

**Line 13**

- Recreational Vehicle or Park Model Recreational Vehicle (PMRV) Certification

**Line 14**


- **Insurance Companies:** If an insurance company is applying, they certify by signing the form that all previous owners' interest has been satisfied.

**Lines 15 & 16**

- **Signature of Owner:** The signature of at least one owner is required.
- **Telephone #:** Optional, but is helpful if more information is needed.
- **Signature of Joint Owner:** The signature of at least one owner is required.
- **Telephone #:** Optional, but is helpful if more information is needed.

DMV TITLE AND REGISTRATION HANDBOOK  
Chapter J: Damaged/Totaled Vehicles

Example of APPLICATION FOR SALVAGE TITLE, FORM 229  
Actual size 8½" x 11"

		<h2 style="text-align: center;">Application for Salvage Title</h2>		REMARKS:		
<b>Please read instructions on the back before completing this form.</b>						
<p><b>A salvage title must be obtained for vehicles: (ORS 819.010; 819.012, 819.014 and 819.016)</b></p> <ul style="list-style-type: none"> <li>Declared a total loss by an insurer who is obligated to cover the loss (this includes damaged and un-recovered stolen); or</li> <li>That have sustained damage not covered by an insurer and the estimated repair cost is equal to at least 80% of the retail market value prior to the damage. "Retail market value" is defined as the amount shown in publications used by financial institutions (e.g., banks and lenders) in this state; or</li> <li>Wrecked, disassembled, dismantled, substantially altered, if the intention is to repair or rebuild the vehicle, transfer the vehicle to anyone other than a licensed dismantler, or use the frame or unibody to repair or construct another vehicle.</li> </ul>						
<p><b>Vehicle is:</b></p> <input type="checkbox"/> Totaled and meets one of the above definitions. (ORS 801.527) <input type="checkbox"/> Wrecked, dismantled or disassembled. (ORS 819.010) <input type="checkbox"/> Substantially altered. (ORS 819.010)						
<b>REASON FOR SALVAGE TITLE</b>	① VEHICLE IDENTIFICATION NUMBER (VIN)		OREGON TITLE #		TRAILER OVER 8 1/2 FEET WIDE: <input type="checkbox"/> YES <input type="checkbox"/> NO	
	② PRESENT OREGON PLATE #		YEAR	MAKE	STYLE	
	③ REFERENCE #		<input type="checkbox"/> GAS <input type="checkbox"/> ELECTRIC	<input type="checkbox"/> DIESEL <input type="checkbox"/> PROPANE	<input type="checkbox"/> HYBRID <input type="checkbox"/> NATURAL GAS	<input type="checkbox"/> PLUG-IN HYBRID <input type="checkbox"/> OTHER:
	<p><b>ODOMETER:</b> Federal and State laws require that you state the mileage when you transfer ownership on a vehicle 9 years old or newer. Failure to complete an odometer disclosure or providing a false statement to meet this requirement is a Class C felony under ORS 815.430. Use this certification when required to provide the odometer disclosure but unable to provide the proper disclosure from the seller. I certify the odometer disclosure listed is true and correct and a disclosure is not available on the required form from the seller. Providing an odometer reading for a vehicle 10 years old or older is voluntary.</p>					
<b>VEHICLE INFORMATION</b>	④ ODOMETER READING (NO TENTHS)		DATE OF READING		I certify that, to the best of my knowledge, the odometer reading is actual mileage UNLESS one of these boxes is marked: <input type="checkbox"/> the mileage stated is in excess of its mechanical limits (has rolled over); or <input type="checkbox"/> the odometer reading is NOT actual mileage. WARNING - odometer discrepancy.	
	Complete Line 5 with the owner whose address will be used for all DMV mail regarding this vehicle. List additional owners on Lines 8 and 9. (This in no way determines a priority of ownership.) If any owner listed uses a work address on DMV records, that owner must be listed on Line 5. See reverse for more information.					
<b>OWNER NAME AND ADDRESS</b>	⑤ PRINT FULL LEGAL NAME: LAST, FIRST, MIDDLE		ODL / ID / CUSTOMER #		DATE OF BIRTH (MM/DD/YYYY)	
	⑥ RESIDENCE / BUSINESS ADDRESS (Address will be used to update your ODL / ID card)			MAILING ADDRESS (If different than residence - will be used to update your ODL / ID card)		
	⑦ CITY, STATE, ZIP CODE		COUNTY OF RESIDENCE		COUNTY OF MAILING	
	⑧ JOINT OWNER OR LESSEE - PRINT FULL LEGAL NAME: LAST, FIRST, MIDDLE (See "Change of Address" on reverse)		ODL / ID / CUSTOMER #		DATE OF BIRTH (MM/DD/YYYY)	
	⑨ ONE TIME MAILING ADDRESS: NAME (For this transaction only-address will not show on your customer record)					
⑩ MAILING ADDRESS						
⑪ CITY, STATE, ZIP CODE						
<b>CERTIFICATIONS</b>	⑫ <b>SURVIVORSHIP:</b> Joint Owners agree that title will show joint ownership with right of survivorship. → <input type="checkbox"/> YES <input type="checkbox"/> NO					
	<p><b>To apply for salvage title in Oregon, the owner must certify by completing and signing the statements below. By signing this application, the owner also acknowledges the survivorship as indicated above. Under Oregon law, it is a crime to knowingly make any false statement on an application for title (ORS 803.070 / ORS 803.385). Both offenses are Class A misdemeanors and are punishable by a jail sentence of up to one year, a fine of up to \$6,250 or both.</b></p>					
	⑬ <b>Recreational Vehicles:</b> If titling a used recreational vehicle (motor home, travel trailer or camper) or park model recreational vehicle (PMRV), I certify that this vehicle is a used: <ul style="list-style-type: none"> <li><input type="checkbox"/> Recreational vehicle that meets NFPA 1192, NFPA 501C or ANSI A119.2 standards in effect at the time of manufacture.</li> <li><input type="checkbox"/> PMRV that meets the ANSI A119.5 standards in effect at the time of manufacture.</li> </ul> If PMRV, I certify it is not permanently affixed to land for use as a permanent dwelling or is located within a mobile home park.					
	⑭ <b>INSURANCE COMPANIES:</b> I certify, if I represent an insurance company, all prior interests have been satisfied.					
<b>I CERTIFY THE INFORMATION ON THIS APPLICATION IS TRUE AND CORRECT.</b>						
<b>SIGNATURES</b>	⑮ SIGNATURE OF OWNER AS SHOWN ABOVE		DATE		TELEPHONE # ( )	
	⑯ SIGNATURE OF JOINT OWNER		DATE		TELEPHONE # ( )	
736-229 (1-20)		STK# 300101				

## Application for salvage title on applicant's form

Below is an example of an acceptable application for salvage title in letter form.

An Insurance Company  
112 Main Street  
Anywhere, OR 97000

### Application for Salvage Title

Salvage title is being applied for because the vehicle has been totaled.

Plate: XYZ123                      Year: 2006                      Make: Chev  
Style: PU                              Model ¾ ton extended cab  
VIN: 2GCFK29KXN000000              Title: 0712203401

By completing and signing the statement below, I am certifying that under Oregon Law, it is a crime to knowingly make any false statement on application for title (ORS 803.070). Offense is a Class A misdemeanor and is punishable by a jail sentence up to one year, a fine up to \$6,250, or both.

Federal and state laws require I state the mileage when there is a transfer of ownership. Failure to completed an odometer disclosure or providing a false statement may result in fines and/or imprisonment. Under Oregon Law, the offense of submitting a false odometer statement is a Class C Felony (ORS 815.430).

Odometer reading: 96,123                      Date of reading: 06/25/12

I certify that, to the best of my knowledge, the odometer reading is the actual mileage.

I hereby certify that to the best of my knowledge, the odometer reading reflects the amount of mileage in excess of its mechanical limits.

I certify that the odometer reading is not the actual mileage.

I certify that all prior interests have been satisfied.

I certify that the information on this application is true can correct.

Signature \_\_\_\_\_ Date: \_\_\_\_\_

Claim Representative: An Insurance Company representative  
Telephone number: (503) 333-0000

## Replacement salvage title requirements

A replacement salvage title may be applied for if the original salvage title is lost, destroyed, or mutilated. An application for replacement salvage title must be made by the person or persons to whom the salvage title was originally issued. DMV will issue the replacement salvage title in the same owners' names as the previous salvage title. The only exceptions are:

- When the owner of record is deceased or their interest is transferred by operation of law, or
- When the whereabouts of the owner are unknown or the owner is otherwise unavailable to apply. "Unavailable to apply" does not pertain if the owner of record is an insurer currently doing business in this state, or is a dealer or dismantler currently licensed by Oregon DMV.
- When no odometer disclosure is required, and the new owner provides releases of interest from all owners, the new owner may apply for salvage replacement title and transfer at the same time.

## Application for Replacement Salvage Title, [Form 230](#)

### *Completing the Application*

Please read the section titled Customer Name, Number, and Address in [Chapter A](#) before completing the application. Fill in all applicable boxes and spaces.

### **FRONT**

#### **Gray shaded area:**

- **Dealer Trans box:** Check if dealer transaction.
- **Dealer #.**
- **Title Fee:** See [Chapter M](#) for Fee Charts.

#### **Line 1**

- **Vehicle Identification Number (VIN):** The VIN on the application must match the VIN on the vehicle and the VIN listed on DMV records (exceptions in [Chapter A](#)).
- **Title Number:** List the current Oregon salvage title number if known.

#### **Line 2**

- **Present Oregon Plate #:** Plate number of vehicle as shown on DMV records.
- **Vehicle Description:** Year, make, and body style.
- **Equipment #:** If applicable.

#### **Line 3**

- **Reference #:** Optional. Prints an insurance claim or policy number and date of loss if this information is desired on the title (cannot exceed 16 characters).
- **Motor Power:** Check the appropriate box to indicate the type of motor power. If "other" is checked, write in the type of power that propels the vehicle. If powered by

more than 1 type of motor power, write in all types used.

#### **Lines 4 - 6**

- **Name of Owner:** Full legal name of registered owner.
- **ODL/ID/Customer # and Date of Birth:** This information enables DMV to locate the customer in the DMV database files. Enter the customer number for all owners, including businesses.
- **Owner's Residence Address:** Must be the actual residence address of the registered owners or lessees, including the city, state, and zip code. If the registered owner is a business, use the actual Oregon location of the business.
- **County of Residence:** Fill in the owner's county of residence.
- **Mailing Address:** Complete if the mailing address is different from the residence address, including the city, state, and zip code. If the salvage title is to be mailed to an insurance company or other interested party, **be sure to include "c/o" indicating "in-care-of"** with the insurance company or other interested party name and address. The name and address information on the first registered owner's customer file will be printed on the title.
- **County of Mailing:** Fill in the county of the mailing address.

#### **Lines 7 & 8**

- **Name of Joint Owner or Lessee:** Full name of the joint registered owner or lessee.
- **Customer # and Date of Birth:** This information enables DMV to locate the customer in the DMV database files. Enter the customer number for all owners, including businesses.

#### **Lines 9 - 11**

- **One-Time Mailing Name and Address:** If DMV should mail the salvage title to an insurance company or other interested party not listed as the owner, be sure to list the insurance company or other interested party name and address. This information will not be printed on the title.
- **Park Model RV Site Address:** Required field for PMRVs.

#### **Lines 12 & 13**

- **Signatures of Owners:** All owners shown on DMV records must sign. Signatures of registered owners are required even if they have released interest.  
**EXCEPTION:** DMV will accept a replacement title/title transfer transaction without the signatures of the owners of record on the replacement title application when no odometer disclosure is required and all ownership releases (for example, connecting bills of sale) are provided within the transaction. Line 14 of the Form 230 must be signed by a person who can attest to the disposition of the title, if the owners of record do not sign the Form 230.

#### **Line 14**


- **Signature of Person Certifying the Salvage Title is Lost, Destroyed, Or**



DMV TITLE AND REGISTRATION HANDBOOK  
Chapter J: Damaged/Totaled Vehicles

**Mutilated, If Not an Owner Shown on DMV Records:** This line must be signed by the person certifying the title has been lost, destroyed or mutilated if this person is not an owner shown on DMV records (for example, a new owner who purchased the vehicle and lost the title before they applied to DMV for title transfer). If the person is from a business, it must be signed and countersigned.

**Example of APPLICATION FOR REPLACEMENT SALVAGE TITLE, FORM 230**  
*Actual size 8½" x 11"*

DMV USE ONLY		 <b>Application for Replacement Salvage Title</b>
<p>If there are <b>ANY</b> changes in ownership, you must complete an <i>Application for Title and Registration (Form 735-226)</i> or <i>Application for Salvage Title (Form 735-229)</i> in addition to this form. Please read the instructions on the back of this form carefully before completing this application.</p>		
<input type="checkbox"/> DEALER TRANS      DEALER # _____		TITLE FEE \$ _____
<p align="center"><b>Complete Lines 1 through 14.</b> The ownership information must reflect what is currently shown on DMV records.</p>		
VEHICLE INFORMATION	①	VEHICLE IDENTIFICATION NUMBER (VIN) _____ OREGON TITLE # _____
	②	PRESENT OREGON PLATE # _____ YEAR _____ MAKE _____ STYLE _____ EQUIPMENT # _____
	③	REFERENCE # _____ <input type="checkbox"/> GAS <input type="checkbox"/> DIESEL <input type="checkbox"/> HYBRID <input type="checkbox"/> PLUG-IN HYBRID <input type="checkbox"/> ELECTRIC <input type="checkbox"/> PROPANE <input type="checkbox"/> NATURAL GAS <input type="checkbox"/> OTHER
<p>Complete Line 4 with the owner whose address will be used for all DMV mail regarding this vehicle. List additional owners on Lines 7 and 8. (This in no way determines a priority of ownership.) If any owner listed uses a work address on DMV records, that owner must be shown on Line 4.</p>		
OWNER NAME / ADDRESS	④	PRINT FULL LEGAL NAME: LAST, FIRST, MIDDLE OF OWNER _____ ODL / ID / CUSTOMER # _____ DATE OF BIRTH (MM / DD / YYYY) _____
	⑤	RESIDENCE ADDRESS - (If owner is a business, use business address) _____ MAILING ADDRESS - (If different from residence) _____
	⑥	CITY, STATE, ZIP CODE _____ COUNTY OF RESIDENCE _____ CITY, STATE, ZIP CODE _____ COUNTY OF MAILING _____
	⑦	PRINT FULL LEGAL NAME: LAST, FIRST, MIDDLE OF JOINT OWNER _____ ODL / ID / CUSTOMER # _____ DATE OF BIRTH (MM / DD / YYYY) _____
	⑧	PRINT FULL LEGAL NAME: LAST, FIRST, MIDDLE OF JOINT OWNER _____ ODL / ID / CUSTOMER # _____ DATE OF BIRTH (MM / DD / YYYY) _____
	⑨	ONE-TIME MAILING NAME (For this transaction only - will not change your customer record) _____
	⑩	ONE-TIME MAILING ADDRESS (Will not change your customer record) _____ PARK MODEL RV SITE ADDRESS (Required for park model RV) _____
CERTIFICATION	⑪	CITY, STATE, ZIP CODE _____ CITY, STATE, ZIP CODE _____ COUNTY _____
	<p>To apply for a replacement salvage title in Oregon, the owner must certify by completing and signing the statements below. Under Oregon law, it is a crime to knowingly make any false statement on an application for title (ORS 803.070 / ORS 803.385). Both offenses are Class A misdemeanors and are punishable by a jail sentence of up to one year, a fine of up to \$6,250 or both.</p> <p><b>I certify:</b></p> <ul style="list-style-type: none"> <li>The original salvage title issued for this vehicle has been lost, destroyed or mutilated, and to the best of my knowledge has not been signed, conveyed or transferred to another party. If mutilated, the title or what remains of the title is attached.</li> <li>The information on this application is true and correct.</li> </ul>	
<p align="center"><b>PLEASE NOTE: SIGNATURES ON THIS FORM DO NOT RELEASE INTEREST.</b></p>		
SIGNATURES	⑫	SIGNATURE OF OWNER, SHOWN ABOVE _____ DATE _____ HOME PHONE # ( ) _____
	⑬	SIGNATURE OF OWNER, SHOWN ABOVE _____ DATE _____ MESSAGE PHONE # ( ) _____
	⑭	SIGNATURE OF PERSON CERTIFYING THE SALVAGE TITLE IS LOST, DESTROYED, OR MUTILATED, IF NOT AN OWNER SHOWN ON DMV RECORDS. SIGNATURE _____ DATE _____ COUNTER DATE STAMP / INITIALS _____
	⑮	SIGNATURE _____ DATE _____ COUNTER DATE STAMP / INITIALS _____

735-230 (1-20)

STV# 200103

## **Assembled/reconstructed/replica vehicles**

Vehicles are titled as assembled, reconstructed, or replica vehicles when they meet the definition of a totaled vehicle, a substantially altered vehicle, or are sold under certain laws.

### ***An assembled vehicle:***

- Has a body that does not resemble any particular year, model or make of vehicle;
- Is not a vehicle rebuilt by a manufacturer;
- Is not a vehicle built in a factory where the year, model and make are assigned at the factory; and
- Is not an antique vehicle, a vehicle of special interest, a reconstructed vehicle, or a replica. ([ORS 801.130](#))

The title will indicate the year model as the year in which the building of the vehicle was completed.

### ***A reconstructed vehicle either:***

- Has a body that resembles and primarily is a particular year, model or make of vehicle;
- Is not a vehicle rebuilt by a manufacturer;
- Is not a vehicle built in a factory where the year, model and make are assigned at the factory; and
- Is **not** a replica (see definition of a replica below); or
- Is a motor truck that has been rebuilt using a component kit if the manufacturer of the kit assigns a vehicle identification number and provided a Manufacturer's Certificate of Origin for the kit.

The title will show the original year model and make of the body. The word "RECONSTRUCTED" will be printed on the title and shown on the DMV title record.

### ***A replica is a vehicle:***

- With a body built to resemble and be a reproduction of another vehicle of a given year and given manufacturer. (**Example:** A reproduction of a 1957 MG built with 1985 parts.)

The title for a replica vehicle will show the year and make the vehicle resembles. The word "REPLICA" will be printed on the title and shown on the DMV title record.

## **Title requirements for assembled, reconstructed and replica vehicles**

The following items are required for DMV to issue a title for assembled, reconstructed and replica vehicles:

- The title or salvage title (or equivalent documents) for the frame of the vehicle or evidence that the title has been surrendered to Oregon or another state.

### ***Equivalent title documents:***

- Replacement title application certifying the current Oregon title has been lost,

destroyed, or mutilated, if the vehicle is not subject to federal odometer requirements.

- Operation of law documents, such as a bill of sale by an appropriate authority, court order, divorce decree or other legal document showing ownership.

### ***Evidence that the title was previously surrendered:***

- A salvage title.
- If the title was surrendered to another state's DMV and that state does not issue salvage titles, a bill of sale from an insurer or auto wrecker/dismantler is no longer accepted in Oregon. The customer must title the vehicle in the previous state.
- A letter from another state telling us the title was surrendered for cancellation to a DMV office in that state.
- Indication on Oregon DMV records that the title was previously surrendered.

### ***Other requirements and information***

- Original bills of sale, title, MCO, or equivalent documents for each major part.
- All vehicles titled for the first time as assembled, reconstructed, or replica need a VIN inspection by DMV or a designated law enforcement agency.
- Motor vehicles titled for the first time as assembled will have an odometer message of "Not Actual" entered into the vehicle record. This applies when the vehicle type is subject to odometer requirements and when the newly assembled vehicle retains an odometer mechanism from another vehicle. DMV does not add a "Not Actual" odometer message for newly assembled vehicles when the odometer mechanism is replaced during the vehicle assembly, is set at 0 (zero), and an Odometer Repair or Replacement Certification, [Form 6747](#) is submitted.
- A completed Assembled, Reconstructed or Replica Vehicle Certification, [Form 6511](#), or the certification on the back of Form 226.

If you have met all of the above requirements, follow normal title application procedures as listed in [Chapter A](#).

## **Lemon Law Buyback**

Effective September 21, 2009, Oregon's consumer warranty law requires manufacturers to notify DMV that a vehicle must be branded "Lemon Law Buyback" when they have repurchased and titled the vehicle in their name. Manufacturers and dealers acting as the manufacturer's agent must signify "Lemon Law Buyback" in the "Remarks" section of the application for title.

Manufacturers and subsequent sellers must also notify the buyer of the status of the vehicle with the following statement accompanying the transaction:

*This vehicle was re-purchased by its manufacturer in accordance with Oregon's consumer warranty law because of a defect in the vehicle. The title to this vehicle has been permanently inscribed with the notation "Lemon Law Buyback."*

A statement signifying the buyer, lessee or transferee has received and understands the notice must include a space for their signature. For example:

*“I acknowledge the above statement and understand the condition of the vehicle.”*

\_\_\_\_\_  
Signature

\_\_\_\_\_  
Date

(DMV does not require a copy of the statement. However, dealers may want to keep a copy of the signed statement for their records.)

## Previous damage in another jurisdiction

When an owner applies for title for a vehicle from another jurisdiction and submits documents that show the vehicle has been damaged or words of similar import, DMV places a notation (brand) on the Oregon title. DMV may also brand based on the history of the vehicle provided in the National Motor Vehicle Title Information System (NMVTIS).

To access vehicle history from NMVTIS, go to [Research Vehicle History | Vehicle History \(ojp.gov\)](https://www.ojp.gov). NMVTIS will have a more extensive vehicle brand history than other providers.

Currently used title brands include Flood (State Name), Glider Kit (State Name), Lemon Law (State Name), Replica (State Name), and Branded (State Name).

DMV no longer uses the “Previous Damage” notation. DMV will not convert current title records showing “Previous Damage” notations until the titles are received for transfer. When the title is transferred in Oregon, DMV will convert the “Previous Damage” brand to “Branded (state name).”

If an out-of-state title has multiple brands or there is not an equivalent Oregon brand to match, DMV will issue the certificate of title with the notation “Branded” and the name of the previous jurisdiction (for example, “Branded-California”). If the title does not have any previous brands, “NONE” will appear in the brand box on the title.

Oregon DMV will place a “Totaled” brand on the Oregon title when an out-of-state title, salvage title or salvage certificate or other ownership document is received showing the name of an insurer as owner, or when an insurer is shown as an interim owner on any reassignment area submitted with the title transaction. The only exception is when an insurer submits an out-of-state title and is applying for an Oregon title in their own name for a vehicle already in their possession. These vehicles are primarily fleet vehicles titled in the insurance company’s own name. DMV will remove the “Totaled” brand if we receive information that the vehicle is a theft-recovery vehicle that no longer meets the Oregon “Totaled” definition, just as we do for vehicles currently titled in Oregon.

DMV will not brand an Oregon vehicle title with the “Glider Kit” brand unless the transaction includes a Manufacturer’s Certificate of Origin stating the kit was manufactured and sold as a glider kit. The new brand will appear as Glider Kit (without a state name).

A brand will not be placed on the Oregon title solely because the out of state title is a bonded title. However, a Certification of Ownership Facts, DMV Form 550, must accompany the application for Oregon title when a bonded title is submitted as the ownership document. If additional evidence of ownership is available, it must be submitted with the application and certification form.

**NOTE:** If the Junk, Salvage and Insurance (JSI) section in NMVTIS shows a disposition of “CRUSH” or “SCRAPPED,” DMV will not issue title unless there is a subsequent disposition of sold entered by the same reporting party.

## **Totaled in Oregon**

The word “TOTALED” will appear on any subsequent Oregon title or salvage title issued for a vehicle that declared totaled under Oregon laws. This will be in addition to any other brand or designation indicating “lemon law buyback,” “assembled,” “reconstructed,” “replica” or “Flooded.” For vehicles that must be titled as assembled, reconstructed, or replica, for reasons other than for totaled, the “totaled” notation will not appear on the title.

For more information on title branding, call DMV Headquarters in Salem at **(503) 945-5000**.

## **“Non-repairable” vehicle certificates**

Some states also issue “*Certificates of Destruction*,” “*Non-Repairable Vehicle Certificates*,” “*Junk Certificates*,” or a title with other brands that indicate the vehicle cannot be retitled, or that the vehicle has no resale value except as a source of parts or scrap. When an ownership document for a vehicle from another jurisdiction contains a word, term, brand, or notation indicating the vehicle is not intended to be retitled, DMV will not issue an Oregon title.

The following are some of the terms that indicate DMV **cannot issue** a title:

- Crushed
- Destroyed
- Dismantled
- Hulk
- Junk
- Non-rebuildable
- Non-repairable
- Parts only
- Scrap
- Wreck, Dismantler, or Wrecker only