



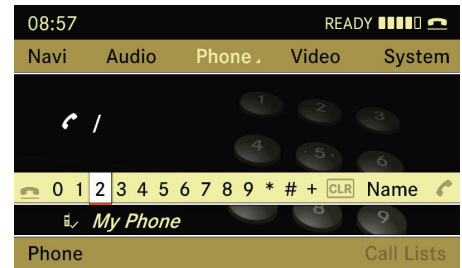
Instructions on how to download your addresses using the Bluetooth® Phone Book Access Profile of your Mercedes-Benz hands-free system. (All examples shown are using the COMAND system)

Please follow the steps below to download your addresses of your mobile phone (RIM BB 10) with the mobile phone application of your Mercedes-Benz hands-free system using Bluetooth®.

Please make sure that your Mercedes-Benz hands-free system is successfully paired with your mobile phone (RIM BB 10) and they are still connected. Please make sure to also read the operating and pairing instructions of the mobile phone.

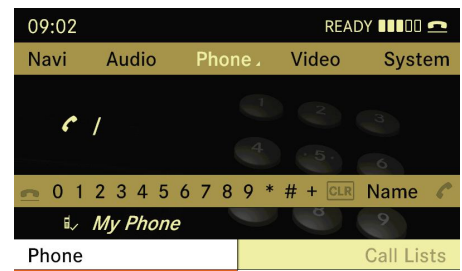
## Step 1

To get to the telephone screen of your Mercedes-Benz hands-free system press the "TEL" key on the radio or select phone.



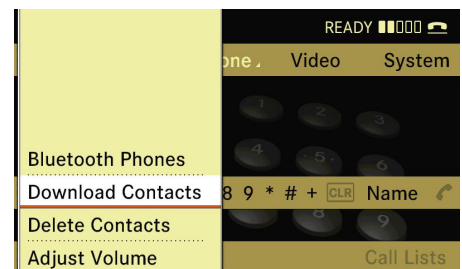
## Step 2

Select the "Phone" application located in the lower left corner.



## Step 3

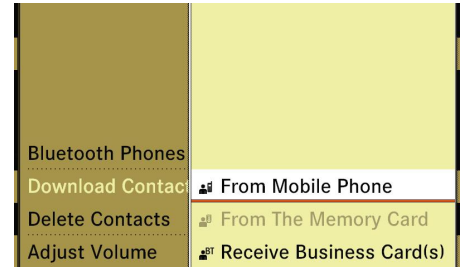
Select the "Download Contacts" application.






## Step 4

Select the option "From Mobile Phone".



## Step 5

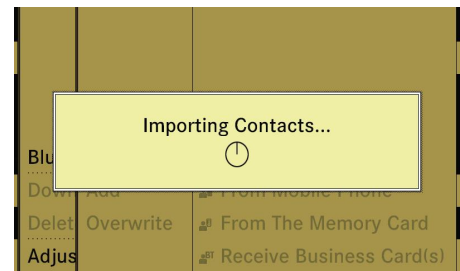
Select "Add" for adding your contacts of your (RIM BB10) or "Overwrite" to delete all existing addresses on your Mercedes-Benz hands-free system and replace with your addresses of your (RIM BB10).



You may receive a request on your RIM BB10 for permission to access your contacts from MB Bluetooth. Select "OK", "Yes" or "Allow".

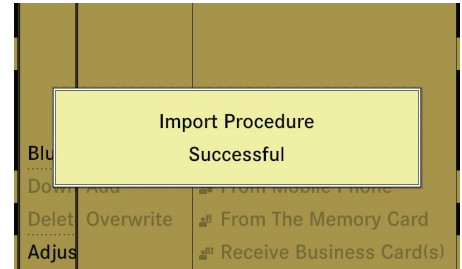
## Step 6

Your Mercedes-Benz hands-free system will show the actual state of the ongoing process.





After the download was successful a message will appear



Your Mercedes-Benz hands-free system will switch back to the Phone application.

