



Georgia State Amendments to the Prescriptive Deck Details

(Based on the 2012 International Residential Code)



Georgia Department of Community Affairs
Community Development Division
60 Executive Park South, N.E.
Atlanta, Georgia 30329-2231
(404) 679-3118
www.dca.ga.gov

Revised January 1, 2015

**GEORGIA STATE MINIMUM STANDARD
ONE AND TWO FAMILY DWELLING CODE
(INTERNATIONAL RESIDENTIAL CODE FOR
ONE- AND TWO-FAMILY DWELLINGS)
PRESCRIPTIVE DECK DETAILS
WITH GEORGIA AMENDMENTS**

**Revise the 2014 GA Prescriptive Deck Details based on the International Residential Code for One- and Two- Family Dwellings, 2012 Edition, as follows:*

**COVER SHEET
(Sheet 1 of 22)**

*Revise cover sheet to add the following statement in red lettering at the bottom of the page:

This document is subject to updates and revisions. To ensure that you always have the latest version of this document and latest span tables, check the Georgia Department of Community Affairs (DCA) and the American Wood Council (AWC) websites respectively as follows:
<http://www.dca.state.ga.us/development/constructioncodes/programs/codeAmendments.asp>
<http://www.awc.org/publications/dca/dca6/dca6-09.pdf>
 (Effective January 1, 2015)

**JOISTS
(Sheet 5 of 22)**

*Revise TABLE 1: ‘MAXIMUM JOIST SPAN LENGTH’ and Footnote 1 to read as follows:

TABLE 1: MAXIMUM JOIST SPAN LENGTH¹

Joists without Overhangs				Joists with Overhangs			
Joist Spacing→	12"	16"	24"	Joist Spacing→	12"	16"	24"
Joist Size↓				Joist Size↓			
2x8	13'- 1"	11'- 10"	9'- 8"	2x8	10'- 1"	10'- 1"	9'- 8"
2x10	16'- 2"	14'- 0"	11'- 5"	2x10	14'- 6"	14'- 0"	11'- 5"
2x12	18'- 0"	16'- 6"	13'- 6"	2x12	18'- 0"	16'- 6"	13'- 6"

1. Spans are based on 40 PSF live load, 10 PSF dead load, southern pine #2, normal loading duration, wet service conditions and deflections of $\Delta = \ell/360$ for main span and $\ell/180$ for overhang with a 220 pound point load.

Note: The implementation of these requirements shall be delayed until January 1, 2016.
 (Effective January 1, 2015)

BEAMS
(Sheet 5 or 22)

*Delete TABLE 2: 'MAXIMUM BEAM SPAN LENGTH' and substitute with new TABLE 2: 'DECK BEAM SPANS FOR JOISTS FRAMING FROM ONE SIDE ONLY' as follows:

TABLE 2: DECK BEAM SPANS (L_B)¹ FOR JOISTS FRAMING FROM ONE SIDE ONLY

Species	Size	Joist Spans (L_J) Less Than or Equal to:						
		6'	8'	10'	12'	14'	16'	18'
Southern Pine	2-2x6	6' - 11"	5' - 11"	5' - 4"	4' - 10"	4' - 6"	4' - 3"	4' - 0"
	2-2x8	8' - 9"	7' - 7"	6' - 9"	6' - 2"	5' - 9"	5' - 4"	5' - 0"
	2-2x10	10' - 4"	9' - 0"	8' - 0"	7' - 4"	6' - 9"	6' - 4"	6' - 0"
	2-2x12	12' - 2"	10' - 7"	9' - 5"	8' - 7"	8' - 0"	7' - 6"	7' - 0"
	3-2x6	8' - 2"	7' - 5"	6' - 8"	6' - 1"	5' - 8"	5' - 3"	5' - 0"
	3-2x8	10' - 10"	9' - 6"	8' - 6"	7' - 9"	7' - 2"	6' - 8"	6' - 4"
	3-2x10	13' - 0"	11' - 3"	10' - 0"	9' - 2"	8' - 6"	7' - 11"	7' - 6"
	3-2x12	15' - 3"	13' - 3"	11' - 10"	10' - 9"	10' - 0"	9' - 4"	8' - 10"

1. Spans are based on 40 PSF live load, 10 PSF dead load, southern pine #2, normal loading duration, wet service conditions and deflections of $\Delta = \ell/360$ for main span and $\ell/180$ for overhang with a 230 pound point load.

Note: The implementation of these requirements shall be delayed until January 1, 2016.
(Effective January 1, 2015)

DECK PLAN
(Sheet 6 of 22)

*Revise FIGURE 7: 'TYPICAL DECK FRAMING PLAN' to remove the word "screws" from the note 2x _____ ledger board with bolts, screws, anchors @ _____" on center as shown below:

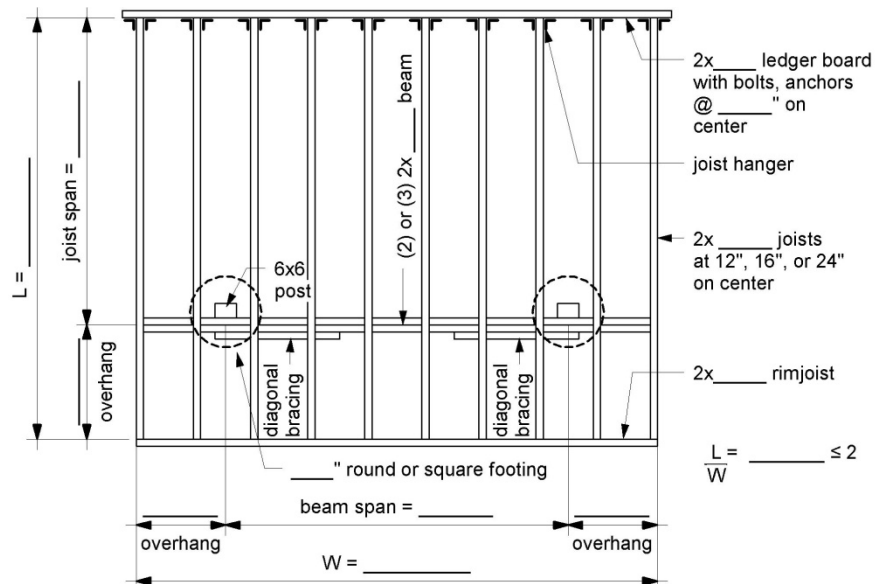


FIGURE 7: TYPICAL DECK FRAMING PLAN

(Effective January 1, 2015)

JOIST HANGERS (Sheet 7 of 22)

*Revise the first sentence of the Section 'JOIST HANGERS' to read as follows:

"Joist hangers, as shown in FIGURE 9, shall have a minimum capacity of 500 lbs. for 2x8s, 600 lbs. for 2x10s and 700 for 2x12s.

Note: The implementation of these requirements shall be delayed until January 1, 2016.
(Effective January 1, 2015)

LEDGER BOARD FASTENERS (Sheet 11 of 22)

*Revise FIGURE 20: 'LEDGER BOARD FASTENER SPACING AND CLEARANCES' to read:

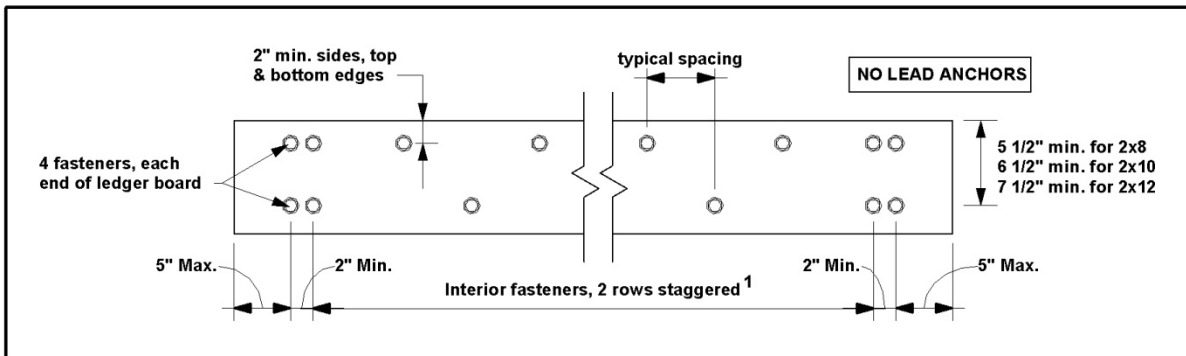


FIGURE 20: LEDGER BOARD FASTENER SPACING AND CLEARANCES

¹ Additional interior fasteners are required at chimney or bay window; see FIGURE 21.

(Effective January 1, 2015)

STAIRS (Sheet 16 of 22)

*Revise 'Tread & Riser Material' on Sheet 16 to add a new bullet to read as follows:

Tread & Riser Material

Tread and riser material shall be in accordance with the requirements below.

- Tread material shall be equivalent to decking as specified on Sheet 3.
- Wood-plastic composites may not have capacity for stair treads equal to their wood equivalents.
- Tread material shall be attached per FIGURE 35.
- Risers may be framed with 1x lumber minimum or equivalent wood-plastic composite.
- IRC Table R301.5 Footnote (c) requires a 300 lb. concentrated load check on stair treads. To comply, treads must be larger than No. 2, 2 x 6 lumber.

Note: The implementation of these requirements shall be delayed until January 1, 2016.
(Effective January 1, 2015)

*Revise FIGURE 33: 'STAIR STRINGER REQUIREMENTS' on Sheet 17 to read as follows:

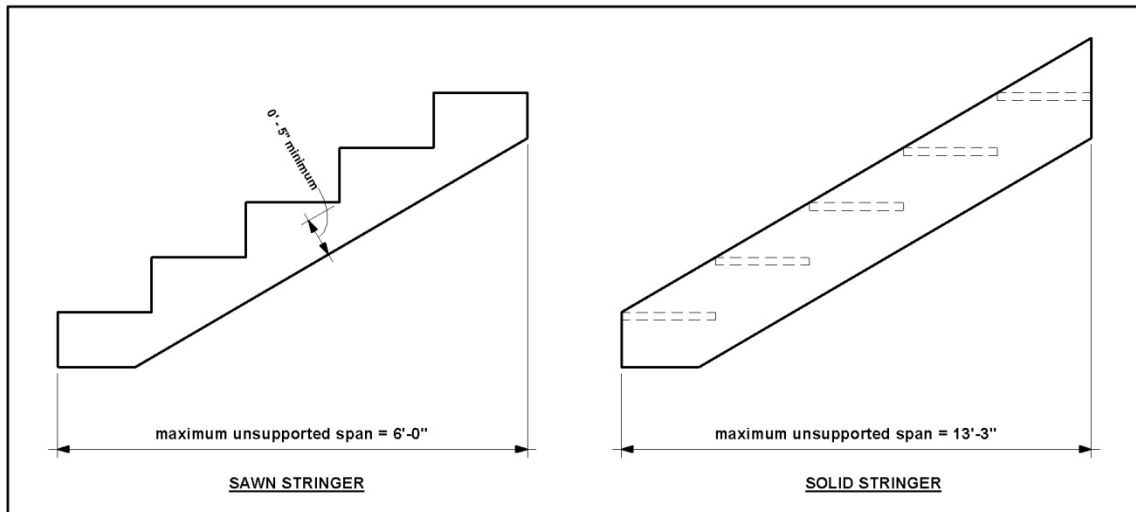


FIGURE 33: STAIR STRINGER REQUIREMENTS

Note: The implementation of these requirements shall be delayed until January 1, 2016.
(Effective January 1, 2015)

End of Amendments.