

Synology®

# Backup Solution Guide

Introducing backup solutions in different  
user scenarios



# Backup Software

Synology NAS is a storage device that comes with various backup functions. Download and install from Package Center in the operating system DSM (DiskStation Manager). Whether you are a business or personal user, you can build up a safe and secure backup environment quickly and easily. This solution guide will introduce all the backup features provided by Synology. For more detailed information about each feature, please check the Synology official website.

## What's the difference between synchronization and backup?



### Backup

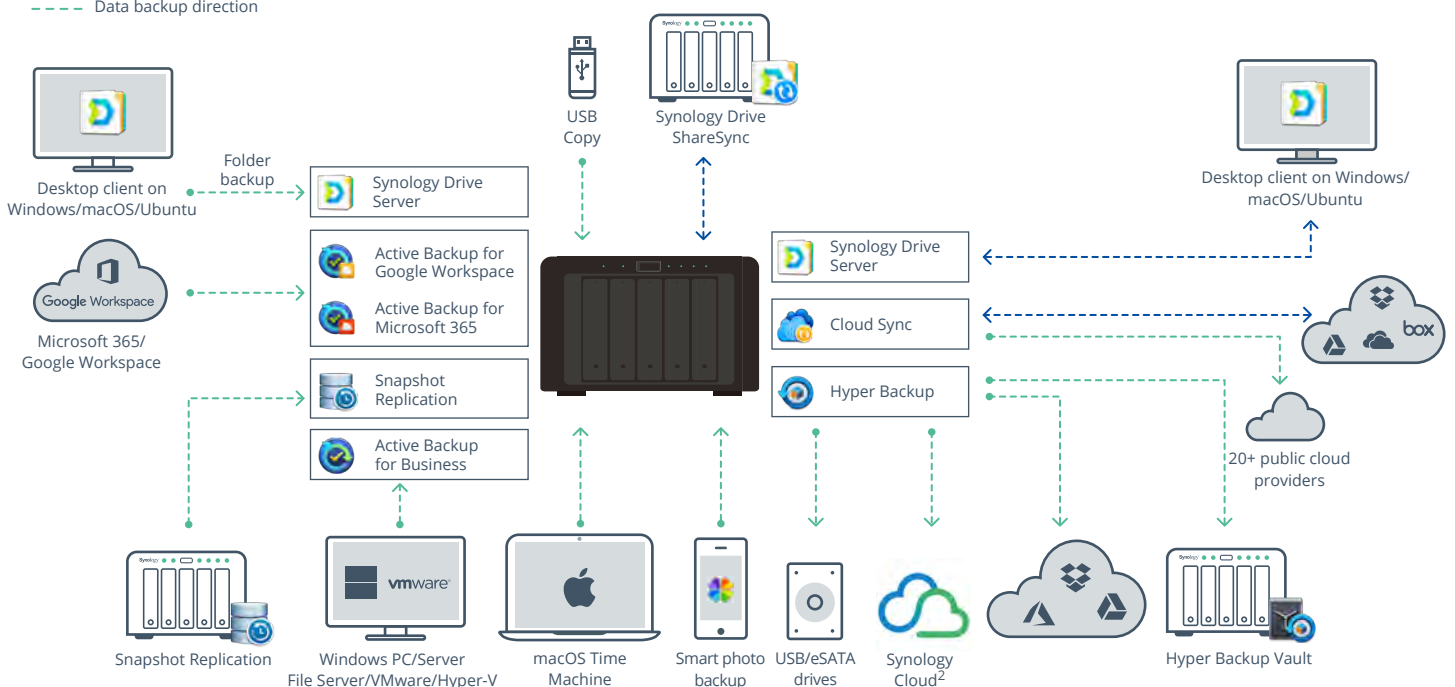
- Uni-directional
- Performed in designated time
- Backup data often undergoes data compression and deduplication, which can only be used after restoration

### Synchronization

- Uni-directional or bi-directional
- Keep the latest version in real time
- The file structure in the source and destination is the same

## Overview - Synology's data backup solutions

---- Data sync direction  
 - - - - Data backup direction

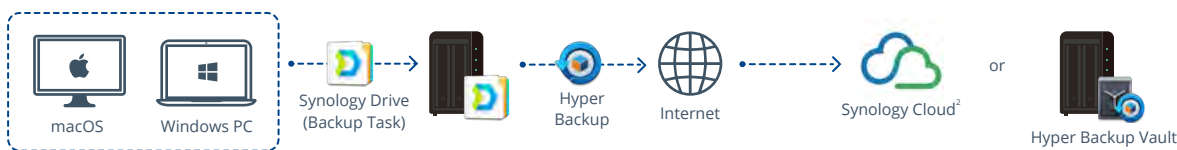


# Data Protection Strategy: 3-2-1 Backup Rule

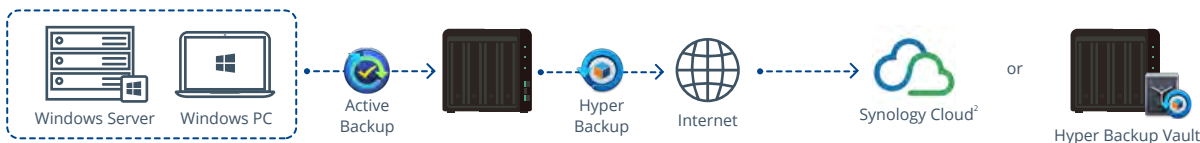
- 3 Have at least 3 copies of your data.
- 2 Keep these backups on 2 different mediums.
- 1 Store at least 1 copy of the data offsite.

Unexpected data loss from hard drive failures, natural disasters, and ransomware attacks pose potential threats to your critical data. Use the 3-2-1 Backup Strategy to protect your family photos, videos and corporate data, thereby minimizing the risk of data loss. Please refer to the backup best practices below.

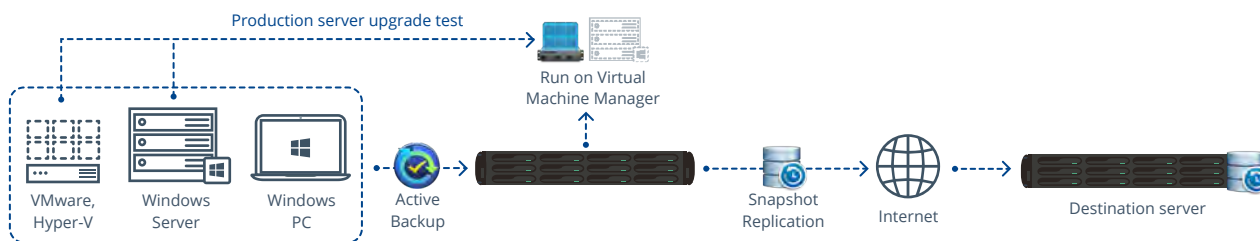
## Home & personal user (1-10 devices): File backup only



## SOHO & small workgroup (11-50 devices): File & full system backup



## SMB & cross-office (51-200 devices): File & full system backup



## Enterprise (200+ devices): File, LUN and full backup





## SCENARIO

# A

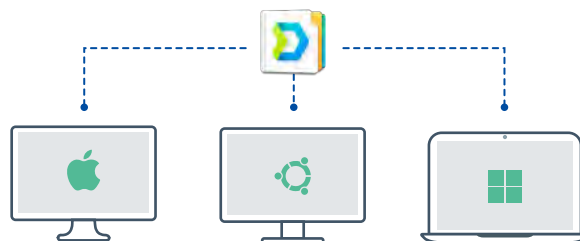
# Back up your PC/Server to NAS

Home PCs, company servers, and virtual machines can all be protected with a Synology NAS.

## Synology Drive Client (Backup task)

Easy to set up, protecting your valuable data on PC right away

- Real-time backup for up to 32 versions
- Incremental backup to reduce the required storage capacity
- Intelliversioning keeps the most important versions
- Back up multiple PCs at home and in the office at the same time
- Compatible with Windows, macOS, and Ubuntu



## Intelli-versioning

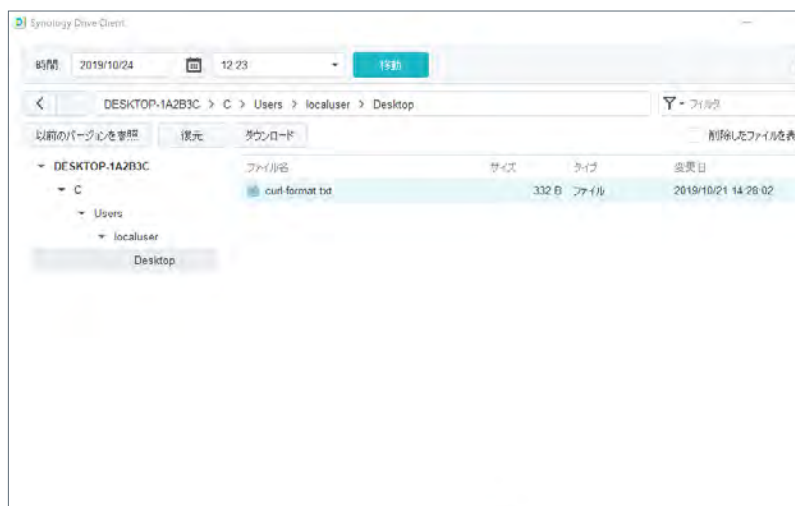
Keeps important versions in a smarter way

Configure your backup policy and the number of versions you wish to keep on your NAS. You can keep the most important versions with Synology's proprietary "Intelli-versioning" technology or simply rotate the oldest versions first.

## Restore unintentionally deleted data from Version Explorer

Select a point in time where you wish to restore the version in Version Explorer and retrieve the original data easily and quickly

- Restore your previous data with just a few clicks
- Restore files to the original path from Version Explorer
- Browse previous versions with an easy-to-understand calendar
- Search missing files by keyword



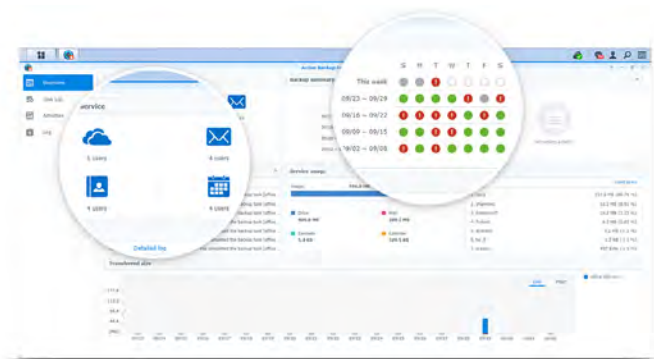




## Active Backup for Business

Protect complicated enterprise IT environments with reduced total cost

- A portal that centralizes and manages all backup tasks from PCs, Windows servers, VMware, and Hyper-V
- Back up all devices with a NAS, without any licenses
- Run VM images directly on Synology VMM for backup verification, failover tests, etc



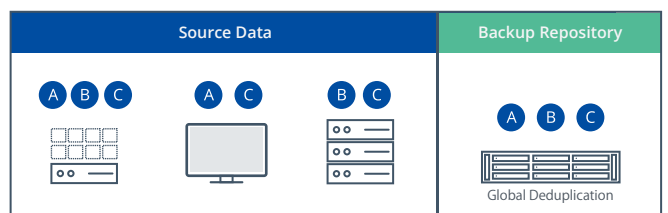
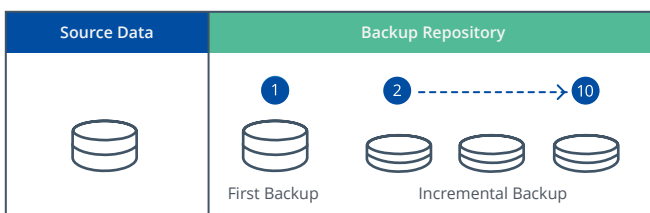
Comparison Table	Agentless		Agent-based	
	File Server	VM Hypervisor	Server	Server
Image Backup	—	○	○	○
Image Restoration	—	○	○	○
File / Folder Restoration	○	○	○	○
Block-level Deduplication	File	Cross image	Cross image	Cross image

## Centralized management

Manage multiple servers/clients with only one NAS

Integrate all backup tasks from PCs, servers, and virtual machines. With the intuitive interface, you can easily set up and monitor your data backup. Features such as notifications and regular reports are also available.

## Maximize backup efficiency



## Deploy business-level backup technology without software license costs

Block-level incremental backup and Global Deduplication dramatically reduce the backup time and storage capacity required. In addition, it supports CBT (Changed Block Tracking) technology when backing up Windows Server and VMware/Hyper-V.

## SCENARIO

# B

# Back up from cloud storage to local NAS

Synology NAS handles all backup tasks from personal files to corporate SaaS.

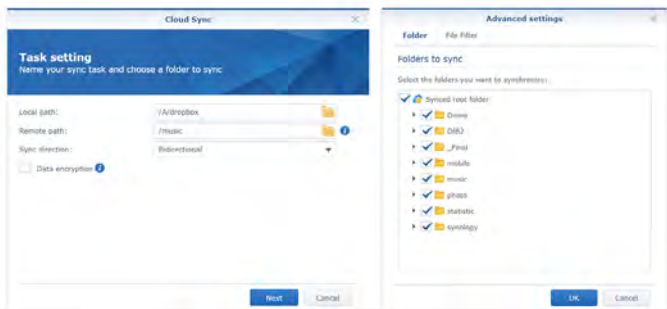
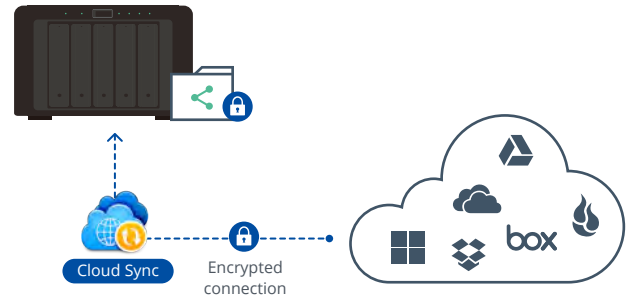


## Cloud Sync

### Easily back up data onto the cloud

- Compatible with about 20 public cloud services
- Select the folder and data type you wish to synchronize individually, and set up the schedule and bandwidth limit
- Support folder and data transmission encryptions
- Support real-time backup

Encrypted shared folder



Configurable data backup direction, schedule, encryption, and filter rules.

### Complete setup in just a few steps

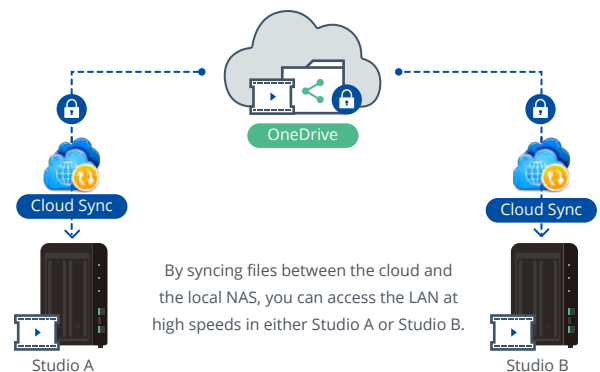
In Cloud Sync, simply log into the cloud service and follow the wizard to finish the setup

To sync to your public cloud storage, select the public cloud service in Cloud Sync and log in. You can specify the folder you wish to connect to and set sync direction. After the setup is completed, the sync task will be initiated automatically.

### High-speed data access in the local network

#### Access files without external Internet speed limits

Due to Internet speed limits, there may be some delay when accessing files on the cloud. By storing your data in the NAS, you can access them at higher speeds in the local network.



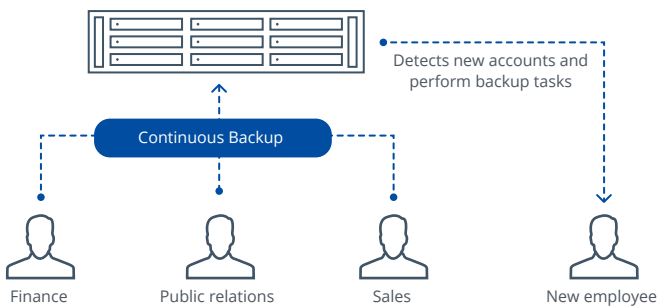
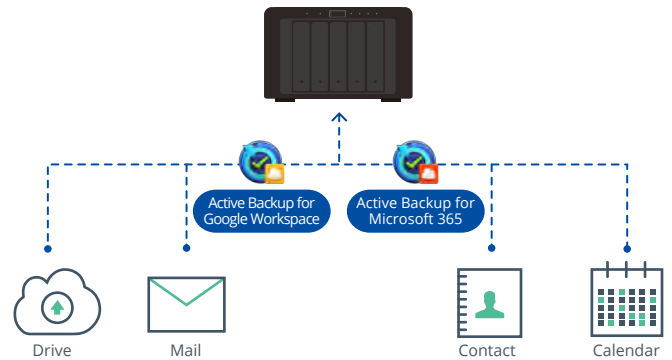
By syncing files between the cloud and the local NAS, you can access the LAN at high speeds in either Studio A or Studio B.



## **Active Backup for Google Workspace/ Microsoft 365**

Secure your data on the SaaS platform by having on-premises backups

- In addition to business cloud storage, mails, calendars, and contact lists are also backed up at once
- Flexible and intuitive operation interface for both IT administrators and general employees
- Supports incremental/mirroring/multi-version backup mode with flexible version retention policies



### Auto-detect new user account

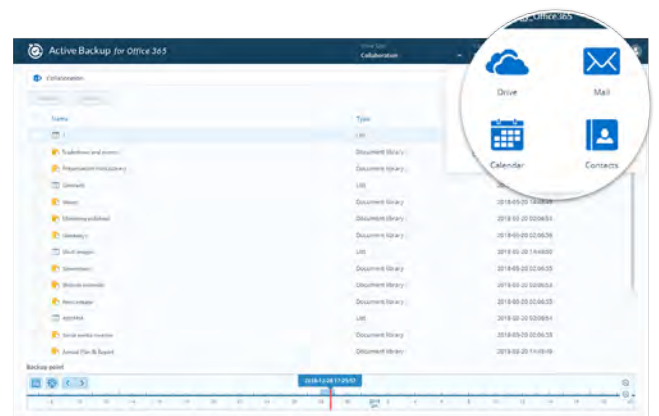
Ease the burden of administrators and streamline IT management

By discovering new accounts and initiating the backup task automatically, you can improve backup and management efficiency. Continuous backup can also be performed to minimize the risk of data loss.

### Smart restoration

Access critical information immediately even during cloud service downtime

By activating the Active Backup for Office 365/G Suite Portal, any authorized users - not only IT administrators but general users, can easily find the data they wish to restore and export it with just a few clicks.





## SCENARIO



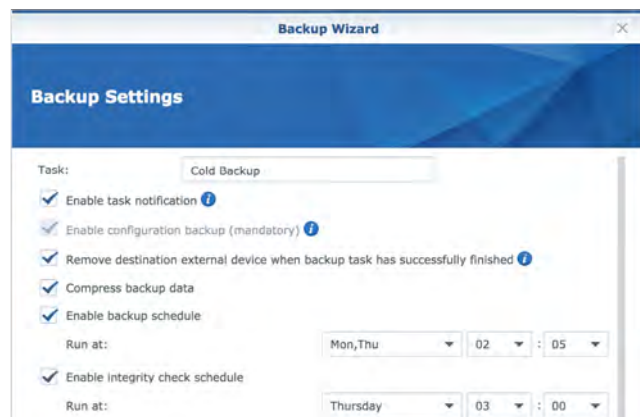
# Back up your NAS to other devices

Back up the data in your Synology NAS to a remote site or other media as an effective disaster recovery or anti-ransomware solution.

## Hyper Backup

### Back up data and configurations on NAS to other server/media

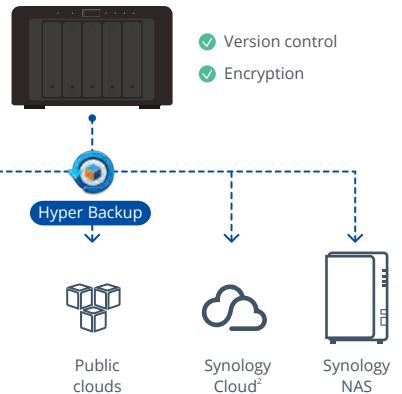
- Synology NAS and public cloud services can be specified as the backup destination
- Support data backup for shared folders and application backup for packages and system settings
- Save storage space and bandwidth with high data compression rate
- Support data and transmission encryption
- Calculate the estimated amount of data, required space, and time before conducting backup tasks



## Multi-version backup

### Save storage space for multiple versions

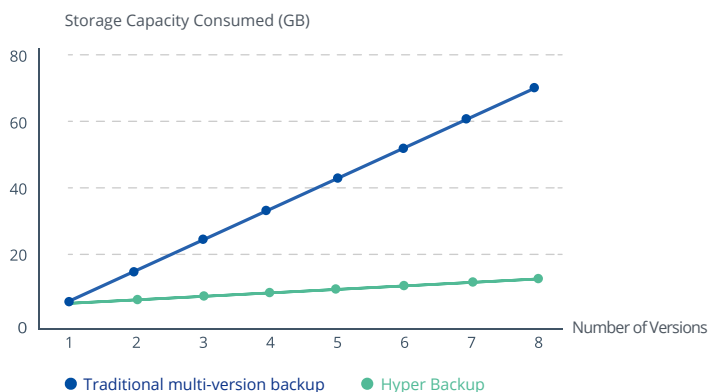
You can retain up to 65,535 versions, while incremental backup keeps the required storage even if the version number increases. Customize your own rotation policy of older versions to delete unnecessary backups.



## Set up schedules to manage bandwidth efficiently

### Conduct backup tasks during off-peak hours

Schedule backup tasks at network off-peak times such as midnight to avoid network bandwidth occupation during the day.

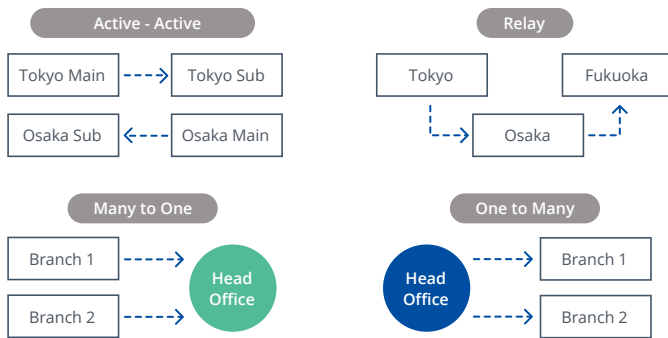
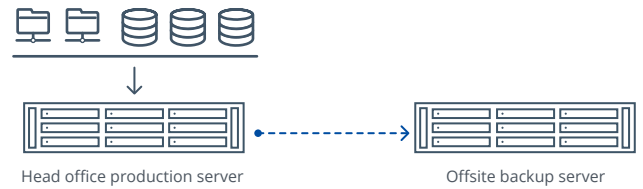




## Snapshot Replication

### Avoid human error with snapshots and use replication as a DR countermeasure

- Taking a snapshot consumes only a small amount of additional storage space, while exerting little impact on system performance
- Shared folder and LUN snapshot can be replicated instantly to minimize the impact on overall NAS performance
- Administrators can switch services to the replicated server when the active server fails




### Various replication combinations

Customizable based on company's structure and policies

Configure replication with various combinations to flexibly fit into individual business environments after taking snapshots.

### Shorten Recovery Time Objective (RTO)



### VMware Site Recovery Manager Compatible

When the active server fails, VMware Site Recovery Manager will conduct recovery directly from vCenter, simplifying the restoration process.

## Other backup features

---



### Compatible with Time Machine

NAS can be the destination for Time Machine backup destination for multiple iMac and MacBook at the same time. In order to prevent Time Machine from occupying all storage space, it is recommended to specify the size of the Time Machine folder (for example, twice or three times the storage capacity on your PC) in advance.



### Copy the data of external storage device to NAS with USB Copy

NAS will recognize and conduct a copy task when a USB device is connected. Once the task is pre-configured in the NAS, the task will run automatically when the USB device is plugged into the NAS.



### Back up photos from your smartphone

Back up your photos and videos from your mobile device manually or automatically to the NAS with Moments mobile app. You can also upload them only when Wi-Fi is connected.



### Synology High Availability (SHA)

SHA combines two Synology NAS servers into one high-availability cluster (HA cluster). The active server handles all data requests and services and continuously replicates all data to the passive server. This collaboration allows the passive server to automatically take over in case of any unexpected incidents, so that services and applications can be recovered within minutes.



Spec/ Backup Types	Computer/Server Backup		Cloud Storage Backup		NAS Backup	
Feature Name	Synology Drive (Backup task)	Active Backup for Business	Cloud Sync	Active Backup for G Suite/ Office 365	Hyper Backup	Snapshot Replication
Available Synology Models	All models	Plus/xs/xs+/SA/ FS series using the Btrfs file system	All models	Plus/xs/xs+/SA/ FS series using the Btrfs file system	All models	Plus/xs/xs+/SA/FS series using the Btrfs file system
Backup Source	Windows, macOS and Ubuntu	Windows PC and servers	20+ cloud storage <sup>5</sup>	Office 365/G Suite	Synology NAS	Synology NAS
Backup Destination	Synology NAS	Synology NAS	Synology NAS	Synology NAS	Cloud/NAS/ External HDD/ rsync server	Synology NAS
Backup Mode	Incremental	Incremental, Multiversion Mirroring <sup>4</sup>	Mirroring	Multiversion Mirroring Incremental	Mirroring Incremental	Snapshot and Replication
Maximum Number of Versions	32	Unlimited	1	Unlimited	65,535 per shared folder, 1 per LUN	1,024 per shared folder, 256 per LUN, 65,535 in total
Version Retention/ Rotation Policy	First-in-first-out or intelli-versioning per file	Remove older versions with GFS (or GrandFather- Father-Son) policy	Not applicable	Remove older versions after a customized period	First-in-first-out or Smart Recycle per task	Remove older versions with GFS (or GrandFather- Father-Son) policy
Backup Frequency	Real-time, or scheduled by day or hour	Scheduled by day or hour	Real-time	Real-time or scheduled by hour	Scheduled by day or hour	<ul style="list-style-type: none"> <li>Shared folder: up to every 5 mins</li> <li>LUNs: up to every 15 mins</li> </ul>
Data Compression	—	In transit	—	—	V	—
Transmission Encryption	V	V	V	V	V	V
Data Encryption	V	— (Shared folder encryption) <sup>1</sup>	V	— (Shared folder encryption) <sup>1</sup>	V	—
Deduplication	—	V (File / Cross image) <sup>2</sup>	—	V (File-level per task) <sup>3</sup>	V	—
NAS Package And System Configuration Backup	—	—	—	—	V	—
Version Browser	Synology Drive Client (backup task restore viewer)	Self-service recovery portal	Not applicable (Depending on cloud services)	Web portal	Hyper Backup Explorer on Windows/Mac/ Ubuntu & Synology C2 web portal	File Station/ Windows File Explorer

1: Data backed up to NAS with Active Backup for Business/G Suite/Office 365 can be encrypted for each folder.

2: Cross-images deduplication is applied when backing up Windows PC/Windows Server/VMware/Hyper-V.

3: Files are subject to deduplication. Meanwhile, metadata such as e-mails, contact lists, calendars are not eligible for deduplication.

4: The Multiversion and Mirroring backup mode only applies to SMB/Rsync server.

5: Cloud Sync supports multiple public cloud services, including Alibaba Cloud Object Storage Service (OSS), Amazon S3, hicloud S3 and SFR NAS Backup, Backblaze B2, Baidu Cloud, Box, Dropbox, Google Cloud Storage, Google Drive, Microsoft OneDrive, Microsoft Azure, OpenStack Swift compatible cloud services (IBM SoftLayer, RackSpace, RackSpace UK), etc.



[synology.com](https://synology.com)

REV202106

**Synology Inc.**

9F., No.1, Yuandong Rd., Banqiao  
Dist., New Taipei City 22063  
Taiwan  
Tel: +886 2 2955 1814

**Synology America Corp.**

3535 Factoria Blvd SE, Suite  
#200, Bellevue, WA 98006,  
USA  
Tel: +1 425 818 1587

**Synology France**

Synology France SARL  
102 Terrasse Boieldieu  
(TOUR W)  
92800 Puteaux, France

**Synology GmbH**

Grafenberger Allee 295  
40237 Düsseldorf  
Deutschland  
Tel: +49 211 9666 9666

**Synology Japan**

4F, 3-1-2, Higashikanda,  
Chiyoda-ku  
Tokyo, 101-0031 Japan

**Synology Shanghai**

200070, Room 201, No.  
511 Tianmu W. Rd., Jingan  
Dist. Shanghai, Zhabei  
Dist., Shanghai, China

**Synology UK Ltd.**

Unit 5 Danbury Court, Linford Wood,  
Milton Keynes, Bucks, MK14 6PL  
Tel.: +44 (0)1908 048029