

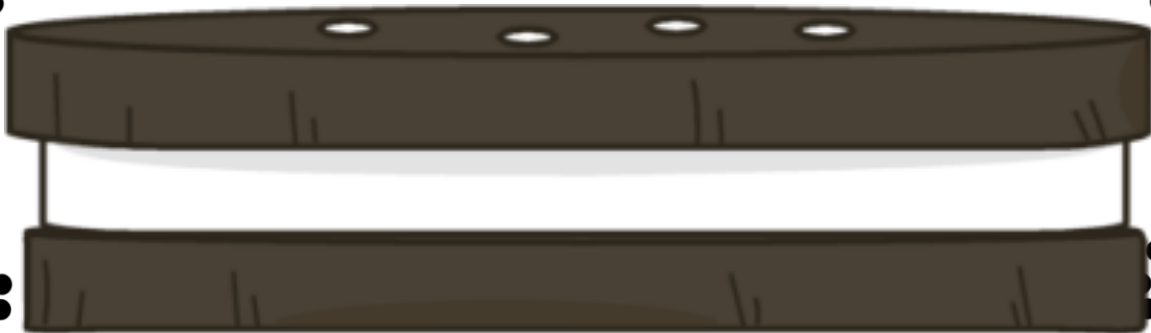
freebie

OREO

Writing

Anchor Charts and
Graphic Organizers for
Opinion Writing!

Aligned to the 2nd Grade Common Core Standards



Created by Chandra Dills

OREO

Writing

Write opinion pieces in which they introduce the topic or book they are writing about, state an opinion, supply reasons that support the opinion, use linking words (e.g., *because*, *and*, *also*) to connect opinion and reasons, and provide a concluding statement or section.



OREO

Writing

O= Opinion

R- Reasons


E- Examples

O- Opinion



OREO Writing

Write a topic
sentence to
introduce your
topic and state
your opinion!



OREO Writing

Give
reasons to
support your
opinion!



R

OREO Writing

Use linking
words to
connect
examples to
your reasons!



E

OREO
Writing

Restate
your opinion
at the end!



O



OREO Writing



①

Topic Sentence

State Your Opinion

Reason 1

R

Example 1

E



Reason 2

Example 2



Reason 3

Example 3



②

Conclusion



OREO Writing



①

Topic Sentence

State Your Opinion

RE

Reason 1

Reason 2

Example 1

Example 2

Reason 3

Reason 4

Example 3

Example 4

②

Conclusion

TASTY

Topic Sentences



Question

Description

Interesting Fact

TASTY

Topic Sentences




point and plan

Reasons and Examples


Reason 1

Example 1




Reason 2

Example 2



Reason 3

Example 3



point and plan

Reasons and Examples

Reason 1

Example 1




Reason 2

Example 2




Reason 3

Example 3



Reason 4

Example 4




COOkie



Concluding Sentences

Topic Sentence:

Conclusion Sentence



COOkie



Concluding Sentences

Opinion Writing Checklist

	Yes	No
I introduced my topic.		
I stated my opinion.		
I gave reasons to support my opinion.		
I used linking words to connect examples to my reasons.		
I wrote a concluding statement to restate my opinion.		

EDIT

Check your
writing for
mistakes
using CUPS!



CUPS

C- Capitals

U- Usage

P- Punctuation

S- Spelling



CUPS

C- Capitals

U- Understanding

P- Punctuation

S- Spelling



REVISE

Make some
changes to
your writing
using ARMS!



ARMS

A- Add

R- Remove

M- Move

S- Substitute




A Review About...

By:

By: -----


BY:

Handwriting practice sheet with 20 rows of dashed lines on a solid top line and a solid bottom line, enclosed in a decorative scalloped border.



Credits

Thank you for downloading my product! I hope you are able to use this in your classroom!



Graphics from: www.mycutegraphics.net, Lovin' Lit, Sugar Studios Sonya Heart Designs and Melonheadz

Backgrounds from: Dream Like Magic, Moo and Puppy, Emily Wean Designs, Sugar Studios

Borders: <http://www.teacherspayteachers.com/Store/The-Army-Teacher-Wife>
<http://www.teacherspayteachers.com/Store/First-Grade-Fancy>

PrintCandee

Fonts: Cara Carroll, Hello Fonts, KG Fonts

Check out more teaching ideas at my blog:

teachingwithcrayonsandcurls.blogspot.com