

**SPECTRUM**<sup>®</sup>

GRADE

**4**

# Language Arts



## Focused Practice for Language Arts Mastery

- Grammar and usage
- Parts of speech and sentence types
- Vocabulary acquisition and usage
- Writer's guide
- Answer key



**SPECTRUM**

**Language Arts**

**Grade 4**

Published by Spectrum®  
an imprint of Carson-Dellosa Publishing LLC  
Greensboro, NC

Spectrum®  
An imprint of Carson-Dellosa Publishing LLC  
P.O. Box 35665-  
Greensboro, NC 27425 USA

© 2015 Carson-Dellosa Publishing LLC. Except as permitted under the United States Copyright Act, no part of this publication may be reproduced, stored, or distributed in any form or by any means (mechanically, electronically, recording, etc.) without the prior written consent of Carson-Dellosa Publishing LLC. Spectrum® is an imprint of Carson-Dellosa Publishing LLC.

Printed in the USA • All rights reserved.

ISBN 978-1-4838-1207-6

01-227147811

**Chapter 1 Grammar****Parts of Speech**

Lesson 1.1 Common and Proper Nouns . . . . .	6
Lesson 1.2 Pronouns . . . . .	8
Lesson 1.3 Verbs . . . . .	10
Lesson 1.4 Helping Verbs . . . . .	12
Lesson 1.5 Linking Verbs . . . . .	14
Review: Nouns, Pronouns, and Verbs . . . . .	16
Lesson 1.6 Adjectives . . . . .	18
Lesson 1.7 Adverbs . . . . .	20
Lesson 1.8 Articles . . . . .	22
Review: Adjectives, Adverbs, and Articles . . . . .	24
Lesson 1.9 Prepositions . . . . .	26
Lesson 1.10 Conjunctions . . . . .	28
Review: Prepositions and Conjunctions . . . . .	30

**Sentences**

Lesson 1.11 Declarative and Imperative Sentences . . . . .	32
Lesson 1.12 Interrogative and Exclamatory Sentences . . . . .	34
Review: Sentence Types . . . . .	36
Lesson 1.13 Parts of a Sentence: Subject . . . . .	38
Lesson 1.14 Parts of a Sentence: Predicate . . . . .	40
Lesson 1.15 Parts of a Sentence: Direct Object . . . . .	42
Review: Parts of a Sentence . . . . .	44
Lesson 1.16 Sentence Fragments . . . . .	46
Lesson 1.17 Compound Sentences . . . . .	48
Lesson 1.18 Run-On Sentences . . . . .	50
Review: Sentence Fragments, Compound Sentences, and Run-On Sentences . . . . .	52
Lesson 1.19 Combining Sentences: Subjects and Direct Objects . . . . .	54
Lesson 1.20 Combining Sentences: Verbs . . . . .	56
Lesson 1.21 Combining Sentences: Adjectives . . . . .	58
Review: Combining Sentences . . . . .	60

**Chapter 2 Mechanics****Capitalization**

Lesson 2.1 Capitalizing Names and Titles . . . . .	62
Lesson 2.2 Capitalizing Place Names . . . . .	64
Lesson 2.3 Capitalizing Dates and Holidays . . . . .	66
Lesson 2.4 Capitalizing Book, Movie, and Song Titles . . . . .	68
Review: Capitalization . . . . .	70

**Punctuation**

Lesson 2.5 Periods . . . . .	72
Lesson 2.6 Question Marks and Exclamation Points . . . . .	74
Review: End Marks and Abbreviations . . . . .	76
Lesson 2.7 Commas with Dates, Cities, and States . . . . .	78
Lesson 2.8 Commas with Introductory Words, in a Series, and with Direct Address . . . . .	80
Lesson 2.9 Commas in Compound Sentences . . . . .	82
Review: Comma Usage . . . . .	84
Lesson 2.10 Punctuating Dialogue . . . . .	86
Lesson 2.11 Punctuating Titles . . . . .	88
Lesson 2.12 Colons . . . . .	90
Review: Dialogue, Titles, and Colons . . . . .	92

**Chapter 3 Usage**

Lesson 3.1 Subject-Verb Agreement: Adding <b>s</b> and <b>es</b> . . . . .	94
Lesson 3.2 Regular Past-Tense Verbs . . . . .	96
Lesson 3.3 Irregular Past-Tense Verbs: <i>Fell, Dug, Began, Took, Sang</i> . . . . .	98
Lesson 3.4 Irregular Past-Tense Verbs: <i>Spoke, Drew, Broke, Caught, Left</i> . . . . .	100
Review: Subject-Verb Agreement and Regular and Irregular Past-Tense Verbs . . . . .	102
Lesson 3.5 Forming the Future Tense . . . . .	104
Lesson 3.6 Tricky Verb Usage . . . . .	106
Review: Forming the Future Tense and Tricky Verb Usage . . . . .	108
Lesson 3.7 Contractions . . . . .	110
Lesson 3.8 Negative Words and Double Negatives . . . . .	112
Review: Contractions, Negative Words, and Double Negatives . . . . .	114

Lesson 3.9 Regular and Irregular Plurals . . . . .	116
Lesson 3.10 Singular Possessives . . . . .	118
Lesson 3.11 Plural Possessives . . . . .	120
Review: Regular and Irregular Plurals and Singular and Plural Possessives . . . . .	122
Lesson 3.12 Subject and Object Pronouns . . . . .	124
Lesson 3.13 Comparative Adjectives . . . . .	126
Lesson 3.14 Comparative Adverbs . . . . .	128
Review: Subject and Object Pronouns and Comparative Adjectives and Adverbs . . . . .	130
Lesson 3.15 Synonyms and Antonyms . . . . .	133
Lesson 3.16 Homophones . . . . .	134
Lesson 3.17 Multiple-Meaning Words . . . . .	136
Review: Synonyms, Antonyms, Homophones, and Multiple-Meaning Words . . . . .	138
Lesson 3.18 Similes . . . . .	140
Lesson 3.19 Metaphors . . . . .	142
Lesson 3.20 Personification . . . . .	144
Lesson 3.21 Using Descriptive Language . . . . .	146
Lesson 3.22 Idioms and Proverbs . . . . .	148
Review: Similes, Metaphors, Personification, Descriptive Language, Idioms, and Proverbs . . . . .	150
<b>Chapter 4 Writer’s Guide</b>	
Lesson 4.1 Prewriting . . . . .	152
Lesson 4.2 Drafting . . . . .	153
Lesson 4.3 Revising . . . . .	154
Lesson 4.4 Proofreading . . . . .	155
Lesson 4.5 Publishing . . . . .	156
Lesson 4.6 Evaluating Writing . . . . .	157
Lesson 4.7 Writing Process Practice . . . . .	158
<b>Answer Key . . . . .</b>	<b>163</b>

# Chapter 1

NAME \_\_\_\_\_

## Lesson 1.1

## Common and Proper Nouns

**Common nouns** name people, places, things, and ideas.

People: teacher, lawyer, baby, uncle, artist, girl, teenager, athlete

Places: school, museum, library, kitchen, store, park

Things: walnut, daffodil, opossum, fence, radio, cottage

Ideas: bravery, fear, happiness, attitude, enthusiasm

**Proper nouns** name specific people, places, and things. Proper nouns are capitalized.

People: Mandy Lopez, Alex, Aunt Kathleen, Mr. Reichman

Places: Argentina, Windgate Elementary School, Philadelphia Zoo

Things: Timber City County Fair

### Tip

Some nouns are made up of more than a single word: life jacket, polar bear, University of Iowa, Museum of Science and Technology.

### Complete It

Fill in the blanks in the chart below with the missing common or proper nouns. You may use real or fictional proper nouns.

Example: President \_\_\_\_\_

George Washington

#### Common Nouns

#### Proper Nouns

teacher

\_\_\_\_\_

\_\_\_\_\_

Duke University

singer

\_\_\_\_\_

father

\_\_\_\_\_

\_\_\_\_\_

Bixby Memorial Library

\_\_\_\_\_

Mississippi

team

\_\_\_\_\_

Spectrum Language Arts

Grade 4


6

Chapter 1 Lesson 1

Grammar: Parts of Speech

**Lesson 1.1****Common and Proper Nouns****Identify It**

Read the following paragraphs. Underline the 22 common nouns. Circle the 14 proper nouns. Remember that a noun can sometimes be more than one word.



The National Museum of American History is located in Washington, D.C. It is run by the Smithsonian Institution. The museum is full of many interesting things. On the second floor, you can see clothes and other items that belonged to First Ladies. Dresses that were worn by Dolley Madison and Nancy Reagan are displayed. You can also see famous flags of the United States. One flag hung over Fort McHenry during the War of 1812.

The museum owns many amazing pieces of history. They own a watch that belonged to Helen Keller, a top hat that belonged to Abraham Lincoln, and boxing gloves that were used by Muhammad Ali. You can send a message by telegraph, or check out the ruby slippers worn by Dorothy in the movie *The Wizard of Oz*. Excitement builds as you realize how many things there are to do and see. Plan to visit the museum for more than one day.

**Try It**

1. Write a sentence about three things you might see in an art museum. Underline the common nouns.

---



---

2. Write a sentence about a person you would like to interview or a place you would like to visit. Circle the proper nouns.

---



---



## Lesson 1.2 Pronouns

A **pronoun** is a word that stands for a noun. Using pronouns helps you avoid repeating the same nouns in your writing.

Some pronouns, like *I, me, you, he, she, him, her, and it*, refer to a single person or thing. Other pronouns, like *we, us, they, and them*, refer to plural nouns.

*Vijay* lives two blocks away.      *He* lives two blocks away.

**Possessive pronouns** are pronouns that show ownership. *My, your, his, her, its, our, and their* are all examples of possessive pronouns.

*my* jacket    *your* sister    *our* car    *his* dog    *their* ideas

**Relative pronouns** are pronouns that link part of a sentence (a relative clause) to the rest of the sentence (the main clause). *Who, whom, whose, which, and that* are relative pronouns.

The book that Maya was holding belongs to Jax.

### Complete It

Complete the sentences with the missing pronoun or pronouns.

- Ms. Rittenhouse assigned a report to the students in our science class.  
\_\_\_\_\_ wanted us to research people \_\_\_\_\_ we admire.
- Harry, \_\_\_\_\_ wrote a biography of Charles Henry Turner, hopes to become a scientist, too.
- Charles Henry Turner spent many hours observing insects.  
\_\_\_\_\_ research proved that bugs can hear.
- Aliya's report was on Margaret Mead, who studied how the people in other cultures live.  
\_\_\_\_\_ report, \_\_\_\_\_ was one of the most interesting, was four pages long.

**Lesson 1.2** Pronouns**Identify It**

Read the following paragraphs. Find and circle the 20 pronouns.

I am writing a report about Dr. Mae Jemison for my science class. She was the first African American woman who traveled into space.

In 1992, Mae was aboard the space shuttle *Endeavor* on its eight-day journey. I first learned about Mae Jemison from my dad. He is an engineer at NASA. He met Mae at an awards ceremony a long time ago.

I think that Mae Jemison is an amazing person because of her determination. She graduated from high school and began college when she was only 16 years old. After going to medical school, Mae spent some time working in countries like Cuba, Kenya, and Thailand.

Mae, whose dreams changed her life, worked hard and never gave up. Today, she is glad that she is a role model for girls all over the world. They can look at Mae Jemison's accomplishments and know that nothing can stop them from reaching their goals.

**Try It**

Write several sentences about someone you admire. Use at least one pronoun, one possessive pronoun, and one relative pronoun in your sentences. Circle the pronouns.

---



---



---



---

**Lesson 1.3** Verbs

**Verbs** tell what happens in a sentence. Many verbs are action words. They tell what the subject of the sentence does.

Emilio carefully *opened* the can.

He *dipped* the brush in the paint and *swirled* it around.

**Solve It**

Write the verb or verbs from each sentence on the lines.

1. Madeleine sang "Yesterday" by the Beatles for the talent show.

\_\_\_\_\_ ○ \_\_\_\_\_

2. Eddie practiced his knock-knock jokes and riddles for weeks before the show. ○ \_\_\_\_\_

3. Erica juggled oranges, eggs, golf balls, and beanbags.

\_\_\_\_\_ ○ \_\_\_\_\_

4. Vinh played two songs on the piano. \_\_\_\_\_ ○ \_\_\_\_\_

5. Ryan recited three poems from memory.

○ \_\_\_\_\_

6. Lily and Joel danced the tango, the waltz, and the rumba.

\_\_\_\_\_ ○ \_\_\_\_\_

7. Miyako showed the crowd her best gymnastics moves.

\_\_\_\_\_ ○ \_\_\_\_\_

8. Topher acted out a scene from The Wind in the Willows.

\_\_\_\_\_ ○ \_\_\_\_\_

Write the circled letters from your answers on the lines below.


\_\_\_\_\_

Unscramble the letters to find out what the grand prize was.

\_\_\_\_\_

**Lesson 1.3** Verbs**Complete It**

Complete each of the following sentences with a verb. There may be more than one correct answer, but the verb you choose should make sense in the sentence.



1. More than one hundred people \_\_\_\_\_ to the talent show.
2. The performers \_\_\_\_\_ while the audience clapped.
3. The judges \_\_\_\_\_ they would have a difficult decision to make.
4. While Erica was juggling, she accidentally \_\_\_\_\_ an egg.
5. Madeleine \_\_\_\_\_ singing lessons when she was only five years old.
6. Last year, Joel \_\_\_\_\_ his ankle while he was dancing.
7. Miyako's sister \_\_\_\_\_ the grand prize at the talent show when she was ten.
8. After the show, the parents and the performers drank punch and \_\_\_\_\_ cookies.

**Try It**

Write a short paragraph about what you and your friends would do if your school had a talent show. Circle the verbs in your paragraph.

---



---



---



---



---

**Lesson 1.4** Helping Verbs

A **helping verb** works with the main verb in a sentence. It always comes before the main verb. When words like *am, is, are, was, were, has, have, had,* and *will* are used with a main verb in a sentence, they are helping verbs.

Marty **is** *going* to the dentist tomorrow morning.

The creek **will** *flood* from the heavy rains.

Samantha **has** *read* that book many times.

The squirrel **was** *hiding* nuts in the backyard.

**Identify It**

In the sentences below, circle the helping verbs. Underline the main verbs.

1. The first bicycles were invented in the early 1800s.
2. An early type of bicycle was called a *boneshaker*.
3. Many people have contributed to the development of the modern bicycle.
4. Some bicycles were built for two people.
5. Today, postal workers, police officers, and delivery people are using bicycles at work.
6. My family is joining the Ashview Cycling Club.
7. We are planning a weekend trip to some nearby rail-trails.
8. We will ride about ten miles each day.

**Tip**

Another word can sometimes come between a helping verb and a main verb. Read carefully to be sure you identify both parts of the verb.

The baby *has* often *dropped* her pacifier under the table.

The Crenshaws *will* probably *come* to dinner on Saturday.

## Lesson 1.4 Helping Verbs

### Complete It

Read the paragraphs below. Fill in each space with a helping verb from the box. You may use some helping verbs more than once.

<b>is</b>	<b>are</b>	<b>have</b>
<b>will</b>	<b>had</b>	<b>were</b>



There are many different kinds of bicycles available today. Deciding how you \_\_\_\_\_ use your bicycle is an important first step. Mountain bikes \_\_\_\_\_ designed for off-road biking. They \_\_\_\_\_ used for riding on unpaved roads and paths. People \_\_\_\_\_ used bicycles for racing since the late 1800s. Cyclists who \_\_\_\_\_ competing in a race today want a bike that is light and has many gears. In Europe, many people \_\_\_\_\_ riding utility bikes. These bikes are strong, sturdy, and practical. A person who \_\_\_\_\_ carrying a heavy load can depend on a utility bike for a smooth, inexpensive ride.

Some bikes \_\_\_\_\_ carry more than one person at a time. Tandem bikes \_\_\_\_\_ built for two people. The largest bicycle ever ridden was a multi-bicycle. A string of 40 people rode it at the same time. If the lead cyclist \_\_\_\_\_ fallen, the rest of the bikers would \_\_\_\_\_ been in a lot of trouble!

### Try It

Write two sentences. Each sentence should have a helping verb and a main verb. Circle the helping verb, and underline the main verb.

1. \_\_\_\_\_

2. \_\_\_\_\_

## Lesson 1.5 Linking Verbs

**Linking verbs** link, or connect, the subject of a sentence to the rest of the sentence. The verb *to be* can be a linking verb. Some different forms of the verb *to be* are *is*, *am*, *are*, *was*, and *were*. *Become*, *feel*, *seem*, *look*, *appear*, *taste*, *smell*, and *sound* are also linking verbs.

Jefferson City *is* the capital of Missouri.

Jackie Robinson *was* the first African-American baseball player in the major leagues.

Stephen Hawking *became* famous for his study of black holes.

As you learned in the last lesson, *is*, *am*, *are*, *was*, and *were* are **helping verbs** when they are used with the main verb in a sentence. When these verbs are used alone, they are **linking verbs**.

(helping verb) (main verb)  
 Ms. Bernstein *is helping* us.

(linking verb)  
 Ms. Bernstein *is* my teacher.

### Identify It

In each sentence below, underline the verb. If it is a linking verb, write **LV** on the line. If it is a helping verb that is used with a main verb, write **HV**.


- \_\_\_\_\_ Roald Dahl's first book was published in 1966.
- \_\_\_\_\_ He was the author of popular books like The BFG, Matilda, and James and the Giant Peach.
- \_\_\_\_\_ Roald became friends with Franklin and Eleanor Roosevelt.
- \_\_\_\_\_ He appeared funny, kind, and intelligent to fans and readers of all ages.
- \_\_\_\_\_ Roald Dahl's children were named Olivia, Theo, Tessa, Ophelia, and Lucy.
- \_\_\_\_\_ Today, his books are loved by children all around the world.
- \_\_\_\_\_ Dahl's characters become real to readers of his books.

## Lesson 1.5 Linking Verbs

### Complete It

Read the sentences below. Complete each sentence with a linking verb.

1. The book A Cricket in Times Square \_\_\_\_\_ by George Selden.
2. Selden \_\_\_\_\_ a famous children's book writer.
3. After reading A Cricket in Times Square many times, it \_\_\_\_\_ my favorite book.
4. Chester Cricket, Tucker Mouse, and Harry Cat \_\_\_\_\_ wonderful characters.
5. I \_\_\_\_\_ like I know them because they \_\_\_\_\_ so real.
6. I \_\_\_\_\_ sure that almost any child or adult would enjoy this book.



### Try It

Write a short paragraph about your favorite book. Use at least three linking verbs in your paragraph. Underline the linking verbs.

---



---



---



---



---



---



---



---