

2023

MICHIGAN HUNTING REGULATIONS SUMMARY



REPORT YOUR
HARVEST ONLINE!

Important

- Changes to the Liberty Hunt bag limit. See page 37.
- U.P. CWD regulations have been removed.
- Mandatory deer harvest reporting. See page 50 and pages 74-77.
- Changes to deer combo license restricted tag in the Lower Peninsula. See page 54.

Rules apply from Aug. 1, 2023 - July 31, 2024

RAP (Report All Poaching): Call or text 800-292-7800

For All Your Hunting Needs

Dunham's

S P O R T S®



15% OFF*

Regular Price Of Any One Item With Coupon

*Excludes Firearms, Ammunition, Nike & Under Armour. Additional exclusions may apply, see www.dunhamsports.com/coupon-exclusions.html for details. Not valid for online purchases or Gift Cards. Cannot be used with another offer, coupon, current sale, or clearance item. Only one coupon per customer. Not valid on previous purchases. Void if copied. Not for resale. Dunham's Sports reserves the right to terminate this coupon/offer/discount at any time, without prior notice.



38783000000000

Dunham's

Coupon Expires July 31, 2024

Dunham's

**Sign Up
For
These
Money
Saving
Programs**

Sportsmen Club

Are you a member of a Sportsmen's Club with 25 or more members?

www.dunhamssports.com/sportsmen



Dunham's Rewards

Receive money saving coupons and more.

www.dunhamsrewards.com



Table of contents

Need information?	5
License types and fees	6
License types.....	6
To purchase a license	9
Purchasing a license.....	9
When and where to hunt	12
Hunting zones.....	12
Hunting hours.....	13
Safety zones and other restrictions.....	17
Public lands.....	18
National wildlife refuges and national forest lands.....	19
Private lands.....	20
Equipment and hunting rules	24
Equipment regulations.....	24
ORVs and snowmobiles.....	25
Firearms, crossbows and archery equipment.....	26
Tree stands and ground blinds.....	28
Hunting violations.....	31
Tagging, processing, transportation and importation.....	32
Hunting with dogs.....	34
Youth and hunters with disabilities	36
Youth hunting.....	36
Hunters with disabilities.....	39
White-tailed deer hunting	46
White-tailed deer hunting season dates.....	46
Deer licenses.....	47
Deer hunting equipment.....	49
Deer diseases.....	51
Lower Peninsula deer hunting.....	52
Upper Peninsula deer hunting.....	58
Small game hunting	64
Season dates and bag limits.....	64
Year-round hunting and trapping seasons 2023-2024.....	65
Mitigating damage caused by wildlife.....	65
Small game and upland game birds.....	66
Small game equipment.....	70
Additional information	72
Protected wildlife and live animal restrictions.....	72
Wildlife diseases.....	73
Deer Harvest Reporting frequently asked questions	74

Stay on top of the latest news from the Michigan DNR!

Visit us at Michigan.gov/DNRemail to sign up for email updates!



Revenue from hunting licenses funds wildlife conservation in Michigan.

MICHIGAN
WILDLIFE
COUNCIL

The Michigan Department of Natural Resources is committed to the conservation, protection, management, use and enjoyment of the state's natural and cultural resources for current and future generations.

The Michigan Natural Resources Commission is a seven-member public body whose members are appointed by the governor and subject to the advice and consent of the Senate. The NRC has exclusive authority to regulate the taking of game and sportfish. The commission conducts monthly, public meetings in locations throughout Michigan. Citizens are encouraged to become actively involved in these public forums. For more information visit Michigan.gov/NRC.

NOTICE: This brochure is not a legal notice or a complete collection of hunting regulations and laws. It is a condensed digest issued for hunters' convenience. Copies of Wildlife Conservation Orders, which contain complete listings of regulations and legal descriptions, are available on our website: Michigan.gov/DNRLaws.

REPORT ALL POACHING



Report poaching immediately.

Tipsters may remain anonymous.

Tipsters may be eligible for a cash reward.

CALL OR TEXT
1-800-292-7800

The State of Michigan allows appropriate advertising in its annual hunting regulations summary to reduce the cost of printing. Many states have adopted a similar strategy. Promotional advertising does not constitute endorsement by the Michigan Department of Natural Resources.

Need information?

Contact a DNR office listed below or visit us online.

Customer service centers (CSC) hours of operation can be found at Michigan.gov/DNR.

Baraga CSC

427 U.S. 41 N.
Baraga, MI 49908
906-353-6651

Bay City CSC

3580 State Park Drive
Bay City, MI 48706
989-684-9141

Cadillac CSC

8015 Mackinaw Trail
Cadillac, MI 49601
231-775-9727

Crystal Falls Field Office

1420 W. U.S. 2
Crystal Falls, MI 49920
906-875-6622

Detroit Metro CSC

1801 Atwater St.
Detroit, MI 48207
313-396-6890

Escanaba CSC

6833 U.S. 2, U.S. 41 and
M-35
Gladstone, MI 49837
906-786-2351

Gaylord CSC

1732 W. M-32
Gaylord, MI 49735
989-732-3541

Lansing CSC

4166 Legacy Parkway
Lansing, MI 48911
517-284-4720

Marquette CSC

1990 U.S. 41 S.
Marquette, MI 49855
906-228-6561

Naubinway Field Office

P.O. Box 287
W11569 U.S. 2 E.
Naubinway, MI 49762
906-477-6048

Newberry CSC

5100 M-123
Newberry, MI 49868
906-293-5131

Norway Field Office

520 W. U.S. 2
Norway, MI 49870
906-563-9247

Plainwell CSC

621 N. 10th St.
Plainwell, MI 49080
269-685-6851

Roscommon CSC

I-75 and M-18 South,
8717 N. Roscommon Road
Roscommon, MI 48653
989-275-5151

Sault Ste. Marie CSC

4131 S. M-129
Sault Ste. Marie, MI 49783
906-635-5281

Traverse City CSC

2122 S. M-37
Traverse City, MI 49685
231-922-5280

Helpful URLs:

Find us on Facebook at [Facebook.com/MichiganDNR](https://www.facebook.com/MichiganDNR)

Follow us on Twitter at [Twitter.com/MDNR_Wildlife](https://twitter.com/MDNR_Wildlife)

Direct DNR website URLs:

Hunter education: Michigan.gov/HunterEducation

DNR regulations summaries: Michigan.gov/DNRRegs

Wildlife diseases: Michigan.gov/WildlifeDisease

Hunting: Michigan.gov/Hunting

Trapping/fur harvesting: Michigan.gov/Trapping

Invasive species: Michigan.gov/InvasiveSpecies

Mi-HUNT: Michigan.gov/MiHunt

Pure Michigan Hunt: Michigan.gov/PureMichiganHunt

Shooting ranges: Michigan.gov/ShootingRanges

Michigan Department of Natural Resources

Wildlife Division

525 W. Allegan St.

P.O. Box 30444

Lansing, MI 48933

517-284-WILD (9453)

Contact hours: 8 a.m. to 5 p.m.

License types

License by age	Age: Up to 9	Junior ¹ age: 10-16	Resident age: 17-64	Nonresident ² age: 17+	Resident senior age: 65+
DNR Sportcard	\$1	\$1	\$1	\$1	\$1
Mentored youth license	\$7.50	NA	NA	NA	NA
Base license* ³ (valid as small game license; see page 66). Valid through March 31, 2024.	NA	\$6	\$11	\$151	\$5
Pheasant hunting license ⁴	NA	NA	\$25	\$25	\$25
Small game 3-day nonresident license	NA	NA	NA	\$50	NA
Small game 7-day nonresident license	NA	NA	NA	\$80	NA
Hunt/fish combo license* (includes: base license, deer combo and all-species fish license)	NA	NA	\$76	\$266	\$43
Deer license (one kill tag)	NA	\$20	\$20	\$20	\$8
Deer combo license (two kill tags)	NA	\$40	\$40	\$190	\$28
Universal antlerless deer license**	\$20	\$20	\$20	\$20	\$20

*One dollar from each of these licenses will be used to educate the public on the benefits of hunting, fishing and trapping in Michigan and the impact of these activities on the conservation, preservation and management of the state's natural resources.

**Antlerless deer licenses are discounted in DMU 487.

1. For complete information on youth hunting, see pages 36-40.
2. Nonresidents under 17 years of age may purchase resident licenses.
3. The 2024 base license is available for purchase beginning March 1, 2024.
4. A pheasant hunting license is required for pheasant hunters 18 years old and older hunting on public lands; see page 67 for exceptions and additional information.
5. For Information on hunting Furbearing animals such as Bobcat, see the current Fur Harvester regulations summary booklet.

When can I apply for a limited-license hunt?

Permit type	Application period	Website
Bear and elk	May 1 – June 1	Michigan.gov/Bear and Michigan.gov/Elk
Fall wild turkey	July 1 – Aug. 1	Michigan.gov/Turkey
Pure Michigan Hunt	Jan. 1– Dec. 31	Michigan.gov/PMH
Spring wild turkey	Jan. 1 – Feb. 1	Michigan.gov/Turkey

When can I apply for a limited-hunt access permit?

Permit type	Application period	Website
Antlerless deer hunting access permit (mid-U.P. only; see page 60)	July 15 – Aug. 15	Michigan.gov/Deer
Reserved deer	July 15 – Aug. 15	Michigan.gov/Deer
Reserved waterfowl	Aug. 1-28	Michigan.gov/Waterfowl

Applications can be purchased from any license agent, online at Michigan.gov/DNRLicenses, or through the Michigan DNR Hunt Fish app. The app is available for download at the Google Play Store or the Apple App Store.

What is the Pure Michigan Hunt?

The Pure Michigan Hunt is a chance at a hunt of a lifetime for three lucky hunters. Winners may purchase one elk, bear, antlerless deer, spring turkey, fall turkey and base hunting license at a total cost of \$3. They may also participate in one reserved waterfowl hunt at a managed waterfowl area or have first selection of another hunt choice at any managed waterfowl area if approved by the local area manager. Also, winners will receive a prize package worth thousands and can choose to transfer their Pure Michigan Hunt opportunities to other individuals. Nonresidents are not eligible to purchase the PMH elk license. Each PMH license is valid for the applicable 2024 species hunting season and may be used in any open hunt area for that species, except bear hunting on Drummond Island. Licenses will be subject to all 2024 hunting regulations. Visit Michigan.gov/PMH for a complete list of sponsors and prizes.

How do I apply for the Pure Michigan Hunt?

You must be at least 10 years old and eligible to purchase regular (nonapprentice) hunting licenses. Eligible hunters may purchase as many Pure Michigan Hunt applications as they wish until Dec. 31, 2023. Applications can be purchased online or wherever DNR licenses are sold. Applications cost \$5 each.

When will the 2024 Pure Michigan Hunt winners be announced?

Three lucky hunters will be drawn in January 2024, and the winners will be announced via Facebook video broadcast, with final confirmation by phone. Drawing results are posted the week following the video announcement.

Will the Pure Michigan Hunt affect my bear points or elk chances?

No, purchase of Pure Michigan Hunt licenses will not affect your eligibility to apply for or purchase other hunting licenses and will not affect bear preference points or weighted elk chances you have earned. Individuals who have received an elk license through a prior elk drawing are eligible to apply for the PMH.



Purchasing a license

You must have one of the following forms of identification:

- Valid Michigan driver's license or valid nonresident driver's license.
- State of Michigan ID card (issued by the Secretary of State).
- DNR Sportcard (issued through license agents, at Michigan.gov/DNRLicenses or on the DNR Hunt Fish app). If the information on your DNR Sportcard from a previous year is still accurate, you should continue to use it.

Hunters must possess qualifying credentials and/or identification that may be required for certain license purchases. When hunting or trapping, you must carry your license and present it upon demand of a Michigan conservation officer, a tribal conservation officer or any law enforcement officer.

Where can I purchase Michigan hunting licenses?

You can purchase Michigan hunting and fishing licenses online at Michigan.gov/DNRLicenses, through the Michigan DNR Hunt Fish app or in person at any agent that sells Michigan licenses. A list of license agents is available at Michigan.gov/DNRLicenseAgents. The Michigan DNR Hunt Fish app is available for download on the Google Play Store or the Apple App Store.

Do I need a base license?

Yes. All hunters are required to have a base license before purchasing other licenses. (A base license is not required to purchase a fishing license or limited-license hunt applications. A base license is not required to buy a nonresident small game three-day or seven-day license.)

What is the base license?

The base license provides funding for habitat and conservation work on both public and private land and supports the work of conservation officers and field staff to ensure safe, legal hunting practices are followed. The base license is valid for hunting small game. Additional licenses are required to hunt other species. Hunters are always encouraged to carry their base license when hunting.

What is a kill tag?

Kill tags are licenses that are affixed to the following harvested animals: deer, turkey, bear, otter, fisher, marten and bobcat. You cannot harvest these animals without the physical kill tag in your possession. Information on the harvest must be recorded on kill tag as indicated on tag, like date of harvest, sex of animal, antler points, etc. See page 32 for more information on tagging.

Do I need to take hunter safety?

Yes. All hunters born on or after Jan. 1, 1960, must present their hunter safety certificate or previous hunting license (other than an apprentice license) to purchase their licenses.

Continued on page 10 ►

Michigan's hunter education courses are offered year-round throughout the state. The online course and additional information can be found at Michigan.gov/HunterEducation.

I cannot find my hunter safety certificate; can I get a replacement?

For a replacement Michigan hunter safety certificate, visit Michigan.gov/RecreationalSafety.

I do not have a hunter safety certificate but would like to try hunting before I take the course. How can I do that?

If you do not have a hunter safety certificate and are 10 years old or older, you may purchase a base apprentice license. An apprentice hunter may purchase this license for two license years before he or she must successfully complete a hunter safety course. Additional licenses are required to hunt big game and waterfowl. The base apprentice license is available to both residents and nonresidents.

When afield, an apprentice hunter must be accompanied by someone 21 years old or older who has a regular, current-year hunting license for the same game as the apprentice. For apprentices 10-16 years of age, the accompanying hunter must be the apprentice's parent, guardian or someone designated by the parent or guardian. "Accompanied by" requires the accompanying hunter to be able to come to the immediate aid of the apprentice and stay within a distance that permits uninterrupted, unaided visual and verbal contact. A person may accompany no more than two apprentice hunters while hunting. Apprentice hunters are exempt from antler point restrictions during all deer seasons, in all regions and for all deer licenses.

If I own land in Michigan but live in a different state, can I buy resident hunting licenses?

No. The ownership of land in Michigan by itself is not a qualification for a resident license.

Who qualifies for a Michigan resident hunting license?

To qualify for any adult resident hunting or fur harvester license, you must meet one of the following criteria:

- Reside in a settled or permanent home or domicile within the boundaries of this state with the intention of remaining in this state. The ownership of land in Michigan by itself is not a qualification for a resident license. "Resident" status can only be claimed in one state.
- Be a full-time student at a Michigan college or university and reside in the state during the school year.
- Serve full-time in the U.S. military and be officially stationed in Michigan.
- Serve full-time in the U.S. military and maintain residency in Michigan.

I am in the military; do I get a discount?

Yes, hunting license fees are waived for full-time, federal, active-duty U.S. military personnel who have maintained **Michigan resident status**, except for hunting

licenses obtained through a drawing. You must present military ID, leave papers, duty papers, military orders or other evidence verifying that you are an active-duty member of the military, along with a valid Michigan driver's license or voter registration card.

I am a veteran with a disability; do I get a discount?

Michigan resident veterans with a disability are eligible to obtain any hunting license that does not require a separate application free of charge, if one of the following conditions is met:

- You have been determined by the United States Department of Veterans Affairs to be permanently and totally disabled as a result of military service and entitled to veterans' benefits at the 100% rate, for disabilities other than blindness.
- You have been rated by United States Department of Veterans Affairs as individually unemployable.

Documentation of eligibility from the Veterans Administration stating either of the above conditions should be in the possession of a veteran when obtaining free licenses and while afield.

Can I use someone else's hunting license?

No. It is unlawful to use another person's hunting license or kill tag.

Do I need a hunting license to target practice?

No. You do not need a license when target practicing or sighting in a firearm at an identifiable, artificially constructed target and when there is no attempt to take game.

I lost my license; can I get another one?

If you originally purchased your hunting or fishing license at a license agent or online, you may visit a license agent and have your license(s) reprinted (\$3 for non-kill tag replacement and full price for kill tag replacement). You must provide the identification number used to purchase the original license.

If you originally purchased your hunting or fishing license online, you received an email containing a PDF file of printable licenses (non-kill tag(s)), including your base license. Save your PDF so it can be reprinted if misplaced. If you have an eLicense account, you may log in at Michigan.gov/DNRLicenses to reprint your non-kill tag items. Access your purchase history to reprint current licenses. Call 517-284-6057 for licensing assistance.

What is the Interstate Wildlife Violator Compact?

Michigan is a member of the Interstate Wildlife Violator Compact, an agreement where participating states share information about fish and game violators and honor each other's decision to deny licenses and permits. If your hunting, fishing or trapping license is revoked in Michigan, you may lose your privileges in the other 45 participating states as well. And, if your license is revoked in any of those states, it also may be revoked in Michigan.

Hunting zones

What are the hunting and trapping zone boundaries?

Michigan is divided into hunting and trapping zones 1, 2 and 3; see map below. Zone 1 includes all of the Upper Peninsula. The dividing line between Zones 2 and 3 is from the Lake Michigan shoreline north of Muskegon Lake easterly on Memorial Drive to Ruddiman Drive to Lake Avenue, easterly on Lake Avenue to M-120 in North Muskegon, northeasterly on M-120 to M-20, easterly on M-20 to U.S. 10, easterly on U.S. 10 to Garfield Road in Bay County, northerly on Garfield Road to Pinconning Road, easterly on Pinconning Road to Seven Mile Road, northerly on Seven Mile Road to Lincoln School Road (County Road 25) in Arenac County, northerly on Lincoln School Road to M-61, easterly on M-61 to U.S. 23, easterly on U.S. 23 to center line of Au Gres River, southerly along center line of Au Gres River to Saginaw Bay, easterly 90 degrees east for 7 miles into Saginaw Bay, then northerly 78 degrees east to the International Boundary.

Exception: The waterfowl hunting zone lines differ from those above. Refer to the current-year Waterfowl Hunting Regulations Summary for waterfowl zone descriptions.



What is the limited firearm deer zone and what are the boundaries?

Michigan is divided into a northern zone and a southern limited firearm deer zone where only shotguns, certain firearms and certain handguns may be used for deer hunting (see Equipment regulations). The dividing line between the northern zone and the southern limited firearm deer zone is as follows: starting at a point on the Lake Michigan shoreline directly west of M-46, then easterly to M-46, then easterly along M-46 to U.S. 131 at Cedar Springs, southerly on U.S. 131 to M-57, easterly on M-57 to Montcalm Road on the Kent-Montcalm county line, southerly on Montcalm Road and the Kent-Ionia county line to M-44, easterly on M-44 to M-66, northerly on M-66 to M-57, easterly on M-57 to M-52 near Chesaning, northerly on M-52 to M-46, easterly on M-46 to M-47, northerly on M-47 to U.S. 10 west of Bay City, easterly on U.S. 10 to I-75, northerly on I-75 and U.S. 23 to Beaver Road (about 1 mile north of Kawkawlin), easterly to Saginaw Bay, north 50 degrees east to the International Boundary.

Hunting hours

What are the legal hunting hours?

Shown on page 14 is a map of the hunting-hour time zones. Actual legal hunting hours for bear, deer, fall wild turkey, furbearers and small game for Time Zone A are shown in the table on pages 14-16. Hunting hours for migratory game birds are different and are published in the current-year Waterfowl Hunting Regulations Summary.

To determine the opening (a.m.) and closing (p.m.) time for any day in another time zone, add the minutes shown below to the times listed in the Time Zone A hunting hours table on pages 14-16.

The hunting hours listed in the table reflect Eastern Standard Time, with an adjustment for daylight saving time. If you are hunting in Gogebic, Iron, Dickinson or Menominee counties (Central Standard Time), you must make an additional adjustment to the printed time by subtracting one hour.



Time Zone A hunting hours for bear, deer, fall wild turkey, furbearers and small game

Table shows times adjusted for one-half hour before sunrise to one-half hour after sunset (adjusted for daylight saving time). For hunt dates not listed in the table, please consult your local newspaper or NOAA.gov.

Note:

- Woodcock and early teal hunting season hours are sunrise to sunset.
- Waterfowl hunting hours are one-half hour before sunrise to sunset, except during the teal season. See the current-year Waterfowl Hunting Regulations Summary for legal hunting hours.
- For nighttime hunting of furbearers, see the current-year Furbearer Harvest Regulations Summary.

Zone A hunting hours table (September - October)

Date	Time Zone A a.m.	Time Zone A p.m.
Sept. 1	6:27	8:36
Sept. 2	6:28	8:35
Sept. 3	6:29	8:33
Sept. 4	6:30	8:31
Sept. 5	6:31	8:30
Sept. 6	6:32	8:28
Sept. 7	6:34	8:26
Sept. 8	6:35	8:24
Sept. 9	6:36	8:23
Sept. 10	6:37	8:21
Sept. 11	6:38	8:19
Sept. 12	6:39	8:17
Sept. 13	6:40	8:16
Sept. 14	6:41	8:14
Sept. 15	6:42	8:12
Sept. 16	6:43	8:10
Sept. 17	6:44	8:09
Sept. 18	6:45	8:07
Sept. 19	6:46	8:05
Sept. 20	6:47	8:03
Sept. 21	6:48	8:02
Sept. 22	6:49	8:00
Sept. 23	6:50	7:58
Sept. 24	6:52	7:56
Sept. 25	6:53	7:54
Sept. 26	6:54	7:53
Sept. 27	6:55	7:51
Sept. 28	6:56	7:49
Sept. 29	6:57	7:47
Sept. 30	6:58	7:46

Date	Time Zone A a.m.	Time Zone A p.m.
Oct. 1	6:59	7:44
Oct. 2	7:00	7:42
Oct. 3	7:01	7:41
Oct. 4	7:02	7:39
Oct. 5	7:03	7:37
Oct. 6	7:05	7:35
Oct. 7	7:06	7:34
Oct. 8	7:07	7:32
Oct. 9	7:08	7:30
Oct. 10	7:09	7:29
Oct. 11	7:10	7:27
Oct. 12	7:11	7:25
Oct. 13	7:12	7:24
Oct. 14	7:14	7:22
Oct. 15	7:15	7:20
Oct. 16	7:16	7:19
Oct. 17	7:17	7:17
Oct. 18	7:18	7:16
Oct. 19	7:19	7:14
Oct. 20	7:21	7:13
Oct. 21	7:22	7:11
Oct. 22	7:23	7:10
Oct. 23	7:24	7:08
Oct. 24	7:25	7:07
Oct. 25	7:27	7:05
Oct. 26	7:28	7:04
Oct. 27	7:29	7:02
Oct. 28	7:30	7:01
Oct. 29	7:31	7:00
Oct. 30	7:33	6:58
Oct. 31	7:34	6:57

Zone A hunting hours table (November - December)

Date	Time Zone A a.m.	Time Zone A p.m.
Nov. 1	7:35	6:56
Nov. 2	7:36	6:54
Nov. 3	7:38	6:53
Nov. 4	7:39	6:52
Nov. 5	6:40	5:51
Nov. 6	6:41	5:50
Nov. 7	6:43	5:48
Nov. 8	6:44	5:47
Nov. 9	6:45	5:46
Nov. 10	6:46	5:45
Nov. 11	6:48	5:44
Nov. 12	6:49	5:43
Nov. 13	6:50	5:42
Nov. 14	6:51	5:41
Nov. 15	6:53	5:40
Nov. 16	6:54	5:39
Nov. 17	6:55	5:39
Nov. 18	6:56	5:38
Nov. 19	6:58	5:37
Nov. 20	6:59	5:36
Nov. 21	7:00	5:36
Nov. 22	7:01	5:35
Nov. 23	7:02	5:34
Nov. 24	7:04	5:34
Nov. 25	7:05	5:33
Nov. 26	7:06	5:33
Nov. 27	7:07	5:32
Nov. 28	7:08	5:32
Nov. 29	7:09	5:31
Nov. 30	7:10	5:31

Date	Time Zone A a.m.	Time Zone A p.m.
Dec. 1	7:11	5:31
Dec. 2	7:12	5:30
Dec. 3	7:14	5:30
Dec. 4	7:15	5:30
Dec. 5	7:16	5:30
Dec. 6	7:17	5:30
Dec. 7	7:17	5:30
Dec. 8	7:18	5:30
Dec. 9	7:19	5:30
Dec. 10	7:20	5:30
Dec. 11	7:21	5:30
Dec. 12	7:22	5:30
Dec. 13	7:23	5:30
Dec. 14	7:23	5:30
Dec. 15	7:24	5:30
Dec. 16	7:25	5:31
Dec. 17	7:26	5:31
Dec. 18	7:26	5:31
Dec. 19	7:27	5:32
Dec. 20	7:27	5:32
Dec. 21	7:28	5:33
Dec. 22	7:28	5:33
Dec. 23	7:29	5:34
Dec. 24	7:29	5:34
Dec. 25	7:30	5:35
Dec. 26	7:30	5:35
Dec. 27	7:30	5:36
Dec. 28	7:31	5:37
Dec. 29	7:31	5:38
Dec. 30	7:31	5:38
Dec. 31	7:31	5:39

Safety zones and other restrictions

What are firearm safety zones?

No person may hunt with a firearm within 450 feet of an occupied building, dwelling, house, residence or cabin, or any barn or other building used in connection with a farm operation, without obtaining the written permission of the owner, renter or occupant of the property. The safety zone applies to hunting only. It does not apply to indoor or outdoor shooting ranges, target shooting, law enforcement activities or the lawful discharge of firearms for any nonhunting purpose.

Special safety zones are established at Sleeping Bear Dunes National Lakeshore. See [NPS.gov/SLBE](https://www.nps.gov/SLBE) for more information.

Can I hunt or trap within a road or railroad right-of-way?

You may hunt and trap within a road right-of-way where the adjoining property is publicly owned. If the adjacent property is privately owned, you must have permission from the landowner. Railroad rights-of-way are private property. Trespassing on railroad property is a misdemeanor. You must have written permission from the railroad company to be exempt from trespass.

Can I float hunt?

Yes. You may float hunt and trap on and along waterways that are surrounded by public land and open to hunting. Hunting and trapping are exclusive rights of landowner(s) bordering the waterway and their invited guests. You must secure permission from the landowner before float hunting or setting traps along those waterways that are protected by the recreational trespass law.

Are there townships with hunting restrictions?

Yes. Townships or parts of townships in these counties are closed to hunting or restricted to types of firearms or the discharge of firearms as posted: Alcona, Arenac, Barry, Berrien, Crawford, Dickinson, Eaton, Emmet, Genesee, Iosco, Jackson, Kalamazoo, Livingston, Macomb, Mackinac, Manistee, Oakland, Otsego, Ottawa, Presque Isle, Saginaw, St. Clair, Washtenaw and Wayne. These areas are posted with the restrictions. For descriptions, contact the appropriate township clerk or township police department. Find county-specific rules at [Michigan.gov/DNRLaws](https://www.michigan.gov/DNRLaws).

Can I hunt with someone who is a member of a federally recognized tribe hunting under treaty-authorized regulations?

A person accompanying a hunter lawfully engaged in treaty-authorized hunting may not harvest a game animal unless also lawfully licensed as a treaty-authorized hunter or as a state-licensed hunter for the applicable species and season.

Public lands

Where do I find the rules for state lands?

You can find state land-use rules at [Michigan.gov/DNRLaws](https://www.michigan.gov/DNRLaws). Please keep in mind that you may NOT:

- Cut branches, limbs, trees or other vegetation for shooting lanes on public land.
- Block any gate, road or trail on public land.
- Camp on state land without a permit. Permits are free and are available online at [Michigan.gov/Camping](https://www.michigan.gov/Camping) or at any DNR office. They must be posted at your campsite. A fee is charged for camping at designated campsites in state parks, recreation areas, state forest campgrounds and some state game areas.

Can I hunt on state park or state recreation area lands?

State parks are closed to hunting unless opened by law ([Michigan.gov/DNRLaws](https://www.michigan.gov/DNRLaws)). State recreation areas are open to hunting unless closed by law. Approximately 92 percent of state park and state recreation area lands are open to hunting. Contact the individual park or recreation area for hunting information specific to that location. Visit [Michigan.gov/RecSearch](https://www.michigan.gov/RecSearch) for contact information.

It is unlawful to:

- Use a centerfire rifle or centerfire pistol to take an animal during nighttime hours in any state park or state recreation area.
- Trap within 50 feet of the mowed portions of developed areas within state recreation areas and state parks open to trapping. Contact individual parks or recreation areas for current trapping regulations and any restrictions for those areas prior to trapping.
- Target-shoot in a state park or recreation area, except on designated shooting ranges located at Algonac State Park and Bald Mountain, Island Lake, Ortonville and Pontiac Lake recreation areas.

Within the established season, quail may be harvested only by field trial participants in the Highland and Ionia Recreation Area field trial areas on days with authorized field trials. Contact the recreation area headquarters for field trial dates.

Can I camp at a state park or recreation area while hunting?

Camping is allowed only on designated campsites. To make camping reservations, go to [MiDNRReservations.com](https://www.michigan.gov/MiDNRReservations.com).

Do I need a Recreation Passport?

Yes, if you are hunting or camping on state park or recreation area lands. The Recreation Passport gives you access to all 103 state parks and recreation areas as well as all state forest campgrounds and DNR-administered boat launches in Michigan. Camping fees remain in effect. For more information, visit [Michigan.gov/RecreationPassport](https://www.michigan.gov/RecreationPassport) or call 517-284-7275. Michigan residents have the opportunity to buy a Recreation Passport for \$13 when renewing their

vehicle registration with the Secretary of State. Vehicles registered in other states will require a daily (\$11) or annual (\$39) fee to enter any state park or DNR-administered boat launch site. State forests and state game areas do not require a Recreation Passport.

Where can I find public hunting lands near me?

You can find places to hunt by visiting Michigan.gov/MiHunt. You will find an interactive map application called Mi-HUNT to help you plan your hunting, trapping and other outdoor recreation adventures. It is the responsibility of the users of these maps to be aware of all regulations relevant to their hunting activities and hunting locations. These maps show approximate boundaries of the lands open to public hunting.

Do I need authorization to guide hunts on public land?

All commercial hunting guides using state-owned lands must receive written authorization. Guides are required to meet the conditions of the written authorization. If you are a guide who utilizes state-owned lands, visit Michigan.gov/WildlifePermits or email DNR-PermitSpecialist@Michigan.gov for more information.

Commercial guiding on national forest lands requires a federal special use permit. Applications can be obtained through any national forest (NF) office or by calling Hiawatha National Forest at 906-428-5800, Huron-Manistee National Forest at 231-775-2421 or Ottawa National Forest at 906-932-1330.

National wildlife refuges and national forest lands

Can I hunt on national wildlife refuges and waterfowl production areas?

Federal waterfowl production areas are open to public hunting except where prohibited. National wildlife refuges are closed unless expressly permitted.

All state laws apply to national wildlife refuge lands. Additional federal regulations also apply and can be found in 50 CFR (Code of Federal Regulations) at [FWS.gov](https://www.ecfr.gov/).

Please consult the appropriate national wildlife refuge office for refuge-specific regulations.

- **Detroit River International Wildlife Refuge:** 5437 West Jefferson Ave., Trenton, MI 48183; 734-365-0219. Limited small game, waterfowl and deer hunting are allowed as shown on maps available at refuge parking areas or online at [FWS.gov/Refuge/Detroit_River](https://www.fws.gov/Refuge/Detroit_River).
- **Harbor Island National Wildlife Refuge:** Managed by Seney National Wildlife Refuge, 906-586-9851. Open for deer and bear hunting. The use of dogs to hunt black bear is prohibited. More information can be found at [FWS.gov/Refuge/Harbor_Island](https://www.fws.gov/Refuge/Harbor_Island).
- **Huron National Wildlife Refuge:** Managed by Seney National Wildlife Refuge, 906-586-9851. Closed to hunting. See [FWS.gov/Refuge/Huron](https://www.fws.gov/Refuge/Huron).

WHEN AND WHERE TO HUNT

- **Kirtland Warbler Wildlife Management Area:** Managed by Seney National Wildlife Refuge, 906-586-9851. Parcels of property occupied by the Kirtland's warblers are closed to all entry during the bird's breeding season (May 1 – Aug. 15). Closed parcels will be posted. More information can be found at [FWS.gov/Refuge/Kirtlands_Warbler](https://www.fws.gov/Refuge/Kirtlands_Warbler).
- **Michigan Islands National Wildlife Refuge:** Managed by Seney and Shiawassee national wildlife refuges. Closed to public access. More information is available online at [FWS.gov/Refuge/Michigan_Islands](https://www.fws.gov/Refuge/Michigan_Islands).
- **Michigan Wetland Management District:** 2651 Coolidge Road, Suite 101, East Lansing, MI 48823; 517-351-6236. Hunting information is available online at [FWS.gov/Refuge/Michigan_WMD](https://www.fws.gov/Refuge/Michigan_WMD).
- **Seney National Wildlife Refuge:** 1674 Refuge Entrance Road, Seney, MI 49883; 906-586-9851. Refuge-specific regulations apply. See [FWS.gov/Refuge/Seney/Visit-us/Activities/Hunting](https://www.fws.gov/Refuge/Seney/Visit-us/Activities/Hunting).
- **Shiawassee National Wildlife Refuge:** 6975 Mower Road, Saginaw, MI 48601; 989-777-5930. Limited waterfowl, deer, small game, spring turkey and furbearer hunting is allowed. Refuge-specific regulations apply. See [FWS.gov/Refuge/Shiawassee/Visit-us/Activities/Hunting](https://www.fws.gov/Refuge/Shiawassee/Visit-us/Activities/Hunting).

Can I hunt on national forest lands?

Yes. All state laws apply to national forest lands; however, additional federal regulations also apply. For a complete listing of regulations, see 36 CFR 261 (Code of Federal Regulations) at [FS.USDA.gov](https://www.fs.usda.gov).

A motor vehicle use map that shows designated roads and trails open for motorized travel, including off-road vehicles, is available at U.S. Forest Service offices as well as online. Both state and federal laws governing ORV use must be followed.

Contact for additional information:

- Hiawatha National Forest: [FS.USDA.gov/Detail/Hiawatha](https://www.fs.usda.gov/Detail/Hiawatha) or 906-428-5800.
- Huron-Manistee National Forest: [FS.USDA.gov/Main/HMN](https://www.fs.usda.gov/Main/HMN) or 231-775-2421.
- Ottawa National Forest: [FS.USDA.gov/Detail/Ottawa](https://www.fs.usda.gov/Detail/Ottawa) or 906-932-1330.

Private lands

Do I need permission to hunt on someone's private land?

Yes. Trespassing is unlawful and erodes support for recreational hunting. Written or verbal permission is required from the landowner or leaseholder before you hunt on any farmlands or connected woodlots or on any posted private land or on any property that is fenced or enclosed. Hunters are required to show their hunting license to landowners upon request.

What if the game animal I wounded goes onto private land?

If you wound a game animal or bird and it runs or flies onto private property, you have no legal right to pursue it without permission of the landowner and would be subject to prosecution for trespassing.

Can I hunt on commercial forest lands?

Yes. Over 2.2 million acres of privately owned forests enrolled in the Commercial Forest program are accessible by foot to the public for fishing, hunting and trapping. To hunt all species, hunters must possess licenses that are valid for private-land hunting. Use of motorized vehicles for fishing and hunting access is at the landowner's discretion. CF landowners are not required to identify the property as CF, and CF land may be fenced and/or gated. The presence of a fence or gate does not prohibit public access to CF lands for fishing or hunting. The owner may restrict public access during periods of active commercial logging to ensure public safety. Any activities other than the acts of fishing, hunting and trapping require landowner permission. Leaving anything unattended, other than traps, also requires landowner permission. In addition, hunters may not build structures or construct blinds other than with natural materials found on-site. The use of nails, bolts or tree steps is not allowed. The cutting of shooting lanes or destruction of brush, trees or other vegetation is prohibited. Commercial activity on CF lands is not allowed for any purpose other than forestry or oil and gas extraction. Descriptions of land in the CF program and a GIS map are available on the DNR website at Michigan.gov/CommercialForest. CF parcels can also be found using Mi-HUNT at Michigan.gov/MiHunt. If you have questions about this program or specific CF parcels, contact the DNR Forest Resources Division at 517-284-5900, DNR-Forestry@Michigan.gov or P.O. Box 30452, Lansing, MI 48909.

What is the Hunting Access Program (HAP)?

HAP provides public hunting opportunities on private land. The DNR leases lands from private landowners to allow public hunting. The program was created in 1977 to increase public hunting opportunities in southern Michigan, where 97 percent of the land base is in private ownership. This program has since expanded throughout the state and is now one of the oldest dedicated private-lands, public-access programs in the nation. Private landowners determine if all hunters, or youth and apprentice hunters only, may hunt on their property. They also determine if hunters may harvest deer only, turkey only, small game only, sharp-tailed grouse only, all legal species or a combination of any of these options. Property owners specify the maximum number of hunters allowed on the land at any one time. Members of the public can use HAP lands only for hunting purposes; no other activities or recreation are permissible.

How do I hunt on HAP lands?

If you utilize a HAP property, you are a guest of the landowner. Respect for the landowner and landowner’s privacy is vital, and you should use the types of registration service provided. Appropriate conduct is expected and helps ensure a good experience for both you and the landowner. All rules and regulations enforced by the DNR apply while hunting on HAP lands.

Lands enrolled in HAP are available each day on a first-come, first-served basis, and hunters must register at each property headquarters to hunt for that day. To help hunters locate and scout HAP lands, aerial photographs of HAP properties are available on the DNR’s interactive hunting map application, Michigan.gov/MiHunt, and on the HAP webpage at Michigan.gov/HAP.

1. Find a current listing of enrolled HAP lands at Michigan.gov/HAP. You also can get listings by visiting a DNR Customer Service Center (locations in front of digest) or by calling 517-284-9453 to get a copy by mail. Listing information for each property includes:

Landowner name	Last name, first name
Township/sections	Township and section
Headquarters	Where hunters register to hunt
Habitat type (including species commonly found)	<ul style="list-style-type: none"> • Wetlands (ducks, geese) • Forest (deer, squirrel, rabbit, turkey) • Grasslands or brush (pheasant, rabbit, deer) • Crop lands or hay or pasture
Service type	Self-service box or mandatory check-in
Hunters allowed	Maximum number of hunters allowed at one time
Hunt type	<ul style="list-style-type: none"> • Youth and apprentice hunting only (up to two licensed adults may accompany each youth or apprentice hunter) • All legal hunting, deer hunting only, turkey hunting only or small game hunting only <p>For Eastern Upper Peninsula (EUP) only: SG = Small game hunting only (includes sharp-tailed grouse) S = Sharp-tailed grouse only</p> <p>Note: EUP lands are not open for big game species.</p>

2. Register at the headquarters each time before hunting by providing name, complete mailing address, species hunted and time spent hunting (starting and ending times). Individuals accompanying a hunter, but who themselves will not be hunting, should not register. Registration service types include:
 - Self-service box - Located near headquarters sign; contains folder with registration forms and property information. Please respect landowner privacy; do not contact.
 - Mandatory check-in - Register directly with the landowner.

What are the rules for hunting on HAP properties?

- Before hunting, verify hunting seasons, hunt type(s) and hunt dates.
- Lands are closed June 1 to Aug. 31, and any other dates when hunt types are not currently active on a property.
- Hunting is the ONLY activity allowed on HAP lands.
- Do not trespass onto adjacent properties.
- Hunters must follow all individual landowner rules as described in the registration folder.
- Every individual hunter (whether hunting or scouting) must register before hunting. See property list for maximum number of hunters allowed.
- Up to two licensed adults may accompany each youth or apprentice hunter.
- Private-land hunting rules apply to HAP lands.
- Hunters are only allowed to hunt during seasons listed for each HAP land.
- Only species listed under “hunt types” may be harvested at each HAP land.
- Driving on HAP lands is prohibited without landowner permission.
- Do not block drives or lanes. Park in designated area when provided by landowner.
- Use of ORVs is prohibited without landowner permission.
- Hunting in or damaging standing crops is prohibited.
- Temporary structures only. Use of permanent blinds and tree stands affixed to trees with nails/screws is prohibited. Only nonpermanent blinds and tree stands are permitted and must be removed when you leave.
- Clean up after yourself; littering is prohibited.

How do I enroll my property in HAP?

If you are interested and have a minimum of 40 acres, you may obtain an application and program details by contacting the DNR HAP coordinator at DNR-HAP@Michigan.gov or 517-284-9453. Landowners who enroll their property receive payment for allowing public hunting on their lands. Eligible lands must be located within HAP-eligible areas. Landowners are free from liability as stated in Public Act 451 Of 1994: “A cause of action shall not arise for injuries to persons hunting on lands leased under HAP unless the injuries were caused by the gross negligence or willful and wanton misconduct of the owner, tenant, or lessee.”

Equipment regulations

When do I need to wear hunter orange?

You must wear a cap, hat, vest, jacket or rain gear of hunter orange when taking game during the established daylight shooting hours from Aug. 15 through April 30. Hunter orange includes camouflage that is not less than 50 percent hunter orange. The garments that are hunter orange must be the hunter's outermost garment and must be visible from all sides of the hunter. Exception: This does not apply to a person engaged in the taking of deer with a bow or crossbow during archery deer season, a person taking bear with a bow or crossbow, a person engaged in the taking of turkey, crow or other migratory birds other than woodcock, a person engaged in the sport of falconry, or a person who is stationary and in the act of hunting bobcat, coyote or fox.

Are there any equipment prohibitions or methods I cannot use for hunting?

- You may not set fires to drive out game.
- You may not use snares, traps, cages, nets, pitfalls, deadfalls, spears, drugs, poisons, stupefying substances, smoke, gas, explosives, ferrets, weasels or mechanical devices other than firearms, crossbows, bows and arrows, or slingshots to take wild animals, except as provided by trapping rules or special permit. See current-year Furbearer Harvest Regulations Summary.
- You may not use cartridges containing tracer or explosive bullets.
- You may not hunt while under the influence of intoxicating alcohol or controlled substances.
- For regulations on the possession or use of natural cervid urine lures and attractants, visit Michigan.gov/Deer.

Can I use an artificial light or shine for wild animals?

You may not use an artificial light (including vehicle headlights) to locate wild animals at any time during November and all other days of the year between 11 p.m. and 6 a.m. You may not use an artificial light on a highway or in a field, wetland, woodland or forest while having in your possession or control a bow and arrow, firearm or other device capable of shooting a projectile. Exceptions:

- This prohibition does not apply to pistols carried under the authority of a concealed pistol license or properly carried under authority of a specific exemption from the requirement of a concealed pistol license. This does not authorize the individual to use the pistol to take game except as provided by law.
- Nighttime furbearer hunting of raccoon, opossum, fox and coyote. See the Furbearer Harvest Regulations Summary for nighttime hunting equipment regulations.

An artificial light may be used from Nov. 1-30 on property you own or property owned by a member of your immediate family if you do not have in your

possession or control a bow and arrow, firearm or other device capable of shooting a projectile. It is a violation of federal law to shine at any time on any national wildlife refuge. Deer hunters may use an artificial light one hour before and one hour after shooting hours while carrying an unloaded firearm or bow and arrow when traveling on foot to or from their hunting location. Those not possessing a firearm or bow and arrow while traveling on foot may use lights during dog training or field trials to follow dogs chasing raccoon, opossum or fox. A lighted pin sight on a bow or a scope with illuminated crosshairs may be used to hunt game during legal hunting hours.

If you are using an artificial light to locate game, you must immediately stop your vehicle when signaled by a uniformed officer or marked patrol vehicle.

Can I hunt from a vehicle?

No, you may not hunt or pursue wild animals from a car, snowmobile, aircraft, drone, motorboat, personal watercraft, ORV or other motorized vehicle, or by a sailboat. Exceptions: See current-year Waterfowl Hunting Regulations Summary. Special permits may apply; see Michigan.gov/DNRAccessibility for more information for hunters with disabilities.

Can I use a drone to recover game?

No. The use of drones to pursue wildlife in any manner, either during legal hunting hours or after, is illegal. You may not take game or fish using an unmanned vehicle or unmanned device that uses aerodynamic forces to achieve flight or using an unmanned vehicle or unmanned device that operates on the surface of water or underwater. The definition of “take” means to hunt with any weapon, dog, raptor, or other wild or domestic animal trained for that purpose; kill; chase; follow; harass; harm; pursue; shoot; rob; trap; capture; or collect animals, or to attempt to engage in such an activity. Attempting to locate and/or recover game, either dead or wounded, is an act which falls within the definition of “take.”

ORVs and snowmobiles

Are there restrictions on where and when I can use off-road vehicles or snowmobiles?

Yes. Some roads or areas may be closed to ORV or snowmobile use; check Michigan.gov/DNRLaws or contact the nearest DNR office for closures.

You may not operate an ORV or a snowmobile between the hours of 7 to 11 a.m. and 2 to 5 p.m. on any area open to public hunting during the Nov. 15-30 firearm deer season. Exceptions: The time restrictions on the use of ORVs and snowmobiles do not apply to the following:

- During an emergency, or while traveling to and from a permanent residence or hunting camp that is otherwise inaccessible by conventional wheeled vehicle.
- To remove legally harvested deer, bear or elk from state land. An individual shall

Continued on page 26 ►

not operate an ORV at a speed exceeding 5 miles per hour, and the individual must use the most direct route that complies with all ORV restrictions.

- To private landowners and their invited guests.
- To motor vehicles licensed under the Michigan Vehicle Code operating on roads capable of sustaining automobile traffic.
- To a person with a disability using a designated trail or forest road for hunting or fishing purposes.
- To a person with a valid permit to hunt from a standing vehicle.

Firearms, crossbows and archery equipment

Can I use rifles in the limited firearm deer zone?

Yes, you may use a centerfire or rimfire rifle from Dec. 1 – Nov. 9 in the limited firearm deer zone during the open season for all species, **except deer** (see pages 49-50 for legal firearms for deer seasons), **turkey, and migratory game birds**. See the current-year Furbearer Harvest Regulations Summary for nighttime furbearer regulation restrictions.

If I am carrying hunting equipment in the field during deer seasons, do I need to have my deer license with me?

Yes. During the deer hunting seasons, it is unlawful for a person taking or attempting to take deer to carry or possess afield a centerfire or muzzleloading rifle, a crossbow, a bow and arrow, a centerfire or black powder handgun, or a shotgun with buckshot, slug or ball loads or cut shells, **unless** you have in your name and possession a current-year:

- Deer, deer combo or antlerless deer license.
- Or deer, deer combo or antlerless deer license with an unused deer management assistance permit kill tag, or an unused managed deer hunting permit.

What is the shell capacity for shotguns and centerfire rifles?

You may not hunt with a semi-automatic shotgun or semi-automatic rifle that can hold more than six shells in the barrel and magazine combined, unless it is a .22-caliber or smaller rimfire. All shotguns used for migratory game birds (including woodcock) must be plugged so the total capacity of the shotgun does not exceed three shells.

Fully automatic firearms may not be used.

Can I hunt with a crossbow?

Yes, a crossbow may be used during any season in which a firearm is allowed, for both big and small game, **except** hunters in the Upper Peninsula may not use a crossbow or a modified bow during the Dec. 1 - Jan. 1 late archery deer season and December muzzleloader deer season, unless the hunter is disabled and has a crossbow permit or special permit to take game with a modified bow. Any

licensed hunter may use a crossbow throughout the archery deer season in the Lower Peninsula (Oct. 1 - Nov. 14 and Dec. 1 - Jan. 1) and during the early archery deer season in the Upper Peninsula (Oct. 1 - Nov. 14). When hunting deer, bear, elk and turkey, crossbow hunters must use only bolts and quarrels at least 14 inches in length and tipped with a broadhead point at least 7/8 inches wide.

How should I transport my firearm, crossbow, or bow and arrows?

These rules apply whether your vehicle is parked, stopped or moving. Firearms must be unloaded in the barrel, and all arrows must be in a quiver when a hunter is afield outside the legal hunting hours. Muzzleloading firearms are considered unloaded when the cap is removed or priming powder is removed from the pan, or when the battery is removed on electronic systems. The ball and powder can remain in the barrel.

At all times when carried in or on a motor vehicle, including snowmobiles:

- Rifles, shotguns, muzzleloaders and other firearms must be unloaded in both barrel and magazine and enclosed in a case or carried in the trunk of a vehicle on private or public property, whether your vehicle is parked, stopped or moving.
- Crossbows, slingshots, and bows and arrows must be unloaded and uncocked, enclosed in a case or carried in the trunk of a vehicle while that vehicle is operated on public land or on a highway, road or street.
- Note: A crossbow is considered uncocked when it is not in the cocked position and unloaded when a bolt is not in the flight groove. A bow is considered uncocked when the bow is not in the drawn position and unloaded when an arrow is not nocked.

At all times, when carried in or on an off-road vehicle:

- Rifles, shotguns, muzzleloaders and other firearms must be unloaded in both barrel and magazine and enclosed in a case or equipped with and made inoperative by a manufactured, key-locked, trigger-housing mechanism.
- Crossbows, slingshots, and bows and arrows must be unloaded and uncocked, enclosed in a case or carried in the trunk of a vehicle while that vehicle is operated on public land or on a highway, road or street.

At all times, when carried in or on a motor-propelled boat or sailboat:

- Rifles, shotguns, muzzleloaders and all other firearms must be unloaded in both barrel and magazine.

Exception: See the current-year Waterfowl Hunting Regulations Summary, under the Joint state-federal migratory bird hunting regulations section.

Exception: These rules do not apply to a pistol carried under authority of a concealed pistol license or properly carried under authority of a specific exception from the requirement of a concealed pistol license. See “Can I hunt with a handgun?” on page 28.

Continued on page 28 ►

Exception: A person holding a valid permit to hunt from a standing vehicle may transport or possess an uncased firearm with a loaded magazine on a personal assistive mobility device if the action is open. See page 42.

Can I hunt with an airbow?

No. It is unlawful to hunt using an airbow during any season for any species in Michigan.

Can I hunt with an air gun?

Pneumatic guns, or “air guns,” are considered firearms for hunting purposes. Pneumatic guns must meet firearm requirements for season, species hunted and zone you are hunting in.

Can I hunt with a handgun?

Yes, if following the rules listed below. The rules listed below may not apply to those having a concealed pistol license or specifically exempt by law from a CPL and carrying their handgun in accordance with their license or exemption.

- A person must be at least 18 years old to hunt with or possess a handgun.
- Handguns cannot be borrowed or loaned to another person other than provided for under a CPL.
- While in the field, handguns must be carried in plain view.
- Carrying a handgun in a holster in plain view is permitted.
- You may transport your registered handguns while en route to and from your hunting or target shooting area; however, handguns, including BB guns larger than .177 caliber and all pellet guns, must be unloaded in the barrel and magazines and in a closed case designed for the storage of firearms and cannot be readily accessible to any occupant of the vehicle.
- It is a crime for certain felons to possess ammunition and firearms, including rifles and shotguns, in Michigan.
- Nonresidents must have a CPL or a license to purchase, carry or transport issued by their home state in their possession in order to legally carry or transport a handgun in Michigan. For more information about statewide handgun regulations, obtaining a CPL, or concealed weapons and firearms laws, contact your local police department.

Tree stands and ground blinds

Can I hunt from a raised platform or tree stand?

You may hunt from a raised platform or tree stand if you are a:

- Bow or crossbow hunter (all species).
- Bear, deer, turkey and/or elk hunter using a firearm.
- Small game (except migratory bird) hunter.
- Fox, coyote, raccoon and/or opossum hunter (day or night).
- Bobcat hunter (day only).

All other firearm hunters are prohibited from using a raised platform or tree stand.

What is a raised platform?

A raised platform means a horizontal surface, constructed or manufactured by a person, that increases the field of vision of a person using it beyond the field of vision that normally would be attained by that person standing on the ground.

Can I use a tree stand on public land?

Yes. If you hunt on public land, your tree stand must be portable, and your name and address, complete Michigan driver's license number or DNR Sportcard number must be affixed in legible English that can be easily read from the ground. Hunting platforms cannot be affixed or attached to any tree by nails, screws or bolts; however, a "T" bolt or similar device supplied by a tree stand manufacturer can be used. A fall arrest system is recommended. Screw-in tree steps are illegal on public lands. It is unlawful to use any item that penetrates through the bark of a tree in the construction or affixing of any device to assist in climbing a tree.

When can I put a tree stand up on public land?

Scaffolds, raised platforms, ladders, steps and any other device to assist in climbing a tree cannot be placed on public lands any earlier than Sept. 1, and must be removed by March 1.

Can someone else use my tree stand or ground blind that is on public land?

Yes. Your name on a tree stand or ground blind on public land does not guarantee exclusive use. You may not use an illegal tree stand, scaffold, step, etc., or ground blind regardless of who placed it on public lands.

Can I use a tree stand on private land?

Yes. You may use a permanent raised platform or tree stand for hunting on private land with the permission of the landowner. Permanent blinds are not allowed on Commercial Forest lands.

What is a ground blind?

A ground blind means a structure, enclosure or any material, natural or manufactured, placed on the ground to assist in concealing or disguising the user for the purpose of taking an animal.

Can I use a ground blind on public land?

Yes. Only the following three types of ground blinds are legal on public land:

(Exception: See the current-year Waterfowl Hunting Regulations Summary on waterfowl hunting blinds.)

Type 1 (portable ground blind): This blind must be clearly portable and removed at the end of each day's hunt (if you wish to leave your blind out overnight, see Type 3 below). Fasteners, if used to attach or anchor the blind, cannot penetrate the cambium of a tree and must be removed daily. No identification is required. These blinds may be used for legal hunting on public land, including all state game areas, state parks and state recreation areas in Zone 3 (see page 12).

Continued on page 30 ►

Type 2 (dead natural materials ground blind). This blind must be constructed exclusively of dead and natural materials found on the ground in the area of the blind, except that a hunter may add netting, cloth, plastic or other materials for concealment or protection from the weather if these materials are not permanently fastened to the blind and are removed at the end of each day's hunt. These items can be tied to the blind but cannot be stapled, nailed, glued or fastened in any permanent manner. No identification is required. Fasteners (nails, screws, etc.) cannot be used in construction. These blinds may be used for legal hunting on public land, including all state game areas, state parks and state recreation areas in Zone 3 (see page 12).

Type 3 (constructed ground blind). This includes all other blinds not meeting the requirements of either Type 1 or Type 2, including portable ground blinds, if not removed daily.

- Bear hunters may place constructed ground blinds on state lands in bear management units open to bear hunting for which they have a bear license beginning Aug. 6 in Zone 1 units and beginning Aug. 9 in Zone 2 units. Blinds must be removed within five days of a bear being harvested, or within five days of the end of the bear season for which the hunter has a license.
- Elk hunters may place constructed ground blinds on state lands in elk management units open to elk hunting for which they have an elk license beginning Aug. 15. Blinds must be removed within five days of an elk being harvested, or within five days after the close of the elk season for which the hunter has a license.
- Deer hunters may place constructed ground blinds on all Zone 1 and Zone 2 public lands from Sept. 1 to the end of the annual deer season. In addition to being subject to criminal penalties, any constructed blind found on public land prior to Sept. 1 or after the end of the annual deer season will be considered abandoned.

These blinds are not legal on state game areas, state parks and state recreation areas in Zone 3 (see page 12). Fasteners, if used to anchor or attach the blind, cannot penetrate the cambium of a tree and must be removed with the blind.

Note: If a person's Type 3 ground blind has been permitted to be placed on land administered by a local public agency (city, township, county), the local agency will establish the length of time that a blind may be placed on its property.

Do I need to have my name on my ground blind?

Yes. Your name and address, complete Michigan driver's license number or DNR Sportcard number must be permanently attached, etched, engraved or painted on your constructed ground blind on public land.

Hunting violations

What are the penalties for hunting violations?

Species	Fine	Jail	Revocation of license
Deer	\$1,000 per animal + additional \$1,000 if antlered AND one of the following: Eight-10 points - \$500 each point 11+ points - \$750 each point	NA	Current year + three years AND if antlered: First offense: additional two years Second offense: additional seven years
Elk and moose	\$5,000 per animal + additional if antlered. See notes 1 and 2.	Five-90 days	First offense: 15 years Second offense: life
Bear	\$3,500 per animal	Five-90 days	Current year + three years First offense: additional two years Second offense: additional seven years
Owl, eagle and hawk	\$1,000-\$1,500 per animal	NA	NA
Wild turkey	\$1,000 per animal + additional \$1,000 for bearded turkey	NA	Current year + five years
Waterfowl	\$500 per animal	NA	NA

Notes

1. Antlered elk: eight-10 points an additional \$250 each point, 11+ points an additional \$500 for each point.
2. Antlered moose: an additional \$5,000.

Tagging, processing, transportation and importation

How should I tag my deer, elk or turkey?

Immediately after killing and before field-dressing or moving a deer, elk or turkey, you must validate your kill tag and fasten it to the animal. The best way to attach a kill tag is to lay a strong piece of wire or cord across the back of the kill tag so the tag can be folded in half and to tape it in place as needed. Tie the wire or cord to the animal's antler, lower jaw or lower leg in such a manner that the tag remains securely attached. Do not stick or wrap the kill tag directly onto an antler of a deer or to the leg of a turkey. Make sure the kill tag is completely legible and visible for inspection. The kill tag must remain attached until you process or butcher the animal or until the animal is accepted for processing and recorded by a commercial processor or taxidermist. **Note:** If the antlers or head are returned to the person submitting the animal to the commercial processor, the kill tag must accompany the head or antlers.

What are the rules for transporting game?

You may transport your own and another person's lawfully taken game. You cannot destroy the identity or evidence of the sex of any bird or animal, except for processed or butchered deer, bear and elk as noted above.

If you are transporting migratory birds, one fully feathered wing must be left on the bird. If transporting another person's migratory birds, they must be tagged with the person's name, signature and home address, and the number of birds by species, dates of kill and hunting license number.

Exception: If you submit the head for bovine tuberculosis or chronic wasting disease testing, you must have the kill tag and disease tag receipt in your possession. Nonresidents may need to comply with restrictions in other states for importing game taken in Michigan.

Are there additional restrictions for transporting deer?

Yes. A deer harvested in Montcalm County in its entirety; Otisco, Orleans, Ronald or North Plains townships in Ionia County; or Nelson, Spencer, Courtland, Oakfield, Grattan or Cannon townships in Kent County cannot be possessed or transported outside of those listed areas, **unless:**

- The harvested deer is deboned meat, quarters or other parts that do not have any part of the spinal column or head attached: antlers; antlers attached to a skull or skull cap cleaned of all brain and muscle tissue; hides; upper canine teeth; or a finished taxidermist mount.
- OR the deer carcass is taken directly to a registered processor.
- AND/OR the intact deer head detached from the carcass is taken directly to a licensed taxidermist.

Can I pick up a roadkill deer?

Yes, but you must apply for a permit. You may NOT possess a carcass or parts of a roadkill deer outside of the county where the deer was killed by collision with a motor vehicle except for deboned meat, quarters or other parts of the cervid that do not have any part of the spinal column or head attached: antlers; antlers attached to the skull or skull cap cleaned of all brain and muscle tissue; hides; upper canine teeth; or a finished taxidermist mount. This is part of the DNR's efforts to respond to and manage chronic wasting disease in the state.

Roadkill salvage permit applications are available at Michigan.gov/RoadKillPermit.

Can I bring my deer, elk or moose back to Michigan from an out-of-state hunt?

You may bring only the following parts from a free-ranging or captive deer, elk, moose or other cervid hunted within another state or province into Michigan: hides, deboned meat, quarters or other parts of the cervid that do not have any part of the spinal column or head attached, finished taxidermy products, cleaned teeth, or antlers attached to a skull cap cleaned of all brain and muscle tissue. Hunters bringing an entire head, carcass or other prohibited parts into Michigan will be subject to penalties such as fines, jail time and revocation of licenses. In addition, the illegally imported cervid will be confiscated.

If you are notified by another state or province that a deer, elk, moose or other cervid you brought into Michigan tested positive for CWD, you must contact the DNR Wildlife Disease Lab within two business days (8 a.m. to 5 p.m.) at 517-336-5030 and provide details. In addition, the U.S. Department of Agriculture may have regulations on importation from Canada; contact USDA at 301-851-3300.

Can I buy or sell game?

You may not buy or sell game, except as provided by Wildlife Conservation Order 4.3, available at Michigan.gov/DNRLaws.

I process wild game. Do I need a permit?

Commercial meat processors who accept wild game for processing and storage are required to register with the DNR. Registration is free. To register, please visit Michigan.gov/WildlifePermits.

Hunting with dogs

Can I use a dog to hunt for deer or elk?

No, you may not make use of a dog in hunting deer or elk, except that a dog may be used to locate a down or mortally wounded deer or elk if the dog is kept on a leash and those in attendance do not possess a firearm, crossbow or bow. Exception: If accompanied by a licensed dog tracker, a hunter may possess a firearm, a cocked crossbow or a bow with nocked arrow, only at the time and point of kill. If the tracking is done at night, artificial lights ordinarily carried in the hand or on the person may be used. A dog that barks while tracking the deer may not be used on public lands.

What small game species can I hunt with dogs?

You may hunt rabbit, hare, squirrel, pheasant, quail, ruffed grouse, sharp-tailed grouse, and woodcock with the use of dogs. See the current year Bear Hunting, Furbearer Harvest, and Waterfowl Regulations Summaries for more information on other species that can be hunted with dogs.

When can I train my hunting dogs?

Dogs may be trained on game species that can be hunted with dogs from July 8 – April 15. This is statewide in areas open to hunting or on private land. Some lands are not open to dog training and are posted that way. The training of hunting dogs is prohibited at Sleeping Bear Dunes and Pictured Rocks national lakeshores. During the closed season of April 16 – July 7, dog training is only allowed under a special permit issued by the DNR Wildlife Division permit specialist. The only dog training permits issued during the closed season are for fox hound training in Zone 3 (see page 12) or private-land special dog training areas. For additional information on dog training or hunting with dogs, please email DNR-PermitSpecialist@michigan.gov. Visit Michigan.gov/WildlifePermits for dog training information and application forms. See the current-year Black Bear Hunting Regulations Summary for dog/bear training restrictions. For information on how to release dogs from traps or snares, go to Michigan.gov/Trapping and look under “Additional resources.”

Can I track wounded game animals with dogs?

Yes. A dog may be used to locate a down or mortally wounded deer, elk or bear if the dog is kept on a leash or the tracker can demonstrate control of the dog and those in attendance do not possess a firearm, crossbow or bow. If accompanied by a licensed dog tracker, a hunter may possess a firearm, a cocked crossbow or a bow with nocked arrow, only at the time and point of kill. For dog-tracker certification requirements, see Wildlife Conservation Order 2.1(a). Artificial lights ordinarily carried in the hand or on the person may be used. Those interested in becoming a tracker can contact the DNR Law Enforcement Division at 517-284-6000.

If my hunting dog runs on to private property, can I retrieve it?

Yes, a person not possessing a firearm, **unless previously prohibited by the landowner**, may enter on foot upon the property of another person for the sole purpose of retrieving a hunting dog. The person may not remain on the property beyond the reasonable time necessary to retrieve the dog.

If I hunt in the Upper Peninsula, should I be concerned about wolves?

Wolves will defend their territories and may attack other wolves, coyotes and domestic dogs that are in their territory. Wolf attacks on domestic dogs are relatively rare, with most wolf-dog conflicts involving dogs that are trained or used for bear hunting due to the long distances those dogs travel, noises they make and distance from humans.

How can I avoid potential problems with wolves and my dogs?

To minimize the conflict between wolves and dogs, it is best to avoid areas of recent wolf activity. Wolves will concentrate much of their activity around the den and meeting sites. These sites may vary from year to year and can change throughout the summer. Meeting sites are usually forest openings or edge areas, and often near water. They can be identified by a concentration of wolf tracks, droppings and matted vegetation. It is best to do some scouting beforehand and look for wolf sign before releasing dogs. Be especially vigilant when starting dogs from a bait site, and make sure wolves have not been using the bait. If wolf sign, particularly the sign of wolf pups, is evident, move to another area before releasing dogs. Become familiar with coyote and dog tracks so they can be correctly distinguished from wolf tracks. Consider adding bells or beepers to dog collars – this may reduce wolf attacks.

For more information, including locations where hunting dog conflicts with wolves have occurred, visit Michigan.gov/Wolves or contact the DNR Marquette Customer Service Center at 906-228-6561.

What should I do if I suspect my dog has had a conflict with a wolf?

Report all suspected wolf-dog conflicts to the DNR immediately to allow a timely investigation. **To report a dog depredation, call the Report All Poaching hotline at 800-292-7800.**

At this time the use of lethal control of wolves in the act of depredation is not authorized. Because the federal status of wolves has changed, and may continue to change, please contact a DNR office to inquire about current rules regarding lethal take of wolves if in the act of killing or wounding a dog.

Youth hunting

What is the Mentored Youth Hunting Program?

The Mentored Youth Hunting Program allows youth hunters 9 years old and younger to hunt with a mentor who is at least 21 years old, has hunting experience and possesses a valid Michigan hunting license other than an apprentice license.

What species can be harvested with a mentored youth hunting license?

The mentored youth license is a “package” license to hunt small game, waterfowl, turkey (spring and fall) and deer, trap furbearers and fish for all species. It also allows the mentored youth hunter to apply for or purchase additional licenses including antlerless deer, bear, elk and fall turkey.

A deer kill tag issued with the mentored youth license is valid for any deer in any deer management unit, except for units open during an antlerless-only season, when only an antlerless deer may be taken. Antler point restrictions do not apply. See Michigan.gov/MentoredHunting for complete rules and restrictions.

- Youth hunters 16 and younger are exempt from antler point restrictions during all deer seasons, in all regions and for all deer licenses, which also includes the four-point APR on the restricted tag. A legal buck is one with one antler 3 inches or longer.

Youth may also fur harvest on public lands and private or Commercial Forest lands. Youth residents, 8 years old or older, may obtain kill tags for bobcat, otter, marten or fisher. See the current-year Furbearer Harvest Regulations Summary for season dates and regulations for harvest of these species.

The mentored youth hunting license and kill tags will remain valid for the duration of the license year, even if the mentored youth turns 10 years old during the year.

What equipment can a mentored youth hunter use?

Youth may hunt using archery, crossbow or firearm equipment. Any hunting device possessed by a mentored youth must be sized appropriately to fit the physical abilities of the youth.

What equipment can a mentor carry in the field when mentoring?

The mentor is limited to two hunting devices (shotgun, rifle, bow or crossbow) in the field while mentoring, and the youth hunter must always be within arm’s length of the mentor. The mentor will be held responsible for all actions of the youth hunter while in the field.

What are the rules for a youth hunter 10-16 years old who has an apprentice license?

- Those who are NOT hunter safety-certified may hunt as an apprentice hunter. Apprentice hunters must always hunt with a mentor who is at least 21 years old, possesses a regular, current-year hunting license for the same game as the apprentice and is the apprentice’s parent, guardian or someone designated by the parent or guardian. See page 10.

- Apprentice youth may hunt using archery, crossbow or firearm equipment.
- Apprentice youth may hunt on public lands and private or Commercial Forest lands for small game, waterfowl, turkey, deer, bear and elk.
- Apprentice youth may also fur harvest on public lands and private or Commercial Forest lands. Youth residents, 8 years old or older, may obtain kill tags for bobcat, otter, marten or fisher. See the current-year Furbearer Harvest Regulations Summary for season dates and regulations for harvest of these species.
- Apprentice hunters are exempt from antler point restrictions during all deer seasons, in all regions and for all deer licenses, which also includes the four-point APR on the restricted tag. A legal buck is a deer with one antler 3 inches or longer.

What are the rules for a youth hunter 10-16 years old who has taken hunter safety?

Youth 10-16 years old, and who are hunter safety-certified, must be accompanied by an adult 18 years old or older to hunt, unless:

- The youth is hunting on land where a parent or guardian regularly lives.
- AND the license is not an apprentice license.

Nonresidents up to 16 years old may purchase resident and junior licenses but are not eligible to obtain kill tags for fisher, otter, marten and bobcat.

Youth hunters 16 and younger are exempt from antler point restrictions during all deer seasons, in all regions and for all deer licenses, which also includes the four-point APR on the restricted tag. A legal buck is a deer with one antler 3 inches or longer. NOTE: If the youth turns 17 during the season (or prior to it), he or she must follow APRs.

When is the youth deer hunt (Liberty Hunt)?

The Liberty Hunt is a firearm deer hunt that will take place on private or public lands statewide in Michigan open to firearm deer hunting Sept. 9-10, 2023. Youth 16 years old or younger may participate in this hunt in addition to eligible hunters with disabilities (see page 43). Youth 10-16 years old may hunt with archery equipment or a crossbow or firearm, regardless of license used. For youth 10-16 years old, valid licenses include a deer, deer combo or antlerless deer license. Hunters 9 years old and younger must be licensed through the Mentored Youth Hunting Program and accompanied by a qualified mentor. During this hunt, a deer or deer combo license may be used for an antlered or antlerless deer. Antler point restrictions do not apply. A Universal antlerless licenses or deer management assistance permit may also be used to take antlerless deer only, if issued for the area/land where hunting. During this hunt you can harvest multiple antlerless deer (one per kill tag) and only harvest ONE antlered deer. All hunters participating in this season must wear hunter orange. In areas of the Upper Peninsula where baiting is LEGAL, youth hunters participating in the Liberty Hunt may bait Sept.

Continued on page 38 ►

4-10. In the remainder of the state, youth hunters may not use bait during the Liberty Hunt.

When is the Youth Waterfowl Hunting Weekend?

The Youth Waterfowl Hunting Weekend, statewide for properly licensed youth 16 years old and younger, is Sept. 16-17, 2023. Youth 10-16 years old must have a junior base license and be accompanied by a parent, guardian or someone 18 years old or older designated by the parent or guardian. Youth hunting with a junior base apprentice license must be accompanied by an adult 21 years old or older who possesses a nonapprentice base license and waterfowl license. Youth under 10 years old must also be accompanied by an adult at least 21 years old, and the youth and adult must meet all provisions of the Mentored Youth Hunting Program. Ducks, mergansers, geese, coots and moorhens may be harvested; accompanying adults are not permitted to harvest these species during the hunt unless hunting during the September portion of the Canada goose hunting season. The daily limits and species restrictions are the same as those allowed in the regular waterfowl hunting season. See the current-year Waterfowl Hunting Regulations Summary.

Are there special draws for youth at the managed waterfowl areas?

Yes. Several areas offer opening-day afternoon youth hunts, as well as other youth priority draws during the season. Opening weekend hunts are by reservation only at several areas. Visit Michigan.gov/WetlandWonders for more information on managed waterfowl hunting areas, and Michigan.gov/Waterfowl for more details on waterfowl hunting regulations. Refer to the current-year Waterfowl Hunting Regulations Summary for youth hunting details, daily shooting hours, daily limits and species restrictions.



Hunters with disabilities

Additional resources for hunters with disabilities are available through Michigan Operation Freedom Outdoors; visit [MIOFO.org](https://michigan.gov/MIOFO) for details.

I am a Michigan veteran with a disability. Do I get a discount?

Yes. Michigan resident veterans with a disability are eligible to obtain any hunting license that does not require a separate application free of charge if at least one condition listed on page 11 is met. See the License types and fees section.

What is a disability bow permit?

Those with a temporary or permanent disability that affects their ability to use a conventional bow may apply for a disability bow permit. Disability bow permits are required for using a crossbow or modified bow during late archery season in the Upper Peninsula. A physician can automatically certify a hunter as eligible for a disability bow permit if the hunter has an amputation involving body extremities required for stable function to use conventional archery equipment or has a spinal cord injury resulting in permanent disability to the lower extremities, leaving the applicant permanently nonambulatory, or has a permanent wheelchair restriction. If none of the above criteria apply, physicians, physical therapists or occupational therapists can certify hunters who fail a functional draw test that equals 35 pounds of resistance and involves holding it for four seconds, a manual muscle test involving the grading of shoulder and elbow flexion and extension, or an impaired range-of-motion test involving the shoulder or elbow. In addition, a physician can recommend a disability bow permit for other temporary or permanent disabilities, such as neuromuscular conditions. For more information and an application, call 517-284-6057 or visit [Michigan.gov/DNRAccessibility](https://michigan.gov/DNRAccessibility).

Who qualifies for a permit to hunt from a standing vehicle?

A person who, due to injury, disease, amputation or paralysis, is permanently disabled and unable to walk, may apply for a permit to hunt from a standing vehicle. This permit allows a licensed hunter to hunt, and shoot from, a parked motor vehicle, off-road vehicle or personal assistive mobility device. Subject to all other regulations, including buck limits and antler point restrictions, this permit also entitles the holder to take a deer of either sex under any valid deer license. Visit [Michigan.gov/DNRAccessibility](https://michigan.gov/DNRAccessibility).

- **Use of off-road vehicles:** Those holding a valid permit to hunt from a standing vehicle or those hunting with disabilities while using an ORV may display an orange flag to identify themselves as hunters with disabilities. Hunters with disabilities hunting on Commercial Forest land must get landowner permission for motorized access.

Continued on page 42 ►

A STRAIGHT-UP 200-YARD HAMMER

REMINGTON INTRODUCES NEW
360 BUCKHAMMER



STRAIGHT WALL STATE LEGAL • LEVER-ACTION OPTIMIZED • **CORE-LOKT: 180GR OR 200GR**
MORE ENERGY THAN 350 LEGEND • ACCURATE & DEADLY 200 YARDS+ • GROUNDBREAKING NEW CARTRIDGE • STRAIGHT



Go big with a land loan!

Michigan's great outdoors has a lot to offer, and with a land loan from GreenStone you can enjoy it to the fullest. With affordable terms on unlimited acres, it's never been easier to hunt, camp or just get out there on your very own land.

Contact your local GreenStone team to apply today.

800-444-3276



GreenStone[®]
FARM CREDIT SERVICES



www.greenstonefcs.com

- **Use of personal assistive mobility devices (PAMD):** An individual whose disability requires use of a wheelchair or PAMD, and who has a valid permit to hunt from a standing vehicle, may use such equipment anywhere foot travel is allowed on public land. Areas that prohibit the use of motorized vehicles are not off-limits to PAMDs. Use caution where the landscape is uneven or presents other safety concerns.

I am legally blind; can I hunt with a laser-sighting device?

Yes. Legally blind hunters may use laser-sighting devices to take game, subject to all other regulations, with a firearm or crossbow if all the following conditions are met:

- The person is accompanied by a sighted person who is at least 18 years old and possesses proof of a current or previous hunting license (other than an apprentice license) or proof of successful completion of a hunter safety class.
- The legally blind person possesses the appropriate hunting license and proof of impairment in the form of a Secretary of State ID card. No permit is necessary for this accommodation.

Can I get a permit to hunt using a laser-sighting device?

Yes. Hunters with other permanent disabilities may apply to the DNR Law Enforcement Division for a permit to use a laser-sighting device with a firearm or crossbow to take game. Subject to all other regulations, a permittee may take game with the use of a laser-sighting device only if accompanied by a person who is at least 18 years old and licensed to hunt the same game (other than an apprentice license). For application information, please call 517-284-6000.

As a hunter with a disability, can I use a ground blind on public land?

Yes. Any person who has been issued a permit to hunt from a standing vehicle, a permit to hunt with a crossbow, or a Secretary of State disabled person parking permit, or who meets the disability standards set forth in the Michigan Off-Road Recreational Vehicle Law, may use a constructed ground blind on public land. A nondisabled person can assist a hunter with a disability in constructing a legal blind on public land (see note on page 30 for removal of ground blinds exemption on local public lands). If the constructed ground blind is left overnight on public land, the following conditions must be met:

- The blind is placed on public land no earlier than 10 days prior to the hunting season for which it is used and is removed at the end of the season for which it is used.
- The hunter with a disability has attached, etched, engraved or painted his or her name and address, complete Michigan driver's license number or DNR Sportcard number on the blind.
- Fasteners, if used to anchor or attach the blind, cannot penetrate the bark of a tree and must be removed with the blind.
- Branches, limbs, trees or other vegetation are not cut for shooting lanes or to construct blinds.

What is the Liberty Hunt?

The Liberty Hunt is a firearm deer hunt that takes place Sept. 9-10, 2023, statewide on private or public lands in Michigan open to firearm deer hunting. Individuals with qualifying disabilities, as stated below, may participate in this hunt in addition to youth 16 years old and younger (see page 37).

During this hunt, a deer or deer combo license may be used for an antlered or antlerless deer. Antler point restrictions do not apply. A Universal antlerless licenses or deer management assistance permit may also be used to take antlerless deer only, if issued for the area/land where hunting. During this hunt you can harvest multiple antlerless deer (one per kill tag) and only harvest ONE antlered deer. All hunters participating in this season must wear hunter orange.

What are the qualifications I must meet to participate in the Liberty Hunt?

To qualify you must fit one of the following criteria:

- Be 16 years old or younger.
- Be a veteran who has been determined to have 100% disability, or a resident rated as individually unemployable by the U.S. Department of Veterans Affairs.
- Have been issued a permit by the DNR to hunt from a standing vehicle.
- Have been issued a permit by the DNR to hunt using a laser-sighting device.
- Be blind. “Blind” means an individual who has a visual acuity of 20/200 or less in the better eye with correction, or has a limitation of his or her field of vision such that the widest diameter of the visual field subtends an angular distance not greater than 20 degrees, as determined by the Commission for the Blind.
- Be deaf. An individual is deaf as defined by section 2 of 72 PA 1978, MCL 408.202. “Deaf person” means a person who is not able to process information aurally, with or without amplification, and whose primary means of communication is visual or by receiving spoken language through other sensory input, including, but not limited to, lipreading, sign language, finger spelling or reading.

Can I bait during the Liberty Hunt?

Yes, hunters with disabilities who meet the Liberty Hunt qualifications may use bait during the Liberty Hunt. The bait may be any food type. Hunters with disabilities may begin baiting on Sept. 4 and continue through Sept. 10 for the Liberty Hunt. All bait must be removed from the bait site by the final day of the season (Sept. 10). Bait cannot be left on Commercial Forest lands unless the landowner gives permission.

Bait volume at any hunting site cannot exceed 2 gallons. Bait dispersal must be over a minimum 10-foot by 10-foot area. Bait must be scattered directly on the ground. It can be scattered by any means, including mechanical spin-cast feeders, provided that the spin-cast feeder does not distribute more than the maximum volume allowed. For more information on baiting and feeding, see pages 56 and 61-62.

What is the Independence Hunt?

The Independence Hunt is a firearm deer hunt that takes place on private lands, and some public lands requiring an access permit (contact local offices to find out if they participate), Oct. 19-22, 2023.

During this hunt, a deer or deer combo license may be used for an antlered or antlerless deer. Antler point restrictions do not apply. An antlerless deer license or deer management assistance permit may be used to take one antlerless deer only, if issued for the area/land where hunting. **The bag limit for this season is one deer.** All hunters participating in this season must wear hunter orange.

What are the qualifications I must meet to participate in the Independence Hunt?

To qualify, you must fit one of the following criteria:

- Be a veteran who has been determined to have 100% disability, or a resident rated as individually unemployable by the U.S. Department of Veterans Affairs.
- Have been issued a permit by the DNR to hunt from a standing vehicle.
- Have been issued a permit by the DNR to hunt using a laser-sighting device.
- Be blind. “Blind” means an individual who has a visual acuity of 20/200 or less in the better eye with correction or has a limitation of his or her field of vision such that the widest diameter of the visual field subtends an angular distance not greater than 20 degrees, as determined by the Commission for the Blind.
- Be deaf. An individual is deaf as defined by section 2 of 72 PA 1978, MCL 408.202. “Deaf person” means a person who is not able to process information aurally, with or without amplification, and whose primary means of communication is visual or by receiving spoken language through other sensory input, including, but not limited to, lipreading, sign language, finger spelling, or reading.

Can I bait during the Independence Hunt?

Yes, hunters with disabilities who meet the requirements listed above may use bait during the Independence Hunt. The bait may be any food type. Hunters with disabilities may begin baiting on Oct. 14 and continue through Oct. 22 for the Independence Hunt. All bait must be removed from the bait site by the final day of the season (Oct. 22). Please remember that, although you can place bait five days prior to the start of the Independence Hunt, you can only hunt over the bait during the season, Oct. 19-22. Bait cannot be left on Commercial Forest lands unless the landowner gives permission.

Bait volume at any hunting site cannot exceed 2 gallons. Bait dispersal must be over a minimum 10-foot by 10-foot area. Bait must be scattered directly on the ground. It can be scattered by any means, including mechanical spin-cast feeders, provided that the spin-cast feeder does not distribute more than the maximum volume allowed. For more information on baiting and feeding, see pages 56 and 61-62.

Pure Michigan Hunt

APPLY TODAY

for a
multi-species hunt & prize package
worth thousands!

3 WINNERS RECEIVE

elk, bear, antlerless deer,
spring & fall turkey licenses,
and first pick at
a reserved waterfowl hunt!!

\$5 PER APPLICATION



Michigan.gov/PMH



White-tailed deer hunting season dates

Deer seasons	Bag limit	Area	Season dates (dates listed may be hunted)	Notes
Deer - Liberty Hunt	1 per kill tag	See pages 37 and 43	Sept. 9-10	See "Youth hunting" (page 37) and "Hunters with disabilities" (page 43)
Deer - early antlerless firearm	1 per kill tag	See page 52 for open DMUs	Sept. 16-17	Open on private lands only
Deer - Independence Hunt	1 per hunter	See page 44	Oct. 19-22	See "Hunters with disabilities" (page 44)
Deer - archery	1 per kill tag	Statewide	Oct. 1 - Nov. 14 and Dec. 1 - Jan. 1	See "Lower Peninsula" (pages 53-55), and "Upper Peninsula" (pages 58-59), for antler point restriction regulations. For counties with an extended archery season, see page 53.
Deer - regular firearm	1 per kill tag	Statewide	Nov. 15-30	See "Lower Peninsula" (pages 53-55), and "Upper Peninsula" (pages 58-59), for antler point restriction regulations
Deer - muzzleloader	1 per kill tag	Statewide	Dec. 1-10	See "Lower Peninsula" (pages 53-55), and "Upper Peninsula" (pages 58-59), for antler point restriction regulations
Deer - late antlerless firearm	1 per kill tag	See page 52 for open DMUs	Dec. 11 - Jan. 1	Open on private lands only

DMU = deer management unit

Deer licenses

You must choose, at the time of purchase, if you want the opportunity to harvest one or two antlered deer (except DMU 117). If you want to harvest only one antlered deer, you can purchase a single deer license (one kill tag). If you want to harvest two antlered deer, you must purchase a deer combo license (two kill tags). There is a statewide limit of two antlered deer (exception: limit of ONE in DMU 117).

What kind of deer can I harvest with a deer license?

Residents and nonresidents can purchase a deer license with one kill tag for use on public and private lands. This kill tag can be used to harvest an antlered deer, an antlerless deer in the Lower Peninsula OR an antlerless deer during the archery deer season in specific Upper Peninsula deer management units. You may also choose to use this kill tag for the early/late antlerless firearm season to take an antlerless deer. If you purchased a single deer license, you may not purchase a second single deer license or the deer combo license. To see how these tags can be used in each deer season, see pages 53-55 and 58-59.

What kind of deer can I harvest with a deer combo license?

Residents and nonresidents can purchase only one deer combo license with two kill tags (regular and restricted) for use on public and private lands. These kill tags can be used to harvest an antlered deer, an antlerless deer in the Lower Peninsula OR an antlerless deer during the archery deer season in specific Upper Peninsula deer management units. You may also choose to use this kill tag for the early/late antlerless firearm season to take an antlerless deer. You can use both kill tags in the firearm seasons, both in archery or one in each season. To see how these tags can be used in each deer season, see pages 53-55 and 58-59.

What is a universal antlerless deer license?

A universal antlerless deer license entitles residents and nonresidents, to take an antlerless deer on public or private land in any deer management unit open to antlerless deer hunting in all deer seasons. No application is needed to purchase a universal antlerless deer license. Hunters of any age may purchase universal antlerless deer licenses, including youth hunters licensed under the Mentored Youth Hunting Program.

In the Upper Peninsula, antlerless deer harvest is restricted in new DMUs 351 and 352 (see page 60). To hunt in these DMUs, you are required to have an antlerless deer hunting access permit for the DMU you are hunting **AND** a universal antlerless deer license. One antlerless deer hunting access permit for the DMU you are hunting plus one universal antlerless deer license is required for each deer harvested.

How many universal antlerless deer licenses can I buy?

You may purchase up to a season limit of 10 universal antlerless deer licenses statewide.

How do I apply for an access permit to hunt antlerless deer in DMU 351 and DMU 352?

You may apply for one antlerless deer hunting access permit through the drawing (July 15 – Aug. 15), or wait to purchase a leftover antlerless deer hunting access permit after the drawing, if available.

See pages 60-61 for antlerless deer hunting access permit and deer hunting information for the Upper Peninsula.

When can I buy a leftover antlerless deer hunting access permit?

All remaining antlerless deer hunting access permits for the Upper Peninsula will be sold on a first-come, first-served basis beginning Sept. 5 at 10 a.m. Eastern Daylight Time. There is no guarantee that leftover access permits will be available. Antlerless deer hunting access permits will be sold until quotas are met for each DMU. Current leftover license and permit availability may be viewed at Michigan.gov/Deer.

What is a deer management assistance (DMA) permit?

DMA permits may be used to take antlerless deer only on the property for which they have been issued and adjacent private property with permission of the landowner. Deer taken with DMA permits do not count against a hunter's license purchase limit. DMA permits are not stand-alone licenses. You must purchase an appropriate deer license for the season in which you are hunting.

How do I apply for a reserved deer hunt access permit?

A limited number of reserved deer hunting access permits are available by lottery for the following state and federal public lands. Some hunts are restricted to hunters with disabilities; verify before you apply. Hunters may apply for a reserved deer hunting access permit at Michigan.gov/Deer from July 15 – Aug. 15 and will be selected by random drawing. It costs \$5 to apply. NOTE: This application is for an access permit only; hunters will also need a valid deer license for the season in which they are hunting. Information on these hunts and how to apply is available at Michigan.gov/Deer under "Reserved deer hunts." Contact the local area office for area-specific details.

(DMU 038 and 081) Sharonville State Game Area - 13578 Seymour Road, Grass Lake, MI 48290; 517-522-4097. All hunts are reserved for hunters with disabilities.

(DMU 273) Shiawassee National Wildlife Refuge - 6975 Mower Road, Saginaw, MI 48601; 989-777-5930. General and youth hunts available. Some hunts are reserved for individuals who are incapable of movement without the use of a mobility adaptive device.

(DMU 273) Shiawassee River State Game Area - 225 E. Spruce St., St. Charles, MI 48655; 989-865-6211 or 989-684-9141. General and youth hunts available.

Deer hunting equipment

Can I carry a firearm during archery deer season?

During the archery deer seasons, it is unlawful to possess or carry afield a pistol, revolver or other firearm while bow hunting for deer. Exception - This prohibition does not apply to the following:

- An individual who is properly licensed to hunt deer with a firearm and is in an area open to firearm deer hunting during the early and late antlerless season, Liberty Hunt, Independence Hunt and the Nov. 15-30 firearm deer hunt.
- An individual who is properly licensed to hunt deer with a firearm and is in an area open to the muzzleloading deer season in Zone 2 or Zone 3.
- Pistols carried under authority of a concealed pistol license or properly carried under authority of a specific exception from the requirement of a concealed pistol license. However, a concealed pistol license does not authorize the individual to use the pistol to take game except as provided by law.

When is the “quiet period” and what are the restrictions?

The “quiet period” is Nov. 10-14. During this time, it is unlawful to carry afield or transport any rifle (including rimfire) or shotgun if you have buckshot, slug, ball loads or cut shells. Exception: You may transport a firearm to your deer camp or to a target range during this period if the firearm is properly transported (see page 26). You also may target shoot on your own property provided there is no attempt to take game. Fur harvesters who hold a fur harvester license may carry a rimfire firearm .22-caliber or smaller while actively hunting or checking a trap line during the open season for hunting or trapping furbearing animals.

Can I use archery equipment during the firearm deer seasons?

Yes. During firearm deer season, you can use archery equipment and must follow all firearm season regulations, including the hunter orange clothing requirement.

I am hunting during a firearm deer season in the limited firearm deer zone; which equipment can I use?

In the limited firearm deer zone, all hunters afield from Nov. 15-30 and all deer hunters in this zone during other deer seasons must abide by the following firearm restrictions or use a crossbow or a bow and arrow.

- A shotgun may have a smooth or rifled barrel and may be of any gauge.
- A muzzleloading rifle or black powder handgun must be loaded with black powder or a commercially manufactured black powder substitute.
- A conventional (smokeless powder) handgun must be .35-caliber or larger and loaded with straight-walled cartridges and may be single- or multiple-shot but cannot exceed a maximum capacity of nine rounds in the barrel and magazine combined.

Continued on page 50 ►

- A firearm deer hunter may carry afield a bow and arrow, crossbow and firearm. Exception: See “Which equipment can I use during the muzzleloading deer season?” below.
- A .35-caliber or larger rifle must be loaded with straight-walled cartridges with a minimum case length of 1.16 inches and a maximum case length of 1.80 inches.
- A .35-caliber or larger air rifle or pistol must be charged only from an external, high-compression power source.

I am hunting north of the limited firearm deer zone. Which equipment can I use during firearm season?

Deer may be taken with handguns, rifles, crossbows, bows and arrows, shotguns, and muzzleloading firearms, including black powder handguns. It is legal to hunt deer north of the limited firearm deer zone with any caliber of firearm except a .22-caliber or smaller rimfire (rifle or handgun). During the firearm deer seasons, a firearm deer hunter may carry afield a bow and arrow, crossbow and firearm. Exception: See “Which equipment can I use during the muzzleloading deer season?” below.

Which equipment can I use during the muzzleloading deer season?

If you are hunting deer with a muzzleloading firearm during the muzzleloading deer season in Zones 1** and 2, you may only possess, carry afield or take a deer with a crossbow, muzzleloading rifle, muzzleloading shotgun or black-powder pistol, loaded with black powder or a commercially manufactured black-powder substitute.

**** In the Upper Peninsula, only certified hunters with a disability may use a crossbow or a modified bow during the muzzleloading season.**

In Zone 3, which equipment can I use during the muzzleloading deer season?

In Zone 3, and Oceana, Newaygo, Mecosta, Muskegon, Isabella, Midland and Bay counties, you can use all legal firearms. If you are hunting in the limited firearm deer zone, you must follow equipment requirements for that zone.

Mandatory deer harvest reporting.

Report your deer within 72 hours of harvest or before you transfer possession. Learn more about deer harvest reporting requirements at Michigan.gov/Deer.

Report your deer harvest at Michigan.gov/DNRHarvestReport.

If you have questions about reporting your harvest or need assistance, please call 517-284-WILD (9453) or your local DNR Customer Service Center (see pg 5) during normal business hours.

NOTE: Hunters who wish to submit a deer head for TB or CWD testing must first report their harvest. Heads will not be accepted without a harvest report. For more questions and answers specific to deer harvest reporting see page 74.

Deer diseases

Where has chronic wasting disease (CWD) been found in Michigan?

Since the initial finding of CWD on May 20, 2015, free-ranging deer in Clinton, Dickinson, Eaton, Gratiot, Hillsdale, Ingham, Ionia, Isabella, Jackson, Kent and Montcalm counties have been positively confirmed with CWD. Please visit Michigan.gov/CWD for more information on CWD and the latest news and testing updates. See pages 56-57 and 61-62 for important regulations pertaining to CWD.

Can I get my deer tested for CWD?

CWD testing will be available on a limited basis for areas with active surveillance goals. Carcasses from deer with CWD-like symptoms will be accepted statewide, year-round. Please be aware that test results may take at least one month to receive. Once they are available, testing results will be posted at Michigan.gov/DNRLab. For all other areas, hunters who wish to have their deer tested for CWD can submit to partnering U.S. Department of Agriculture-approved laboratories for a fee. Visit Michigan.gov/CWD and click on “Get my deer tested” for instructions.

Does the DNR test deer for bovine tuberculosis (TB)?

Yes, the DNR works in partnership with the Michigan Department of Agriculture and Rural Development and the U.S. Department of Agriculture to establish surveillance goals in order to detect changes in the occurrence of bovine TB in free-ranging white-tailed deer. Head submission by hunters is critical to meeting these goals and managing the disease in deer and cattle. While deer heads are accepted statewide for TB testing, active surveillance is taking place in Alcona, Alpena, Cheboygan, Crawford, Iosco, Montmorency, Ogemaw, Oscoda, Otsego, Presque Isle and Roscommon counties. Testing deer from these counties is critical to meeting our goals and managing the disease in deer and cattle. If you observe TB-like lesions in the chest cavity of any deer, the entire carcass should be submitted for testing.

Go to Michigan.gov/DeerCheck to find check station and drop-box locations and hours.

To learn more about bovine TB in Michigan, visit Michigan.gov/BovineTB. You may check your deer or elk TB lab results at Michigan.gov/DNRLab.

What is epizootic hemorrhagic disease (EHD)?

EHD is an acute, infectious, often fatal disease contracted by wild ruminants but most commonly affecting white-tailed deer. For more information, visit Michigan.gov/EHD.

Lower Peninsula deer hunting

Early and late antlerless firearm season

You may use a universal antlerless deer license or a deer management assistance permit valid for that parcel. A deer license or deer combo license may also be used to take antlerless deer only. A deer kill tag issued under the mentored youth license must be used to harvest an antlerless deer during the antlerless-only seasons. **All hunters are required to wear hunter orange and must have permission from the landowner or leaseholder before hunting on private land.**

Early antlerless firearm season: Sept. 16-17

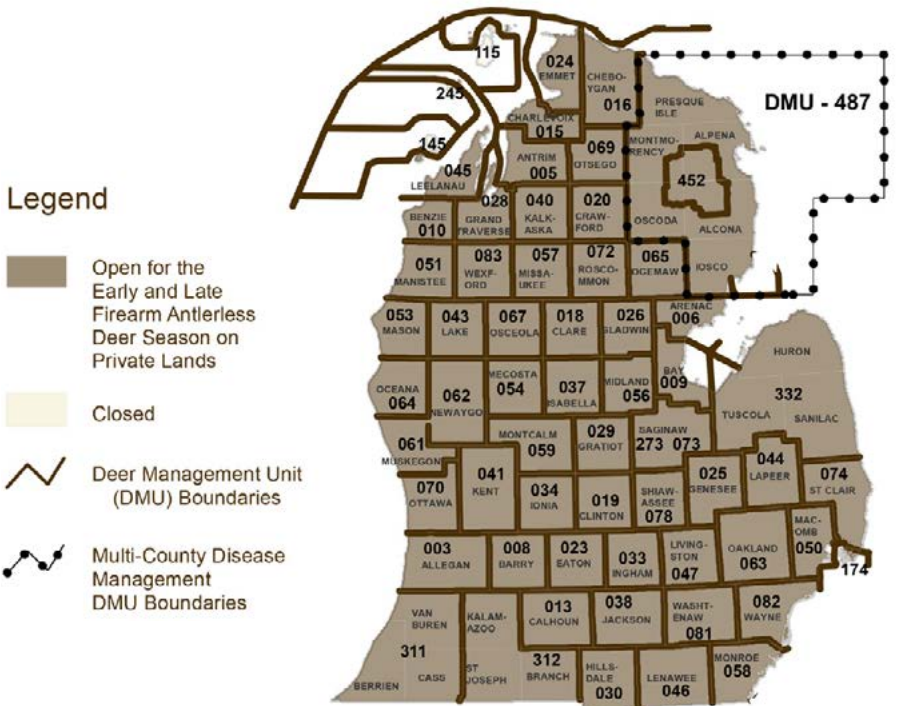
Open on **private lands** only.

- All of the Upper Peninsula is CLOSED to the early antlerless firearm season.

Late antlerless firearm season: Dec. 11, 2023 – Jan. 1, 2024

Open on **private lands** only.

- All of the Upper Peninsula is CLOSED to the late antlerless firearm season.



Is there an extended archery deer season for Macomb, Oakland and Wayne counties?

Yes, the archery season extends until Jan. 31 for Macomb, Oakland, and Wayne counties to manage ongoing human-deer conflicts. A deer license, deer combo license or antlerless deer license are valid during the extended season. All rules and regulations for the archery season apply. See “Deer hunting equipment” on page 49.

Are there locations that offer special deer hunts?

Yes. They include:

Fort Custer Training Center - Information on hunts sponsored by the training center can be found at FortCusterHunt.org.

Harsens Island - Contact the St. Clair Flats DNR Wildlife Field Office at 3857 Columbine Road, Harsens Island, MI 48028; 810-748-9504.

Nayanquing Point Wildlife Area - Contact the DNR Field Office at 1570 Tower Beach Road, Pinconning, MI 48650; 989-697-5101.

(DMU 145) Fish Point Wildlife Area - Contact the DNR Field Office at 7750 Ringle Road, Unionville, MI 48767; 989-674-2511.

North Manitou Island Hunts – Deer hunt dates are Oct. 29 – Nov. 5. A park hunting permit is required. For application and hunting information, contact the park headquarters, Sleeping Bear Dunes National Lakeshore, 9922 Front St., Empire, MI 49630; 231-326-4741, or see NPS.gov/SLBE for more information.

(DMU 245) South Fox Island Deer Hunting - You do not need to obtain a special permit to hunt deer on South Fox Island. The archery season is Oct. 1-28 and firearm season is Oct. 29 - Nov. 26. Antlered deer must have at least one antler 3 inches or longer. Contact the DNR Cadillac Customer Service Center at 8015 Mackinaw Trail, Cadillac, MI 49601; 231-775-9727.

Lower Peninsula antler point restrictions

Antlered: A deer having at least one antler that extends 3 inches or more above the skull.

Antlerless: A deer without antlers, or antlers extending less than 3 inches above the skull.

Antler point restriction (APR): A tool used to protect an age class of bucks from being harvested in order to graduate them to the next age class by allowing hunters to harvest only bucks with a certain number of antler points on a side.

APRs vary throughout the state based on the type of deer license and the hunting location. Use the map and chart on these two pages to find the APR for your desired hunt.

1. On the map, page 54, locate the DMU(s) you wish to hunt.
2. Match the color of your desired DMU(s) to the color(s) in the charts on page 55 to see the type of deer you may harvest in each season based on your license.

Antler point restriction key



Antlerless Deer



3 or more points* on one side



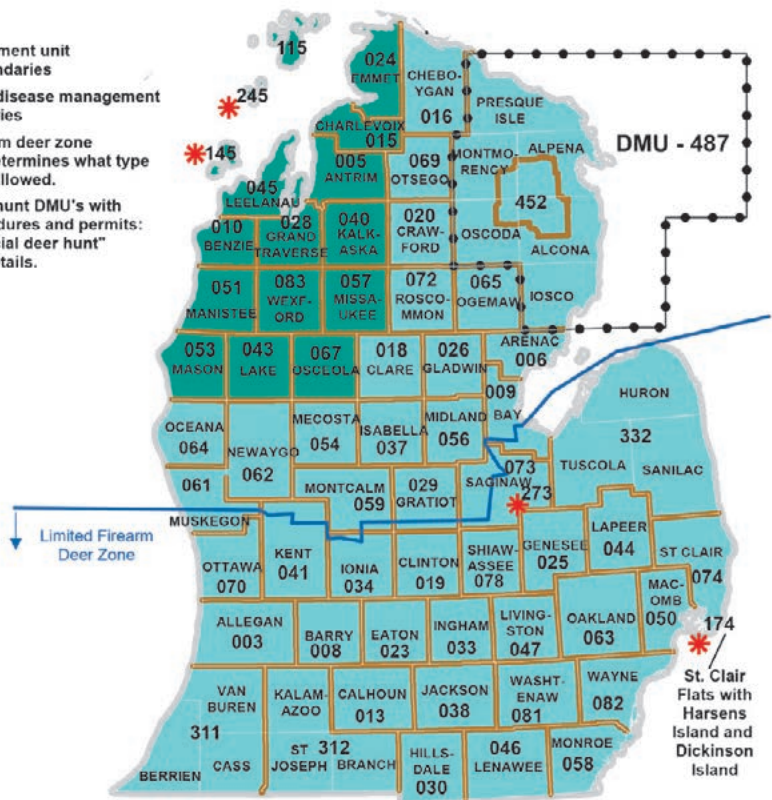
At least one antler
3 inches or longer



4 or more points* on one side





































*A legal point must be at least 1 inch long as measured from its tip to the nearest edge of the antler beam.

- Deer management unit (DMU) boundaries
- Multi-county disease management DMU boundaries
- Limited firearm deer zone boundary - determines what type of firearm is allowed.
- Special deer hunt DMU's with unique procedures and permits: see the "Special deer hunt" section for details.



Upper Peninsula APRs,
see pages 58-59.

Visit Michigan.gov/Deer for an interactive map of deer management units.

		Seasons		
		Archery	Firearm	Muzzleloader
Deer license		 or 	 or 	 or 
Deer combo license	Regular tag	 or 	 or 	 or 
	Restricted tag	 or 	 or 	 or 
Deer license		 or 	 or 	 or 
Deer combo license	Regular tag	 or 	 or 	 or 
	Restricted tag	 or 	 or 	 or 

Youth hunters 16 and younger and apprentice license holders are exempt from antler point restrictions in all seasons, in all deer management units and under all licenses, which also includes the four-point APR on the restricted tag. A legal buck is one with one antler 3 inches or longer.

NOTE: If the youth turns 17 during the season (or prior to it), he or she must follow APRs.

Can I tag an antlerless deer with my deer license or deer combo license?

Yes, antlerless deer may be taken on the deer license or deer combo license during the archery, firearm and muzzleloader seasons in all Lower Peninsula deer management units. This is applicable on both public and private lands. Additionally, antlerless deer may be taken on a deer license or deer combo license during both the early and late antlerless seasons in the Lower Peninsula.

Can I bait for deer?

No, **BAITING AND FEEDING IS BANNED IN THE ENTIRE LOWER PENINSULA**. This includes both public and private lands.

Exception: During the Liberty and Independence hunts only, hunters with disabilities who meet specific requirements may use bait in areas where baiting is banned. See the “Hunters with disabilities” section.

Can you define “bait” and “feed” for me?

Bait means a substance intended for consumption by deer composed of grains, minerals, salt, fruits, vegetables, hay or any other food materials used as an aid in hunting.

Feed means a substance composed of grain, mineral, salt, fruit, vegetables, hay or other food material that may attract deer or elk for any reason other than hunting.

Can I use food-scented oils, wicks or urine-based scents to attract deer?

You can use food-scented materials — whether composed of natural or synthetic materials — made inaccessible for consumption by deer and placed in a manner to prohibit physical contact with deer. (Examples: oil-based attractants, scented wicks, etc.)

Can I possess or use natural cervid urine lures and attractants?

You may not possess or use lures or attractants in an area frequented by game that contain or claim to contain cervid urine or other bodily fluids originating from cervids, except for products produced by manufacturers that are actively enrolled and participating in either the official Responsible Hunting Scent Association or Archery Trade Association Deer Protection Program, which have been tested for the presence of chronic wasting disease by a qualified laboratory and certified that no detectable levels of chronic wasting disease are present and are clearly labeled as such.

Can I plant a food plot to attract deer?

Yes, on private land. You may not construct or maintain a food plot or artificial garden to attract wildlife on public lands. Food plots are naturally occurring foods, standing agricultural crops or food placed as a result of using normal agricultural practices and are not considered to be bait or feed.

Are there restrictions for moving my deer after harvest?

Yes, depending on where the deer was harvested. See transportation rules and additional restrictions for moving deer on pages 32-33 for more information.

Can I bring my deer to a deer check station?

Yes, but check station locations and hours of operation are reduced this year and into the future as data collection techniques have changed and have become more efficient than traditional check stations. Drop-box locations and participating cooperators such as taxidermists and processors are available for hunters wishing to submit their deer's head for testing. Visit Michigan.gov/DeerCheck for check station locations and hours of operation.

Can I get my deer tested for chronic wasting disease (CWD)?

CWD testing will be available on a limited basis for areas with active surveillance goals. Hunters outside of these areas can submit heads to a participating U.S. Department of Agriculture-approved lab for a fee. See the "Deer diseases" section on page 51 or visit Michigan.gov/CWD for more information.

Can I get my deer tested for bovine tuberculosis?

Yes. Head submission by hunters is critical in meeting surveillance quotas and managing the disease in deer and cattle, and deer are accepted from anywhere in the state. Hunters are also asked to submit deer carcasses with chest lesions suspicious for TB from anywhere in the state. While deer heads are accepted statewide for TB testing, active surveillance is taking place in Alcona, Alpena, Cheboygan, Crawford, Iosco, Montmorency, Ogemaw, Oscoda, Otsego, Presque Isle and Roscommon counties.

Go to Michigan.gov/DeerCheck to find check station and drop-box locations and hours. To learn more about bovine TB in Michigan, visit Michigan.gov/BovineTB. Hunters may check their deer or elk TB lab results at Michigan.gov/DNRLab.

Upper Peninsula deer hunting

Antlered: A deer having at least one antler that extends 3 inches or more above the skull.

Antlerless: A deer without antlers, or antlers extending less than 3 inches above the skull.

Antler point restriction (APR): A tool used to protect an age class of bucks from being harvested in order to graduate them to the next age class by only allowing hunters to harvest bucks with a certain number of antler points on a side.

APRs vary throughout the state based on the type of deer license and the hunting location. Use the map and chart on these two pages to find the APR for your desired hunt.

Antler point restriction key



Antlerless Deer



3 or more points* on one side



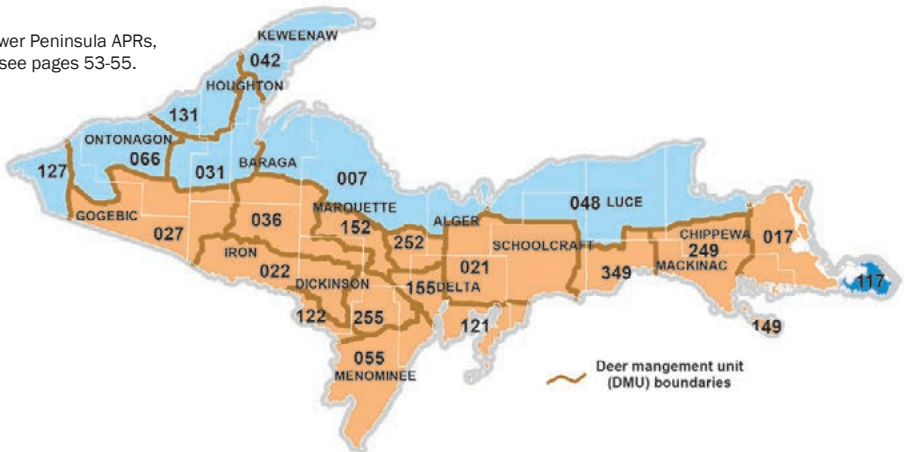
At least one antler
3 inches or longer



4 or more points* on one side

*A legal point must be at least 1 inch long as measured from its tip to the nearest edge of the antler beam.

Lower Peninsula APRs,
see pages 53-55.



Visit Michigan.gov/Deer for an interactive map of deer management units.

		Seasons		
		Archery	Firearm	Muzzleloader
Deer license				
Deer combo license	Regular tag			
	Restricted tag			
Deer license		or		
Deer combo license	Regular tag	or		
	Restricted tag	or		
Deer license		or		
Deer combo license	Regular tag	or		
	Restricted tag	or		

DMU 117 has a limit of ONE antlered deer.

Youth hunters 16 and younger and apprentice license holders are exempt from antler point restrictions in all seasons, in all deer management units and under all licenses, which also includes the four-point APR on the restricted tag. A legal buck is one with one antler 3 inches or longer.

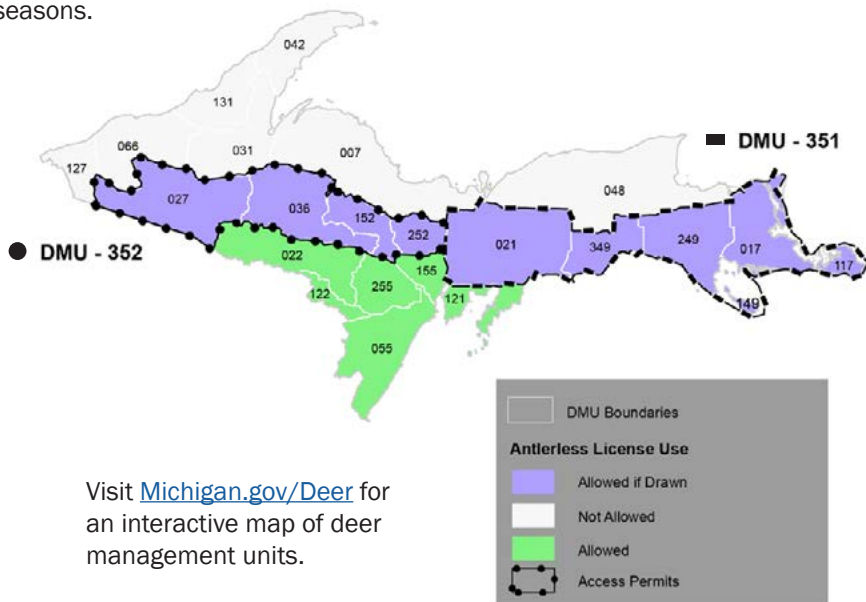
NOTE: If the youth turns 17 during the season (or prior to it), he or she must follow APRs.

Where can I hunt with my antlerless deer license in the Upper Peninsula?

If you are hunting in the Upper Peninsula with a universal antlerless deer license, you may pursue antlerless deer in the southernmost deer management units: DMUs 022, 122, 255, 055, 155 and 121 – see map below.

In the Upper Peninsula, antlerless deer harvest is restricted in new deer management units 351 and 352 (see map below). DMU 351 includes DMUs 021, 349, 249, 149, 017 and 117. DMU 352 includes DMUs 027, 036, 152, 252 and 121.

To hunt in these DMUs, you are required to have an antlerless deer hunting access permit for the DMU you are hunting **AND** a universal antlerless deer license. One antlerless deer hunting access permit for the DMU you are hunting plus one universal antlerless deer license are required for each deer harvested. Universal antlerless licenses are valid on public and private lands in all deer seasons.



How do I apply for an antlerless deer hunting access permit to hunt antlerless deer in DMU 351 and DMU 352?

A limited number of Upper Peninsula antlerless deer hunting access permits will be available by drawing. For 2023, DMUs 351 and 352 will each have a quota of 1,000 access permits. Permits are free, but there is a cost of \$5 to apply for the drawing.

You can apply for one antlerless deer hunting access permit from July 15 – Aug. 15, choosing either DMU 351 or 352 (not both) on your application.

Drawing results will be posted Aug. 28.

Any leftover antlerless deer hunting access permits will go on sale Sept. 5 at

10 a.m. on a first-come, first-served basis until quotas are met. There is no guarantee that leftover access permits will be available.

Apply at [Michigan.gov/DNRLicenses](https://www.michigan.gov/DNRLicenses).

Can I use a crossbow after Nov. 30 in the Upper Peninsula?

No, hunters in the Upper Peninsula may not use a crossbow or a modified bow during the Dec. 1 - Jan. 1 late archery deer season and December muzzleloader deer season, unless the hunter is disabled and has a crossbow permit or special permit to take game with a modified bow. Any licensed hunter may use a crossbow during the early archery deer season in the Upper Peninsula (Oct. 1 - Nov. 14).

Can I bait for deer in the Upper Peninsula?

Yes. The following baiting regulations apply:

- Baiting may occur only from Sept. 15 - Jan. 1.
- Bait volume at any hunting site cannot exceed 2 gallons. Bait dispersal must be over a minimum 10-foot by 10-foot area.
- Bait must be scattered directly on the ground. It can be scattered by any means, including mechanical spin-cast feeders, provided that the spin-cast feeder does not distribute more than the maximum volume allowed.
- To minimize exposure of deer to diseases that may be present, the DNR recommends not placing bait or feed repeatedly at the same point on the ground, and only baiting when actively hunting.

Can I feed deer in the Upper Peninsula?

Yes. You can feed the deer when following the rules for recreational or supplemental feeding. Please visit [Michigan.gov/Deer](https://www.michigan.gov/Deer) for feeding regulations.

Can you define “bait” and “feed” for me?

Bait means a substance intended for consumption by deer composed of grains, minerals, salt, fruits, vegetables, hay or any other food materials used as an aid in hunting.

Feed means a substance composed of grain, mineral, salt, fruits, vegetables, hay or other food material that may attract deer or elk for any reason other than hunting.

Can I use food-scented oils, wicks or urine-based scents to attract deer?

Yes. You can use food-scented materials — whether composed of natural or synthetic materials — made inaccessible for consumption by deer and placed in a manner to prohibit physical contact with deer. (Examples: oil-based attractants, scented wicks, etc.)

Can I possess or use natural cervid urine lures and attractants?

You may not possess or use lures or attractants in an area frequented by game that contain or claim to contain cervid urine or other bodily fluids originating from cervids, except for products produced by manufacturers that are actively enrolled and participating in either the official Responsible Hunting Scent Association or

Archery Trade Association Deer Protection Program, which have been tested for the presence of chronic wasting disease by a qualified laboratory and certified that no detectable levels of chronic wasting disease are present and are clearly labeled as such.

Can I plant a food plot to attract deer?

Yes, on private land. You may not construct or maintain a food plot or artificial garden to attract wildlife on public lands. Food plots are naturally occurring foods, standing agricultural crops or food placed as a result of using normal agricultural practices and are not considered to be bait or feed.

If I'm hunting in the Upper Peninsula, can I bait for deer? Yes, in the Upper Peninsula, the following baiting regulations apply:

- Baiting may occur only from Sept. 15 - Jan. 1.
- Bait volume at any hunting site cannot exceed 2 gallons. Bait dispersal must be over a minimum 10-foot by 10-foot area.
- Bait must be scattered directly on the ground. It can be scattered by any means, including mechanical spin-cast feeders, provided that the spin-cast feeder does not distribute more than the maximum volume allowed.
- To minimize exposure of deer to diseases that may be present, the DNR recommends not placing bait or feed repeatedly at the same point on the ground, and only baiting when actively hunting.

If I am in the Upper Peninsula, can I feed the deer?


In the rest of the Upper Peninsula, you can feed the deer when following the rules for recreational or supplemental feeding. Please visit Michigan.gov/Deer for feeding regulations.

Can I bring my deer to a deer check station?

Yes, but check station locations and hours of operation are reduced this year and into the future as data collection techniques have changed and have become more efficient than traditional check stations. Drop-box locations and participating cooperators such as taxidermists and processors are available for hunters wishing to submit their deer's head for testing. Visit Michigan.gov/DeerCheck for check station locations and hours of operation.

Can I get my deer tested for chronic wasting disease (CWD)?

CWD testing will be available on a limited basis for areas with active surveillance goals. Hunters outside of these areas can submit heads to a participating U.S. Department of Agriculture-approved lab for a fee. See the "Deer diseases" section on page 51 or visit Michigan.gov/CWD for more information.



Season dates and bag limits

Species	Bag limit	Area	Season dates (dates listed may be hunted)	Notes
Cottontail rabbit and/or snowshoe hare	Daily: 5 Possession: 10	Statewide	Sept. 15 – March 31	
Crow	No limit	Statewide	Aug. 1 – Sept. 30 and Feb. 1 – March 31	
Pheasant (male only)	Daily: 2 Possession: 4	Zone 1* Zone 2 and 3 Zone 3**	Oct. 10–31 Oct. 20 – Nov. 14 Dec. 1 – Jan. 1	*Zone 1 – see page 69 **Zone 3 – see page 69
Quail	Daily: 5 Possession: 10	See page 66	Oct. 20 – Nov. 14	Special rules for Ionia and Highland field trial areas. See “State parks and recreation areas” on page 18.
Ruffed grouse	Daily: 5 Possession: 10 Daily: 3 Possession: 6	Zone 1 and 2 Zone 3	Sept. 15 – Nov. 14 and Dec. 1 – Jan. 1	
Sharp-tailed grouse	Daily: 2 Possession: 4 Season limit: 6	Zone 1, see page 70	Oct. 10-31	
Squirrel, fox and/or gray (black phase included)	Daily: 5 Possession: 10	Statewide	Sept. 15 – March 31	
Woodcock	Daily: 3 Possession: 9	Statewide	Sept. 15 – Oct. 29	Shotguns must be plugged so they are capable of holding no more than three shells. See page 66 for stamp and HIP requirements.

Definitions:

Daily bag limit means the maximum number of game birds or animals of a single species, or combination of species, permitted to be taken by one person in any one day during the open season.

Possession limit means the maximum number of game birds or animals of a single species, or a combination of species, permitted to be possessed by any one person when lawfully taken in Michigan.

Year-round hunting and trapping seasons 2023-2024

Ground squirrel (includes chipmunk), porcupine, red squirrel and Russian boar may be hunted and trapped, and feral pigeon, house sparrow, starling and woodchuck may be hunted, year-round, statewide with a valid base license. For more information on Russian boar, see page 72. For more information on furbearing species, see the current-year Furbearer Harvest Regulations Summary.

Mitigating damage caused by wildlife

Cottontail rabbit, fox squirrel, gray squirrel, ground squirrel, red squirrel, and woodchuck may be taken year-round, using all legal hunting and trapping methods for those species as permitted by law, on private property without a license or written permit when doing, or physically present where they could imminently cause, damage. Damage means physical harm to forest products, roads, dams, buildings, orchards, apiaries, livestock and horticultural or agricultural crops. For additional information (including additional trapping methods for small game species), please see Wildlife Conservation Order section 5.56. For more information on furbearing species, see the current-year Furbearer Harvest Regulations Summary

Crow, house sparrow and starling may be taken if doing or about to do damage to private property or committing or about to commit depredations. A license or written permit is not needed.

Small game and upland game birds

What species can I hunt with my base license?

A base hunting license entitles you to hunt rabbit, hare, squirrel (fox and gray, (black phase included), pheasant (a pheasant license may be required; see page 67), ruffed grouse, sharp-tailed grouse (a free sharp-tailed grouse stamp is required), woodchuck, woodcock (a free woodcock stamp is required), snipe (a free HIP endorsement is required), coot (a free HIP endorsement is required), rail (a free HIP endorsement is required), quail, crow, coyote (see current-year Furbearer Harvest Regulations Summary) and waterfowl (with a federal waterfowl stamp and Michigan waterfowl hunting license, if 16 years old or older) during the open season for each species. A base license is required to hunt small game on your own enclosed farmlands where you live (see page 65 for damage control exemptions). Nonresidents may choose to purchase the three-day or seven-day small game license instead of an annual base license.

Do I need a Michigan waterfowl hunting license?

All waterfowl hunters 16 years old and older must purchase a Michigan waterfowl hunting license in addition to a valid base license, including those hunting on their own enclosed farmlands. Purchase of a waterfowl license includes registration with the federal Migratory Bird Harvest Information Program (HIP). Youth waterfowl hunters under 16 years old do not need a waterfowl license but must still register with HIP. For all waterfowl hunting information, see the current-year Waterfowl Hunting Regulations Summary.

Where can I hunt for quail?

Quail may be hunted in Branch, Calhoun, Clinton, Eaton, Genesee, Gratiot, Hillsdale, Huron, Ingham, Ionia, Jackson, Kent, Lapeer, Lenawee, Livingston, Macomb, Monroe, Montcalm, Oakland, Saginaw, St. Clair, St. Joseph, Sanilac, Shiawassee, Tuscola, Washtenaw and Wayne counties. All other counties are closed to quail hunting. See the “State parks and recreation areas” section, page 18, for the restrictions at Highland and Ionia recreation areas.

Do I need a woodcock stamp?

Yes, all woodcock hunters must have a valid base license and a free woodcock stamp, available from all license agents, online at [Michigan.gov/DNRLicenses](https://www.michigan.gov/DNRLicenses) or on the DNR Hunt Fish app. The woodcock stamp includes registration with the federal Migratory Bird Harvest Information Program.

What is the HIP endorsement?

The Harvest Information Program (HIP) is a cooperative effort between state wildlife agencies and the U.S. Fish and Wildlife Service. It was implemented to improve knowledge about the harvest of migratory game birds. Any person who hunts migratory game birds in Michigan is required to register with the HIP and

answer several questions about their hunting experience during the previous year. The HIP provides the USFWS with a national registry of potential migratory bird hunters from which they could select participants for federal harvest surveys.

Hunters will be asked HIP survey questions about their migratory bird harvest during the previous year, and the HIP endorsement “Migratory Bird Hunter” will be printed on their woodcock stamp and waterfowl license. A current-year HIP endorsement must be carried when hunting migratory birds (woodcock, ducks, geese, snipe, rails, etc.).

I harvested a migratory bird with a band. Do I report it?

Yes, hunters can promote sound management by promptly reporting all banded birds harvested, including date and location taken. This information is used to determine annual survival, migration routes and contribution to the state harvest from different breeding grounds. To report bands, go online to [ReportBand.gov](https://www.dnr.state.mi.us/hunting/ReportBand.asp).

Do I need a license to hunt on a game bird hunting preserve?

No, a hunting license is not required to hunt farm-raised game birds on a licensed game bird hunting preserve. However, to take wild game species on a game bird hunting preserve, hunters must have all appropriate licenses, including a federal duck stamp if applicable, and follow state laws governing the hunting of each species.

Do I need a license to hunt pheasant?

A \$25 license is required for all hunters 18 years old and older to hunt pheasants on any public land in the Lower Peninsula or on lands enrolled in the Hunting Access Program.

People who **do not** need a pheasant license:

- Private-land pheasant hunters.
- Hunters on public lands in the Upper Peninsula.
- Lifetime license holders.
- Hunters 17 years old and younger.
- Those only hunting pheasant at a game bird hunting preserve.

The new law, Public Act 262 of 2020, requiring the public-land pheasant hunting license has a sunset date of Jan. 1, 2026.

Will there be any pheasant releases in 2023?

Yes. This year, pheasants will be released on 13 state game/wildlife areas throughout southern Michigan. Fall releases will occur from Oct. 20 to Nov. 14th. Some locations will have additional releases in December.

Locations:

1. Cass City (Tuscola County) – fall and December release.
2. Cornish (Van Buren County) – fall release only.

Continued on page 68 ►

3. Crane Pond (Cass County) – fall release only.
4. Crow Island (Bay and Saginaw counties) – fall and December release.
5. Dansville (Ingham County) – fall and December release.
6. Erie (Monroe County) – fall and December release.
7. Lapeer (Lapeer County) – fall and December release.
8. Leidy Lake (St. Joseph County) – fall and December release.
9. Pinconning (Bay County) – fall release only.
10. Pte. Mouille (Monroe and Wayne counties) – fall and December release.
11. Rose Lake (Clinton and Shiawassee counties) – fall and December release.
12. Stanton (Montcalm County) – fall and December release.
13. St. Johns Marsh (St. Clair County) – fall and December release.

Will there be any recruitment or “learn to hunt pheasant” events in 2023?

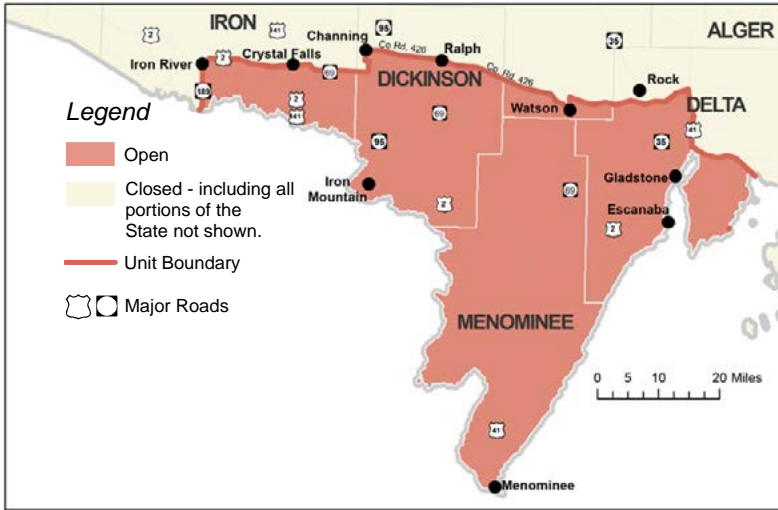
At the time this regulations summary was printed, it was unknown if pheasant releases for pheasant hunting recruitment activities would be able to occur in 2023. If available, event dates and registration details will be posted at Michigan.gov/SmallGame.



Where can I hunt for pheasants in Zone 1?

The area open to pheasant hunting Oct. 10-31 in Zone 1 (U.P.) includes all of Menominee County and portions of Delta, Dickinson, Iron and Marquette counties. See Michigan.gov/DNRLaws for the complete detailed definition of these and other unit boundaries.

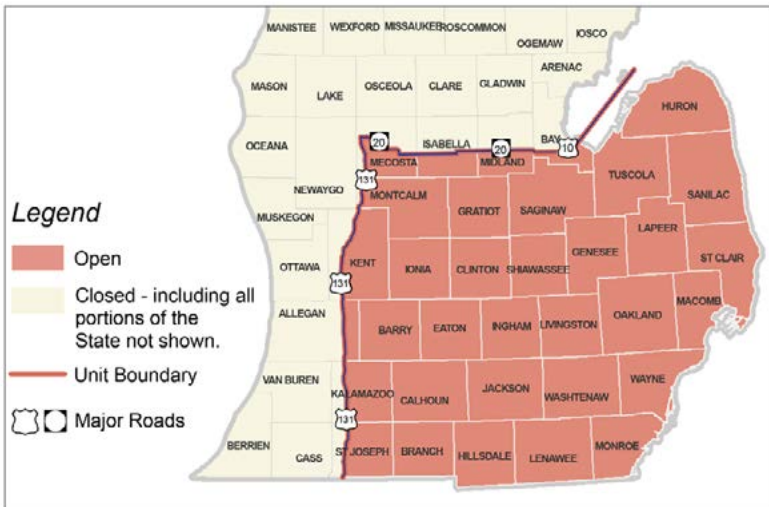
Zone 1 (UP) pheasant management unit: Oct. 10-31



Where can I hunt for pheasants in Zone 2?

Zones 2 and 3 (the Lower Peninsula) are open to pheasant hunting Oct. 20 - Nov. 14. The area shown below is open to pheasant hunting Dec. 1 - Jan. 1 for the taking of male pheasants.

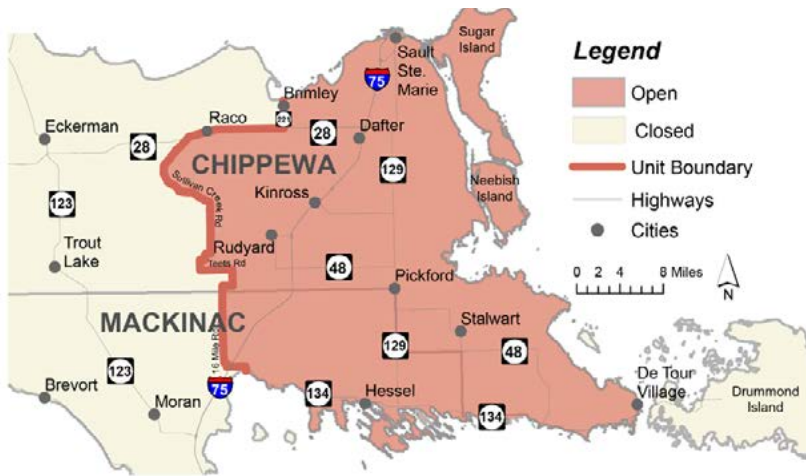
December pheasant management unit: Dec. 1- Jan. 1



Where can I hunt for sharp-tailed grouse?

The area open to sharp-tailed grouse hunting Oct. 10-31 in Zone 1 (U.P.) includes the area shown below. Visit the DNR website for the complete detailed definition of this boundary. A free sharp-tailed grouse stamp, available from all license agents or online at Michigan.gov/DNRLicenses, is required in addition to a valid base license for those hunting sharp-tailed grouse.

Sharp-tailed grouse management unit



Small game equipment

Can I hunt for small game during the Nov. 10-14 quiet period?


Yes, small game hunters may carry a shotgun with shotshells but cannot possess buckshot, slugs, ball loads or cut shells, during this time.

Can I use a slingshot to hunt small game?

Yes, you can use a slingshot for small game hunting.

What is the shell capacity for shotguns when hunting woodcock and other migratory birds?

All shotguns used for migratory game birds (including woodcock) must be plugged so the total capacity of the shotgun does not exceed three shells.



Protected wildlife and live animal restrictions

Which wildlife species are protected?

- Eagles, hawks, owls, spotted fawns, spruce grouse, flying squirrels, wolverines, lynx, moose, cougars, cub bears and sow bears accompanied by cubs may not be taken at any time. All nongame birds are protected, except starlings, house sparrows and feral pigeons.
- You may not shoot reptiles, amphibians and songbirds with a firearm (including spring-, air- or gas-propelled).
- You may not harm or harass a deer, bear or elk when it is swimming in a stream, river, pond, lake or other body of water.

If I wound or kill an animal, do I have to include it as part of my daily bag?

Yes. You may not kill or wound any game without making a reasonable attempt to retrieve the animal and include it in the daily bag.

Can I possess a live wild animal?

No, it is unlawful to possess live game or protected animals taken from the wild except under a permit issued by the DNR. Visit Michigan.gov/WildlifePermits.

Can I bring a live wild animal into Michigan?

No, it is unlawful to bring a live raccoon, skunk, wild rabbit or hare, Russian boar, wild turkey or wild turkey hybrid or its eggs, or a mute swan or its eggs into Michigan. It is unlawful to import or possess a threatened or endangered species without an approved permit from the DNR permit specialist.

Do I need a permit to rehabilitate an injured animal?

Yes, a permit is required to rehabilitate a wild animal in Michigan. It is unlawful to possess a live bat, bear, skunk, mute swan, Russian boar, moose or elk. For additional information on regulations regarding the rehabilitation of deer, please email DNR-PermitSpecialist@Michigan.gov.

Can I shoot a Russian boar?

Yes, Russian boar can be taken on public land by anyone possessing a valid hunting license or a concealed pistol license, or on private land with the landowner's permission. For more information on how to identify Russian boar sign, go to Michigan.gov/FeralSwine. Hunters are encouraged to report all Russian boar seen or taken at Michigan.gov/FeralSwine or by calling 517-284-4725.

Can I shoot a deer with ear tags?

Yes, deer with ear tags may be taken following all applicable deer hunting regulations. All exotic cervids, including all white cervids, that do not bear visible identification and are found outside of a fence of a cervidae facility for more than 48 hours may be taken by hunting year-round if the individual has a valid hunting license. To report escaped cervids, call 517-284-9453.

Can I shoot an albino or piebald deer?

Yes, albino and piebald deer may be taken following all applicable deer hunting regulations.

Wildlife diseases

What should I do if I see sick wildlife?

Please report any sightings of sick or dead wildlife at Michigan.gov/WildlifeDisease.

Should I be concerned about lead in game meat?

Wildlife shot with bullets or pellets containing lead can have particles of lead remaining in the meat, some too small to be seen or felt. Lead can be harmful to humans and wildlife, even in very low amounts. If you have questions about the health effects of lead exposure from lead shot or lead fragments, call the DNR Wildlife Disease Lab at 517-336-5030 or find information at Michigan.gov/WDM. You may also contact the Michigan Department of Health and Human Services at 1-800-648-9642 or visit Michigan.gov/MDHHS.

Where has dioxin been found in wild game?

Health risk assessors from the DNR and the Michigan Department of Health and Human Services determined that samples of wild game taken in 2003, 2004 and 2007 from the floodplains of the Tittabawassee River and Saginaw River downstream of Midland contain high levels of dioxin and dioxin-like compounds in meats, skin and other consumable portions. Eating deer, turkeys, squirrels, wood ducks or Canada geese that contain dioxin at these levels could result in adverse health effects, particularly for children and women of childbearing age. Specific information can be found at Michigan.gov/Dioxin.

How should I handle and process wild game?

Keep yourself and others healthy by taking care of your harvested meat. The Michigan Department of Health and Human Services recommends proper food safety practices when cooking venison, as well as any other meat or poultry. When field-dressing deer from DMU 487, remember to wear a mask and gloves (such as latex gloves) to protect yourself. For more information on venison field-dressing, meat preparation and recipes, see the DNR publication "How to Field Dress a White-Tailed Deer," available at Michigan.gov/Deer.

Report fish and wildlife observations online at Michigan.gov/EyesInTheField.

Deer harvest report frequently asked questions

What is mandatory harvest reporting and when did it take effect?

Online harvest reporting was a new requirement of every successful deer hunter to report their deer harvest through our website or mobile app beginning in 2022. The system will allow us a near real-time estimate of deer harvest as it occurs, something Michigan has never experienced before.

Why is the Michigan DNR adopting mandatory harvest reporting for deer?

Since the 1950s, we have used mail surveys that were sent to randomly selected hunters to estimate harvest. Estimates were accurate if the hunters responding to surveys were representative of all hunters. This assumption generally is easier to make when most hunters in the sample respond to the survey. Unfortunately, the proportion of hunters returning mail surveys has declined from an average of more than 70% in the early 2000s to 33% in 2021. Low response rates can lead to inaccurate estimates. Because declining response rates are not likely to reverse, another approach to estimating harvest was needed.

Who is required to report their deer harvest?

All successful deer hunters with a state issued deer license, including those with Deer Management Assistance Permits will be required to report their deer harvest.

How do I report my harvest?

Report through eLicense

Visit Michigan.gov/DNRHarvestReport on a computer or mobile device to go directly to the reporting page. Enter your kill tag license number and date of birth to begin the report.

If you don't have your hunting license/kill tag number, you can [log in to eLicense](#) (using your driver's license and birthdate, or user ID and password) then click on the Harvest Report tab to see the tags available to report. If you don't already have an account, you will have the chance to create one to enter your report.

Report using the new Michigan DNR Hunt Fish App

The Michigan DNR Hunt Fish app is available in the app stores:

Scan Here To Download the App



Once the app is downloaded, and you've signed in or created an account, you can enter the harvest report information.

Once your harvest report is completed, you will be given a confirmation number and the option to receive a copy by email.

Do I still need to tag my deer?

You must continue to attach a DNR-issued kill tag to a harvested deer. The kill tag should remain with the head if the head and body of the deer are separated. Anyone in possession of a deer after the harvest reporting timeframe expires should be able to present the confirmation number.

What if I need help reporting my harvest?

The reporting system allows for a family member, friend or hunting buddy to easily report a harvest for you.

If you have questions about reporting your harvest or need assistance, please call 517-284-WILD (9453) or your local DNR Customer Service Center (see pg 5) during normal business hours.

You can also Email: dnr-wildlife@michigan.gov.

Is there a penalty for not reporting your deer harvest?

Yes. The penalty for failing to report a deer harvest or retention of a deer harvest confirmation number is a civil infraction including a civil fine of not more than \$150.

What documentation is required when transferring possession of a harvested deer?

The successful hunter is required to report their harvest before transferring possession of their animal (e.g., before taking it to a processor or giving the animal to a friend or taxidermist). When transferring the possession of a harvested deer, the hunter should provide the harvest confirmation to the person accepting the animal. The person that accepts the animal should record the confirmation number. This confirmation number is proof that the hunter has legally reported their harvest.

Do I still have to report my deer if I process it myself?

Yes. Even if you process the deer yourself, it still needs to be properly tagged and reported via the harvest reporting system.

What information is collected on the harvest report?

All successful hunters will be asked to report the unique kill tag license number that was attached to the deer, the hunter's date of birth, the township (selected from map grid), the type of deer harvested (fawn/antlered/adult doe), number of antler points (if a buck), and date of kill. In addition, some hunters will be asked an additional management-related question such as what type of hunting device was used to take their deer. Most hunters should be able to complete the process in about three minutes.

Will the public be able to see the location where a hunter harvested their deer?

Please provide a complete and accurate report of your harvest. Data that identifies you or the specific location of your harvest will not be disclosed except where specifically required by law. The DNR will utilize harvest data to better understand deer populations and hunter activities for management purposes.

Will the public be able to get harvest data faster than in the past?

The system will provide real-time summaries of the number and types of deer harvested by county and management units.

How will hunters show proof of reporting their harvest?

After a hunter has successfully reported their harvested animal, the hunter will be issued a harvest confirmation number. This confirmation number will serve as proof that the hunter has legally reported their harvest.

How will a conservation officer know if a deer has been reported or if a confirmation number is real?

By linking every harvested deer to a unique kill tag license number, the department can track all harvested deer reported by a hunter and investigate potential problems. Conservation officers can verify the confirmation number through their laptop computer or mobile device app.

Does a hunter have to have the deer with them when they report their harvest?

A hunter does not have to be in immediate physical possession of the deer when they report their harvest, but it may be helpful to answer some of the questions, like how many antler points is on the left beam of the animal you harvested. Hunters will have to report their harvest before giving their deer to a processor or taxidermist.

Will there still be deer check stations?

Check stations have long since provided sites to understand the age of deer being harvested, as well as sites for collecting disease samples for bovine tuberculosis (bTB) and chronic wasting disease (CWD). However, they've never been integral for estimating season-long deer harvest.

While check stations won't go away completely, there will be fewer of them. These locations will primarily serve as disease sample submission sites for bTB and CWD.

Is there still a way for hunters to submit deer for disease testing?

Our new reporting system should make it easier for hunters to understand if they are in a location where the department is looking for volunteers to submit their deer for testing. If a hunter indicates they are in one of the disease surveillance zones, they will see a message on the harvest report confirmation page asking them to submit their deer head for testing, along with locations of where they can submit their deer head or sample for testing.

Check stations will be focused in places where we need to gather physical samples for disease testing. This allows us to maximize our use of staff resources for disease surveillance purposes. Harvested animal must be reported using harvest reporting system. Hunters will continue to have the opportunity to submit samples to MSU and WI labs directly for a fee.

Are there other states that use this system or is Michigan the first?


Michigan has had a long history of estimating deer harvests through a post-season harvest survey, so we are actually one of the later states to adopt this technology. With declining response rates for our deer harvest surveys, it makes sense to switch to a new way to collect deer harvest data.

Why do you need to know the location of my harvest?

Providing the location of harvest on a map allows the DNR to improve deer management in two important ways. First, the DNR will finally have a way to look at deer harvest patterns in relation to habitat features on the landscape independent of county or deer management unit boundaries. Second, the location you provide will be precise enough to support important deer disease surveillance efforts.

Is the DNR getting rid of its traditional deer harvest survey?

The DNR will continue to do its traditional post-season deer harvest survey for a few years so we can compare harvest estimates from both the old and new systems, but eventually the traditional mail survey will be reduced in scale and frequency.



Hunting for a good deal?

meijer discount
coupon

20% off

with coupon

One Hunting Item

Excludes hunting licenses and clearance.
Paper coupons valid for in-store purchases only.

Coupon good 8/1 - 12/31/23

Limit one item and coupon per transaction. Present to cashier prior to purchase. Not to be combined with other discount coupons.



Michigan Natural Resources Trust Fund

Since 1976, the Trust Fund has provided hunters with more than 430,000 acres of land for public hunting.



Michigan.gov/MNRTF



Help Michigan families in need by donating a deer to Michigan Sportsmen Against Hunger.



Each deer provides more than 125 meals to families in your community, and financial donations help cover the cost of processing.

Learn how you can help at
SportsmenAgainstHunger.org.

CLARE 989.386.3475 | GAYLORD 989.705.1339

JAY'S

SPORTING GOODS

WWW.JAYSSPORTINGGOODS.COM



SUBMIT YOUR HARVEST!

MIBUCKPOLE.COM



TRUST THE TRADITION.

The Michigan DNR Hunt Fish App

Your portal to outdoor recreation



**Access licenses • Report harvests
Regulations in your pocket**