

# How to Register for a my.Delaware.gov Account

Use a web browser (Chrome, Edge, Safari, Firefox) to open <https://my.delaware.gov>  
Follow the directions below or watch the [registration demonstration video](#) if you prefer.

1 - Click on the green **Register Now** button



Or click on **Create Account.**

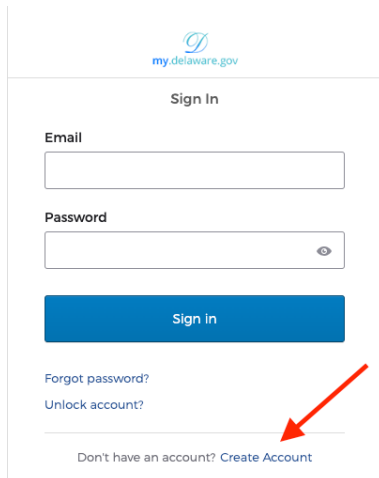


Figure 1 - Sign in Window

2 - Fill out the registration form Use **ONLY** an email account belonging to you, that you can access.

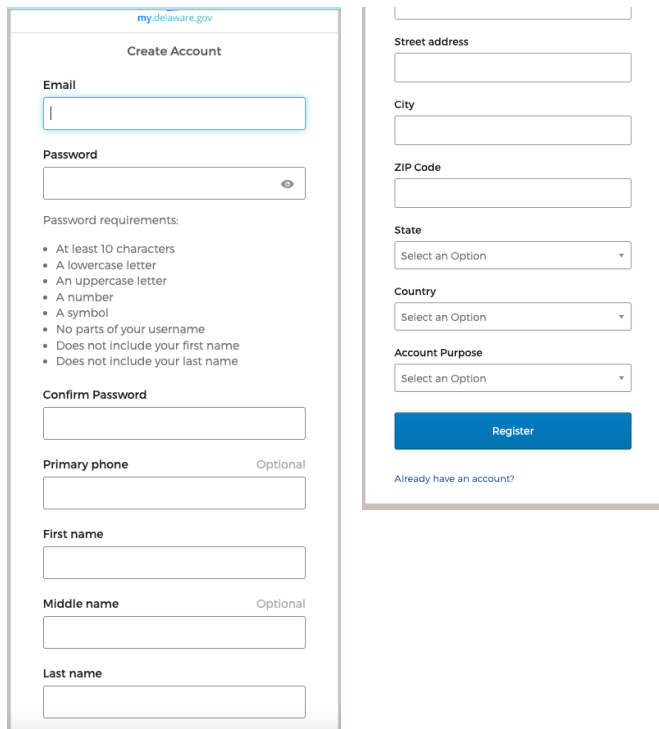


Figure 2 – Left- Top portion of Create Account Window Figure 3 – Right – Lower portion of Create Account Window

**NOTE:** If you don't have your own email account, please create a free one online before you begin registration. **To be able to activate your account, you must verify you own this email** by opening the message from MyDelaware, then click on the Activation link in that email.

## How to Register for a my.Delaware.gov Account

3 – Click the blue **Register** button.

4 –Secure your access and set multifactor authentication methods, beginning with **Email**: click the **Set Up** button. **IMPORTANT: This is REQUIRED to activate your account.** It also allows you to unlock your account and/or reset your password.

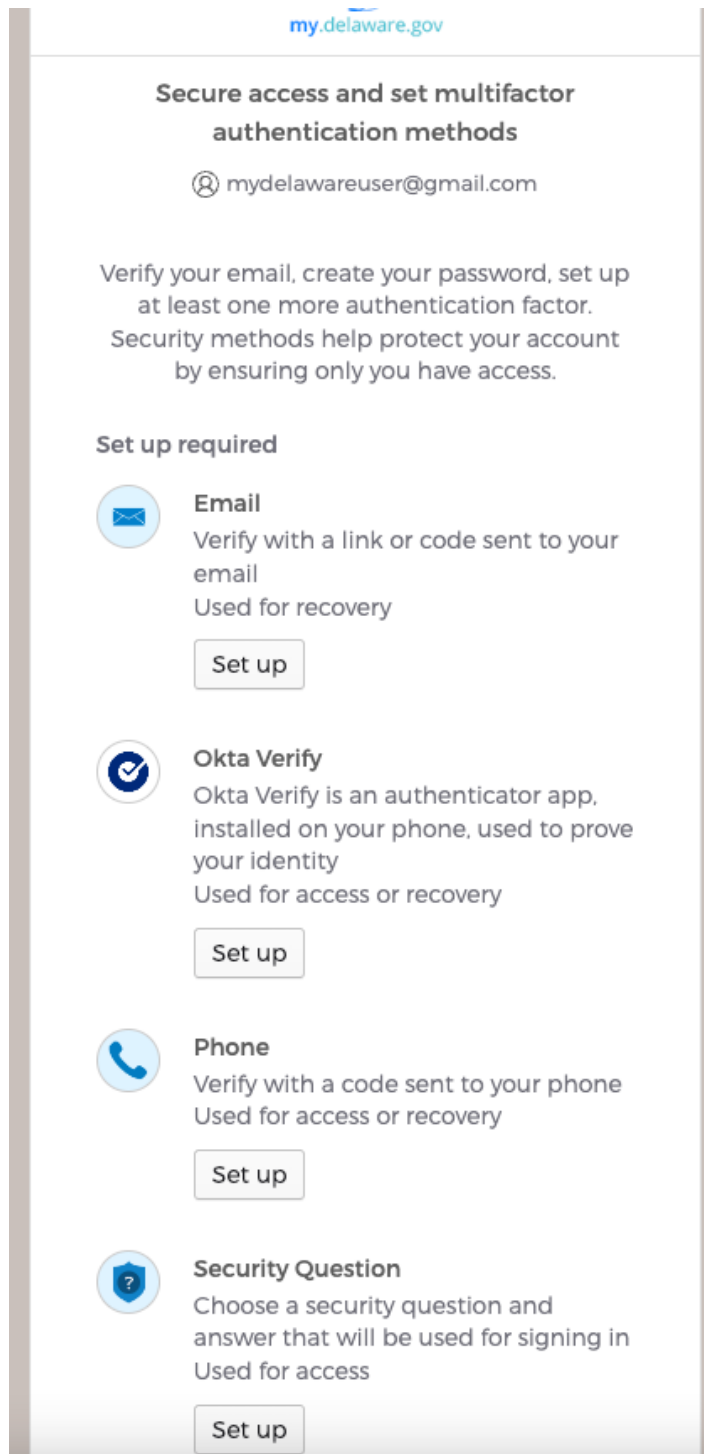


Figure 4 - Security and MFA Authentication Set Up Window

## How to Register for a my.Delaware.gov Account

5 – Verify with your Email window shows myDelaware sent you email. Go to your email account: You MUST open and click the green **Activate Account** link in this email to verify your email address and for your account to be activated.

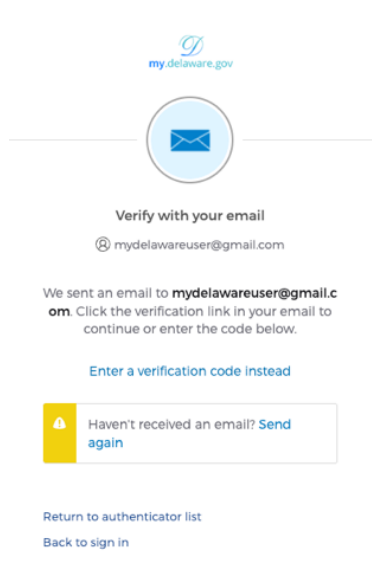


Figure 5 - Activate Account Email

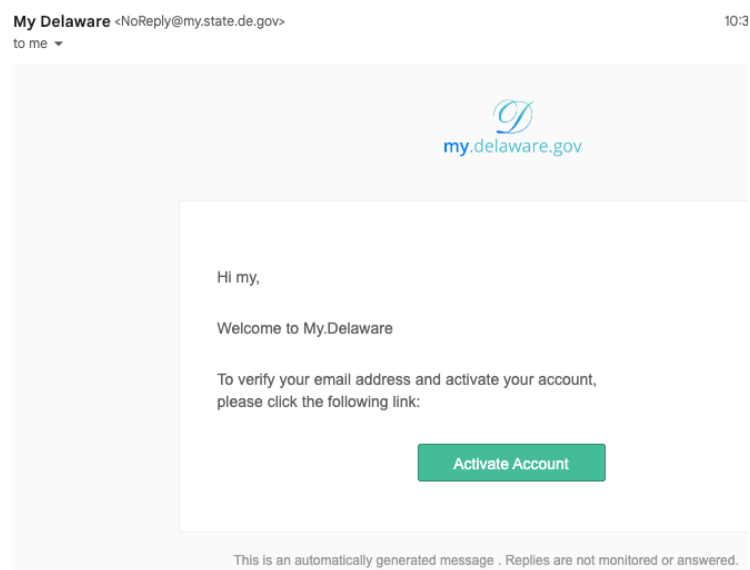


Figure 6 - Verify Email Window

6 – Set up a Phone verification (can be SMS text message or a Voice Call); you must have access to the phone when you set up this security method.

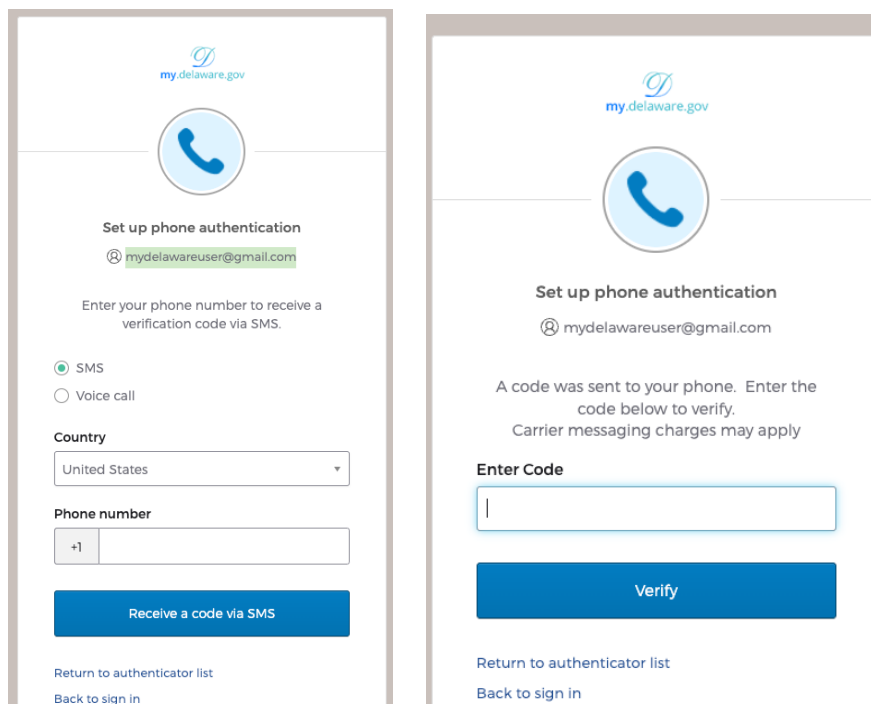


Figure 7 - Set up phone authentication window and window to verify the phone by entering the code received.

## How to Register for a my.Delaware.gov Account

7 – Set up Okta Verify (you must be on a computer/laptop AND first install this application on your smartphone to set up this method).



Figure 8 - Set up Okta Verify Window

## How to Register for a my.Delaware.gov Account

8 – Set up a Security Question (NOTE: this method is ONLY for access. You cannot unlock your account or reset your password with this method, so please set up Phone verification and/or Okta Verify).

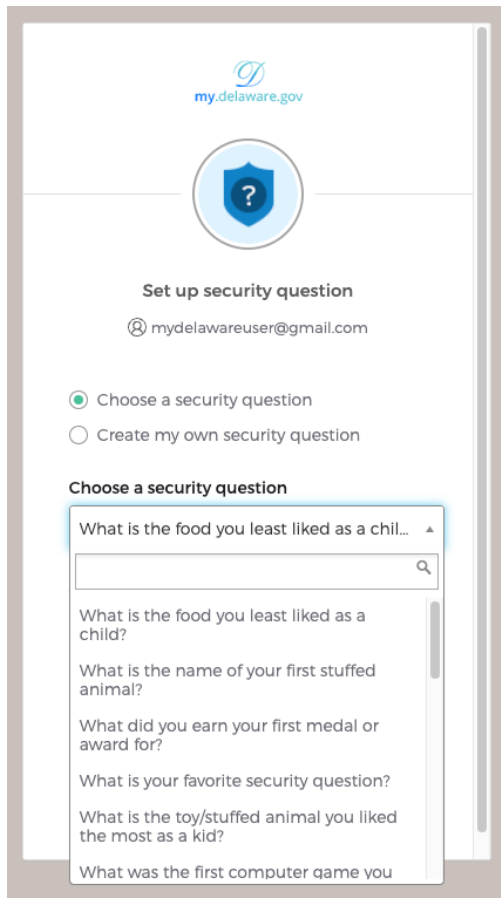


Figure 9 - Set up Security Question

7 - After you complete registration, you will see the my.delaware dashboard whenever you log into your my.delaware account. (NOTE: If you are a state employee, your employee-related tiles may not appear for another 48 hours.)

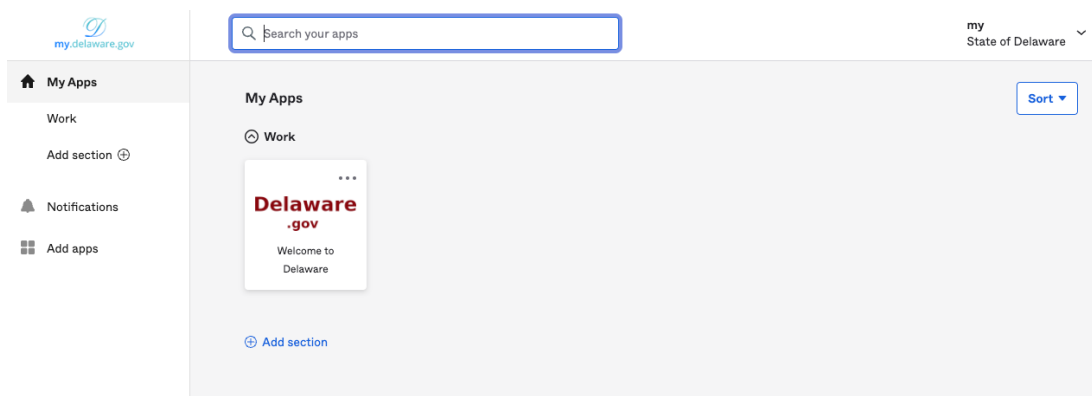


Figure 10 - Screenshot of new user's my.Delaware dashboard.