



VIEWING REPORT CARDS

SECONDARY REPORT CARDS

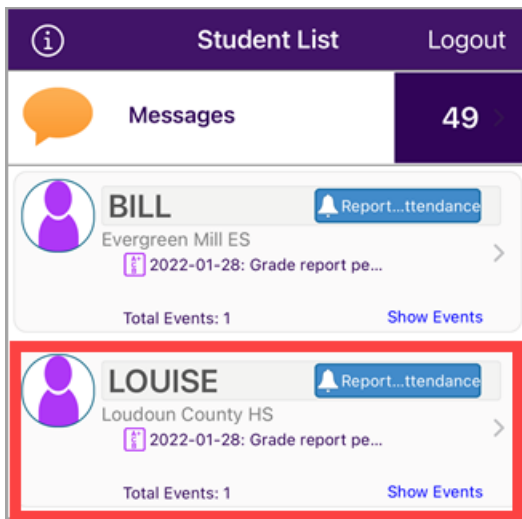
Schools post a PDF version of a marking period report card. Parents can view and print these unofficial copies of the report card in both the web and mobile app versions of ParentVUE.

➔ Report cards are viewable after 4:00 p.m. on the day of distribution.

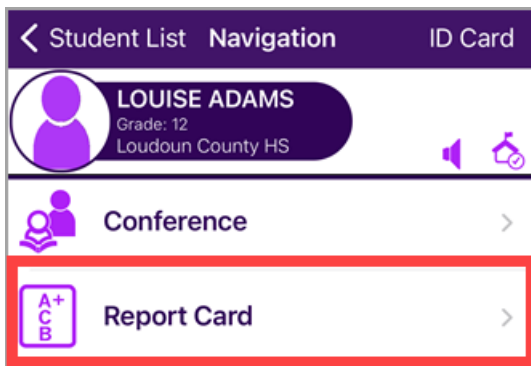
PARENTVUE MOBILE APP

If your child's school has not yet posted a PDF report card, please the **Grade Book** menu to view marking period report card grades.

1. Open and log in to the ParentVUE app.
2. Tap the student whose report card you want to view.



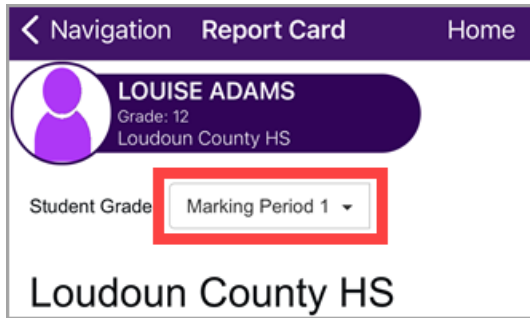
3. Tap **Report Card**.



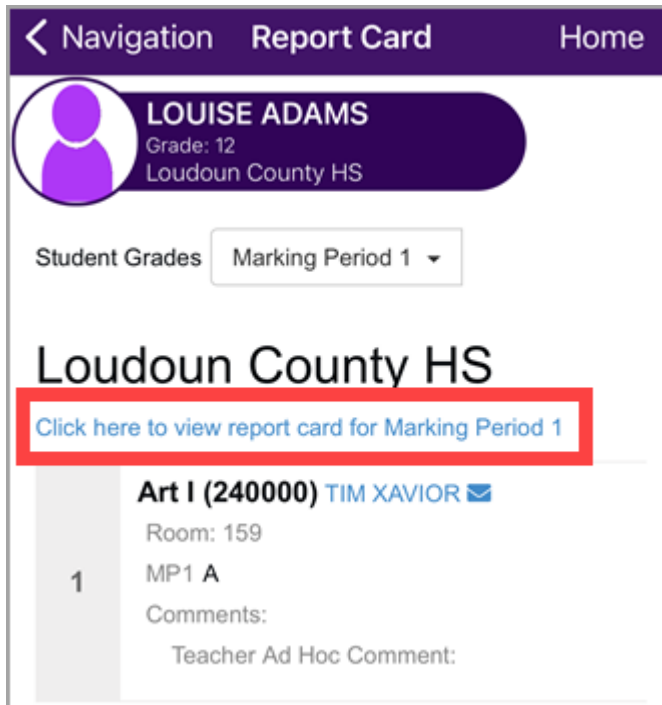


VIEWING REPORT CARDS

4. Select a Marking Period.



5. Tap the link labeled [Click here to view report card for Marking Period...](#)



6. The unofficial copy of the report card downloads.

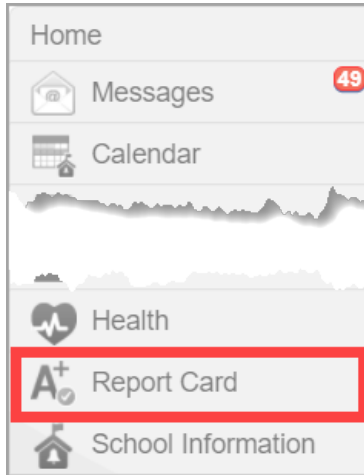


VIEWING REPORT CARDS

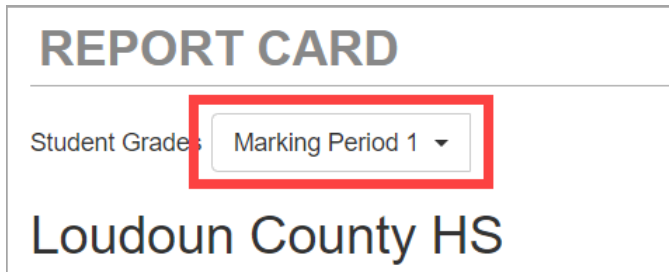
PARENTVUE WEB VERSION

If your child's school has not yet posted a PDF report card, please the [Grade Book](#) menu to view marking period report card grades.

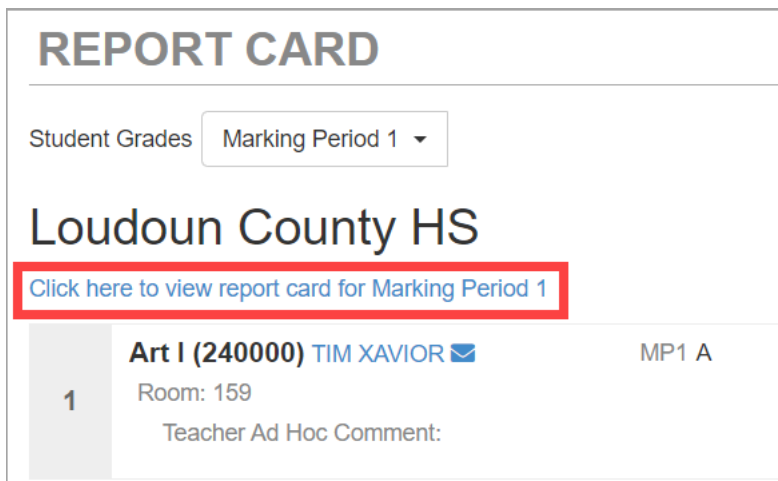
1. Log into your ParentVUE account at <https://portal.lcps.org>.
2. Click on the **Report Card** menu item at the left.



3. Select a Marking Period.



4. Click on the link labeled [Click here to view report card for Marking Period...](#)



5. The unofficial copy of the report card downloads.



VIEWING REPORT CARDS

6. Change to view the report card for another child by selecting a name at the top.

The screenshot shows two student report cards. The top card is for a student named **BILL** at **Evergreen Mill ES**. It includes a "No Photo" placeholder, a "print" button, an "On file" status, and an ID of 1019752 with a phone number of (571-252-2900). A red box highlights a dropdown menu on the right side of this card. The bottom card is for a student named **LOUISE** at **Loudoun County HS**. It includes a "No Photo" placeholder, a "print" button, an "On file" status, and an ID of 1013215 with a phone number of (571-252-2000).



VIEWING REPORT CARDS

ELEMENTARY REPORT CARDS

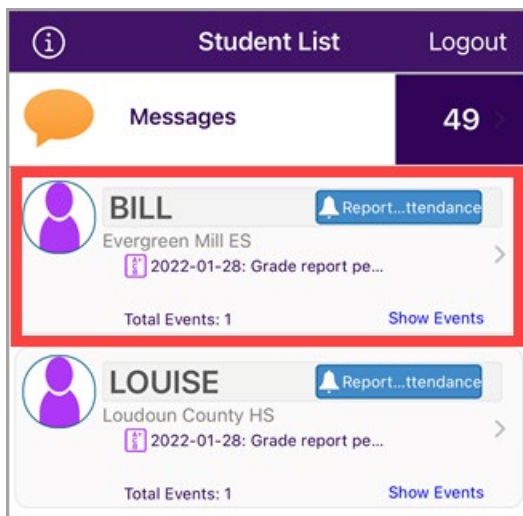
Schools post a PDF version of a marking period report card. Parents can view and print these unofficial copies of the report card in both the web and mobile app versions of ParentVUE.

➔ **Report cards are viewable after 4:00 p.m. on the day of distribution.**

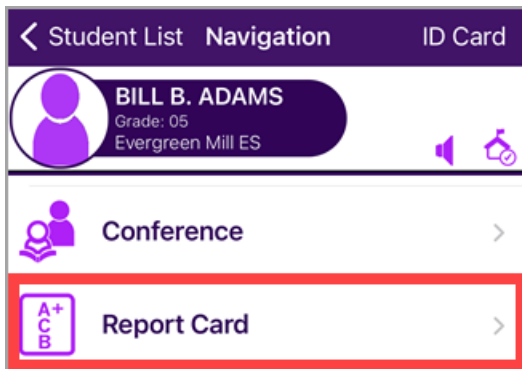
PARENTVUE MOBILE APP

If your child's school has not yet posted a PDF report card, please the **Grade Book** menu to view marking period report card grades.

1. Open and log in to the ParentVUE app.
2. Tap the student whose report card you want to view.



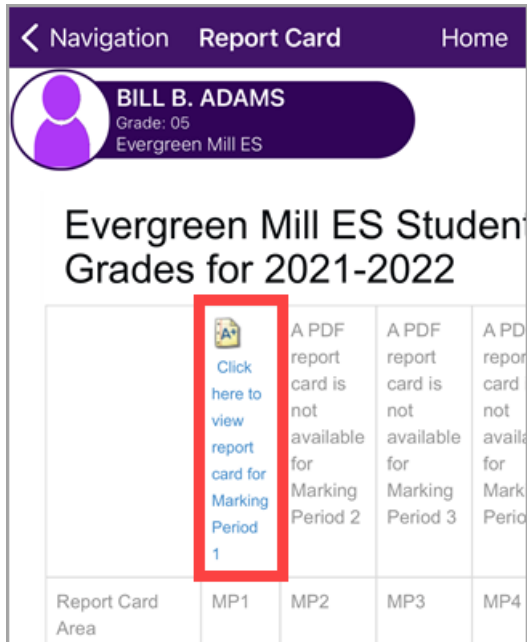
3. Tap **Report Card**.





VIEWING REPORT CARDS

4. Tap the Marking Period that contains the report card PDF.

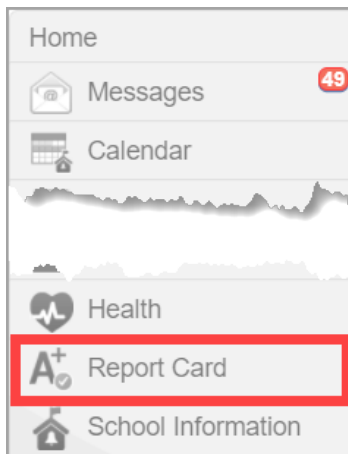


5. The unofficial copy of the report card downloads.

PARENTVUE WEB VERSION

If your child's school has not yet posted a PDF report card, please use the **Grade Book** menu to view marking period report card grades.


1. Log into your ParentVUE account at <https://portal.lcps.org>.
2. Click on the **Report Card** menu item at the left.






VIEWING REPORT CARDS

- Click on the link labeled [Click here to view report card for Marking Period...](#)

Report Card					
Evergreen Mill ES Student Grades for 2021-2022					
	 Click here to view report card for Marking Period 1	A PDF report card is not available for Marking Period 2	A PDF report card is not available for Marking Period 3	A PDF report card is not available for Marking Period 4	A PDF report card is not available for Marking Period 4
Report Card Area	MP1	MP2	MP3	MP4	FG

- The unofficial copy of the report card downloads.
- Change to view the report card for another child by selecting the name at the top.

No Photo



On file


ID: 1019752 (571-252-2900)

BILL

Evergreen Mill ES

▼

No Photo



On file

ID: 1013215 (571-252-2000)

LOUISE

Loudoun County HS



VIEWING REPORT CARDS

PARENTVUE HELP

The [District ParentVUE](#) pages have resources to help you activate your ParentVUE account. [Frequently Asked Questions](#) and downloadable [Quick Reference Guides](#) are available to guide you through the process and help navigate the system.

Each school has dedicated staff to help parents with their accounts. Go to your school's website and click on the ParentVUE Global icon to find names and phone numbers of staff who can help you.

