



BLS
WORLD SCHOOL

विद्या सर्वार्थ सिद्धये | EDUCATION FOR LIFE

SECTOR 16, GREATER NOIDA WEST. (U.P)

SUMMER

HOLIDAY

HOMework

Class - III

SESSION: 2021 - 22

Summer Vacation is probably the best time of the year for you all; it's time for loads of fun, though we can't go out but getting pampered to no end and of course bonding with distant cousins can be done virtually.

School is fun too, with learning happening at all times, summer vacation can also be a time for learning with lots of activities around.

Here are a few tasks for you to complete during the vacation. Do remember to complete the given tasks after reading them carefully.

Some Tips to make this holiday special:

- Have a family dinner every day of the holidays.
- Play board games with your parents and siblings and show them who is the smartest.

Spend some quality time with an elderly person in the family



Some useful tips for summer vacation

Some dos and don'ts during summer vacation:

Do's

- ❖ Eat a nutritious diet with plenty of water. Include citrus fruits (orange, lemon, grapefruit) and vegetables which are rich in vitamin C, vitamin D containing foods (cheese, egg yolks) and zinc-containing foods (legumes, lentils, beans, and nuts).
- ❖ Wash your hands frequently, always with soap and water for at least 20 seconds or frequently use alcohol-based hand rub.
- ❖ Wear light cotton clothes.
- ❖ Protect yourself and others.
- ❖ Be a leader in keeping yourself, your school, family and community healthy.
- ❖ Cough and sneeze into a tissue or your elbow and avoid touching your face, eyes, mouth and nose.
- ❖ Share what you learn about preventing disease with your family and friends, especially with younger children.



Don'ts:

- ❖ Do not share cups, eating utensils, food or drinks with others.
- ❖ Do not have close contacts with a sick person.
- ❖ Do not participate in large gatherings.
- ❖ Do not touch your face, nose and eyes without washing hands.
- ❖ Don't dirty your place of living.
- ❖ Don't have junk food.
- ❖ Don't watch too much TV.
- ❖ Don't waste time being lazy.

CLASS-III
SUBJECT: ENGLISH

Q1) Read the passage and answer the questions that follow.

Ten minutes later I undid my seat straps, pushed gently on the sides of my seat, bent my knees and floated slowly backwards out of my seat. I sat on the ceiling of my cabin and smiled down at Mary.

Mary also undid her straps and pushed the seat. But she pushed too hard and shot up to the ceiling. Helen and I had to catch her.

I really love floating in space. We know people on the earth were watching us and we tried to put on a really good show. We probably looked like three people swimming under water.

Then we strapped ourselves into our seats and had our first meal. That's a difficult thing, too. If you don't spear the food properly with a fork, it floats away all over the place. Most of Mary's food floated away. We had to chase it round the cabin. The TV audience loved that.

1. Why were the women floating and not walking?

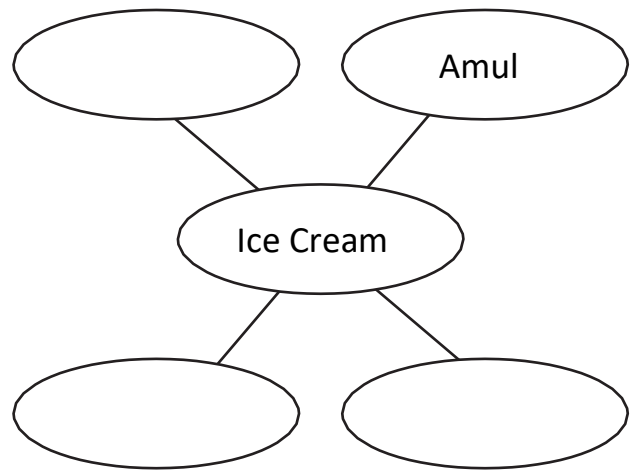
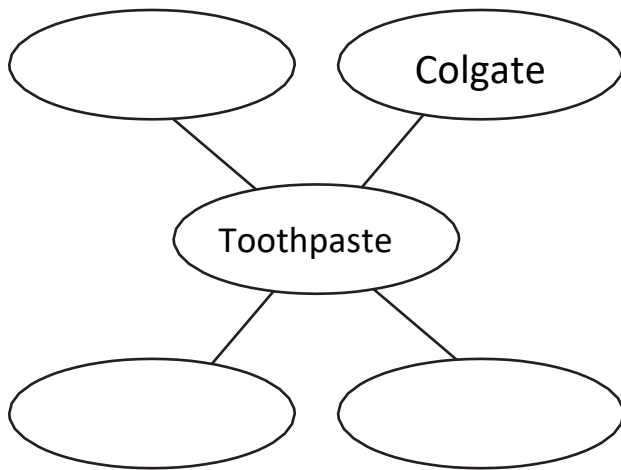
2. Where did the writer sit?

3. Why did the three astronauts put up a really good show?

4. What did they pierce their food with?

5. What did the TV audience love? Why do you think they enjoyed it?

Q2) Write proper nouns (special names) for the following common nouns.



Q3) Rewrite the following sentences changing the gender of the underlined nouns.

1. The bridegroom was a young man.

2. My sister knows your husband.

3. My uncle is a good host.

4. This girl is my niece.

5. The headmaster advised the boys to work hard.

Q4) Circle the odd one out.

- | | | | | | |
|----|---------|---------|--------|---------|---------|
| 1. | sty | den | nurse | nest | hive |
| 2. | steel | wood | iron | brass | book |
| 3. | teacher | library | doctor | patient | lawyer |
| 4. | Yamuna | coffee | Thames | Nile | Narmada |
| 5. | calf | puppy | dog | kitten | cub |

Q5) Write the common nouns for these groups of proper nouns.

1. New York, Delhi, NAGPUR

2. India, China, Pakistan

3. BPL, Videocon, Sony

4. Mahabhartar , Bible , Bhagwat Geeta

5. Rajiv Gandhi, NarendraModi

Q6) Write a short paragraph in about 40-50 words on " A Visit to Zoo ".Use these Value points to write the paragraph.

- How did you get the chance for this trip?
- What preparations did you do for this trip?
- What all did you see in the zoo?
- What did you enjoy the most there?
- What all activities did you do there?
- Why are animals important for us?

Ans-

Q7) Write summary of the lesson 1 from FRAMES –Book in about 40-50 words.

Ans- _____

ACTIVITIES

ACTIVITY I-Make two book marks mentioning Gender List (25 Words - Masculine to Feminine Gender) & Number List (25 Words -Singular to Plural Noun). Decorate the book marks with beautiful designs.

Activity II-Make a colorful flower and mention important points to keep your safe during Covid-19 on its petals.

Apart from the holiday homework students are advised to:

- **Practice**
English-cursive handwriting-two pages every day.



हिंदी

नाम.....



कक्षा - 3

सोचिए समझिए और करिए -

प्रश्न 1- 'र' कई तरह से लिखते हैं। शब्द पढ़ो और सही जगह में लिखो-



प्रश्न 2— दिशाओं के नाम लिखो —



(क) सूर्य से निकलता है और
में डूबता है।

(ख) हिमालय भारत के में है।

(ग) कन्याकुमारी भारत के में है।

प्रश्न 3— हिन्दी के समाचार-पत्र और पत्रिकाएँ पढ़ो। किन्हीं दो के नाम लिखो।

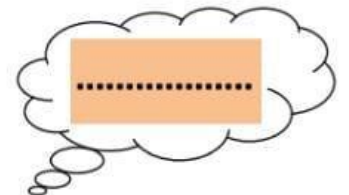
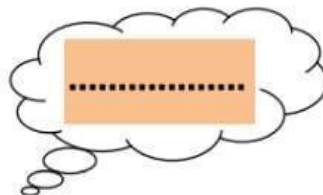
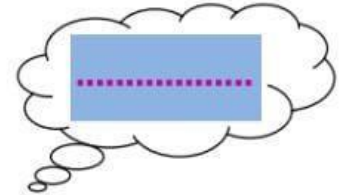
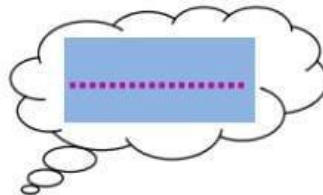
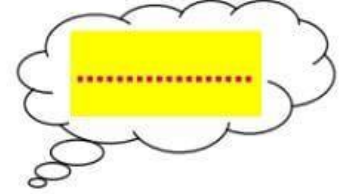
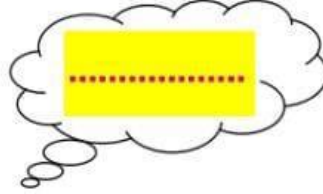

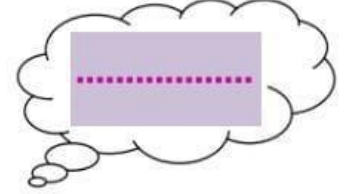
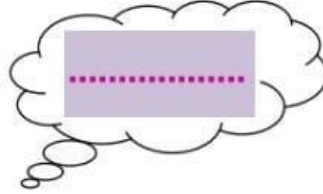
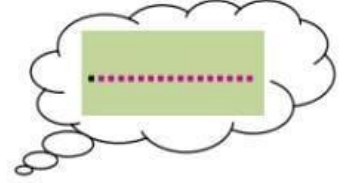
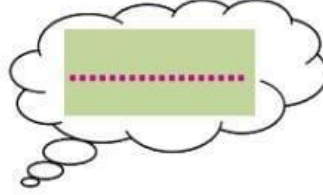
समाचार-पत्र

पत्रिकाएँ

.....

.....

प्रश्न 4- चित्र पहचानकर उनके दो-दो पर्यायवाची लिखिए -



प्रश्न 5— चित्र देख कर कहानी पूरी करो —



एक दिन एक



.....



shutterstock - 141064171

.....

के किनारे टहल रहा

था । उसने एक



.....

को



shutterstock - 141064171

.....

में तैरते

देखा । उसने सोचा कि मैं भी तैरूँगा । उसे



.....

के नीचे एक



.....

दिखाई दी ।



.....



को उठा लाया । उसने



को उलटा करके



shutterstock - 141064171

..... में

डाला और उछल कर उसमें बैठ गया ।




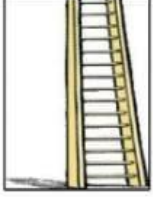

















.....और



..... दोनों साथ-साथ तैरने लगे ।

प्रश्न 6 – चित्र देख कर निम्न वर्ग पहेली में उनके नाम ढूँढो और
खानों में भी रंग भरो—

								
	सि	पा	ही	ज	प	पी	ता	
	क	ग	रा	नी	ब	ला	उ	
	सी	ढी	ज	ढ	ध	ड	जी	
	टी	ठ	म	ग	र	म	भ	
	छ	द	क	भ	ती	र	म	
	ल	क	ड़ी	ज	प	न	घ	
	क्ष	ली	फ	रे	ल	गा	ड़ी	
								

प्रश्न 7- निम्नलिखित अंग्रेजी अंकों को हिंदी अंकों व शब्दों में लिखिए-

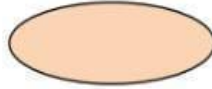
गिनती

अंग्रेजी अंक

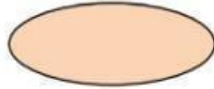
हिंदी अंक

शब्दों में

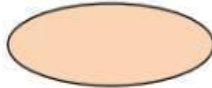
49




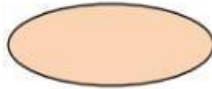
39




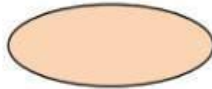
53



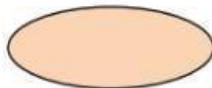
46



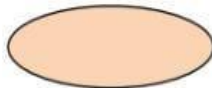
45




29



36



35



प्रश्न 8- चित्र वर्णन करिए-



.....

.....

.....

.....

.....

.....

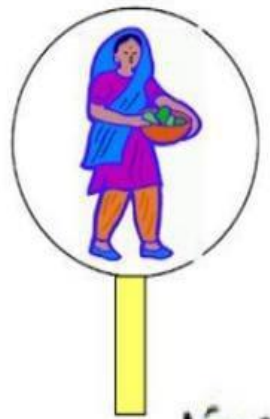
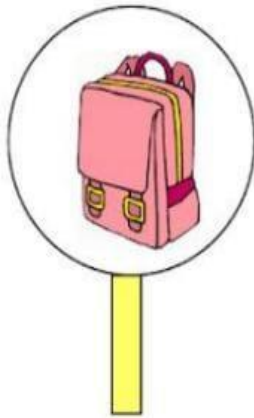
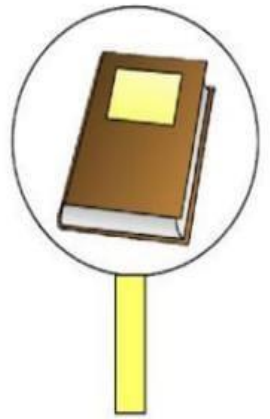
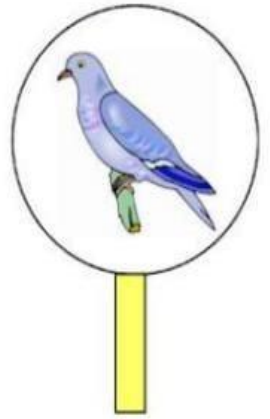

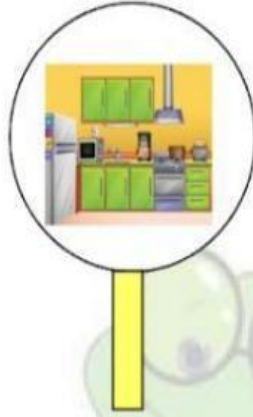
.....



संज्ञा

वर्ग के अनुसार चित्रों को छाँट कर अलग करो -

● व्यक्ति, ● जानवर, ● स्थान, ● वस्तु



संज्ञा

वर्ग के अनुसार चित्रों में रंग भरो -

व्यक्ति - ● जानवर - ● स्थान - ● वस्तु - ●



दिन , महीने और साल



(क) रविवार का दूसरा नाम है।

(ख) गणतंत्र दिवस को मनाया जाता है।

(ग) साल के पाँचवे महीने का नाम है।

(घ) 'श' से शुरू होने वाले दिन और हैं।

(ङ) किसमस को मनाया जाता है।

(च) मेरा जन्मदिवस के महीने में आता है।



बताओ तो जानें -

(क) सप्ताह के आखिरी दिन का नाम -

.....

(ख) कौन से महीने में 28 दिन होते हैं ?

.....

(ग) साल के पहले महीने का नाम -

.....

(घ) गाँधी जयंती किस महीने में मनाई जाती है ? -

.....

(ङ) साल के आखिरी महीने का नाम -

.....

(च) 'इतवार' का दूसरा नाम -

.....

रचनात्मक कार्य

कोरोना वैश्विक महामारी के बारे में आप क्या जानते हैं, यह कैसे फैलती है, इससे बचने के उपाय लिखिए व एक पोस्टर बनाइए।



.....

.....

.....

.....

.....

.....

.....

.....



अगले 6 महीने हमें कोरोना से बचने के लिए कैसे रहना होगा ?

इस पर जानकारी प्राप्त करिए व लिखिए।

.....

.....

.....

.....

.....

.....

.....

.....



*Apart from the holiday homework students are advised to practice:
Hindi - Sulekhmala -two pages every day.*

CLASS-III

SUBJECT: MATHEMATICS

WORKSHEET- 1

1. Circle the largest number-

- a) 526 517 562 518
b) 679 697 687 678
c) 3298 3169 3578 3346
d) 8123 8569 8268 8939

2. Write the place value and face value of each digit in the following numbers -

- a) 5467
b) 2583
c) 3729
d) 5094

3. Put the correct sign >, < or =.

- a. 3,678 5,869
b. 1,359 1,245
c. 6,891 9,895
d. 2,013 3,102

4. Write each of the following in the expanded form.

- a) 7651 = _____
b) 8093 = _____
c) 8666 = _____

5. What comes before and after to the given numbers?

S.NO	BEFORE	NUMBERS	AFTER
a		789	
b		5299	
c		599	

6. Write the name of each of the following numbers -

- a) 525

b) 320

c) 927

7. Complete the series:

a)

2001	2002			2005
2006		2008		
2011			2014	

b)

8601		8603		8605
	8607		8609	
8611			8614	
	8617			8620

8. Write the short form of the following----

a) $900 + 30 + 2 = \underline{\hspace{2cm}}$

b) $700 + 2 = \underline{\hspace{2cm}}$

c) $100 + 20 + 3 = \underline{\hspace{2cm}}$

9. Circle the smallest number.

a) 412, 455, 318, 680

b) 213, 549, 414, 893

c) 766, 805, 795, 545

10. Write the numeral for each of the following ----

a) Seven thousand eight hundred and ninety-two _____

b) Five thousand six hundred and twenty-one _____

c) Nine thousand nine hundred and ninety-nine _____

d) Six thousand and six hundred _____

TOPIC: NUMBERS

WORKSHEET: 2

1. Circle the odd numbers and underline the even numbers.

- | | | | |
|----------|-------|-------|-------|
| a) 4,261 | 4,172 | 4,677 | 4,184 |
| b) 279 | 397 | 487 | 578 |
| c) 6,298 | 6,169 | 7,578 | 8,346 |
| d) 9,123 | 9,569 | 9,268 | 9,939 |

2. Write the predecessors of the following ----

- a) 2,140
- b) 4,362
- c) 4,159
- d) 7,789

3. Put the correct sign $>$, $<$ or $=$

- a) 3,678 5,869
- b) 1,359 1,245
- c) 6,891 9,895
- d) 2,013 3,102

4. Arrange each of the following in ascending order.

- a) 1,112, 336, 9,001, 8,213 _____
- b) 5,539, 5,583, 5,577, 5,561 _____
- c) 6,666, 6,869, 6,787, 6,582 _____

5. Write the Roman numerals for each of the following----

SNO	NUMBERS	ROMAN NUMERALS
a	27	
b	35	
c	19	

6. Write the predecessor and successor of the following

a) 48

b) 273

c) 787

7. Form the greatest and smallest 4-digit numbers with given digits.

4

6

5

2

8. Arrange each of the following in descending order.

a) 3,638, 5,120, 845, 4,133 _____

b) 2,002, 2,023, 2,046, 2,071 _____

c) 745, 3,445, 434, 4,523 _____

d) 7,118, 6,232, 5,261, 6,318 _____

9. Form four different numbers with given digits

a)

5

2

6

0

b)

8

9

0

4

c)

5

1

7

3

- **TASK- 1**
- ❖ Revise chapter 1 and 2.
- ❖ Solve the worksheets given.
- ❖ Learn tables 2 to 10.

➤ **ACTIVITY 1- ODD AND EVEN POT**
STEPS: -

- Create two pots for Odd and Even numbers on a coloured sheet.
 - Go around in your house taking number suggestions from your family members and friends. (1-200)
 - Write those numbers on different coloured flowers and stick them on a thin hard surface for stability.
 - Segregate those numbers into Odd and Even and stick the flowers inside the correct pot.
- **Video link for reference :**
➤ <https://www.youtube.com/watch?v=5aMiAFKL9ts>



➤ ACTIVITY 2- FLASH CARD

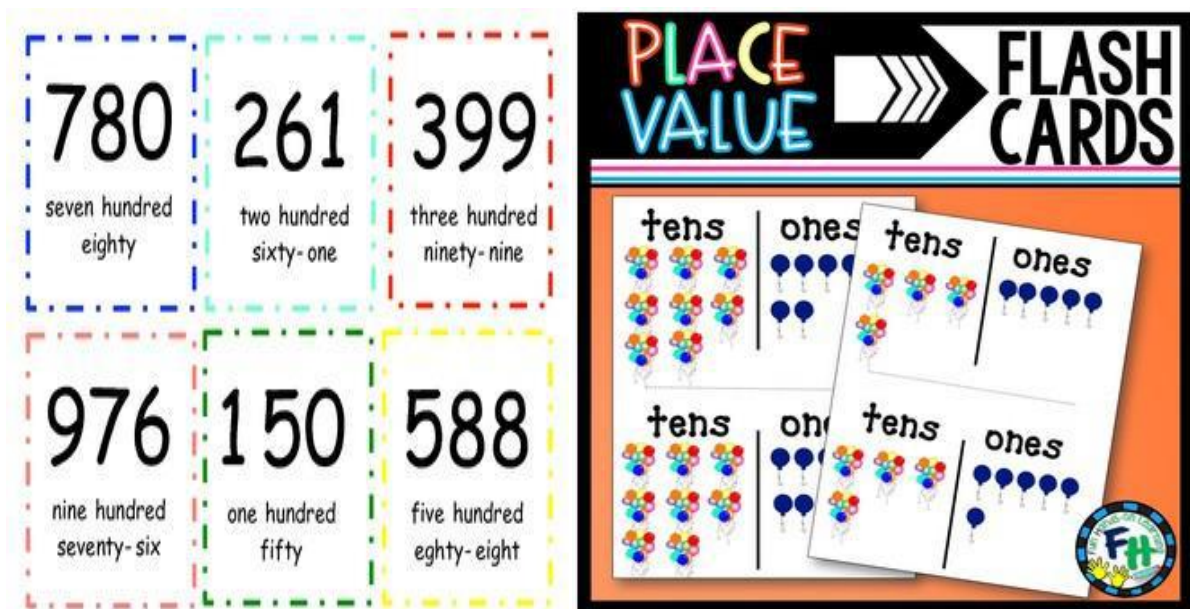
By using flashcards form a 4-digit number and write its number name, place value, successor and predecessor. Click on the reference link- <https://youtu.be/SWgpB3N30g0>



Steps:-

- Choose any 4- digit number of your choice.
- Write down its number name, place value, successor and predecessor.
- Use flashcards to show the number chosen.
- Show the predecessor and successor using flash cards.

PICTURES FOR REFERENCE



Apart from the holiday homework students are advised to:

- **Learn " Tables" from (2 to 20) and revise daily.**

CLASS-III

SUBJECT: EVS

WORKSHEET-1

1. Write any four ill effects of eating junk food.

1. _____

2. _____

3. _____

4. _____

State whether the following statements are true or false-

- a. Garbage attracts disease causing germs. _____
- b. A clean house is not very important for our health. _____
- c. Pesticides are harmful chemicals. _____
- d. Big cities have multi-storeyed buildings and houses. _____
- e. Microwave cooking is an oldest method of cooking. _____

Choose the correct option-

- a. _____ are mostly found in villages.
 - . Kutcha
 - . Pucca
- b. We must spray our house with _____.
 - .Pesticides
 - .Water spray
- c. We must keep our house neat and _____.
 - .dirty
 - .clean
- d. To stay healthy ,We must drink plenty of _____.
 - .water
 - .cola

WORKSHEET-2

1. Which kind of garbage can be disposed off in the following containers-


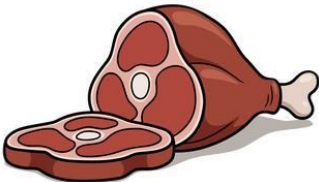
a. Biodegradable waste (Green) _____

b. Non-biodegradable waste (blue) _____

c. Hazardous waste (Red) _____

2. Make a list of healthy five items that you consume without any skip.

3. Classify among the pictures-Energy giving food, Body-building food, Protective food items-



ACTIVITY-1

HEALTHY FOOD FOR HEALTHY LIFE

A healthy diet is essential for good health and nutrition. It protects you against many diseases. Eating a variety of food is essential for healthy diet. Prepare a poster of healthy food and give slogan 'THINK HEALTHY FIRST' and make people aware with a need to eat healthy food for better lifestyle. Here is a hint to make a poster.



ACTIVITY-2

HOME SWEET HOME

A home can be made of sticks and mud or great big blocks of snow. A home can be twenty stories tall or in the ground below. A home can be way up on a hill or next to the ocean wide. A home can have a mill above or a chimney on its side. A home can be where you are safe and sound or with family, friends and more .A home can be where you have your heart and all that you adore.

A house is our HOME SWEET HOME. Make a model on different types of houses-Kutchha/pucca house. Choose any one. Take the things easily available at home to give a perfect finish to your model. Here are the hints with the picture and the video link-
https://www.youtube.com/watch?v=3nBnE_th7jl



Apart from the holiday homework students are advised to do the following:

- **Make a poster** with few slogans on the topic "Experience during lockdown - Covid 19" and make a "Thank you card" with a message for the brave fighters of Covid 19 i.e., the *doctors* & *policeman*.

CLASS-III
SUBJECT: COMPUTER
Topic: Computer Hardware & Software

Q1. Fill in the blanks: -

1. A _____ is an electronic machine that takes instructions from us and gives the result after processing.
2. All the physical parts that can be touched and are attached to the computer are called _____.
3. Set of instructions that tell the computer how to do a particular task are called _____.
4. The hardware components that allow you to enter data and instructions into a computer is called an _____ device.
5. The hardware component that shows you the final result is called an _____ device.
6. Input device with many small buttons to enter data into the computer is called a _____.
7. Input device that fits under the palm of your hand is _____.
8. The main storage device that a computer uses to store information is the _____.
9. A printer gives us a _____ copy in the computer.
10. _____ is called the brain of the computer.

Q2. Name two types of Computer :

- a. _____ b. _____

Q3. Name any two:

(a) Hardware: _____

(b) Software: _____

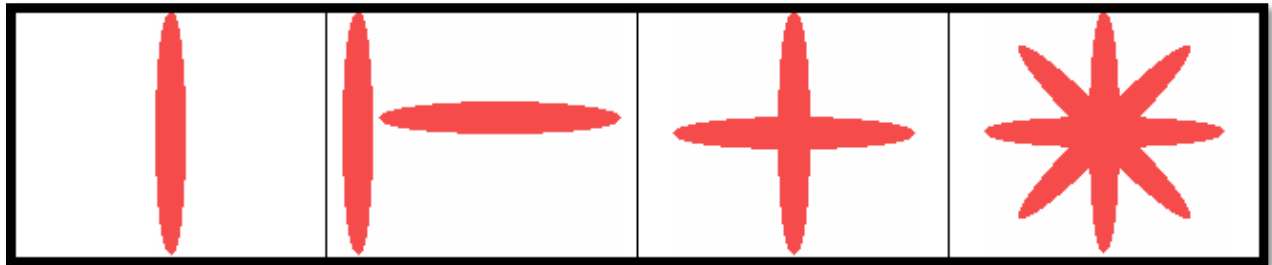
Q4. A computer works on the following principle:

INPUT > _____ > OUTPUT



Activity:


Children you know we can use a computer for painting beautiful pictures. Draw the following figures / scenes using Paint, Tux Paint or any drawing-painting software.

You can follow some simple steps to draw a flower or any other figure. Giving one for example:-



Now try any five out of these:-





You can use <http://www.tuxpaint.org/download/> link to download Tux Paint.

Children if you are not able to draw these shapes/ flowers/ scene, you can draw any five drawings of your choice.

Explore the links given below:-

➤ **Link for Story Books Reading-**

<https://storyweaver.org.in/stories>

www.freekidsbooks.org

<https://youtu.be/HZ3whQGvnuA>

➤ **Link for Online GK Quiz-**

<https://www.proprofs.com/quiz-school/story.php?title=gk-quiz-grade-5>

<https://playquiz2win.com/quiz/gk-for-kids/gk-set-class3to5.php>

➤ **Link for exploring Mother Nature-**

<https://bit.ly/2HENbHI>

<https://youtu.be/V0IQ3lj140>

➤ **Link for Life Skills-**

<https://youtu.be/Dg7e4Mh6oVU>

<https://youtu.be/qjlgCxRWIN8>

➤ **Link for increasing Mental Ability-**

<https://youtu.be/sPRpVL58IKE>

<https://youtu.be/pCpiteBel8E>

Important Pointers for Holiday homework

- Holiday Homework needs to be done in neat handwriting.
 - Activities should be presented beautifully with excellent creativity.
 - Holiday Homework is mandatory to be done by all the students within the stipulated time.
 - Students who won't be able to take out the print out of the Holiday Homework can do it in the notebook only by mentioning the question no. and writing the answers.
 - Holiday Homework will be evaluated in overall result.
-

HAPPY HOLIDAYS!!!