

Kindergarten Student Book

Reading



# Phonics



My Name

..... Reading .....



## Thank you for using Reading Eggs.

The **Reading Eggs** online program is proven to boost reading skills across a range of ability levels. When children are learning to read, it's essential to continue the learning offline by reading books, playing with words and language, and building up writing skills. Research has shown the positive effects for children when they write a letter and simultaneously say its sound. This process activates the area of the brain that deals with kinesthetic memory.


This workbook focuses on building up phonics and phonemic awareness skills because these skills are essential building blocks for reading success. These pages can be used alongside the first 20 lessons in the online **Reading Eggs** program.



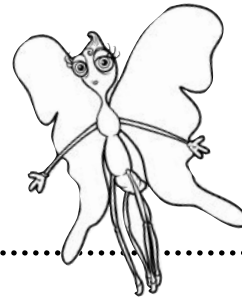
# Contents

## Unit 1: Map 1

Page	Date Completed
1 • The letter <b>m</b> .....	<input type="text"/>
2 • The letter <b>s</b> .....	<input type="text"/>
3 • The letter <b>i</b> .....	<input type="text"/>
4 • The letter <b>t</b> .....	<input type="text"/>
5 • Review .....	<input type="text"/>
6 • The letter <b>a</b> .....	<input type="text"/>
7 • Blend to read .....	<input type="text"/>
8 • The words <b>I, am</b> .....	<input type="text"/>
9 • <b>at</b> words .....	<input type="text"/>
10 • The letter <b>b</b> .....	<input type="text"/>
11 • The letter <b>c</b> .....	<input type="text"/>
12 • Blend to read .....	<input type="text"/>
13 • Beginning sounds review .....	<input type="text"/>
14 • The letter <b>f</b> .....	<input type="text"/>
15 • Beginning sounds .....	<input type="text"/>
16 • <b>CVC</b> words .....	<input type="text"/>
17 • Read and write <b>CVC</b> words .....	<input type="text"/>
18 • Read and write <b>high frequency</b> words .....	<input type="text"/>
19 • Quiz .....	<input type="text"/>




# Contents



## Unit 2: Map 2

Page	Date Completed
21 • The letter <b>n</b> .....	<input type="text"/> / <input type="text"/>
22 • The letter <b>p</b> .....	<input type="text"/> / <input type="text"/>
23 • Beginning and ending sounds .....	<input type="text"/> / <input type="text"/>
24 • Word family <b>ap</b> .....	<input type="text"/> / <input type="text"/>
25 • Beginning sounds .....	<input type="text"/> / <input type="text"/>
26 • Read and write .....	<input type="text"/> / <input type="text"/>
27 • The letter <b>h</b> .....	<input type="text"/> / <input type="text"/>
28 • The letter <b>r</b> .....	<input type="text"/> / <input type="text"/>
29 • High frequency words: <b>can</b> .....	<input type="text"/> / <input type="text"/>
30 • Word family <b>an</b> .....	<input type="text"/> / <input type="text"/>
31 • Beginning sounds review .....	<input type="text"/> / <input type="text"/>
32 • The letter <b>z</b> .....	<input type="text"/> / <input type="text"/>
33 • The letter <b>e</b> .....	<input type="text"/> / <input type="text"/>
34 • High frequency words: <b>see</b> .....	<input type="text"/> / <input type="text"/>
35 • Blend to read .....	<input type="text"/> / <input type="text"/>
36 • Rhyming words .....	<input type="text"/> / <input type="text"/>
37 • Plurals .....	<input type="text"/> / <input type="text"/>
38 • Comprehension .....	<input type="text"/> / <input type="text"/>
39 • Quiz .....	<input type="text"/> / <input type="text"/>



# The letter m

1 Say the letter sound.

m

mmm



2 Color things that begin with m.



3 Draw some mountains.



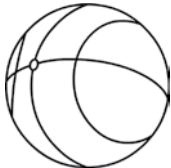














# The letter s

1 Say the letter sound.

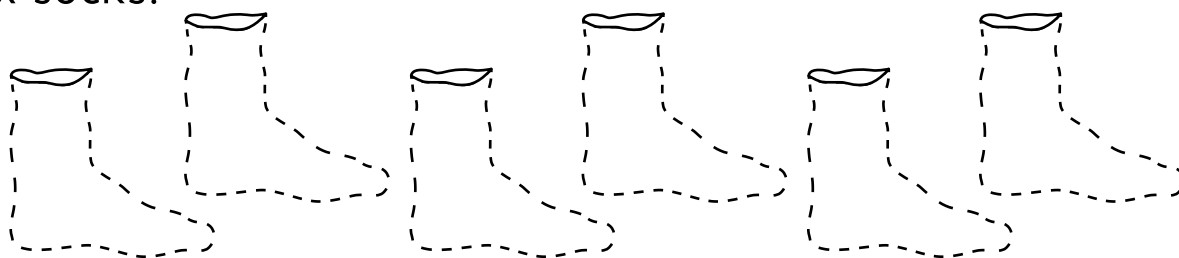
# S



2 Color things that begin with s.

s			
s			
s			
s			
s			


3 Draw six socks.





# The letter i

1 Say the letter sound.



2 Color things that begin with i.


3 Circle every i.


How many?

i	t	h	i	l	m	t
e	i	k	l	j	i	i

# The letter t


1 Say the letter sound.

t



2 Color things that begin with t.


3 Finish the trees.









# Review


1 Trace. Join to a picture that begins with that sound.

t i

s m




2 Circle the beginning sound. Write the letter.




\_\_\_\_\_

t m s




\_\_\_\_\_

i m s



\_\_\_\_\_

m t i




\_\_\_\_\_

t s i
















# The letter a

1 Say the letter sound.

a



2 Color things that begin with a.

a			
a			
a			
a			
a			

3 Circle every a.


How many?

a	c	n	a	g	m	t
b	a	a	i	o	c	a

# Blend to read

---

- 1 Say each sound, and then blend them together.
- 2 Read the word then color the balloon.

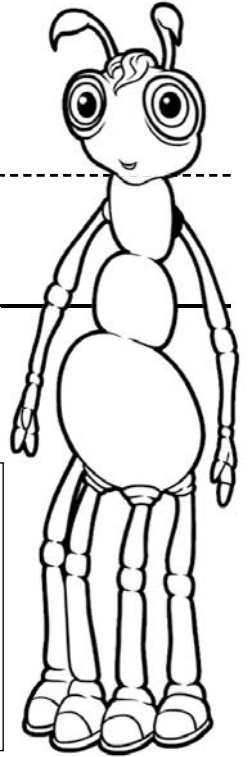


# The words I am

---

1 Trace and read.

I am



2 Find **am**.

tam	am	a	me	in
am	Sam	<b>at</b>	on	am
am	om	am	to	is

3 Write am.

am

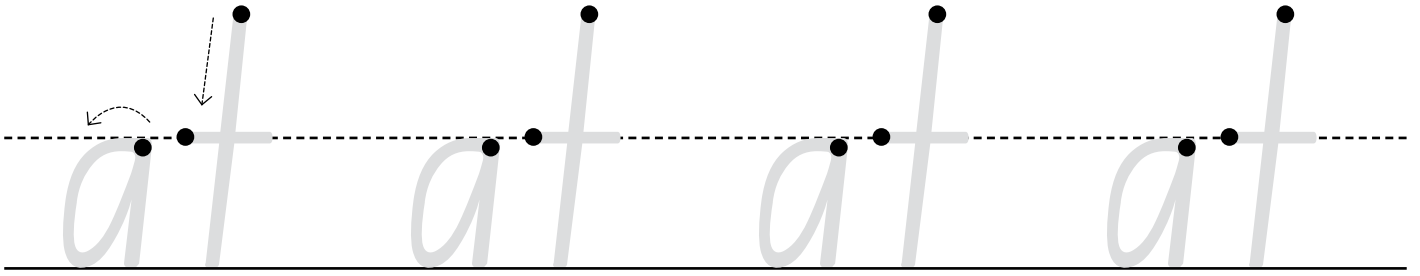
4 Write your name.

5 How old are you?

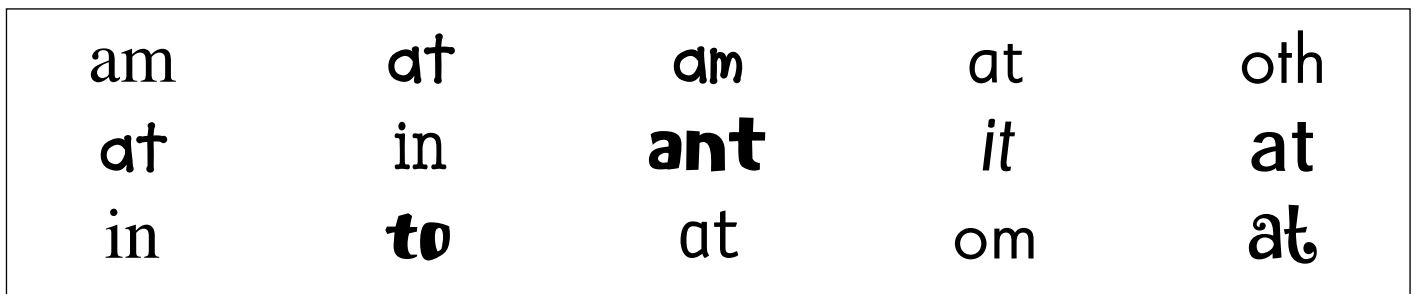
I am

# at words

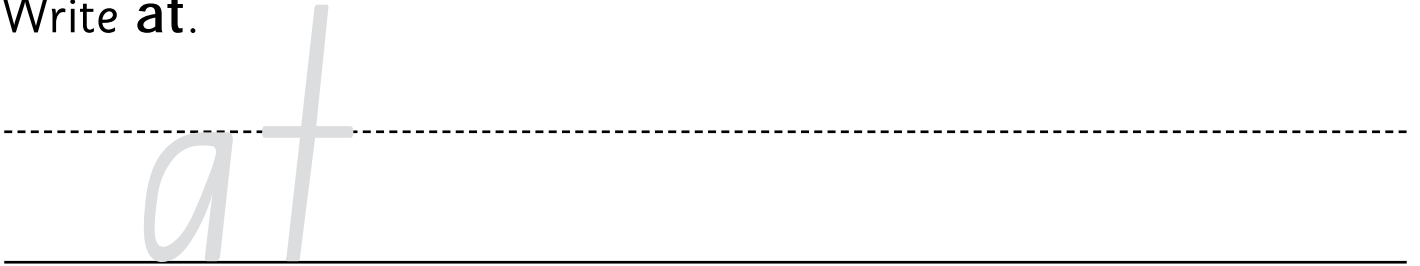
1 Trace.




2 Find **at**.



3 Write at.



4 Say each sound, and then blend them together. Color the balloon when you can read the word.






# The letter b

1 Say the letter sound.

b

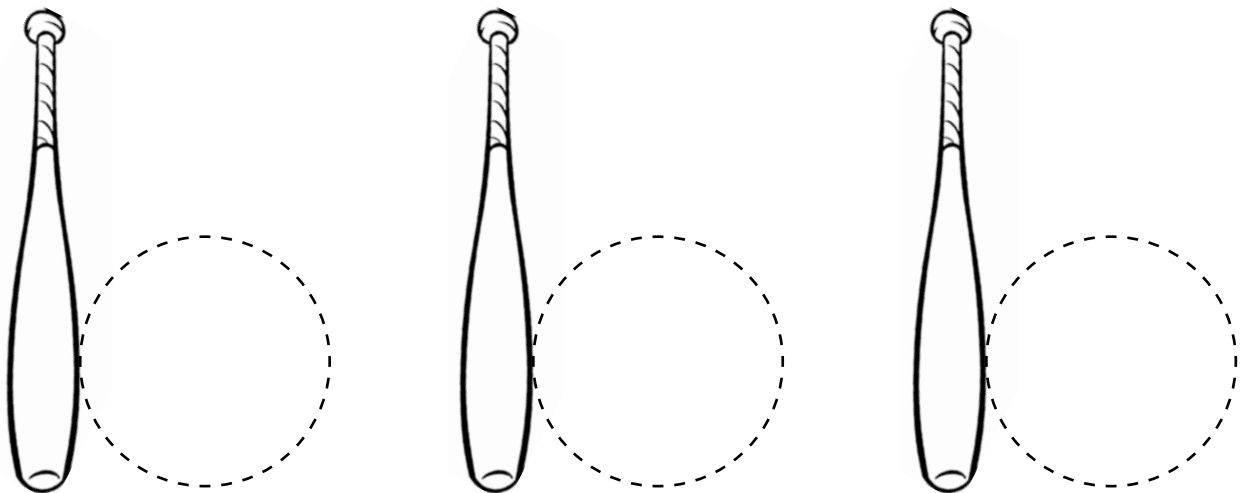


2 Color the bubbles that begin with b.

A grid of 24 circular bubbles containing various objects and animals. To the left of the grid are two large, faint lowercase letters 'b' for tracing. The objects in the bubbles are:

Speaker	Porcupine	Nose	Bicycle	Beehive	Astronaut
Ambulance	Bee	Bell	Baby	Fish	Hammer
Apple	Ball	Onion	Balloon	Sun	Bucket
Ant	Book	Bed	Bathtub	Hat	Number 6

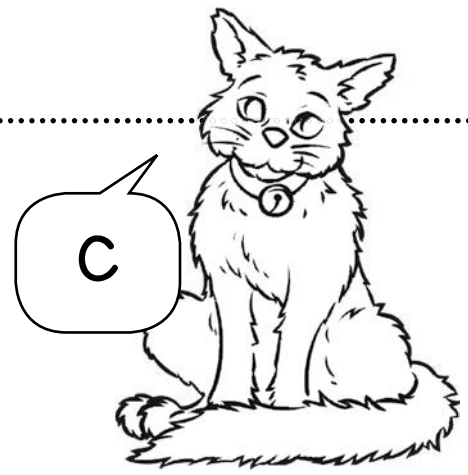
3 Draw a ball next to each bat.




# The letter c

1 Say the letter sound.


C



2 Color the pictures that begin with c.



3 Match each letter to a picture.




# Blend to read

---

- 1 Say each sound, and then blend them together.  
Join each word to a picture.

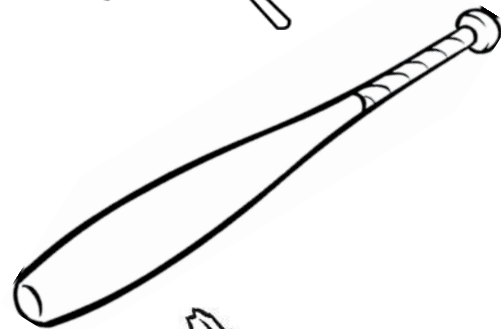
cat



bat



mat



sat



# Beginning sounds review

1 Circle the beginning sound.



b m c




m c b



t a i




c b a




a c b



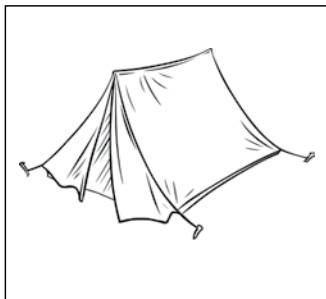
i m t




c t b




t m s




i t b



m b a



t i a



a b c

2 Write the word cat.




# The letter f








1 Say the letter sound.

f







fff



2 Color things that begin with f.

f			
f	5		
f	6		




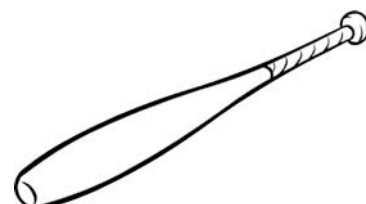

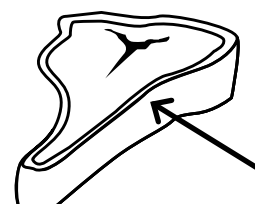
3 Match each letter to a picture.

f	m	b	f	i	c
					









# Beginning sounds

1 Write the beginning sound. Read the word.

 [ ] [ a ] [ t ]	 [ ] [ a ] [ t ]	 [ ] [ a ] [ t ]
 [ ] [ a ] [ t ]	 [ ] [ a ] [ t ]	 [ ] [ a ] [ t ]

2 Match each letter to a picture.

( a )	( b )	( t )	( b )	( m )	( b )
					

# CVC words


1 Complete.

Read	Write	Color
cat		
bat		
Sam		
mat		
fat		

## CHALLENGE

How many fruits can you name?

4 Good! 8 Great!! 12 Excellent!!!



# Read and write CVC words

1 Complete each sentence with a word from the box.

cat bat Sam



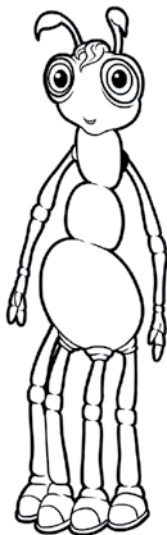
I am a

\_\_\_\_\_.



I am a

\_\_\_\_\_.



I am

\_\_\_\_\_.



I am a fat

\_\_\_\_\_.

# Read and write **high-frequency** words

---

I am a

1 Read each word. Write each word.

I am a

---

---

2 Complete each sentence with one of the words.

I am \_\_\_\_\_ cat.



I \_\_\_\_\_ a bat.



\_\_\_\_\_ am a fat cat.































I \_\_\_\_\_ Sam.



# QUIZ







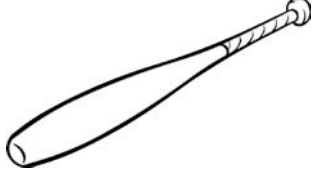


1 Write the letter. Color the pictures that begin with the letter.

m				
s				
t				
b				
c				
f				
i				




# QUIZ

2 Read the word. Color the picture that matches.

cat			
Sam			
bat			

3 Read each sentence. Join to a picture.


I am a cat.



I am a bat.



I am a fat cat.




# The letter n

1 Say the letter sound.

n

nnn



2 Color things that begin with n.

n				
n				
n				


3 Match each letter to a picture.

c	n	a	n	t	b

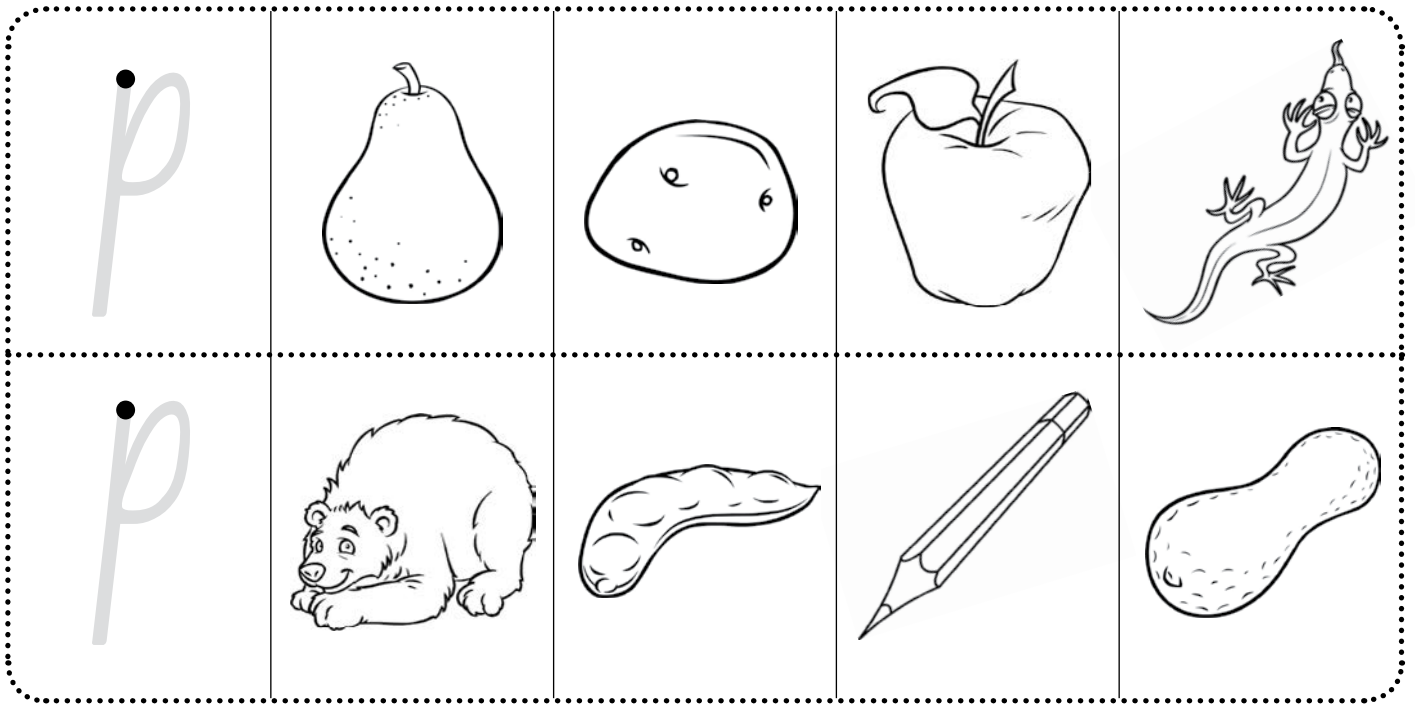
# The letter p

1 Say the letter sound.


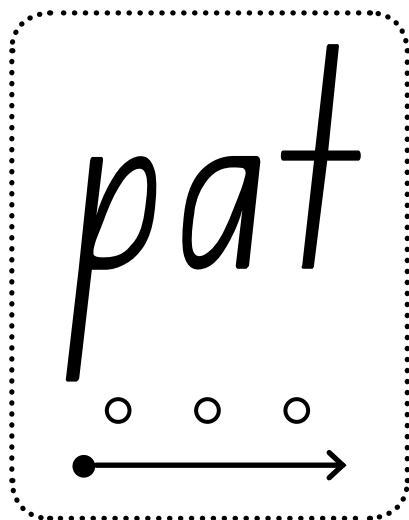
p



2 Color the pictures that start with p.




3 Read each word. Match.



# Beginning and ending sounds


1 Circle the letter each picture starts with.




p d



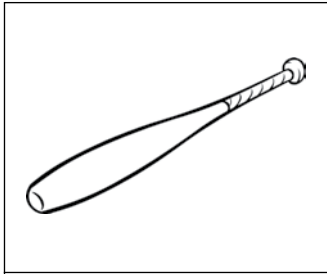
n m




c n




n p



p b




p g



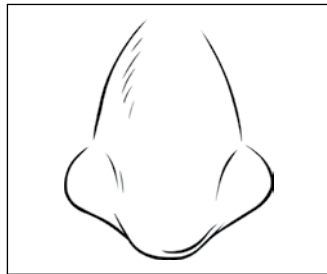
b p



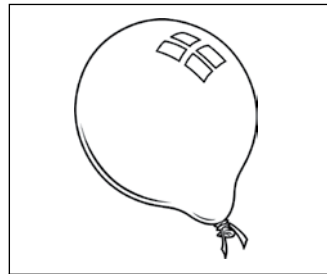
n m



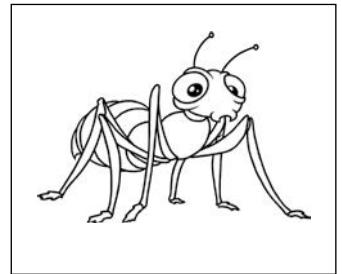
i f



n p

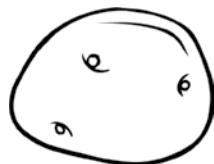

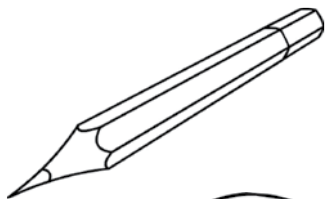
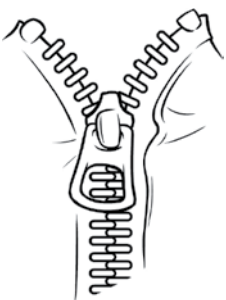


c b















a c

2 Color the pictures that end with p.







# Word family ap

1 Read the word. Color the picture that matches.

cap			
map			
tap			
nap			

2 Finish the ap words.

	_____ ap		_____ ap
	_____ ap		_____ ap



# Beginning sounds

1 Complete the word.



a t



a n



a p



a n



a n



a t



a t



a p



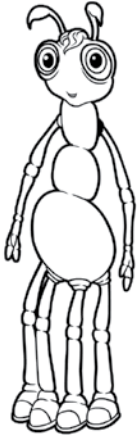
a p

# Read and write

---

1 Complete each sentence with a word from the box.

Sam a am cat



I am \_\_\_\_\_.

Sam pats a \_\_\_\_\_.



I \_\_\_\_\_ a bat.



Sam pats a \_\_\_\_\_ cat.



# The letter h

1 Say the letter sound.

# h



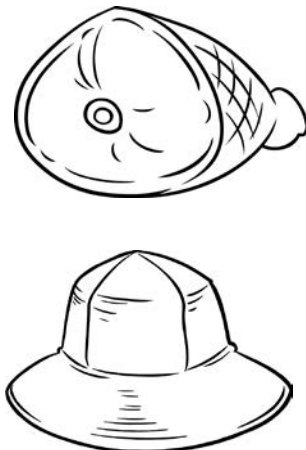
2 Color things that begin with h.


3 Read each word. Match.

hat

○ ○ ○

● →



ham

○ ○ ○


● →

# The letter r


1 Say the letter sound.

r


rrr



2 Color the pictures that begin with r.

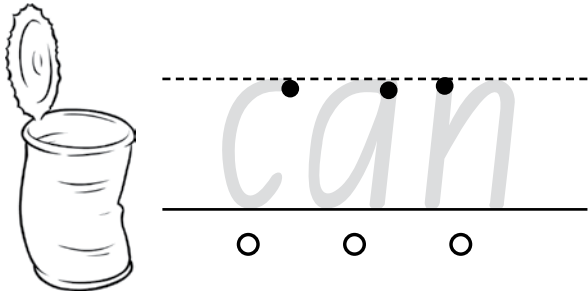


3 Match each letter to a picture.



# High-frequency words: can

1 Read. Write the word.



2 Read it 3 times.



Sam can bat.

3 Find **can**.

can

at

can

can

ath

cat

in

**can**

cit

can

an

to

cat

can

ate

4 Write can.

can

5 Complete the sentence.




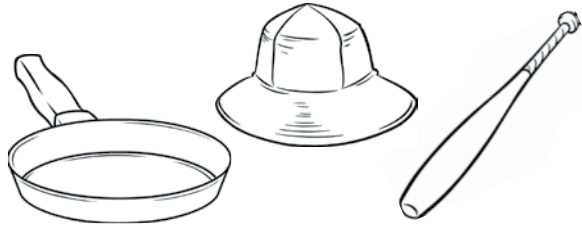
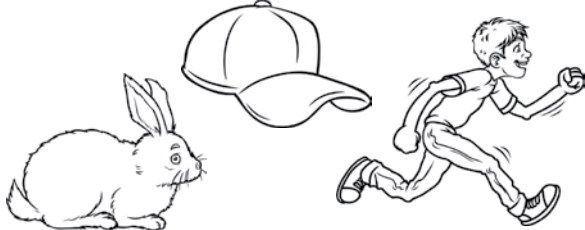


A man can

bat



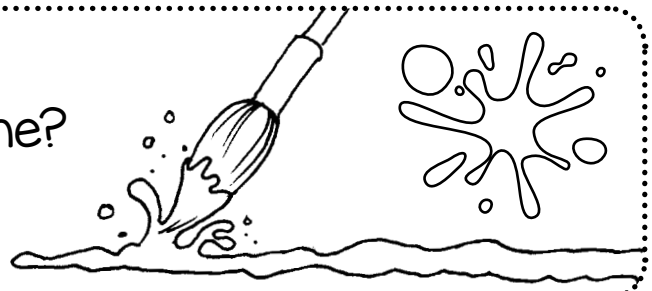
# Word family an

1 Complete.

Read	Write	Color
can	<input type="text"/> <input type="text"/> <input type="text"/>	
pan	<input type="text"/> <input type="text"/> <input type="text"/>	
ran	<input type="text"/> <input type="text"/> <input type="text"/>	
man	<input type="text"/> <input type="text"/> <input type="text"/>	
fan	<input type="text"/> <input type="text"/> <input type="text"/>	

## CHALLENGE

How many colors can you name?  
4 Good! 8 Great!! 10 Excellent!!!



# Beginning sounds review

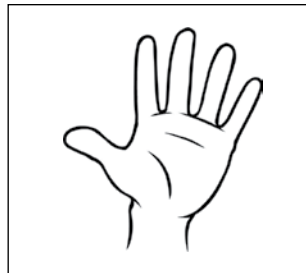
1 Circle the beginning sound.




t m



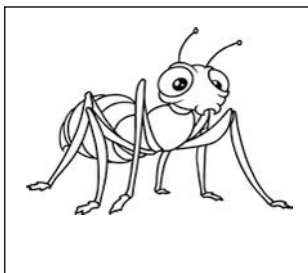
s r



h b



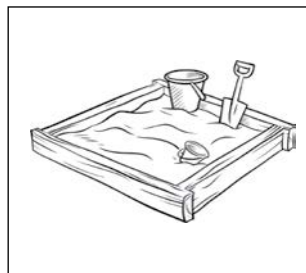
t f




a p




b r



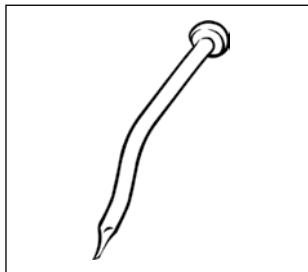
v s




p c




b c



m n



i e



a t

2 Finish the an words.




\_\_\_\_\_an



\_\_\_\_\_an



\_\_\_\_\_an



\_\_\_\_\_an

# The letter z

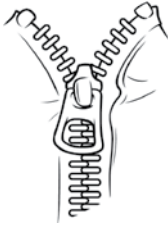







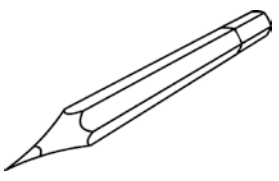



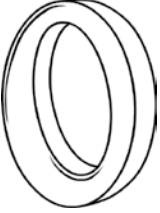





1 Say the letter sound.

Z

zzz



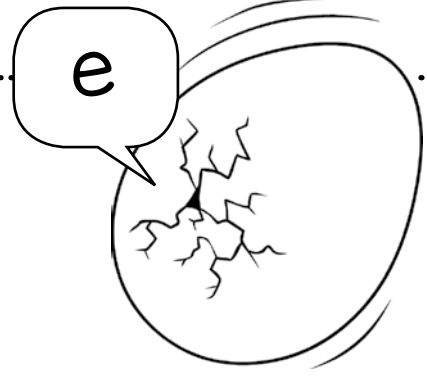
2 Color things that begin with z.

z			
z			
z			
z			
z			
z			






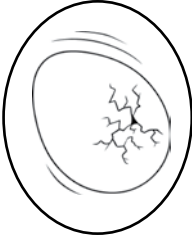









# The letter e

1 Say the letter sound.

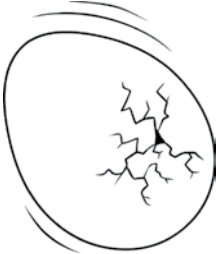
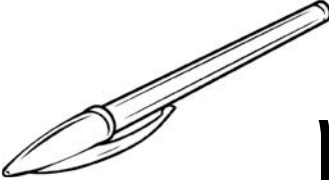


e



2 Color the eggs that begin with e.

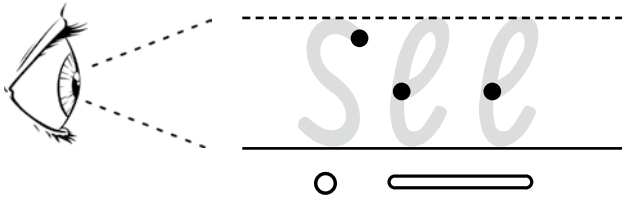
e					
e					
e					

3 Add an e and read the word.

	___ gg		p ___ n
	h ___ n		p ___ t

# High-frequency words: see

1 Read. Write the word.



2 Read it 3 times.



See the bee.

3 Find see.

see

see

as

the

see

so

tree

**bee**

is

as

as

**set**

see

sat

**see**

4 Write can.

see

5 Draw.

The bee can  
see the tree.





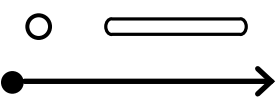
# Blend to read

---

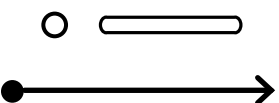
1 Say each sound, and then blend them together.

Match to a picture.

bee






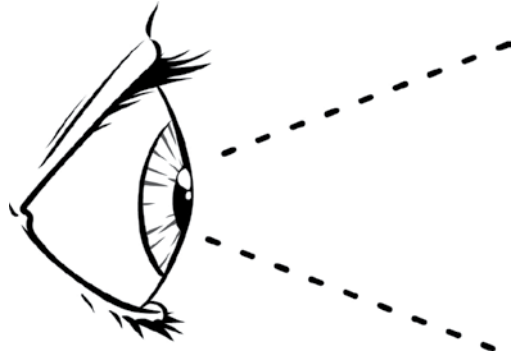
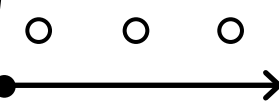
see



fan




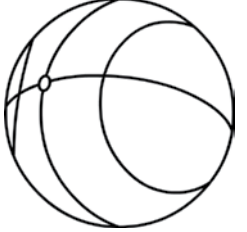














pan





# Rhyming words

1 Color the words that rhyme.


 <p>can</p>			
 <p>Sam</p>			
 <p>bat</p>			
 <p>map</p>			

2 Write the word.




# Plurals

1 Add s to make the plural. Label the pictures.




1 bee



2 bees



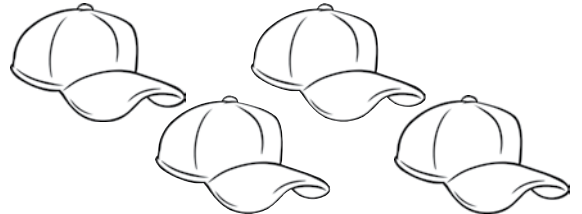
1 \_\_\_\_\_



3 \_\_\_\_\_




1 \_\_\_\_\_



4 \_\_\_\_\_



1 \_\_\_\_\_



5 \_\_\_\_\_

# Comprehension

Read.

**See the cat**  
I can see the cat.  
The cat is fat.  
The cat has a hat.



**Circle** the correct answer. Write the word on the line.

1 I can see the \_\_\_\_\_ .

**a** dog    **b** cat    **c** rat

2 The cat is \_\_\_\_\_ .

**a** sad    **b** big    **c** fat

3 The cat has a \_\_\_\_\_ .



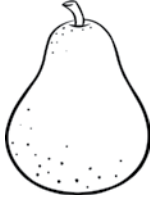














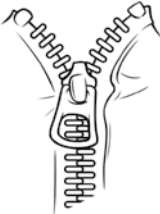


**a** mat    **b** hat    **c** ball

4 Is the cat on a mat?

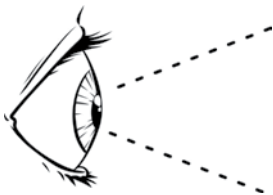
**a** yes    **b** no

# QUIZ

1 Write the letter. **Circle** the pictures that begin with the letter.

n				
h				
r				
p				
z				

2 Join the word to the picture.



tree













see

bee



# QUIZ

3 Read the word. **Circle** the picture that matches.

man			
tap			
cats			
map			

4 Read each sentence. Join to a picture.

Sam can see the hat.



Can a cat bat?