



SUMMER

17

GOLF CAR
ACCESSORIES

CONTENTS

04	The DRIVE®/Drive ² Fleet Accessories	25	Classic Accessories
09	The DRIVE Halogen Light Kits	26	Mirrors
10	Lighting The Way	27	Wheels & Wheel Accessories
12	Drive ² LED Light Fitment Matrix Chart	30	Adventurer® Accessories
14	Drive ² LED Light Kits	32	Auxiliary Lighting & Electrical
16	Enclosures & Storage Covers	34	Battery Maintenance
18	Audio/Electronics	37	Beverage Units
20	Golf, Utility & Personal Car Accessories	38	Yamalube®
23	Rear Facing Seats & Rear Storage	46	Common Service Items
24	Carpets & Mats	50	Accessory Replacement Parts



DON'T EXPECT IT. DEMAND IT!™

When your Yamaha needs scheduled service, maintenance, repair, or that perfect accessory, nothing can replace Yamaha Genuine Parts & Accessories. Genuine parts are just that, the same high-quality parts originally specified by the engineers for your Yamaha. What's more, Yamaha Accessory engineers work hand-in-hand with the same team of engineers that designed your Yamaha to develop Yamaha Genuine Accessories.

Making your vehicle look and perform as only a Yamaha can takes advanced research and the use of state-of-the-art materials. But that's not all. By continually subjecting these parts and accessories to a demanding testing program designed to evaluate functionality and durability, we give you peace of mind - no need to worry about inferior aftermarket parts.

Yamaha Genuine Accessories always deliver the highest fit, finish, and style while Yamaha Genuine Parts provide the same true quality and performance as the original part that was on your Yamaha, every time.

WHETHER ON THE
GREEN, IN THE
SAND, OR OUT
IN THE ROUGH....

DON'T EXPECT IT.
DEMAND IT!™

 **YAMAHA**
GENUINE
Parts & Accessories



A

A. DRIVE/Drive² Club Clean™ Club and Ball Washer

Fits side-by-side with Sand Bottle. Features a single fluid chamber which allows drainage from both chambers. T-style drain plug keeps plug attached to unit. Brushes are made from polypropylene, a long-lasting, high quality material that retains memory. High-grade, textured polypropylene case and lid are designed to endure long-term outdoor exposure. 1-year limited warranty. Club and ball washer hardware, GCA-JW133-00-00 (qty. 2) and mounting bracket, JW1-K8478-00-00, sold separately.

Fits all DRIVE and Drive² cars**

Carbon Fiber Look

GCA-CC104-CF-00.....\$66.99

Wood Grain Look

GCA-CC104-WG-00.....\$66.99



B

B. DRIVE/Drive² Golf Club and Ball Washer

Includes necessary mounting hardware to mount on either the left or the right side. Fits side-by-side with Yamaha Sand Bottles. Features dual fluid chambers; separate club and ball chambers allow different cleaning solutions and keep the dirt, sand, and turf particles contained to each chamber. Includes heavy-duty bristles that can quickly clean standard and oversized balls, as well as drivers, irons, and even putters. Comes with rubber dampers to reduce brush splatter. Offers tethered plug to prevent plug loss. 3-year limited warranty. Kits include all necessary mounting hardware, brackets and complete detailed installation instructions.

Fits all DRIVE and Drive² cars**

GCA-JW131-01-00.....\$56.99



C¹



C. Yamaha Sand Bottle Kits

(Behind Seat Back)

Includes all necessary mounting hardware to mount on either the left or the right side. Single Sand Bottle fits side-by-side with the Sand Bucket (GCA-JW130-00-00), the Six Pack Cooler (GCA-JW132-01-00), or Club and Ball Washer (GCA-JW131-01-00). Sand Bottle with or without handle are interchangeable. Comfortable, smart design makes bottle easy to grasp with gloved hand. Quick and easy to refill with one-turn screw on bottom lid with threaded slots that prevent sand from collecting in threads. Raised vertical lips on outside of bottle ensures secure, rattle-free fit and allows sand to fall to bottom preventing stuck bottles. Extremely durably body with high UV protection. Mounts to sweater basket closely behind seat back to keep rain out of sand. New Yamaha sand bottle is interchangeable with existing Yamaha sand bottle holder (GCA-JW143-02-00), making upgrading easy. Fits existing filling stations at golf courses currently using Yamaha sand bottles (GCA-JW140-03-00 and GCA-JW140-20-00). 3-year limited warranty. Kits include all necessary mounting hardware, brackets and complete detailed installation instructions.

1. Single Sand Bottle Kit**

Fits all DRIVE and Drive² cars

(with handle)

GCA-JOA40-00-00.....\$32.99

(without handle*)

GCA-JOB40-00-00.....\$27.99

2. Dual Sand Bottle Kit**

Fits all DRIVE and Drive² cars

(with handle)

GCA-JOA41-00-00.....\$69.99

(without handle)

GCA-JOB41-00-00.....\$64.99

3. Sand Bottle Only (not shown)

Fits all DRIVE and Drive² cars

(with handle)

GCA-JOA40-21-00.....\$16.99

(without handle)

GCA-JOB40-21-00.....\$16.99



C²



*Cannot be used in conjunction with DRIVE Rear Facing Seat Kit.

**The Club and Ball Washer, Sand Bottle, Sand Bucket, and Coolers cannot be used in conjunction with DRIVE Rear Facing Seat.

A. NEW! Drive² Insulated Yamaha Cooler

Yamaha exclusive blow-molded outer shell with injected interior liner features an insulated, double-wall construction with insulated, self-locking flip-up lid. Easily remove and portable using the attached handle. Holds 8-16oz bottles or 12-12oz cans with room for ice. Elegant design pairs perfectly with styling of the new DRIVE² Sand Bucket and Sand Bottle. Includes necessary mounting hardware to install on either the left or right side.

- Secure lid for a rattle-free operation
- Lid remains open with integrated self-locking clip
- Handle clips in place for secure storage— will not flop around, no rattling, and ensures storage in correct position
- Handle has integrated finger grooves for comfort
- High UV package for extreme durability
- Stainless steel hardware and hinge
- E-coat and powder-coated bracket and mount
- Tapered bracket for secure fit
- Does not interfere with golf bags
- Does not stick out past outside profile of golf car— less damage from trees and cars in cart barn/staging area; golfer will not hit when walking around car.
- Drinks remain below 40°F for 5 hours at 83°F ambient temp
- Exceeds Yamaha's stringent durability testing
- Will not work side-by-side with our accessory Single Sand Bottle Kit, sold separately
- 3-year limited warranty
- Available Winter 2017

Fits all DRIVE and 2007 - 2016 Drive² cars**
GCA-JOB32-00-00.....\$129.99



B. NEW! DRIVE/Drive² Sand Bucket Kit

Features large opening with scoop to easily retrieve sand/seed. Quick and easy to re-fill for the next round. Lid features lip to keep rain out. Secure lid for a rattle-free operation. High UV package for extreme durability. Includes all necessary mounting to install on left or right side. 551 cubic inch (2.3 gallon) capacity. Holds 12.72kg (28 lb.) of sand. Will not work side-by-side with additional Yamaha accessories mounted to sweater basket. 3-year limited warranty.

Fits all DRIVE and Drive² cars
GCA-JOA30-00-00.....\$82.99



C. DRIVE/Drive² Cooler

Roto-molded, double-wall insulated construction with attached flip-up lid. Easily removed and portable using the attached handle plus it is stackable for easy storage. 515 cubic inch (2.23 gallon) capacity. Includes necessary mounting hardware to install on either the left or right side. 3-year limited warranty. Will not work side-by-side with additional Yamaha accessories mounted to sweater basket. Kits include all necessary mounting hardware, brackets and complete detailed installation instructions.

Fits all DRIVE and Drive² cars** (Black)
GCA-JW132-11-00.....\$68.99



D. DRIVE/Drive² Sand Bucket

Roto-molded, double-wall construction with attached flip-up lid. Easily removed and portable using the attached handle plus it is stackable for easy storage. 294 cubic inch (1.28 gallon) capacity. Includes necessary mounting hardware to install on either the left or right side. 3-year limited warranty. Will not work with additional Yamaha accessories mounted to sweater basket.

Fits all DRIVE and Drive² cars** (Black)
GCA-JW130-10-00.....\$59.99



A

A. Self-Adhesive Information Card Holder

Keep pairing sheet, clubhouse menu, or course advertisements dry and in plain view with our information card holder. Made from LEXAN® polycarbonate providing unmatched combination of features. Market leading high impact strength stands up to everyday use in cold or hot temperatures. Shatter-resistant and virtually unbreakable. Extremely durable and resistance to the elements, including weather and UV. LEXAN® polycarbonate virtually resists fading and color changing. Crystal-clear transparency and exceptional clarity quality. Includes clear double-sided tape. 3-year limited warranty.

Fits any golf car with a windshield
GCA-JW185-13-00.....\$17.99



B

B. DRIVE/Drive² Information Card Holder

Keep pairing sheet, clubhouse menu, or course advertisements dry and in plain view with our information card holder. Easily installed on the ClimaGuard™ sun top using included retaining bracket and quick-turn knobs. Made from LEXAN® polycarbonate providing unmatched combination of features. Market leading high impact strength stands up to everyday use in cold or hot temperatures. Shatter-resistant and virtually unbreakable. Extremely durable and resistance to the elements, including weather and UV. LEXAN® polycarbonate virtually resists fading and color changing. Crystal-clear transparency and exceptional clarity quality. Includes universal mounting hardware. 3-year limited warranty.

Universal fit for most golf cars
GCA-JW185-05-00.....\$32.99



C

C. DRIVE/Drive² Premium Information Card Holder

This patented design Card Holder allows snap-lock insertion and push-button removal of the information card. Made from LEXAN® polycarbonate providing unmatched combination of features. Market leading high impact strength stands up to everyday use in cold or hot temperatures. Shatter-resistant and virtually unbreakable. Extremely durable and resistance to the elements, including weather and UV. LEXAN® polycarbonate virtually resists fading and color changing. Crystal-clear transparency and exceptional clarity quality. Features a patented rattle-proof information card holder for durability and strength. Made in the USA and has passed rigorous card heat deformation, weighted pull, insertion/button-pushing/release, and temperature impact testing. 3-year limited warranty.

Universal fit for most golf cars
GCA-JW885-00-00.....\$30.99



D

D. Iceberg™ Cooler

by Innovative Cooler Solutions

Injection molded and fully insulated on all sides including the lid keeps beverages cold during your round of golf. Stackable for easy storage. Securely mounts to seat back support using a newly designed, heavy-duty bracket that fits either left or right side. Includes all mounting hardware. 1-year limited warranty. Will not work side-by-side with additional Yamaha accessories mounted to sweater basket.

Fits all DRIVE and Drive² cars** (Black)
GCA-JOA32-00-00.....\$89.99

A. DRIVE Club Cover

Ultimate protection from the elements for the golfer's most prized possessions. Quick and convenient installation to the ClimaGuard™ Top using glass-filled, nylon-reinforced brackets and upper clips. 3-year limited warranty. (Dealer installation recommended.) Does not work with over-the-top enclosures.

Fits 2010 - 2016 DRIVE and 2017 - 2018 Drive² cars with ClimaGuard™ Top Fabric - Sand

GCA-JW160-14-SD.....\$161.99



B. DRIVE/Drive² Cabana Golf Bag Cover

by Club Pro Products*

Patented "Storage Boot" constructed of totally weather-resistant material. Neatly and easily stores away. Installs under 5 minutes.

Stainless steel frame with marine-grade materials and zippers.

4-year limited warranty.

Fits 2010 - 2016 DRIVE and 2017 - 2018 Drive² cars with ClimaGuard™ Top Black

GCA-JOA60-00-BK.....\$199.99

Taupe

GCA-JOA60-00-00.....\$199.99



C. DRIVE/Drive² Windshields

Available in a one-piece or fold-down version, in both tinted or clear finish. DRIVE windshields are made of high-impact acrylic with impact modifier, Drive² windshields are made from polycarbonate. Benefits of polycarbonate include higher impact resistance, greater tensile and flexural strength. Polycarbonate has a higher chemical resistance and blocks more UV than acrylic. DRIVE/Drive² windshields feature a contoured bottom to hug the front of the vehicle and provide maximum protection from the elements. Mounted with floating rubber grommets which provide a secure fit. The fold-down windshield has a flexible rubber hinge that has a chemically-bonded weld for superior strength. Press-in rubber latches for the top grip and bottom grip clips for a secure, quiet fit, and effortless way to store in the folded position. Comes with all necessary stainless steel hardware. 3-year limited warranty.

Fits 2007 - 2016 DRIVE cars

One-piece Clear

JW8-K7200-00-00.....\$134.99

One-piece Tinted

JW8-K7200-10-00.....\$145.99

Fold-down Clear

JW8-K7200-21-00.....\$141.99

Fold-down Tinted

JW8-K7200-31-00.....\$148.99

Fits 2017 - 2018 Drive² cars

One-piece Clear

JO-K7200-00-00.....\$200.99

One-piece Tinted

JOB-K7200-10-00.....\$218.99

Fold-down Clear

JOB-K7200-20-00.....\$203.99

Fold-down Tinted

JOB-K7200-30-00.....\$221.99



The DRIVE/Drive² Fleet Accessories



A



B



C



D



E



A. DRIVE/Drive² Sand Bucket Kit

Black roto-molded, single-wall construction with attached flip-up lid. Includes necessary mounting hardware to mount on either the left or the right side. Includes sand scoop. Fits side-by-side with a Single Sand Bottle (sold separately). Kits include all necessary mounting hardware, brackets and complete detailed installation instructions. 3-year limited warranty.

Fits all DRIVE/ Drive² cars**

Black

GCA-JW130-00-00.....\$50.99

B. DRIVE/Drive² Six-Pack Cooler

Black roto-molded, double-wall construction with attached flip-up lid. Comfortably holds up to six soft drink cans or four 16.9 oz. water bottles with ice. Easily removed and portable using the attached handle. Comes with all necessary mounting hardware to install on either the left or right side. Fits side-by-side with a Single Sand Bottle (Sold Separately). Kits include all necessary mounting hardware, brackets and complete detailed installation instructions. 3-year limited warranty.

Fits all DRIVE/ Drive² cars**

Black

GCA-JW132-01-00.....\$55.99

C. 10-Pack Fleet Numbers

Fleet numbers are available in multi-packs to sequentially label 10 cars (packed in pairs). The part number includes the multiple of 10 for each particular series (up to 100). 3-year limited warranty.

Universal fit for most golf cars

See the following examples:

Fleet #1 - 10 **GCA-JU081-01-KT**.....\$129.99

Fleet #11 - 20 **GCA-JU081-02-KT**.....\$129.99

Fleet #51 - 60 **GCA-JU081-06-KT**.....\$129.99

Fleet #91 - 100 **GCA-JU081-10-KT**.....\$129.99

Individual Car Fleet Numbers

Numbers for cars are available from 1 to 100 (sold in pairs). The number desired is included at the end of the part number. 3-year limited warranty.

Universal fit for most golf cars

See the following examples:

Fleet #1 **GCA-JU082-00-01**.....\$12.99

Fleet #2 **GCA-JU082-00-02**.....\$12.99

Fleet #3 **GCA-JU082-00-03**.....\$12.99

Fleet #50 **GCA-JU082-00-50**.....\$12.99

Fleet #100 **GCA-JU082-01-00**.....\$12.99

Special Order **GCA-JU082-00-SP**.....\$16.99

D. Off-Board Tow System

Easy way to tow cars from cart barn to staging area. Cars are connected together using a draw bar assembly. Front pivot arm and rear hitch required for each car. Can tow three golf cars with another Yamaha golf car, or can tow up to five golf cars with a properly fitted purpose-built towing vehicle.

Fits 2007 - 2016 The DRIVE golf cars

Front Pivot Assembly

GCA-JW186-00-00.....\$209.99

Rear Hitch

JU0-F3802-00-00.....\$96.99

Tow Bar (not shown)

JU0-F389J-00-00.....\$202.99

E. DRIVE Under-Seat Storage

Provides convenient storage as it covers the batteries. Easily removable for battery servicing. Cannot be used in conjunction with watering system. Designed for use with standard 4-12V battery setup on 2007 - 2010 and 6-8V battery setup on 2011 - 2016. Supplies shown not included.

Fits 2007 - 2016 The DRIVE

Electric model only

GCA-JW181-01-00.....\$86.99

DRIVE HEADLIGHT KITS (NOT SHOWN)

Customize your 2007-2016 DRIVE golf car with these sealed halogen headlights and LED taillights. The Standard Kit includes headlights, incandescent taillights, and side reflectors. The Premium Kit includes headlights, LED taillights, side reflectors and adds the Yamaha automotive style turn signal switch, LED front and rear turn signals and upgraded LED taillight and brake lights. The Yamaha turn signal switch controls the headlight on/off function and features an integrated horn button. Standard PTV and Premium PTV Kits include a horn and horn switch. All kits include all necessary mounting hardware.

NOTE: All DRIVE Electric models require the use of a voltage regulator. The voltage regulator fits '07-'10 JW2 models and '11-'16 JW9 models. The voltage regulator is included with all Electric model light kits. PTV refers to horn included in headlight kit. PTV headlight kits do not include speed codes.

DRIVE Gas Cars

PTV Premium Upgrade Kit

Fits 2010 - 2016 DRIVE Gas PTV Cars with model code JCO
(2012.5 - 2016 YDRA PTV EFI requires fuse upgrade)

GCA-JC012-00-PT.....\$306.99

Fleet Complete Headlight Kits

Fits 2007 - 2016 DRIVE Gas cars with model code JW1 or JW8
Standard Kit

GCA-JW115-01-00.....\$175.99

Standard PTV Kit

GCA-JW115-01-PT.....\$196.99

Premium PTV Kit (shown)

GCA-JW112-10-PT.....\$405.99

DRIVE Electric Cars

PTV Premium Upgrade Kit

Fits 2010 - 2016 DRIVE Electric PTV Cars with model code JC1

GCA-JC112-00-PT.....\$328.99

Fleet Complete Headlight Kits

Fits 2007 - 2010 and 2011-2016 DRIVE Electric cars with model code JW2 or JW9

Standard Kit

GCA-JW215-01-00.....\$408.99

Standard PTV Kit

GCA-JW215-01-PT.....\$429.99

Premium PTV Kit

GCA-JW212-10-PT.....\$603.99

2012.5 - 2017 Headlight Components

When installing Premium headlight kits with brake lights on a 2012.5 - 2016 The DRIVE, Adventurer Sport 2+2 or Concierge® and 2012.5-2017 Adventurer One, Adventurer Two, or Adventurer Sport; you must also purchase new brake light components to be installed with the complete and upgrade Premium headlight kits. Sold separately. Dealer installation recommended. Wiring modifications required.

2012.5 - 2014 Components

Stop Pin Spacer (Qty. 1)

GCA-82560-00-00.....\$2.99

Stop Switch Bracket (Qty. 1)

GCA-82530-00-00.....\$8.99

Brake Stop Switch Assembly (Qty. 1)

J50-82530-01-00.....\$27.99

2015 - 2017 Components

Flange Bolt (Qty. 1)

95817-06016-00.....\$1.99

Flange Nut (Qty. 1)

95707-06500-00.....\$1.99

Stop Switch Bracket (Qty. 1)

JW8-F1441-00-PC.....\$7.99

Stop Switch Spring (Qty. 1)

GCA-JC018-6Y-00.....\$3.99

Spring Hook Pin (Qty. 1)


GCA-JW8F3-00-00.....\$4.99

Circlip (Qty. 1)

99080-05600-00.....\$2.99

Cotter Pin (Qty. 1) (Min. Qty. 1*)

91401-30025-00.....\$3.99



YAMAHA LIGHTS THE WAY

We won't stop until we've come to the best solution for our customers, and that usually means the old industry standard isn't quite good enough. That's why we decided we could do better than halogen. Our golf cars come standard with LED headlights, turn signals, and an optional LED front logo for a brighter ride. Our lights are more powerful with less drain on your batteries, and deliver a 2-3 times wider field of vision than our competitors, so you can enjoy the ride worry-free, even after the sun goes down.




MAXIMUM VISIBILITY
MINIMUM ENERGY USED

HALOGEN
OLD YAMAHA STANDARD



LED
NEW YAMAHA STANDARD



THE DRIVE² LIGHT SYSTEM



LED FRONT LOGO



LED HEADLIGHTS



LED TURN SIGNALS



LED TAILLIGHTS

⁽¹⁾Internal Yamaha testing at a distance of 33 feet compared to the Drive PTV, 2016.

DRIVE² LED LIGHT KIT FITMENT MATRIX CHART

	Model Type	Headlight Kit Part Number	Headlight Kit Name	Headlight Kit Description	
PTV UPGRADE KITS	PREMIUM	PTVA	GCA-J0D12-00-PT	DR2PTV EFI J0D PREMIUM UPG KIT	Adds amber COB front turn signals, 20-LED rear brake/tail/turn lights and 4-way flasher to PTV unit with factory headlight and taillights.
	PREMIUM	PTVE	GCA-J0E12-00-PT	DR2PTV AC J0E PREMIUM UPG KIT	Adds amber COB front turn signals, 20-LED rear brake/tail/turn lights and 4-way flasher to PTV unit with factory headlight and taillights.
	ULTRA-PREMIUM	PTVE	GCA-J0E12-00-UP	DR2PTV AC J0E ULT-PRM UPG KIT	Adds premium amber flashing/white accent COB front turn signals, 26-LED sequential rear brake/tail/turn lights and 4-way flasher to PTV unit with factory headlight and taillights.
FLEET COMPLETE HEADLIGHT KITS	STANDARD	Fleet Gas	GCA-J0A15-00-00	DR2A FLT J0A/J0B STNDRD HL KIT	Adds factory LED headlights and incandescent taillights, horn, and side reflectors via a non-expandable standard harness.
	STANDARD	Fleet Elec	GCA-J0C15-00-00	DR2E FLT J0C/J0J STNDRD HL KIT	Adds factory LED headlights and incandescent taillights, horn, and side reflectors via a non-expandable standard harness.
	BASIC	Fleet Gas	GCA-J0A15-00-BC	DR2A FLT J0A/J0B BASIC HL KIT	Adds factory LED headlights and incandescent taillights, horn, and side reflectors via an expandable premium harness.
	BASIC	Fleet Elec	GCA-J0C15-00-BC	DR2E FLT J0C/J0J BASIC HL KIT	Adds factory LED headlights and incandescent taillights, horn, and side reflectors via an expandable premium harness.
	PREMIUM	Fleet Gas	GCA-J0A12-00-PM	DR2A FLT J0A/J0B PREM HL KIT	Adds factory LED headlights, amber COB front turn signals, 20-LED rear brake/tail/turn lights, horn, reflectors, and 4-way flashers. Includes premium automotive style turn signal switch/module and brake switch with all brackets and hardware.
	PREMIUM	Fleet Elec	GCA-J0C12-00-PM	DR2E FLT J0C/J0J PREM HL KIT	Adds factory LED headlights, amber COB front turn signals, 20-LED rear brake/tail/turn lights, horn, reflectors, and 4-way flashers. Includes Premium automotive style turn signal switch/module and brake switch with all brackets and hardware.
ULTRA-PREMIUM	Fleet Elec	GCA-J0C12-00-UP	DR2E FLT J0C/J0J ULTPRM HL KIT	Adds factory LED headlights, premium amber flashing/white accent COB front turn signals, 26-LED sequential rear brake/tail/turn lights, horn, reflectors, and 4-way flashers. Includes Premium automotive style turn signal switch/module and brake switch with all brackets and hardware.	
	BASIC FLEET KITS ONLY	Fleet Gas & Elec	GCA-J0A13-00-BK	DR2 FLT BASIC HL BRAKE EXP KT	Adds brake light sub-lead, brake switch, bracket, hardware, and 20-LED brake/tail/turn lights to basic headlight kit.
Fleet Gas & Elec		GCA-J0A13-00-PM	DR2 FLT BASIC HL PREM EXP KT	Adds amber COB front turn signals, 20-LED rear brake/tail/turn lights, and 4-way flashers. Includes premium automotive style turn signal switch/module and brake switch with all brackets and hardware.	

HEADLIGHT KIT TYPE	Headlight	Harness	Incandescent Tail Light	Horn	Premium 20-LED Tail / Brake Light	Sequential 26-LED Tail / Brake Light
Standard	Std.	Std.	Std.	Std.	-	-
Basic	Std.	Premium	Std.	Std.	Opt. w/ Premium Expansion Kit	Opt. w/ Ultra-Premium Expansion Kit
Basic + Brake Light Expansion	Std.	Premium	-	Std.	Std.	-
Basic + Premium Expansion	Std.	Premium	-	Std.	Std.	-
Basic + Ultra-Premium Expansion	Std.	Premium	-	Std.	-	Std.
Premium	Std.	Premium	-	Std.	Std.	-
Ultra-Premium	Std.	Premium	-	Std.	-	Std.

UNIT MODEL CODE

	JOA Fleet Carbureted	JOB Fleet EFI QuietTech	JOC Fleet DC	JOJ Fleet AC PowerTech	JOD PTV EFI QuietTech	JOE PTV AC PowerTech
					x	
						x
						x
	x	x				
			x	x		
	x	x				
			x	x		
	x	x				
			x	x		
			x	x		
	x	x	x	x		
	x	x	x	x		

HEADLIGHT KIT FUNCTION

	4-Way Flasher	Front COB Basic LED Amber Turn Signals	Rear LED Turn Signals	Front COB Premium LED Amber Turn Signals w/ Accent Light	Side Reflectors
	-	-	-	-	Std.
	Opt. w/ Premium or Ultra-Premium Expansion Kits	Opt. w/ Premium Expansion Kit	Opt. w/ Premium or Ultra-Premium Expansion Kits	Opt. w/ Ultra-Premium Expansion Kit	Std.
	-	-	-	-	Std.
	Std.	Std.	Std.	-	Std.
	Std.	-	Std.	Std.	Std.
	Std.	Std.	Std.	-	Std.
	Std.	-	Std.	Std.	Std.



WELCOME TO THE NEXT GENERATION OF LIGHT KITS

Customize your 2017-2018 DRIVE² golf car with Yamaha designed, projector LED headlights. Yamaha Genuine Light Kits are designed by Yamaha engineers to precisely fit each model. Kits include all necessary mounting hardware. Electric kits include a 48V regulator.

Standard Kit - Features a plug-and-play standard harness. Adds factory LED headlights, incandescent tail lights, horn and side reflex reflectors.

Basic Kit - Features a plug-and-play upgradeable premium harness. Adds factory LED headlights, incandescent tail lights, horn and side reflex reflectors. Features expandable wire harness to easily upgrade using Yamaha's expansion kits. Upgrade to brake lights only, basic amber LED front turn signal COB module, or premium white LED accent/amber LED front turn signal chip-on-board (COB) module with clear lens.

Premium Kit - Features a plug-and-play upgradeable premium harness. Adds factory LED headlights, the all new basic amber LED front turn signal chip-on-board (COB) module, 20-diode LED tail light and brake lights, front and rear LED turn signals, 4-way flasher, horn, and side reflex reflectors. Includes Yamaha's exclusive automotive style premium turn signal stalk that incorporates the headlight on/off switch, turn signal handle and integrated horn button. Features expandable wire harness to upgrade to premium white LED accent/amber LED front turn signal COB module with clear lens using Yamaha's expansion kit. Premium kits add an all new phosphor coated chip-on-board (COB) module that features full-power flashing amber LED front turn signals and are easy to install utilizing the OE front amber turn signal lens.

Ultra-Premium Kit - Features a plug-and-play upgradeable premium harness. Adds factory LED headlights, the all new waterproof/dustproof premium white LED accent/amber LED front turn signal chip-on-board (COB) module with clear lens assembly*, 26-LED sequential taillight and brake lights, front and rear LED turn signals, 4-way flasher, horn, and side reflex reflectors. Includes Yamaha's exclusive automotive style premium turn signal stalk that incorporates the headlight on/off switch, turn signal handle and integrated horn button.

YAMAHA GENUINE LIGHT KIT ADVANTAGE

- Yamaha designed projector LED headlight with ultra-low energy consumption and 40,000 hour life expectancy
- LED headlight has geometrically tuned reflector for long range and increased output
- LED headlight has 613% larger light field, double the brightness and 54% improvement in energy consumption over previous halogen headlight
- All Yamaha light kits include all necessary mounting hardware and detailed instructions with pictures
- All Fleet electric kits include required 48V regulator
- All Fleet kits include horn and horn switch

YAMAHA GENUINE LIGHT HARNESS ADVANTAGE

- Plug-and-play installation
- Precut to exact length with sealed, factory connectors
- No cutting, splicing, crimping or modifications required
- Factory weather-tight, sealed connectors
- Constructed of 16-gauge and 18-gauge wire
- Fully wrapped corrugated tubing and tape at all joints and ends
- Sealed splices with heat shrink
- Each harness tested for continuity, opens, and shorts
- Made in U.S.A.

All Basic, Premium, and Ultra-Premium Light Kits include Yamaha's exclusive new premium wiring harness that is fully expandable to upgrade to any of Yamaha's plug-and-play expansion kits; including our new intermediate side marker LED lights, turn signal indicator LED lights, and center high mount stop/turn/tail LED light.

*The all new accent/turn signal COB module is a direct replacement for the OE front amber turn signal lens.

PTV UPGRADE LIGHT KITS

NEW! Premium PTV Upgrade Kit

Fits 2017-2018 Drive² PTV EFI QuieTech™ gas cars with model code J0D
GCA-J0D12-00-PT.....\$479.99

Fits 2017-2018 Drive² PTV PowerTech AC electric cars with model code JOE
GCA-J0E12-00-PT.....\$469.99

FLEET COMPLETE LIGHT KITS

NEW! Standard Fleet Complete Light Kit

Fits 2017-2018 Drive² Carbureted and EFI gas cars with model code JOA or JOB
GCA-J0A15-00-00.....\$449.99

Fits 2017-2018 Drive² DC and AC electric cars with model code J0C or J0J
GCA-J0C15-00-00.....\$629.99

NEW! Basic Fleet Complete Light Kit

Fits 2017-2018 Drive² Carbureted and EFI gas cars with model code JOA or JOB
GCA-J0A15-00-BC.....\$639.99

Fits 2017-2018 Drive² DC and AC electric cars with model code J0C or J0J
GCA-J0C15-00-BC.....\$819.99

NEW! Premium Fleet Complete Light Kit

Fits 2017-2018 Drive² Carbureted and EFI gas cars with model code JOA or JOB
GCA-J0A12-00-PM.....\$965.99

Fits 2017-2018 Drive² DC and AC electric cars with model code J0C or J0J
GCA-J0C12-00-PM.....\$1,159.99

FLEET BASIC LIGHT EXPANSION KITS

NEW! Brake Light Expansion Kit

Adds 20-diode LED tail light and brake lights

Fits 2017-2018 Drive² golf cars with existing Basic Fleet Complete Kit (not shown)
GCA-J0A13-00-BK.....\$99.99

NEW! Premium Expansion Kit

Adds 20-diode LED tail light and brake lights, front and rear LED turn signals, and 4-way flasher. Uses the all new basic amber LED front turn signal COB module.

Fits 2017-2018 Drive² golf cars with existing Basic Fleet Complete Kit (not shown)
GCA-J0A13-00-PM.....\$359.99



STANDARD and BASIC LIGHT KIT
 No Turn Signals. Factory Amber Lens Cover Only.



PREMIUM LIGHT KIT with BASIC COB MODULE
 Flashing Amber Turn Signal "On"



ULTRA-PREMIUM LIGHT KIT with PREMIUM COB MODULE
 Solid White Accent Light "On"



ULTRA-PREMIUM LIGHT KIT with PREMIUM COB MODULE
 Flashing Amber Turn Signal "On"

Yamaha Over-the-Top Enclosures

Designed exclusively for DRIVE and Drive² models. Precision engineered for a custom fit for each sun top. Features an over-the-top, trackless style design with quick and easy installation and can be moved from unit to unit without any hassle. Securely fastens with hook-and-loop straps. Features heat-welded seams between the clear vinyl and side panels. Available in heavy duty, marine-grade, 1300D vinyl or marine-grade, 600D, 100% solution-dyed polyester fabric. Both materials are UV and mildew/mold resistant. Features a limited 1 year warranty for vinyl, 2 years for fabric.

Over-the-top enclosures cannot be used with DRIVE Club Cover, GCA-JW160-14-SD or Cabana Bag Cover, GCA-JOA60-00-00 or GCA-JOA60-00-BK.

2017 - 2018 Drive²

Fits 2017 - 2018 Drive² cars with ClimaGuard™ Top

Fabric - Taupe (shown) - GCA-JOA65-00-SD	\$509.99
Vinyl - White - GCA-JOA65-00-00	\$479.99
Acrylic - Linen - GCA-JOA65-00-LN	\$625.99

2007 - 2016 DRIVE

Fits 2010 - 2016 DRIVE cars with ClimaGuard™ Top

Fabric - Sand - GCA-JC165-00-SD	\$369.99
Vinyl - White - GCA-JC165-00-00	\$270.99
Sunbrella®-Taupe - GCA-JC165-00-TP	\$477.99

Fits 2007 - 2009 DRIVE cars with ClimaGuard™ Top

Fabric - Sand - GCA-JW165-00-SD	\$381.99
Vinyl - White - GCA-JW165-10-09	\$271.99

Fits 2007 - 2016 DRIVE with Modern Rear Facing Seat

(GCA-JW125-03-00) and Yamaha 82" Extended Sun Top (GCA-JW198-22-00)

Fabric - Sand (shown) - GCA-JW165-MD-SD	\$555.99
Vinyl - White - GCA-JW165-00-00	\$435.99

Fits 2007 - 2016 DRIVE with Classic Rear Facing Seat or Flip Seat (GCA-JP125-00-00) and 80" Extended Sun Top (JPO-K8314-00-00)

Fabric - Sand - GCA-JW165-CL-SD	\$555.99
Vinyl - White - GCA-JW165-CL-00	\$425.99

Fits 2007 - 2016 DRIVE Concierge 4 with Classic Rear Facing Seat or Flip Seat (GCA-JP125-00-00) and 116" Extended Sun Top

Fabric - Sand - GCA-JD165-CL-SD	\$664.99
Vinyl - White - GCA-JD165-CL-00	\$467.99

Fits 2007 - 2016 DRIVE Concierge 4 without Rear Facing Seat and 116" Extended Sun Top

Fabric - Sand - GCA-JD165-00-SD	\$628.99
Vinyl - White - GCA-JD165-00-00	\$467.99

Fits 2007 - 2016 DRIVE Concierge 6 without Rear Facing Seat and 130" Extended Sun Top

Fabric - Sand - GCA-JD065-00-SD	\$891.99
Vinyl - White - GCA-JD065-00-00	\$647.99

Replacement Strap with J-Hook (sold individually)

White - GCA-JW167-00-20	\$5.99
Black - GCA-JW167-00-10	\$6.99



A. 3 Sided Enclosure

by Club Pro Products®

This three-sided taupe enclosure perfectly complements the Club Pro Products' Cabana. Install in as little as 5 minutes with a patented extrusion system. The back panel allows access to the sweater basket. The cover disappears into a zippered sleeve when not in use.

Fits all 2007 - 2016 DRIVE with ClimaGuard™ Top
GCA-JC165-CP-00.....\$403.99

B. DRIVE Storage Cover

Ultimate protection for DRIVE golf car. Made of heavy duty, high performance vinyl with Yamaha logo, this cover is custom tailored to fit DRIVE with ClimaGuard™ Top. Thermally sealed seams. Industrial grade zipper in rear for ease of installation and removal. Made from 13-oz., 1000D vinyl laminate.

Fits all 2007 - 2016 DRIVE/ 2017-2018 Drive² cars with ClimaGuard™ Top
GCA-JW164-00-00.....\$245.99





A

A. NEW! Yamaha Bluetooth® Audio System
by Millennia

This Bluetooth® audio kit contains an all-new amp with conformal coating on circuit board. Protects against environmental effects such as moisture, dust, chemicals, and extreme temperatures. Kit includes Bluetooth® amp, two 3.5" 2-way 4ohm, 50-watt outdoor speakers, plug-and-play harness, stainless steel hardware and detailed installation instructions.

- Exclusive Plug-and-Play power and speaker harnesses
- Precut to exact length- no cutting, splicing, crimping required
- Designed to perfectly fit Drive² fleet gas models
- Insulated speaker terminal connectors
- Machine bolts and nuts for a Professional installation
- Constructed of 18-gauge wire

4 x 50W (20W RMS) Powered Amp

- 12VDC powered
- IP44-rated
- Aux-In
- Front and Rear Crossover with High and Low Bandpass Filter with Gain Control
- Front and Rear Line-Level Inputs
- Compact size (5" x 4" x 1.6")

Fits all 2017 - 2018 The Drive² Carbureted and EFI Gas Fleet cars

GCA-JOD19-00-00.....\$229.99



B

B. DRIVE/Drive² Stereo Console with Speakers

Black roto-molded, foam-insulated, double-wall plastic construction is a perfect complement to existing vehicle body lines. Easy installation - mounts underneath vehicle roof to front supports with stainless steel hardware and mounting plate. Includes two pre-wired 6-1/2", 100-watt, marine-grade speakers. Stereo not included. Accommodates a wide range of stereos with a single DIN opening of 2-1/8" x 7-1/8"; we recommend using our marine-grade stereo components shown on page 19.

Fits 2010 - 2016 DRIVE/ 2017 - 2018 Drive² cars with ClimaGuard™ Sun Top

GCA-JW191-10-00.....\$290.99




C

C. JVC® KD-X33MBS Bluetooth® Media Receiver

The KD-X33MBS is a 200 watt (4x50) marine/motorsports digital media receiver that has built-in Bluetooth® connectivity for smartphones and USB connections for iPod®/iPhone® (including Siri® Eyes-Free-Mode). Its conformal coating and short body (4-1/4" deep) make it optimal for outdoor applications such as golf cars, ATV/SxS, motorcycles, and boats. Two phones can connect for hands-free calling features and to enjoy services such as Pandora®, iHeart Radio®, or JVC® Smart Music Control. Sirius XM Satellite Radio® ready (Sxi). Includes 3-band equalizer, loudness control, and high- and low-pass filters, Easy EQ with 8 presets and 13-band graphic equalizer. Detachable face with single-line display and blue illumination with white background that is easier to read in bright sunlight. Separate brightness control for LCD and button illumination. Front USB 1-amp port charges devices quickly. Expandable with 6-channel preamp outputs (4.0-volt front, rear, sub).

FM Antenna (MAR-ANTEN-NA-02, Sold Separately)

GCA-JVCKD-X3-3M.....\$209.99



D

D. JBL® MR-18.5 Receiver

This offering from JBL® has a waterproof flip-down face, 180 watts (4x45), one pair of pre-outs, and is RF-remote ready. Other features include Aux-in, electronic shock protection, positive display, rotary encoder multi-control, bass/treble/balance controls, electronic volume control, random/repeat play, preamp fader control, intro scan, and beep-tone support.

Installation size: 7-1/8"W x 2-1/8"H x 6-3/4"D

Surface area dimension: 8-3/8"W x 2-3/4"H x 1-9/16"D

FM Antenna (MAR-ANTEN-NA-02, Sold Separately)

GCA-JBLMR-18-13.....\$272.99

A. JBL® MR-145S AM/FM CD Receiver

This fixed face receiver offers 180 total watts (4x45), front protected aux in, single line output terminal, pre-amp fader control, ESP (Electronic Shock Protection), positive display, electronic volume control, wired/wireless remote ready, volume attenuator, random/repeat play, intro scan, and European tuning.

Installation size: 7-1/8"W x 2-1/8"H x 6-3/4"D

Overall size: 7-5/16"W x 2-1/4"H x 7-3/4"D

FM Antenna (MAR-ANTEN-NA-02, Sold Separately)

GCA-MR145-SO-00.....\$191.99

B. HomeLink® Wireless Control System

Introducing the 2-Button Utility HomeLink® available through Yamaha. HomeLink® is the world's most widely trusted and used vehicle-based wireless remote control system.

- User friendly way to connect your Yamaha golf car to your home with a few button presses
- Compatible with nearly all garage door openers and gate systems - giving you the convenience to safely open and close them
- Allows you to remotely activate/deactivate your home's radio-frequency (RF) security system (if compatible)
- Allows you the option to turn on/off your interior/exterior lighting, appliances, and electronics
- Has the ability to control up to two devices
- Works on all 12-volt systems
- Fits most other Golf Cars, ATVs, Side-by-Sides, On-Road and Off-Road Motorcycles, Marine, Auto, Commercial and RV models
- For programming information, visit: homelink.com/utility

Universal fit for most 12V applications

Plug-and-Play: 2013 - 2016 THE DRIVE PTV EFI, 2017 - 2018 Drive² EFI QuieTech™, all Drive² models with Yamaha Premium light kit, 2014 - 2017 Adventurer One, and 2014 - 2017 Adventurer Two models

GCA-JC017-00-KT.....\$149.99

C. MA100 Speaker/Amp Package

by Millennia

Millennia speaker package includes a Millennia MA-50W x 2-channel amp that features fully marinized circuit boards to keep salt and corrosion away from the critical circuit path and an onboard high/low filter. The MA-100 amp is great for adding another pair of speakers. 45 Watts, 20W RMS.

- Includes two Seaworthy® 5582 5" 75-watt weatherproof speakers
- Speakers feature a 5 oz. magnet and 1" tweeter
- Includes a 72" mini plug that connects to the amplifier and features an AUX input that will accept any source of music through a mini DIN plug stereo connection
- Overall amp size: 4-3/8"L x 3-3/16"W x 1-9/16"H
- Overall speaker size: 5-3/4"W x 2-1/2"D x 5-3/4"H

GCA-MA100-00-00.....\$148.99

D. Bluetooth® with Volume Control

This is the perfect add-on to connect to the Millennia MA100 Speaker/Amp Package (GCA-MA100-00-00), sold separately, and is iPhone®, Android®, and Bluetooth® ready. Features a waterproof design and three connection options: 12-volt+, ground, and mini 3.5 DIN output. Easy to operate: turn-and-release to change songs, turn-and-hold to adjust volume, and push to Play/Pause.

Fits golf car, Boat, Side-by-Side, etc.

SBT-BTVCO-00-14.....\$99.99

E. External MP3/AUX Mini DIN Jack

For use with Yamaha Golf Cars that are equipped with the JBL® MR-18.5 Marine Stereo. You can mount this auxiliary input jack to your dash, and listen to music from a portable source through your Yamaha Golf Car stereo system. It will accept any source of music through a mini DIN plug stereo connection.

6' long cable.

MAR-JBLAU-X1-00.....\$21.99

External Antenna (Not Shown)

Plugs directly into receiver unit to acquire AM/FM radio signals.

MAR-ANTEN-NA-02.....\$7.99





A. NEW! Suede 13" Steering Wheel Kit

The "Suede Series" offers each driver a premium suede wrapped wheel, hand stitched custom-colored thread, and a contoured grip for the ultimate comfort and performance

- Full hoop design
- Weather and UV-resistant
- Multiple colors available

Includes Yamaha logo center cap, adapter hub and all installation hardware.

Fits all G14 - G22, DRIVE, Drive², Adventurer One, and Adventurer Two
 Gray - **GCA-JOE83-00-GY**.....\$132.99
 Black - **GCA-JOE83-00-BK**.....\$132.99
 Black with Beige Top Marker - **GCA-JOE83-00-BG**.....\$132.99

B. NEW! 13.5" Vinyl/Suede Combination Steering Wheel Kit

This steering wheel offers each driver a premium suede wrapped/perforated vinyl and contoured grip for the ultimate comfort and performance. Includes Yamaha logo center cap, adapter hub, and all installation hardware.

Fits all G14 - G22, DRIVE, Drive², Adventurer One, and Adventurer Two
GCA-JOE83-00-LT.....\$139.99

C. DRIVE/Drive² Kick Plate

Add some additional style to your Yamaha golf car with our 38" custom kick plate. The Yamaha logo is acid etched and the edges are hemmed for a superior finish. Kick plate is made of polished T304 stainless steel to prevent rusting. Kit includes self-adhesive tape and plastic end caps. 38"W x 2.67"H

Fits all DRIVE and Drive² cars
GCA-JW189-00-00.....\$94.99

D. Formula and Performance Steering Wheel Kits

The perfect accessory to complement your custom car. Steering Wheel Kits include Steering Wheel and Wheel Installation Kit with complete step-by-step instructions, a die-cast hub, grade-5 hardware, matte black trim pieces, and center cap with Yamaha Tuning Fork logo.

Fits all G14 - G22, DRIVE, Drive², Adventurer One, Adventurer Two

1. Formula J Sport Wheel Kit

The Formula J Sport Wheel is a 3-spoke design that has a black molded polyurethane grip with silver anodized spokes. 11-1/2" diameter.

GCA-JW883-00-KT.....\$149.99

2. Formula GT Wheel Kit

The Formula GT Wheel is a 3-spoke design that features a two-tone combination. Features gray colored hand-stitched leather-grained vinyl and black perforated grips with black anodized spokes. 13" diameter.

GCA-JW883-10-KT.....\$160.99

3. Performance GT Wheel Kit

The Performance GT Wheel is a 3-spoke design that features hand stitched black vinyl grips with black anodized spokes. 13" diameter.

GCA-JW883-20-KT.....\$160.99

Steering Wheel Installation Kit Only (Not Shown)

Includes black aluminum hub and mounting bolts.

GCA-JW883-00-10.....\$39.99

E. Beverage Holder

Replaces your four-cup beverage holder with this two-cup utility style beverage holder.

Fits 2007 - 2016 DRIVE cars

JW6-K835E-00-00.....\$12.99

A. 2015 - 2018 DRIVE/Drive² High Speed Gear Set

Increase the maximum speed to 19 mph for PTV use with this complete, bolt-in replacement gear set. All necessary components and hardware included, including 26T pinion gear, 115T primary gear, new bolts and nuts, and case gasket. No governor adjustments needed. 9.73 Gear Ratio

⚠ WARNING

A car capable of traveling over 15 mph does not conform to standards for golf cars (ANSI z130.1). Do not use on golf courses unless specifically allowed by the golf course's management. For PTV models; non-PTV models must have PTV Kit (headlight, taillights, horn) installed and required warning label (JCO-K7458-00-00).

Fits 2015 - 2016 DRIVE, 2015 - 2018 Adventurer One, Adventurer Sport, 2017 - 2018 Drive² gas models only with JW8 or JOA Schafer solid axle transaxle.

Will not fit Drive² with independent rear suspension. Will not fit electric models.


GCA-JCOG6-1A-00.....\$229.99



B. DRIVE Seat Bottom Cover

Refresh the look of your seat bottom without the expense of replacing the entire seat. The same high-quality Morbern[®] XLP[™] vinyl as latest OEM YDR seat. Professional installation recommended.

Fits 2007 - 2016 DRIVE, 2009-2018 Adventurer One, Adventurer Two cars
GCA-JW184-10-PC.....\$46.99



C. DRIVE/Drive² Black Vinyl Seat Cushion Assembly

Give your car a unique look with these stylish black-color replacement seat assemblies. Made from high quality Morbern[®] XLP[™] vinyl. Uses OEM injection-molded bases. Reuse stock hardware and hip restraints.

Fits 2007 - 2016 DRIVE, Adventurer Sport 2+2 cars
(Does not fit Adventurer One, Adventurer Two, or Adventurer Sport)

Black
Seat Bottom

GCA-JW984-00-00.....\$164.99

Seat Back

GCA-JW987-00-00.....\$154.99

Fits 2017 - 2018 Drive²

Seat Bottom (Shown)

GCA-JOB84-21-BK.....\$162.99

Seat Back

GCA-JW987-00-00.....\$154.99



D. Puddle Blocker[™] Parking Pad

Prevent stains from ruining your garage floor. The poly fibers will soak up fluid spills while the poly film backing will keep them off the floor. Made in the U.S.A. Mat is 5' x 8.5'.

Gray

GCA-JW299-30-00.....\$41.99

E. DRIVE 2" Lift Kit

Engineered by Yamaha for The DRIVE car. This complete kit has all you need to lift your car by 2". Heavy-duty shocks recommended, sold separately.

Fits 2007 - 2016 DRIVE, 2009 - 2018 Adventurer One models

Lift Kit

GCA-JC150-00-00.....\$411.99

Heavy-Duty Shock (use with Lift Kit only) (Qty. 2 required. Sold Individually)

JW6-F2210-01-00.....\$167.99

Extra Heavy-Duty Shock (use with Lift Kit and Rear Seat Kit) (Qty. 2 required. Sold Individually)

JPO-F2210-00-00.....\$158.99




F. Carry Bag

Carry groceries, etc. in your golf car. Straps conveniently into the golf bag strap.

Fits 2007 - 2016 DRIVE, 2017 - 2018 Drive² cars

GCA-CCUTL-BG-00.....\$44.99





A

A. NEW! Trail Tech™ Multi-Function Meter Kit

This Yamaha exclusive Multi-Function Meter Kit features multiple functions and performance capabilities that suit your Yamaha Golf Car. Real-time speedometer (MPH or KM/H) with 3 separate display modes that include: speed, clock, and distance(1); or speed, clock, and distance(2); or alternating avg/max speed, run time, and odometer.

- Separate left and right hand turn signal indicators and headlight indicator
- 12V input works on both gas and electric models when used with Yamaha's Accessory Basic and Premium Headlight Kits (sold separately)
- Plug-and-play installation plugs directly into the Yamaha Premium Headlight Harness
- Constant backlight with key "on" for low light situations
- Internal battery backup stores settings
- Voltage polarity protection
- Non-resettable odometer and run time
- Automatic Wake-Up Mode: meter turns on automatically with a button press, wheel movement, or external power
- Automatic Sleep mode: meter turns off after 180 seconds of inactivity so it will not drain your battery(ies)
- Stylish ABS mount to hide wires and the back of the meter
- Installs in minutes to the factory steering column and includes rubber damper to reduce vibrations
- Kit includes all the necessary accessories, hardware, and detailed instructions
- Available Fall 2017

Fits all Drive² cars (Custom wiring for 2007-2016 DRIVE models)

GCA-JOD18-00-00.....\$154.99



B

B. NEW! Drive² Front Brush Guard

This rugged Brush Guard is designed to provide additional protection while you venture off on the trail. It was designed to seamlessly integrate with the front profile of the Drive² while adding a tough, aggressive look. Helps protect the front end and headlights while complementing the styling of your Yamaha Golf Car.

- Kit includes front brush guard and mounting hardware
- Durable 3.2mm bent steel tubing construction
- 1¼" diameter tubing fit wide variety of mounts for additional lighting
- Strong 3mm thick mounting tabs
- Securely mounts in 3 locations
- Flat black powder-coated finish
- Uses factory sun top support bolts and front cowl bolts for easy installation

Fits all Drive² cars

Black

GCA-J2G67-00-00.....\$139.99



C

C. DRIVE Camouflage Front Cowl & Rear Body

Immersion-printed camouflage front cowl and rear body show no signs of lifting, no edges, no shrinking, no bubbling, no wrinkling around corners, no cut lines, and a lower price versus a wrapped version. Hydrographic finishing provides complete 360° coverage over corners and in the crevasses of the most difficult three dimensional parts; including the bag well and inspection panel area. Hydrographics meets the most demanding standards for hardness, UV resistance, chemical resistance, adhesion to the panels, and have a matte clear coat finish to add durability and UV protection. Sold without headlight and taillight cutouts, can be used on Fleet or PTV models.

Fits 2007 - 2016 DRIVE cars

YDR Camouflage Front Cowl

GCA-JW918-00-CM.....\$308.99

YDR Camouflage Rear Body

GCA-JW919-00-CM.....\$617.99



D

D. DRIVE Black Sun Top Assembly

Injection-molded factory ClimaGuard™ Sun Top.

Fits all DRIVE/Drive² cars

Black Sun Roof Cover (Includes sun top skin only)

JW1-K8314-21-00.....\$219.99

Black Sun Top Assembly (Includes sun top skin and handles)

JW1-XK83A-20-00.....\$301.99

Black Sun Top Kit

(includes sun top skin with handles, sun top supports, drain tubes, and hardware)

Fits 2007 - 2016 DRIVE cars - **JW1-K84A0-20-00**.....\$470.99

Fits 2017 - 2018 Drive² cars - **JOB-K84A0-10-00**.....\$377.99

A. DRIVE 82" Sun Top for Rear Facing Seat Kit

Roto-molded canopy helps protect your passengers from sun and rain. Uses the standard top drain tubes. Sun Top kit includes mounting hardware, drain tubes, heavy duty front and rear uprights, grommets, and seals.

Fits all DRIVE cars with DRIVE Rear Facing Seat Kit (GCA-JW125-03-00)
GCA-JW198-22-00.....\$577.99

DRIVE 82" Sun Top Skin Only
GCA-JW198-20-00.....\$358.99



B. DRIVE Rear Facing Seat Kit

Precision engineered for a custom fit and stock quality. Rear seats contoured to match front seats and feature thick density foam for maximum comfort. This rear facing seat is wide and large with a 14-gallon storage trunk, designed to carry up to 25 lb. It has a large, easy to reach rear handle to provide comfort. Features a large platform for easy boarding with an abundance of leg room. Powder-coated for durability. Completely bolt-on with no modifications required. Textured finish for added safety and durability (resists scuffing). Includes a welded, solid frame for strength. Seat back and arm rest supports feature sleeved connections to add sturdiness and a clean fit. A bar welded to the frame provides a handhold for boarding and riding and a foot barrier is integrated into molded platform. Kit includes the required heavy-duty shocks. Cushions and metal components carry 1-year limited warranty, and the plastic floorboard carries a 3-year limited warranty.

Fits 2007 - 2016 DRIVE cars
GCA-JW125-03-00.....\$1,033.99

C. DRIVE Flip Rear Facing Seat Kit

Complete, easy-to-install rear-facing seat kit engineered by Yamaha to convert easily to a light duty cargo area.

Fits 2007 - 2016 DRIVE cars with 80"/116" Eagle Extended Sun Top
GCA-JP125-00-00.....\$1,060.99





A



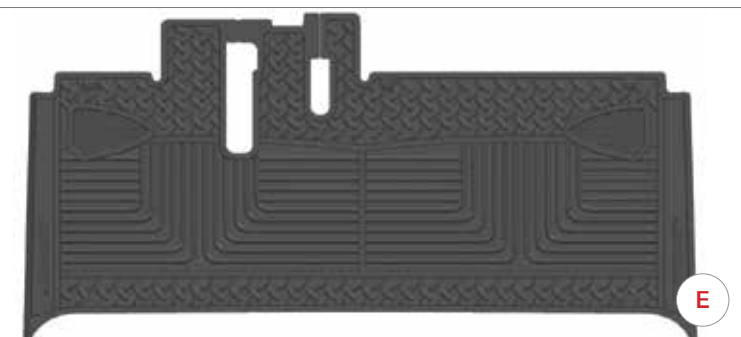
B



C



D



E

A. Drive² Carpet Set

The Drive² rubber-backed floorboard Carpet Set is extremely durable and features an embroidered Yamaha logo.

- Made of an all-weather UV material that is sun, water, and salt-resistant for the ultimate protection
- UV rays will not fade the carpet or logo
- Mold, mildew, and stain resistant
- Easy to clean with mild detergent
- Skid-resistant rubber backing
- Computer cut for a perfect fit
- Includes front passenger compartment and rear bag well carpet set

NEW! Fits 2017 - 2018 Drive² cars

Beige - GCA-JOA62-00-BG	\$145.99
Gray - GCA-JOA62-00-GY	\$145.99
Black - GCA-JOA62-00-BK	\$145.99

Fits 2010 - 2016 DRIVE cars with divided bagwell

Beige - GCA-JW162-30-BG	\$145.99
Gray - GCA-JW162-30-GY	\$145.99
Black - GCA-JW162-30-BK	\$145.99

Fits 2007 - 2010 DRIVE cars with non-divided bagwell

Beige - GCA-JW162-00-BG	\$145.99
Gray - GCA-JW162-00-GY	\$140.99
Black - GCA-JW162-00-BK	\$145.99

B. DRIVE Floorboard Carpet Kit

This durable floorboard carpet features an embroidered Yamaha logo. It is made of an all-weather material that is sun, water, and salt-resistant. UV rays will not fade the carpet or logo. It is mold, mildew, and stain resistant. Easy to clean with mild detergent, yet tough enough to clean with a pressure washer when necessary. Computer cut for a perfect fit every time. Includes front passenger compartment and rear bagwell carpet set.

Fits 2007 - 2010 DRIVE cars with non-divided bagwell

Beige - GCA-JW162-10-BG	\$69.99
Black - GCA-JW162-10-BK	\$72.99

C. DRIVE Concierge Rubber-Backed Mid-Body Carpet

Designed to be an exact match to DRIVE Floorboard Carpet Kit. The part numbers shown are for the individual pieces that goes on the floorboard between the mid-body and rear body.

Fits all 2007 - 2016 DRIVE Concierge cars

Beige - GCA-JD162-00-BG	\$60.99
Gray - GCA-JD162-00-GY	\$58.99
Black - GCA-JD162-00-BK	\$58.99

Non-Rubber Backing

Beige - GCA-JD162-10-BG	\$47.99
Gray - GCA-JD162-10-GY	\$45.99
Black - GCA-JD162-10-BK	\$45.99

D. DRIVE Club Clean™ Gorilla Mats™

Unlike competitors, this Yamaha Genuine All-Weather Rubber Floor Mat is made from the highest quality synthetic rubber which ensures superior performance and absolute interior protection! Diamond plate tread pattern for the ultimate traction plus separate channeling on both the driver and passenger sides keep dirt, debris, and liquid away from each occupant's feet. Rivet recesses also secure mat to prevent slipping in addition to recessed areas on back side for factory footrest rivets to lay perfectly flush.

- Comfort in a stylish design at an affordable price
- Durable, easy to clean and maintain
- UV and all-weather resistant, anti-fungal/anti-microbial
- Anti-skid, slip-resistant surface
- Features a molded Yamaha DRIVE² logo
- Molded-in soft spike cleaners
- Easy to install, no fasteners to remove or tools needed
- Available November 2017

Fits all Drive² models - **GCA-JOA72-00-00**.....\$49.99

E. DRIVE Club Clean™ Gorilla Mats™

Custom fit protective golf car floor mat is lightweight, made from 8mm of natural rubber. Protects factory mat. Integrated channels for water, dirt, and turf. Easy to clean.

Fits 2007 - 2016 DRIVE, 2009 - 2018 Adventurer One, Adventurer Two
GCA-CCGMY-AM-DR.....\$59.99

A. Classic Accessories® Golf Car Seat Cover

Comfortable padded seat covers protect new seats and renew the look of old or damaged seats. Extends the life of your seats - protects against dirt, sun damage, and wear. Machine washable for easy care. Elastic hem and strap system provides a custom fit that works on most golf car seats in minutes. No tool installation. Padded fabric won't shrink or stretch. Durable, water resistant fabric. 1-year limited warranty.

Universal fit for most golf cars
(Including Drive²)

GCA-72612-00-00.....\$43.99

B. Classic Accessories® Easy-On Storage Cover

Storage cover features rear access zipper for easy entry and installation. Rear air vents incorporated in cover to reduce wind lofting and inside moisture. Helps protect golf cars from harsh elements such as sun, weather, and dirt. Includes integrated stuff sack. Tough fabric treated for maximum water resistance and repellency. Elasticized cord in bottom hem for a custom fit. Weather-protected fabric won't shrink or stretch. 1-year limited warranty.

NOTE: Accessories such as front brush guards, rear seat kits, and rear bag attachments will affect the fit of this cover. When used on a model with the lift kit installed, tires will not be covered.

Universal fit for most golf cars

Tan
Standard two person
(87"L x 45.5"W x 59"H)

GCA-72402-00-00.....\$78.99

Two person forward with rear facing seat
(106"L x 48"W x 62"H)

GCA-74442-00-00.....\$85.99

C. Classic Accessories® Golf Car Seat Blanket

Instant protection from cold or dirty golf car seats. Quickly secures around golf car's hip restraints/arm rests and, when not in use, conveniently folds up into an easy-to-carry pouch. Features one side wipe-clean water-resistant fabric and the back side as quilted plush fleece backing. 1-year limited warranty.

Universal fit for most golf cars

Plaid
GCA-40015-00-00.....\$27.99

Pink/Gray
GCA-40016-00-00.....\$27.99



A



B



C





A

A. 5-Panel Mirror Kit

See everything going on behind you with this sleek style 5-panel rear view mirror kit. Includes all necessary mounting hardware.

Fits all DRIVE/ Drive² cars, Adventurer One, Adventurer Two
GCA-JW680-00-00.....\$44.99

B. Premium Side Mirror Kit

4-1/8" x 7-3/4" convex mirror comes with 3/4" and 1" bar clamps to fit many golf car models. Breakaway feature helps eliminate damage. Made with durable ABS plastic. Ball-and socket joint for easy adjustment. Fits either right or left side; sold individually.

Fits any car with 1" square steel tubing
GCA-JC181-00-00.....\$40.99



B

C. Side Mirror Kit

Side mirror mounts to the sun top uprights. Made of durable black automotive ABS. Installs in minutes. Large 4" x 6" glass mirror.

Fits any golf car with flat 1" square mounting surface
 Driver Side
GCA-JW681-30-00.....\$22.99
 Passenger Side
GCA-JW681-40-00.....\$21.99



C

D. CIPA Suction Cup Mirror

No holes to drill, no tools required, no scratching! Attaches to any clean, smooth, non-porous surface. Dash, console, or windshield mount. Fully adjustable 4" x 8" mirror.

SBT-11050-00-10.....\$21.99



D

E. CIPA Ellipse Mirror

4" x 11" multi-lens mirror features one stationary and two adjustable lenses, also has a ball and socket tension adjustment knob that will keep the mirror where you position it. CIPA's windshield frame bracket will mount to rectangular or round-top mounting surface 3/8" to 1-1/4".

SBT-20020-00-10.....\$56.99



E

A. NEW! 10" 12-Spoke J-Series Alloy Wheel

This easy, direct replacement PTV wheel assembly includes Kenda® Loadstar® 205/65-10 DOT tire with chrome acorn lug nuts, valve stem, and Yamaha Tuning Fork logo chrome center cap. Machined finish. (Sold individually.)

Fits all DRIVE / Drive² models
 Silver (shown) - **GCA-JOE51-00-SL**.....\$189.99
 Black Machined - **GCA-JOE51-00-BM**.....\$189.99
 Gold Machined - **GCA-JOE51-00-GD**.....\$189.99

B. NEW! 10" 12-Spoke J-Series All-Terrain Alloy Wheel

Includes Carlisle® All Trail II 20" x 10" x 10" all-terrain tires mounted, chrome acorn lug nuts, valve stem, and black center cap. (Sold individually.)

Fits all DRIVE / Drive² models
 Silver (shown) - **GCA-J2G51-00-SL**.....\$215.99
 Black Machined - **GCA-J2G51-00-BM**.....\$215.99
 Gold Machined - **GCA-J2G51-00-GD**.....\$215.99

C. 12" 5-Spoke Alloy Wheel

Includes mounted 30-series low-profile tire, chrome acorn lug nuts, valve stem, and center cap. Radial tires for a smooth and comfortable ride. Machined finish. (Sold individually.)

Fits all Yamaha models
 Driver Side - **GCA-JW852-00-00**.....\$199.99
 Passenger Side - **GCA-JW852-00-00**.....\$199.99

D. 12" 14-Spoke Limited Edition Alloy Wheel

Includes mounted low-profile tire, chrome acorn lug nuts, valve stem, and center cap. Limited Edition machined finish with black accents. (Sold individually.)

Fits all Yamaha models
GCA-JW157-11-00.....\$205.99

E. 12" 14-Spoke Alloy Wheel

Includes mounted low-profile tire, chrome acorn lug nuts, valve stem, and center cap. Machined finish. (Sold individually.)

Fits all Yamaha models
GCA-JW157-01-00.....\$205.99

F. 10" 4-Spoke Alloy Wheel

Includes mounted low-profile tire, chrome acorn lug nuts, valve stem, and center cap. Machined finish. (Sold individually.)

Fits all Yamaha models
GCA-JW153-02-00.....\$164.99

G. 10" 14-Spoke Alloy Wheel




Includes mounted low-profile tire, chrome acorn lug nuts, valve stem, and center cap. Machined finish. (Sold individually.)

Fits all Yamaha models
GCA-JW152-01-00.....\$196.99

H. 10" Casino Alloy Wheel

This easy, direct replacement PTV wheel assembly includes Kenda® Loadstar® 205/65-10 DOT tire with chrome acorn lug nuts, valve stem, and Yamaha Tuning Fork logo chrome center cap. Machined finish. (Sold individually.)

Fits all DRIVE / Drive² models
 Black Inset with Machined Face (shown)
GCA-JC352-00-BK.....\$199.99
 Silver
GCA-JC352-00-SL.....\$199.99





A

A. NEW! Drive² Fender Flare Kit

The Fender Flare Kit from the Adventurer Sport 2+2 is now available to upgrade your Drive² golf car or PTV. Designed to integrate into the original style and fit of the Drive². Sporty styling adds an aggressive, tough look and feel while adding an extra level of protection from mud and water. Fender flares are made from a durable, injection-molded polypropylene, UV-resistant material.

- Kit includes all four fender flares and mounting hardware
- Uses 8mm TufLok[®] rivets for easy of installation and removal
- Durable 5.6mm thick construction
- Textured surface provides durable finish and helps protect from scratches
- Available August 2017

Fits all Drive² cars

GCA-J2G56-00-00.....\$109.99



B

B. NEW! Super Hauler Fender Flare Kit

Designed to integrate into the original style and fit of the Drive². Sporty styling adds an aggressive, tough look and feel while adding an extra level of protection from mud and water. Fender flares are made from a durable, injection-molded polypropylene, UV-resistant material for ultimate protection against the elements.

- Kit includes front fender flares and stainless steel mounting hardware
- Durable 5.6mm thick construction
- Finished interior surface hides the underside and gives an overall integrated look while adding structural support
- Extended wrap around lip for added protection and style
- Textured surface provides durable finish and helps protect from scratches
- Available August 2017

Fits 2017 - 2018 Super Hauler model

GCA-J2E56-00-00.....\$139.99



C



D

C. DRIVE Off-Road Fender Flare Set

Provides a bold look and additional protection from water, mud, and debris. Includes front and rear flares and all necessary mounting hardware.

Fits 2007 - 2016 DRIVE cars

GCA-JP061-00-00.....\$108.99

D. Adventurer Off-Road Fender Flare Set

Provides a bold look and additional protection from water, mud, and debris. Includes front and rear flares and all necessary mounting hardware.

Fits 2007 - 2017 Adventurer One, Adventurer Sports models

GCA-JP261-00-00.....\$133.99



E

E. DRIVE Fender Flare Set

Black injection-molded plastic construction. The perfect complement to existing vehicle body lines. Adds styling and additional protection from water, mud, and debris. Mounting hardware included.

Fits 2007 - 2016 DRIVE cars

GCA-JW154-00-00.....\$111.99

Replacement Rivet Set (18 pieces)

GCA-JW154-51-00.....\$7.99

A. DRIVE Wheel Covers

Exclusive to Yamaha. Yamaha wheel covers have the familiar classic look as previous wheel cover, with a host of improvements. New clip retention system doesn't scratch your rim while being installed. Stem hole protection system helps protect the valve stem from damage. Upgraded chrome plating process improves retention and coverage. 3-year limited warranty. Fits all models with stock 8" wheels.

Single Car Set

(Available in sets only; order 4 for full set.)

- 1. Chrome
GCA-JW950-12-00.....\$13.99
- 2. Silver Metallic
GCA-JW950-02-00.....\$9.99
- 3. Sandstone Metallic
GCA-JW950-22-00.....\$9.99

Fleet Set

(Must use quantity 64 when ordering, enough for 16 cars.)

- Chrome
GCA-JW950-12-BU.....\$13.99
- Silver Metallic
GCA-JW950-02-BU.....\$9.99
- Sandstone Metallic
GCA-JW950-22-BU.....\$9.99

B. Fleet 8" Wheel Cover

Exclusive to Yamaha, with the same improvements as The DRIVE wheel covers. Features a clip retention system that doesn't scratch your rim while being installed. Stem hole protection system to help protect the valve stem from damage. Easy to remove. Fits all models with stock 8" steel wheels. 3-year limited warranty.

Single Car Set (Available in sets only; order 4 for full set.)

- Silver Metallic (Shown)
GCA-JOA50-01-00.....\$11.99
- Chrome
GCA-JOA50-11-00.....\$17.99
- Sandstone Metallic
GCA-JOA50-21-00.....\$11.99
- White
GCA-JOA50-31-00.....\$11.99

Fleet Set (Must use quantity 64 when ordering, enough for 16 cars.)

- Silver Metallic
GCA-JOA50-01-BU.....\$11.99
- Chrome
GCA-JOA50-11-BU.....\$17.99
- Sandstone Metallic
GCA-JOA50-21-BU.....\$11.99
- White
GCA-JOA50-31-BU.....\$11.99





A. Adventurer Sun Top

Provides shade from the sun. Mounts with durable powder-coated steel frame.

Fits 2009 - 2017 Adventurer One, Adventurer Two, Adventurer Sport models
Black

GCA-JW690-00-00.....\$382.99

B. Adventurer Premium Light Kit Upgrade

This Custom Premium light upgrade kit adds brake lights, turn signals, and 4-way flashers.

Fits 2009 - 2017 Adventurer One (gas only)

GCA-JW612-00-00.....\$240.99

C. Fender Kit

Add a more muscular look to your Adventurer One with this front fender flare kit from the Adventurer Two. All necessary mounting hardware is included.

Fits 2009 - 2017 Adventurer One

GCA-JW661-00-00.....\$72.99



A. Adventurer and DRIVE Front Brush Guard Kit

Add a more muscular look to the front of your Adventurer or DRIVE. Made of 3/16" steel, 1" round tubing, and 1-1/2" round tubing. Powder-coated for protection.

Fits 2007 - 2016 DRIVE, 2009 - 2017 Adventurer One, Adventurer Two
GCA-JW620-10-00.....\$402.99

B. Trackless Over-the-Top Enclosure

Fits with Yamaha Sun Top Kit (GCA-JW690-00-00)

Fits Adventurer One, Adventurer Two

Fabric - Linen

GCA-JW665-00-SD.....\$470.99

Vinyl - Black (shown)

GCA-JW665-00-00.....\$400.99

C. Adventurer Windshields

Available in a one-piece or fold-down version, made of high impact acrylic with impact modifier. Adventurer windshields feature a contoured bottom to hug the front of the vehicle and provide maximum protection from the elements. Mounted with floating rubber grommets which provide a secure fit. The fold-down windshield has a flexible rubber hinge that has a chemically-bonded weld for superior strength. Press-in rubber latches for the top grip and bottom grip clips for a secure, quiet fit, and effortless way to store in the folded position. Comes with all necessary stainless steel hardware. 3-year limited warranty.

One-piece Clear (shown)

JW8-K7200-00-00.....\$134.99

One-piece Tinted

JW8-K7200-10-00.....\$145.99

Fold-down Clear

JW8-K7200-21-00.....\$141.99

Fold-down Tinted (shown)

JW8-K7200-31-00.....\$148.99



A



B



C





A



A



B



C



D



E

A. NEW! 3.5" Backlit Yamaha Tuning Fork Logo Light

Replaces the OE Tuning Fork logo on Front Cowling

- Requires a 70mm hole and 15mm depth clearance behind it for mounting
- Includes all necessary mounting hardware

Fits any vehicle with a 12VDC power source

GCA-JOB17-00-00.....\$69.99

Fits 2017-2018 Drive² cars

GCA-JOD17-00-00.....\$84.99
(Qty. 100)

GCA-JOD17-00-PC.....\$94.99
(Qty. 1)

B. PIAA® LP 530 LED Light Kits

PIAA® LP530 LED 3-1/2" fog and driving lamps feature exclusive reflector-facing LED bulbs and a geometrically-perfect reflector to provide precise beam control and increased output compared with ordinary halogen bulbs. The LED bulbs are much more durable than halogen bulbs, provide more output, and consume far less power. Available in true fog and long range driving beam patterns. Uses two 3W LED, 6000K bulbs. Cast aluminum housing with polycarbonate lens. Kit includes two lamps, pre-wired harness with fuse, and switch.

Fits any vehicle with a 12VDC power source

LP530 LED Fog Light Kit 70° Beam - **DBY-ACC56-24-05**.....\$322.99

LP530 LED Driving Light Kit 30° Beam - **DBY-ACC56-24-06**.....\$335.99

**C. Super White Performance Lighting Kits
PIAA® 510 Series 35W/60W**

High-performance 100mm (3.9") diameter round light kit.

12V 35W H3 Xtra Super White bulb. Includes lamps, wiring, and switch.

Fits any vehicle with a 12VDC power source

Long Range 30° Beam - **ABA-73514-00-00**.....\$311.99

Wide Beam 60° Beam - **ABA-73510-00-00**.....\$301.99

D. PIAA® 360 x 4 Universal Brackets

Single clamp system with infinite adjustability - redefines universal! The 360 x 4 Universal Bracket is named for the fact that the light mounting base can be rotated 360° and fits four different bar sizes. Mount lights to any 7/8" to 1-1/4" bar. Simply slip in one of the three inserts provided and you have the size you need. With 360° adjustability, you can mount lights onto just about any angle bar on whatever vehicle you own.

Machined from solid billet aluminum for strength and powder-coated for rugged wear and long life.

Fits any vehicle with a 12VDC power source

Black Bracket Set (Set of 2.)

Universal - **DBY-ACC56-24-07**.....\$48.99

E. LED Dome Light

This battery-operated LED dome light provides ample light to help illuminate your vehicle. Can also easily detach and be used as an emergency light. Six high-powered LED lights offer ample lighting and run for hours on only four AA batteries. Large, easy-to-use ON/OFF button.

SSV-5B411-20-00.....\$75.99

A. NEW! USB Charge Socket (Set)

A set of two sockets with one port each offers you the convenience of charging two devices at the same time. Each socket can be installed in different locations (i.e. one for driver and other for passenger). Both electric and gas models include necessary voltage regulator. Uses factory mounts and plug-and-play harness. Requires fuse (sold separately).

- Full 2.1 amps @ 5VDC output per port
- Spring-assisted lid closure system

Fits 2017 - 2018 Drive² Fleet Electric Cars - **GCA-JOC70-00-00**...\$109.99
 Fits 2017 - 2018 Drive² Fleet & EFI Cars - **GCA-JOA70-00-00**.....\$85.99



B. PIAA® Harness Extensions

Allow mounting of PIAA® 510 Series lights to a wider range of locations. 81" length.

SSV-5UG13-10-00.....\$35.99

C. RAM® Rubber Spotlight

Features 70,000 candle power sealed-beam bulb in a durable, weather-resistant rubber housing. Includes the deluxe RAM® mounting system, 10' coiled cable, and a 12V plug/ receptacle system.

Fits any vehicle with a 12VDC power source
ABA-2HR35-10-00.....\$114.99



D. Waterproof USB Dual Charge Port

Add the convenience of a waterproof USB dual charge port to your golf car, boat, ATV, Side-by-Side, motorcycle, or even automobiles. The USB charge port uses the same mounting hole and connectors as the DC receptacle, making upgrading to USB a snap. The input voltage range of 12V-24V makes it universal on gas and electric models. Marine grade with insulated terminals and water-resistant cover to protect against dust and water. Blue LED to indicate power. 5V total of 2.1 amps (1 amp per port).

Fits any vehicle with a 12VDC power source
GCA-JW970-00-00.....\$22.99



E. PIAA® Mounting Clips

Allows mounting of PIAA® 510 Series lights to both 1.5" and 1.75" diameter tubes.

Black
SSV-5UG12-00-00.....\$35.99

F. PIAA® L-Bracket Bar Clamps

These PIAA® L-Brackets are lightweight, strong, easy-to-install, and attractive. Designed to mount practically any PIAA® light to anywhere you have a bar. Available in multiple sizes. (Sold in pairs.)

Black
 1-1/2" - **SSV-OSS56-50-29**.....\$53.99
 1-3/4" - **SSV-OSS56-50-30**.....\$53.99



G. 12V Accessory Plug and Receptacle Kit

Corrosion-resistant, marine-grade construction. The plug features an LED indicator light, patented moisture-resistant sealing ring, strain relief, and an internal 10A fuse. The receptacle includes a water-resistant sealing cap, and can be installed from the front using the included mounting plate, or from the rear using the locking ring. The plug and receptacle feature a special locking system that holds the two tightly together.

Fits any vehicle with a 12VDC power source
 Complete Kit - **ATV-12VPK-00-KT**.....\$44.99
 12V Accessory Plug only - **DBY-ACC56-00-85**.....\$17.99
 12V Accessory Receptacle only - **ATV-12VPC-00-RC**.....\$21.99



H. 1 Million CP 12-Volt Handheld Spotlight

by Optronics®
 Glare-free marine 55-watt quartz halogen spotlight. 10' coil cord. Push button switch.

Fits all models with 12V receptacle
SBT-QH101-00-09.....\$21.99





A

A. Battery Energy Meter

Monitors battery state-of-charge. LED display and includes instructions. Additional wiring is necessary for installation. Wiring not included.

Fits all Yamaha electric models
48V

JR1-H351C-10-00.....\$56.99

B. DRIVE PTV Battery Energy Gauge Upgrade

Monitors battery state-of-charge. LED display and includes instructions. Installs in dash in factory location. Plugs directly into the PTV main harness. No additional wiring is necessary.

Fits 2010 - 2015 DRIVE PTV electric cars with model code JC1
48V

JW2-H351B-00-00.....\$137.99



B

C. Hour Meter Kit

Keep track of engine running time with this quick-to-install OEM Hour Meter kit. Comes complete with meter and harness that integrates with the stock wire harness.

Fits Adventurer One, Adventurer Two; also fits
(with slight modification for fit) gas-model DRIVE and U-MAX

GCA-JW613-00-00.....\$44.99



C

D. Standard Hour Meter

A must-have for logging time on your Yamaha engine. Hour meter function only (no service alerting function). Installs in minutes and is mounted in the engine compartment.

Fits all Yamaha Golf Car two-stroke and four-stroke gas models

ENG-HOURS-00-00.....\$53.99

E. Deluxe Hour Meter

Yamaha's Engine Meters help you keep track of your engine's operating hours. The Deluxe Engine Meter includes pre-programmed service intervals at 10 hours (initial) and every 50 hours thereafter. A flash alert displays for a 2-hour period upon reaching the specified interval. Four-stroke version includes hour meter and tachometer functions.

Fits all Yamaha Golf Car gas models
4-Stroke


ENG-METER-4C-01.....\$58.99

2-Stroke

ENG-METER-2C-01.....\$54.99



D



E

F. 12V-48V Hour Meter

Yamaha's Engine Meters help you keep track of your golf car's operating hours. Hour meter function only (no service alerting function). Includes installation instructions. Wiring not provided.

Universal fit for most 12V - 48V electrical systems

JN6-H351C-10-00.....\$27.99



F

A. BFS™

by Battery Watering Technologies

Extend the life of your batteries by performing routine maintenance with ease. Low water level in lead acid batteries is the primary cause of short battery life. Maximize battery life by using a battery watering system. Using a watering system will save time by filling all the batteries simultaneously, provide a safer environment by reducing operators' exposure to battery acid, and improve battery life and performance. Each kit includes tubing, quick connect, and valves. (Must order at least one Water Gun GCA-JW286-00-22 or 2.5 Gallon Gravity Tank GCA-JW286-00-23.) Water trap keeps gas from moving from cell to cell. Double chamber keeps gas and water separate. Drying chamber controls electrolytes from escaping gas. Electrolyte level indicators help determine when each cell has been properly watered. Spark arrestor will not allow external sparks to ignite internal gases. Lever operated shutoff valve will not allow the cell to overflow.

Fits 2011 - 2016 DRIVE and 2017 - 2018 Drive² electric cars
Trojan® T875 8V Batteries

GCA-JW286-30-00.....\$210.99

B. Battery - Pro-Fill®

by Flow-Rite®

Make the difficult task of watering golf car and utility car batteries simple and efficient. Each kit includes tubing, quick connect, and filler caps for one car. (Must order at least one regulated water supply hose.) Simple snap-on/snap-off water connector. Prevents acid damage from overfilling. Improves battery life and performance. No need to open the vent ports, reducing the risk of acid burns, fumes, and ruined clothing.

Replacement Parts

Quick Coupler with Dust Cover

GCA-JW182-51-00.....\$23.99

O-Ring for Swivel T

GCA-JW182-52-00.....\$0.99

Pro-Fill® HydroLink Blue Manifold

GCA-JW182-53-00.....\$36.99

Pro-Fill® HydroLink Black Manifold

GCA-JW182-59-00.....\$5.99

Pro-Fill® HydroLink Line Strainer

GCA-JW182-58-00.....\$40.99

Flow Indicator with Coupler

GCA-JW182-54-00.....\$63.99

Swivel T Connector

GCA-JW182-55-00.....\$3.99

Regulator

GCA-JW182-57-00.....\$76.99

Red Cap for Swivel T

GCA-JW182-56-00.....\$0.99

C. Pro-Fill® Regulated Water Supply Hose

For use with Pro-Fill® by Flow-Rite® or Trojan® HydroLink® watering systems.

GCA-JW281-00-00.....\$134.99

D. Pro-Fill® Hand Pump

For use with Pro-Fill® by Flow-Rite® or Trojan® HydroLink® watering systems.

GCA-JW285-00-00.....\$36.99

E. BFS™ Replacement Valve

Clip-in Valve with Spark Arrestor. For use with Trojan® Batteries on BFS™ by Battery Watering Technologies systems.

GCA-JW286-00-21.....\$11.99

F. BFS™ 2.5 Gallon Gravity Tank

For use on BFS™ by Battery Watering Technologies systems.



GCA-JW286-00-23.....\$63.99

G. BFS™ Direct Fill Gun

10 PSI Regulator

For use on BFS™ by Battery Watering Technologies systems.

GCA-JW286-00-22.....\$94.99





A

A. Deionizer System

Increase battery life and run time by using a deionizer. The use of the Deionizer System is a cost effective and easy way to purify the water used for battery watering. The simple addition of a deionizer to routine service can have a substantial impact on battery life. The Deionizer System includes an intuitive red/green color purity light to notify when the cartridge must be replaced. Impurities in the water build up over time on the plates of the battery and reduces the efficiency of the plates. Preventing these impurities from getting into the battery is the job of a deionizer.

For use with GCA-WATER-GU-NO. (Sold separately.)

JN6-DEION-IZ-ER.....\$517.99

Replacement Parts

600 Replacement Cartridge

JN6-DEION-RP-LC.....\$189.99

Deionizer Purity Light with Tee

GCA-PS191-00-00.....\$182.99

B. Battery Filler Water Gun

Safe and reliable. Automatic shutoff fills cells to precise level. Shutoff mechanism tested to solenoids, no electronics, and no wiring required. Flow rate is about 2 gallons per minute with a minimum water pressure required of 15 psi.

GCA-WATER-GU-NO.....\$141.99

Replacement Parts

25 PSI Gun Regulator

GCA-GUNAT-00-00.....\$20.99



B

C. Micro-Start™

by Antigravity Batteries®

The Micro-Start™ XP-1 PPS (Personal Power Supply) is the world's smallest jump starter and personal power supply. So small it fits in your pocket, yet so powerful it can jump start cars, trucks, motorcycles, ATVs, side-by-sides, snowmobiles, boats, personal watercraft, and gas golf cars. It also charges and powers most electronic devices such as laptops, cell phones, iPad® mobile digital devices and other tablets, digital readers, Bluetooth® devices, GPS devices, MP3 players, cameras, and more. Includes universal cable with 8 different detachable tips to fit different brands of laptop charging ports (not compatible with Apple® 16V laptops), a cable for 12V accessories, and a USB cable with 8 tips to charge most 5V USB-chargeable electronics. So whether you're working, riding, driving, camping, or boating ... you've got peace of mind with the Micro-Start™ XP-1 right there in your pocket!

Just 6" long x 2-7/8" wide x 1" tall and it weighs only 14 oz.

Micro-Start™ XP-1 (Shown)

DBY-ACC56-24-57.....\$159.99

Micro-Start™ Mini XP5

DBY-ACC56-25-01.....\$109.99

Micro-Start™ XP-10

DBY-ACC56-25-02.....\$209.99



C

Beverage Units

Fits Adventurer Two Fairway Lounge Units

YTF2 Standard Display Cabinet w/ Cash Drawer JD6-H3715-00-00	\$2,459.99
YTF2 Cooler Door with Piano Hinge GCA-JD661-20-00	\$524.99
YTF2 Cooler Door Stainless Steel Spring GCA-JD662-20-00	\$107.99
YTF2 Cooler Door Flush Pull Handle GCA-JD663-20-00	\$46.99
YTF2 Cooler Door Compression Latch (key sold separately) GCA-JD664-21-01	\$151.99
YTF2 Cooler Door Compression Latch Replacement Key (E3-5-15) GCA-JD664-21-10	\$12.99
YTF2 39" Stainless Steel Piano Hinge GCA-JD665-20-00	\$123.99
YTF2 Display Cabinet Front Door 17-3/8" x 20" GCA-JD670-00-41	\$223.99
YTF2 Display Cabinet Rear Door 16-11/16" x 23-7/8" GCA-JD670-00-42	\$223.99
YTF2 Cash Drawer BEV-03050-00-00	\$405.99
YTF2 Cash Drawer Insert GCA-JD670-00-43	\$105.99
YTF2 Cash Drawer Lock Cylinder with Key BEV-03051-00-00	\$68.99
YTF2 Cash Drawer Replacement Key (specify key code) BEV-03110-20-00	\$43.99
YTF2 Cup Dispenser 6-10 oz. BEV-03040-00-00	\$175.99
YTF2 Cup Dispenser 12-24 oz. JD6-F5858-00-00	\$115.99
YTF2 Display Cabinet 1/4-Turn Slam Latch BEV-03060-00-00	\$65.99
YTF2 Display Cabinet 1/4-Turn Slam Latch Replacement Key (PK-501) GCA-JD670-00-47	\$6.99
YTF2 Green Canopy JD6-K8314-00-00	\$773.99
YTF2 Canopy Frame (Aluminum) JD6-K8304-00-00	\$660.99
YTF2 Front Support for Canopy Frame JD6-K8312-00-00	\$36.99
YTF2 Mid Support for Canopy Frame JD6-K8313-00-00	\$243.99
YTF2 Rear Support for Canopy Frame JD6-K831E-00-00	\$243.99
YTF2 Canopy Frame Mounting Kit JD6-F48A2-00-00	\$86.99
YTF2 Display Cabinet Mounting Kit GCA-JD670-00-71	\$7.99
YTF2 3" Riser for Cambro® Dispenser JD6-K8166-00-00	\$41.99
YTF2 Mounting Kit for 3" Riser for Cambro® GCA-JD670-00-73	\$13.99
YTF2 Basket Bracket JD6-F4868-00-00	\$79.99
YTF2 Mounting Kit for Basket Bracket JD6-F48B2-00-00	\$16.99
YTF2 Basket JN6-K8340-00-00	\$86.99
YTF2 Menu Board Kit GCA-JD670-00-76	\$384.99
YTF2 Cambro® Cabinet JD6-K838A-00-00	\$486.99
YTF2 Standard Top Kit GCA-JD690-00-00	\$412.99
YTF2 Beverage Unit Cooler Mounting Kit JD6-F85D2-00-00	\$12.99
YTF2 Beverage Cooler JD6-K810R-00-00	\$3,880.99
YTF2 2.5 Cambro® Beverage Dispenser JD6-K835B-00-00	\$298.99

Fits 1st and 3rd Generation Beverage Units

1st and 3rd Generation Beverage Unit Strut ACC-BVUNT-ST-RT	\$157.99
1st and 3rd Generation Cup Dispenser 6-10 oz. BEV-03040-00-00	\$175.99
1st and 3rd Generation 1/4-Turn Slam Latch BEV-03060-00-00	\$65.99
Display 1/4 Turn Slam Latch Replacement Key (PK-501) GCA-JD670-00-47	\$6.99
1st and 3rd Generation Cooler Door Latch Key (specify key code) BEV-03110-10-00	\$6.99
Stainless Steel Pivot Hinge Pin BEV-03130-00-00	\$18.99
Stainless Steel Pivot Hinge Plate BEV-03140-00-00	\$55.99
Upper Strut Arm Bracket for Cooler Door BEV-03190-00-00	\$65.99
Lower Strut Arm Bracket for Cooler Door BEV-03200-00-00	\$65.99


Fits G11/G21 1st Generation Beverage Units

Cooler Door Paddle Latch ACC-BVUNT-LT-CH	\$162.99
--	----------

Fits G23 U-MAX 3rd Generation Beverage Units

Canopy Frame with Front Support JD6-F5859-00-00	\$985.99
Front Support Only BEV-03010-10-00	\$330.99
Canopy Male Snaps and Screws BEV-03070-00-00	\$1.99
Cash Drawer BEV-03050-00-00	\$405.99
Cash Drawer Insert BEV-03050-00-10	\$105.99
Cash Drawer Lock Cylinder with Key BEV-03051-00-00	\$68.99
Cash Drawer Replacement Key (specify key code) BEV-03110-20-00	\$43.99
Cooler Door Rotary Latch BEV-03100-00-00	\$176.99
Lock Cylinder w/ Key for Rotary Latch BEV-03110-00-00	\$27.99
Rotary Latch Striker Plate BEV-03120-00-00	\$41.99
Display Cabinet 23" Front Hinge GCA-JD670-00-45	\$80.99
Display Cabinet 19" Rear Hinge GCA-JD670-00-46	\$76.99
Cooler Drain Shut Off Valve BEV-03150-00-00	\$45.99
Canopy Frame Shock Mount BEV-03180-00-00	\$20.99
Display Cabinet w/ Cash Drawer BEV-03170-00-00	\$3,657.99
Display Cabinet Rear Door 20-3/8" x 24" BEV-03080-00-00	\$249.99





The Yamalube Advantage™

Reliability, Dependability, Durability... and peace of mind!

Does your extended warranty cover your internal engine parts should an issue arise from faulty oil?

We are so confident we craft the highest quality powersports oil in the industry that we will warrant the performance of Yamalube in your new Yamaha vehicle's or other qualified product's engine for 20 years or 100,000 miles (5,000 hours of operation if no odometer), whichever comes first*.

Register your newly purchased Yamaha Golf Car at or before the first scheduled maintenance as specified in the applicable Owner's Manual, with an allowance of ten percent (10%) over the mileage interval, hours of operation interval, or time interval provided. Please have your vehicle's VIN (Vehicle Identification Number) handy.

Qualifying Golf Car Oil:

10W-30 Golf Car Mineral Oil
LUB-10W30-GG-12

Qualifying Golf Car Oil Change Kits:

Golf Car Tune-up Kit Carbureted
LUB-GCCRB-MT-KT

Golf Car Tune-up Kit Fuel Injected
LUB-GCEFI-MT-KT

Golf Car Drive² Tune-up Kit
LUB-GCDR2-MT-KT

*See yamalubeadvantage.com for complete terms and conditions. Subject to customer's compliance with all program requirements.

PERFECT PROTECTION FOR DRIVE

Yamalube Care Products For Golf Cars



For the Right Protection, the Pros Know Where to Go

Golf cars work hard all day long. You need protection that does, too. Make sure your Yamaha's always up for 18 with high quality Yamalube Care Products.

Better For Your Yamaha

In one day, a golfer may play 18 holes, but a golf car will see many more flagsticks. Protect it from the wear and tear of nearly continuous use with Yamalube 10W-50 Semi-Synthetic, 10W-40 Performance All Purpose, or 10W-30 Golf Car oil. It includes high quality mineral base stocks and provides incredible film strength.

Better Lubrication

Yamaha has stringent standards for the lubrication of its golf cars—and other off-the-shelf oils just aren't up to par. That's why we've created our own. Our factory-approved engine oils include unparalleled mineral base stocks and technologically superior additives, providing excellent protection.

Better Protection

Yamalube Performance All Purpose Golf Car oil is available in the precise multi-grade viscosity recommended for your four-stroke Yamaha golf car, and meets or exceeds all factory requirements.



Spray Polish
Helps keep your ride clean and fresh



LubezAll™
Protects all moving parts



Yamaclean®
Vinyl Dressing
Restores and protects, adds UV protection



Battery Terminal
Cleaner & Protector
Neutralizes acid corrosion



Yamacoat™
Maintains that factory finish look



Fuel Med RX
Helps keep fuel fresh during in/off season



Engine Med RX
For a cleaner, smoother running engine



Friction Modified Plus Shaft Drive Oil
For wet-brake and differentials



A

A. NEW! Yamalube Golf Car Tune-Up Kit for Drive²

For all 2017-2018 Drive² EFI QuiTech Yamaha Golf Cars

Contents:

- Yamalube 10W-30 Mineral Oil (1 qt.)
- Genuine Yamaha Air Filter
- Genuine Yamaha Pre-Air Filter
- NGK® Spark Plug
- Drain Plug Gasket
- Yamalube Folded Funnel

(Qty. 4*) - **LUB-GCDR2-MT-KT**

B. Golf Car Tune-Up Kits

For all 1996 - 2018 Ultima, G-MAX, U-MAX, The DRIVE, Adventurer One and Adventurer Two carbureted gas golf cars

Contents:

- Genuine Yamaha Air Filter
- Genuine Yamaha Pre-Air Filter
- Genuine Yamaha Fuel Filter
- NGK® Spark Plug

(Qty. 4*) - **GCA-JR6TN-UP-KT**



B

C. Yamalube Golf Car Tune-Up Kit for DRIVE EFI

for DRIVE EFI

For 2012 - 2016 DRIVE golf cars and 2014 - 2018 Adventurer One and Adventurer Two utility vehicles with EFI (Fuel Injected) Yamaha Golf Cars

Contents:

- Yamalube 10W-30 Mineral Oil (1 qt.)
- Genuine Yamaha Air Filter
- Genuine Yamaha Pre-Air Filter
- NGK® Spark Plug
- Drain Plug Gasket

(Qty. 4*) - **LUB-GCEFI-MT-KT**

D. Yamalube Golf Car Tune-Up Kit for DRIVE Carbureted

for DRIVE Carbureted

For all 1996 - 2018 Carbureted Yamaha Golf Cars

Contents:

- Yamalube 10W-30 Mineral Oil (1 qt.)
- Genuine Yamaha Air Filter
- Genuine Yamaha Pre-Air Filter
- Genuine Yamaha Fuel Filter
- NGK® Spark Plug
- Drain Plug Gasket

(Qty. 4*) - **LUB-GCCRB-MT-KT**



C



D

PERFORMANCE ADDITIVES & OIL

A. Golf Car Oil

Specifically formulated to enhance the performance of your Yamaha

- Ultra-Clean Additives
- High-Performance Mineral Oil

Yamalube 10W-30 features a high-quality base oil and a special additive package to give your engine maximum anti-wear protection from repeated starts.

- 1 qt. Bottle (Qty. 12*) - **LUB-10W30-GG-12**
- 6 gal. Y.I.B. - **LUB-10W30-GG-06**
- 55 gal. Drum - **LUB-10W30-GG-55**



B. Yamalube Performance 2S Two-Stroke Oil

Technologically advanced semi-synthetic base stock and additive system provides all-season performance and greatly reduces visible smoke. Synthetic additives significantly reduce carbon and varnish deposit buildup. That means longer engine life and greater performance over time. 2S provides exceptional lubrication in all temperatures, and special additives maintain flow and prevents gelling in sub-freezing conditions.

- 1 qt. Bottle (Qty. 12*) **LUB-2STRK-S1-12**
- 1 gal. Bottle (Qty. 4*) **LUB-2STRK-S1-04**



C. Yamalube Folded Funnel

Save time and money with a Yamalube Disposable Funnel. Pop it open, tear off the tab and you're ready to pour in seconds. When you're done, just toss it in the trash.

ACC-FLDFU-NN-EL - (Can be ordered individually)

D. Fuel Med RX

This proprietary fuel stabilizer is an alcohol-free blend fights moisture, oxidation, and phase separation in ethanol-enriched fuels, and protects fuel system metals from corrosion. Use continuous treat rate in-season fuel will sit in a tank for 7+ days. The storage treat rate keeps fuel fresh for up to one year. The 16-oz. size has a chambered bottle for easy measuring, and the 3.2-oz. size is blended to add to 5 gallons of gas for extra convenience for in-season use.

- 16 oz. Bottle (Qty. 12*) **ACC-FUELM-RX-16**
- 3.2 oz. Bottle (Qty. 48*) **ACC-FUELM-RX-04**
- 1 gal. Bottle (Qty. 4*) **ACC-FUELM-RX-GL**



E. Engine Med RX

Provides superior carbon deposit control, cleaning injectors, carburetors, intake valves and ports, and combustion chambers. It also protects fuel system metals from ethanol sulfate salt corrosion. Add it at every fill up to avoid unnecessary engine repairs due to poor quality gas, and to keep your engine clean and running efficiently. The 16-oz. size has a chambered bottle for easy measuring, and the 3.2-oz. size is blended to add to 5 gallons of gas for extra convenience.

- 16 oz. Bottle (Qty. 12*) **ACC-ENGIN-RX-16**
- 3.2 oz. Bottle (Qty. 48*) **ACC-ENGIN-RX-04**





A

A. Yamaclean® Pro-Wash Spray

Yamaclean Pro-Wash Spray is a biodegradable vehicle spray wash that removes grime and soil. Rinses clean and helps keep your vehicle looking new. The most effective way to remove grime, grease, and bugs from most surfaces. For use on all Yamaha products: golf cars, ATVs, motorcycles, boats, WaveRunner® personal watercraft, outboards, side-by-sides, snowmobiles, and generators.

32 oz. Bottle (Qty. 12*) - **ACC-YAMAC-PW-SP**
 1 gal. Bottle (Qty. 4*) - **ACC-YAMAC-PW-GL**

B. Yamaclean Vinyl Dressing

This one-step formula restores and protects vinyl, rubber, plastics, and leather. When dry, it leaves a transparent and water-repellent gloss coating that isn't slippery. Its UV protection also helps to prevent drying and cracking.

32 oz. Bottle (Qty. 12*) - **ACC-YAMAC-VN-DR**



B



C

C. Yamacoat™ Plastic Coating

A high-quality plastic coating. Helps maintain the color and surface finish of plastic for that elusive "factory finish" look. The unique comfort tip gives an even spray on components to be treated. Once applied, wipe off with a clean, dry cloth. Can also be left wet to help inhibit adhesion of mud and dirt for easy cleanup. Ideal for use on motocross and off-road motorcycles, ATVs, Side-by-Sides, and any other vehicles where plastic components are used.

10 oz. Can (Qty. 12*) - **ACC-YAMAC-OA-TC**

D. Spray Polish & Instant Detailer

This quick detailer will restore a lustrous shine to paint, chrome, glass, and smooth plastics like visors, windshields, and gauges. Gives textured plastics, rubber, and vinyl a beautiful satin finish. Anti-static properties repel dust and dirt to keep that shine.

14 oz. Can (Qty. 12*) - **ACC-SPRAY-PL-SH**



D



E

E. Wash & Wax Concentrate

A concentrated, premium formula, high-sudsing wash and wax. Its superior cleaning and rinsing properties minimize streaking and spotting to leave a super bright, clear shine.

16 oz. Bottle (Qty. 12*) - **ACC-YAMAC-WH-WX**

F. GLARE® Professional Polish**

Ultra-high gloss, penetrating sealant with Glassplexin®. Protects your vehicle's finish and reduces damage caused by road tar, road salt, salt air, eggs, bugs, bird droppings, tree sap, glue, ink, spray paint, acid rain, fall out, detergents, abrasions, and more. Blocks harmful UV sun rays (UVA/UVB). For use on paint, chrome, carbon fiber, plastic, glass, fiberglass, aluminum, stainless steel, mirrors, and Plexiglas®.

12 oz. Bottle - **ACC-YAMAG-LA-RE**



F



G

G. GLARE® Blast™ Spray Polish

This spray polish features Camo-Adaptive Glassplexin® that makes gloss surfaces pop with brilliance and flat or matte surfaces look brand new without unwanted shine. It removes and prevents fingerprints while blocking harmful UV sun rays (UVA/UVB). Protects your vehicle's finish and reduces damage caused by road tar, road salt, salt air, eggs, bugs, bird droppings, tree sap, glue, ink, spray paint, acid rain, fall out, detergents, abrasions, and more. For use on gloss paint, flat paint, chrome, carbon fiber, plastic, glass, fiberglass, metals of all types, plastic, rubber, leather, vinyl, and Plexiglas®.

12 oz. Bottle - **ACC-YAMAB-LA-ST**

A. PPC Precision Parts Cleaner

A combination of powerful solvents designed to remove oil, grease and other contaminants. This unique formula quickly and easily cleans starter motor internal electrical parts and other sensitive electrical/ignition components or when a fast drying cleaner is needed that leaves no residue.

NOTICE: May harm some types of plastics.

12.5 oz. Can (Qty. 12*)
ACC-PPCPT-CL-NR

B. Brake & Contact Cleaner

Use this product to clean off brake dust from critical brake components and quickly clean parts, leaving them residue free.

NOTICE: May harm some types of plastic or paints.

12.5 oz. Can (Qty. 12*)
ACC-BRKCT-12-00

C. Battery Terminal Cleaner & Protector

This strong water-based cleaner with acid-alkali indicator removes corrosive build-up on battery terminal posts to help increase power output and helps extend battery life. Simply rinses off with water and leaves terminals coated with a residual protective film.

13 oz. Can (Qty. 12*)
ACC-BATTC-LN-PR

D. LubezAll

This popular lube is back and completely reformulated. The new product is an aerosol synthetic grease with PTFE, making this a high-quality, multi-purpose lubricant, especially for cable internal components.

11 oz. Can (Qty. 12*)
ACC-LUBZA-LL-00

E. Carburetor Cleaner Dip

Use this concentrated solution with water as a dip for cleaning metal that has been varnished by old gasoline. Also removes dirt, grime, and gum from metal parts.

1 qt. Bottle (Qty. 12*)
ACC-CARBC-LE-NR





A



B

A. Carburetor & Choke Cleaner

A combination of powerful solvents designed to remove gum, varnish, carbon and other contaminants. This unique formula cleans internal and external carburetor components including jets, venturi, tubes, intake valves, linkages and carburetor bodies. Extra-heavy propellant creates a powerful charged spray for hard to reach areas.

12.5 oz. Can (Qty. 12*)
ACC-CARBS-PR-AY

B. External Engine Cleaner & Degreaser

Powerful engine degreaser and engine cleaner powers off grease, mud, and grime. It is safe for use on most rubber, plastic, and painted-metal surfaces.

12 oz. Can (Qty. 12*)
ACC-ENGCL-NR-00

C. Combustion Chamber Cleaner

Use to remove carbon and other contaminants from cylinders, pistons, rings, and valves. Be sure to use as part of your seasonal maintenance duties. Clean engines last longer.

13 oz. Can (Qty. 12*)
ACC-CMBSN-CL-NR



C



D

D. Silicone Protectant & Lubricant

This general-purpose lubricant helps protect metals against rust and corrosion. Conditions and protects neoprene, rubber, and other surfaces from environmental effects.

10.5 oz. Can (Qty. 12*)
ACC-SLCNS-PR-AY

E. Yamashield™

A high-quality combination of solvents, lubricants and waxes designed for penetration, moisture displacement, lubrication while providing a shield of protection. It loosens rusty and corroded parts that dries to a thin, waxy film that clings to metal that requires a solvent to cut through.

12 oz. Can (Qty. 12*)
ACC-YAMSH-LD-00

F. Stor-Rite Engine Fogging Oil

Lubricates and protects internal engine components; vital for proper winterization and during extended storage periods.

12 oz. Can (Qty. 12*)
ACC-STORE-RI-TE



E



F

A. Polyurea Grease

Formulated with deposit control, this NLGI® #2 grade grease resists oxidation and rust on components, and the effects of aging and operating temperatures between -10° and 325°F. Designed for the high temperatures and speeds exhibited in the mechanical bearing of a primary sheave drive.

10 oz. Tube (Qty. 12*)
ACC-POLYG-RS-10

B. Molybdenum Disulfide Grease

This extreme-pressure grease lubricates high loads at various speeds. Non-corrosive, it's water-resistant, exhibiting low-friction properties that protect against wear and galling in difficult operating conditions. Use when service manual calls for Type M grease.

10 oz. Tube (Qty. 12*)
ACC-MOLDM-GS-10

C. Friction Modified Plus Shaft Drive Oil

Friction Modified Plus Shaft Drive Oil has an enhanced additive package over the previous offering. Use wherever Mobilfluid® 424 or Yamalube Friction Modified Shaft Drive Oil is specified. This new blend will replace the former Yamalube Friction Modified lubricant.

32 oz. Bottle (Qty. 12)
ACC-SHAFT-PL-32
 5 gal. Bucket (Qty. 1)
ACC-SHAFT-PL-05

D. Electric Motor Spline Grease

Specifically designed to lubricate the splines of golf car electric motors where high temperature, high load, and extreme pressure conditions exist. While other greases can simply melt and run off, resulting in premature wear and damage, Yamalube's high-moly, silicone-based grease formula provides the critical protection this application requires.

2.65 oz. Tube (Qty. 6*)
ACC-GCSPL-GS-03

E. Tire Mount Lube

Specially formulated lubricant allows you to change tires on the rim quickly with less chance of damage. Use on any rim-mounted tire to provide a lubricated surface that eases tire installation while helping to protect the tire bead from damage. Preventing bead damage improves its sealing.

11 oz. Can (Qty. 12*)
ACC-TIREM-TL-UB

F. Yamabond® Blue Threadlocker

Medium strength anaerobic thread-locking material. Use when service manual calls for Loctite® 242®.

10 ml Bottle
ACC-YAMBD-P2-42

G. Yamabond Red Threadlocker

High-strength (Red) anaerobic thread-locking agent. Use when service manual calls for Loctite® 271™.

10 ml Bottle
ACC-YAMBD-P2-71

H. Yamabond 4 Motorsport

A silicone-based liquid gasket that fills gaps on a flange surface and prevents leaks.

3 oz. Tube
ACC-BOND4-MC-00



Common Service Items

PRODUCT	PART NUMBER	MSRP
Filters		
Air Filter G1/G3	J10-14450-10-00	\$25.99
Air Filter G2/G5/G8/G9	J38-14450-00-00	\$29.99
Air Filter G11/G14	JF7-14450-01-00	\$20.99
Pre-Filter G1/G2/G3/G5/G8/G9/G11 ('93-'96)/G14	J10-14417-00-00	\$9.99
Air Filter G11 ('97-'01)/G16/G20/G22/G23/G27/G28	JN6-E4450-01-00	\$28.99
Pre-Filter G11/G16/G20/G22/G23/G27/G28	JU0-E445E-00-00	\$10.99
Air Filter G22/G23/G27/G28/YDR/YTF	JU0-E4450-00-00	\$30.99
Pre-Filter G22/G23/G27/G28/YDR/YTF	JU0-E445E-00-00	\$10.99
Fuel Filter G2/G5/G8/G9/G11/G21	8R4-24560-00-00	\$10.99
Fuel Filter G14/G16/G20/G22/UMAX/YDR/YTF	JN6-F4560-00-00	\$7.99
1996- current Tune-Up Kit (Filter, Pre-Filter, Spark Plug, Fuel Filter)	GCA-JR6TN-UP-KT	\$49.99
Belts		
Drive Belt G1/G3	J17-46241-00-00	\$38.99
V-Belt G1/G3	J10-81173-00-XX	\$10.99
Drive Belt G2/G5/G8/G9/G11/G14/G16/G20/G21/G22/UMAX/YTF2/2012.5- current YDR/YTF1	J55-G6241-01-00	\$46.99
V-Belt G2/G5/G8/G9/G11 ('93-'96)/G14	J55-H1173-09-00	\$10.99
V-Belt G11 ('97-'01)/G16/G20/G21/G22/G23/G27/G28	JN6-H1173-09-00	\$9.99
Drive Belt 2007-2012 YDR, 2009-2012 YTF1	JW1-G6241-09-00	\$58.99
V-Belt 2007-current YDR, 2009-current YTF1, 2009-current YTF2	JW1-H1173-01-00	\$10.99
Spark Plugs		
NGK Spark Plug B4ES	B4E-S0000-40-00	\$2.99
NGK Spark Plug B5ES	B5E-S0000-40-00	\$2.99
NGK Spark Plug BP5HS	BP5-HS000-00-00	\$2.99
NGK Spark Plug BP6HS	BP6-HS000-00-00	\$2.99
NGK Spark Plug BPR2ES	BPR-2ES00-00-00	\$2.99
NGK Spark Plug BPR4ES	BPR-4ES00-40-00	\$2.99
NGK Spark Plug BR4ES	BR4-ES000-00-00	\$2.99
Cowls/Bodies		
Ultima and G22		
Front Cowl Ivory	JU0-K8115-00-00	\$339.99
Rear Body Ivory	JN6-K8142-02-00	\$550.99
Front Cowl Red	JU0-K8115-10-00	\$258.99
Front Cowl Burgundy	JU0-K8115-30-00	\$317.99
Rear Body Burgundy	JU0-K8142-32-00	\$566.99
Rear Body Hunter Green	JN6-K8142-52-00	\$392.99
Rear Body Blue Metallic	JU0-K8142-73-00	\$487.99
Rear Body Bright Blue	JU0-K8142-82-00	\$550.99
Front Cowl White	JU0-K8115-90-00	\$306.99
Rear Body White	JU0-K8142-90-00	\$546.99
YDR Fleet		
Front Cowl Glacier	JW1-K8115-01-00	\$191.99
Rear Body Glacier	JW1-K8142-00-00	\$427.99
Front Cowl Emerald	JW1-K8115-11-00	\$196.99
Rear Body Emerald	JW1-K8142-10-00	\$427.99
Front Cowl Garnet	JW1-K8115-21-00	\$201.99
Rear Body Garnet	JW1-K8142-20-00	\$427.99
Front Cowl Sandstone	JW1-K8115-31-00	\$180.99
Rear Body Sandstone	JW1-K8142-30-00	\$427.99
Front Cowl Anthracite	JW1-K8115-41-00	\$180.99
Rear Body Anthracite	JW1-K8142-40-00	\$427.99
Front Cowl Onyx Black	JW1-K8115-51-00	\$180.99
Rear Body Onyx Black	JW1-K8142-50-00	\$434.99
Front Cowl Colbalt	JW1-K8115-61-00	\$180.99
Rear Body Colbalt	JW1-K8142-60-00	\$427.99
Front Cowl Tanzanite	JW1-K8115-80-00	\$203.99
Rear Body Tanzanite	JW1-K8142-80-00	\$427.99
Front Cowl Moonstone	JW1-K8115-90-00	\$180.99
Rear Body Moonstone	JW1-K8142-90-00	\$427.99
Front Cowl Sunstone	JW1-K8115-W0-00	\$176.99
Rear Body Sunstone	JW1-K8142-W0-00	\$417.99
YDR PTV		
Front Cowl Glacier	JCO-K8115-PO-00	\$142.99
Rear Body Glacier	JCO-K8142-PO-00	\$319.99
Front Cowl Emerald	JCO-K8115-RO-00	\$146.99
Rear Body Emerald	JCO-K8142-RO-00	\$311.99
Front Cowl Garnet	JCO-K8115-SO-00	\$142.99

PRODUCT	PART NUMBER	MSRP
Rear Body Garnet	JCO-K8142-S0-00	\$319.99
Front Cowl Sandstone	JCO-K8115-T0-00	\$174.99
Rear Body Sandstone	JCO-K8142-T0-00	\$366.99
Front Cowl Anthracite	JCO-K8115-40-00	\$151.99
Rear Body Anthracite	JCO-K8142-40-00	\$331.99
Front Cowl Onyx Black	JCO-K8115-V0-00	\$143.99
Rear Body Onyx Black	JCO-K8142-V0-00	\$319.99
Front Cowl Cobalt	JCO-K8115-60-00	\$151.99
Rear Body Cobalt	JCO-K8142-60-00	\$331.99
Front Cowl Tanzanite	JCO-K8115-W0-00	\$143.99
Rear Body Tanzanite	JCO-K8142-W0-00	\$319.99
Front Cowl Moonstone	JCO-K8115-U0-00	\$151.99
Rear Body Moonstone	JCO-K8142-U0-00	\$319.99
Front Cowl Jasper Red	JCO-K8115-X0-00	\$147.99
Rear Body Jasper Red	JCO-K8142-X0-00	\$320.99
Cables		
Standard Models		
Starter Cable G16/G22/G27	JU0-F6331-00-00	\$12.99
Starter Cable G21/G23/G28	J55-F6331-11-00	\$25.99
Starter Cable YDR/YTF1	JW1-F6331-00-00	\$12.99
Starter Cable YTF2	JW7-F6331-00-00	\$11.99
Starter Cable Nut	JU0-F6333-00-00	\$2.99
Throttle 1 Cable G14/G16/ Early G22 and G27	JU0-F6311-00-KT	\$18.99
Throttle 1 Cable Late G22 and G27	JU0-F6311-00-00	\$17.99
Throttle 1 Cable G11/G21/G23/G28	JJ3-F6311-00-00	\$32.99
Throttle 1 Cable 2007-2012 YDR/ 2009-2012 YTF1	JW1-F6311-09-00	\$8.99
Throttle 1 Cable 2012.5- current YDR/2012.5- current YTF1	JW8-F6311-01-00	\$27.99
Throttle 1 Cable 2009-2014 YTF2 (Carbureted)	JW7-F6311-00-00	\$67.99
Throttle 1 Cable 2014-current YTF2 (EFI)	JW7-F6311-10-00	\$21.99
Throttle 2 Cable G11/G16/G20/G21/G22/G23/G27/G28/YTF2	JU0-F6312-00-00	\$14.99
Throttle 2 Cable YDR/YTF1 (Carbureted)	JW1-F6312-01-00	\$12.99
Throttle 2 Cable 2012.5-current YDR/ 2014-current YTF1 (EFI)	JCO-F6312-01-00	\$54.99
Throttle 2 Cable 2014-current YTF2 (EFI)	JW7-F6312-00-00	\$19.99
Shifter Cable G14/G16/G22/G27	JN3-G8330-00-00	\$126.99
Shifter Cable G21/G23/G28	JJ3-G8330-01-00	\$121.99
Shifter Cable 2007-2014 YDR/YTF1	JW1-G8330-01-00	\$125.99
Shifter Cable YTF2	JW7-G6371-00-00	\$59.99
Brake Cable 2007-2014 YDR/YTF1 Gas	JW1-F6341-31-00	\$92.99
Brake Cable 2007-2014 YDR Electric	JW2-F6341-31-00	\$42.99
Brake Cable YTF2 (Left Front)	JW7-26373-00-00	\$77.99
Brake Cable YTF2 (Right Front)	JW7-26361-00-00	\$71.99
Brake Cable YTF2 (Left Rear)	JW7-26341-00-00	\$40.99
Brake Cable YTF2 (Right Rear)	JW7-26351-00-00	\$59.99
Concierge Models- 4 Forward Passenger		
Starter Cable G14/G16/G20/G22/YDR	JR8-F6331-11-00	\$32.99
Throttle 1 Cable G14/G16/G20/G22	JR8-F6311-00-00	\$60.99
Throttle 1 Cable 2009-2013 YDR Concierge 4	JD1-F6311-00-00	\$21.99
Throttle 1 Cable 2014 YDR Concierge 4 (EFI)	JD1-F6311-10-00	\$33.99
Shifter Cable G14/G16/G20/G22	JR8-G8330-01-00	\$158.99
Shifter Cable 2007-2014 YDR	JD1-G8330-00-00	\$135.99
Brake Cable 2007-2014 YDR Gas	JD1-F6341-10-00	\$70.99
Brake Cable 2007-2014 YDR Electric	JD4-F6341-20-00	\$67.99
Concierge Models- 6 Forward Passenger		
Starter Cable G14/G16/G20/G22/YDR	JN6-F6331-11-08	\$98.99
Throttle 1 Cable G14/G16/G20/G22	J55-F6311-01-52	\$89.99
Throttle 1 Cable 2014 YDR Concierge 6 (EFI)	JDO-F6311-10-00	\$30.99
Shifter Cable G9/G14/G16/G20/G22	J55-G6371-01-15	\$113.99
Shifter Cable 2007-2014 YDR	JDO-G8330-00-00	\$160.99
Brake Cable 2007-2014 YDR Gas	JDO-F6341-10-00	\$80.99
Brake Cable 2007-2014 YDR Electric	JD3-F6341-20-00	\$80.99

Common Service Items

PRODUCT	PART NUMBER	MSRP
Seats		
Seat Bottom Cushion Ivory White G11/G16/G19/G20/G21/G22	JN6-K8401-10-00	\$217.99
Seat Bottom Cover Ivory White G11/G16/G19/G20/G21/G22	JN6-K8404-10-00	\$70.99
Seat Bottom Cushion Tan G22	JU0-K8401-00-00	\$269.99
Seat Bottom Cover Tan G22	JU0-K8404-00-00	\$81.99
Seat Back Cushion Ivory White G14/G16/G19/G20/G22	JN3-K8402-00-00	\$89.99
Seat Back Cover Ivory White G14/G16/G19/G20/G22	JN3-K841G-09-00	\$29.99
Seat Back Cushion Tan G22	JU0-K8402-00-00	\$115.99
Seat Back Cover Tan G22	JU0-K841G-09-00	\$29.99
Seat Bottom Cushion Silver G23/G28	JU9-K8401-00-00	\$269.99
Seat Bottom Cover Silver G23/G28	JU9-K8404-00-00	\$113.99
Seat Bottom Cushion Silver G27	JU7-K8401-10-00	\$264.99
Seat Back Cushion Silver G23/G27/G28	JU7-K8402-00-00	\$118.99
Seat Bottom Cushion Stone YDR/YTF1/YTF2	JW1-K8401-12-00	\$133.99
Seat Back Cushion Stone YDR/YTF1/YTF2	JW1-K8402-10-00	\$119.99
Seat Bottom Cushion Black YDR/YTF1/YTF2	GCA-JW984-00-00	\$164.99
Seat Back Cushion Black YDR/YTF1/YTF2	GCA-JW987-00-00	\$154.99
Seat Bottom Cover Stone YDR/YTF1/YTF2	GCA-JW184-10-00	\$48.99
Single Seat Assembly Adventurer Fairway Lounge (Stone)	JD6-F4710-00-00	\$209.99
Single Seat Assembly Adventurer Fairway Lounge (Black)	5UG-F4710-00-00	\$406.99
Motors		
Gas		
G11 ('97-'01)/G16/G20	JR3-19001-00-00	\$1,342.99
G21/G22/G23/G27/G28 and 2007-2012 YDR/2009-2013 YTF1/YTF2 (Carbureted)	JR6-19001-00-00	\$1,342.99
2012.5-current YDR/2014-current YTF1/YTF2/Concierge (Electronic Fuel Injection)	JCO-19001-40-00	\$1,299.99
Electric		
ADC Motor G22	JU2-H1890-10-00	\$1,228.99
Hitachi [®] Motor G22/2007-2012 YDR PTV/2007-current YDR Fleet	JU2-H1890-22-00	\$439.99
G23/ YDR Concierge 6	JU6-H1890-00-00	\$1,526.99
Hitachi [®] Motor 2012.5-current YDR PTV	JC1-H1890-00-00	\$719.99
Motor Control Units		
G14/G16	JN8-86510-00-00	\$880.99
G19	JR1-H6510-20-00	\$708.99
G22/G27 with GE [®] Motor and GE [®] MCU	JU2-H6510-00-00	\$587.99
G22 with GE [®] Motor and Moric MCU	JU2-H6510-14-00	\$797.99
G22 with ADC Motor and Moric MCU	JU2-H6510-24-00	\$863.99
G22 with Hitachi [®] Motor and Moric MCU	JU2-H6510-31-00	\$863.99
G23/ YDR Concierge 6	JU6-H6510-00-00	\$878.99
YDR	JW2-H6510-20-00	\$507.99
Wheels and Tires		
Ivory Rim with Kenda [®] Hole-N-1 18x8.5-8 K389	JN6-F5100-11-00	\$95.99
Beige Rim with Kenda [®] Hole-N-1 18x8.5-8 K389	JW1-F5100-01-00	\$95.99
Beige Rim with Kenda [®] Super Turf 18x8.5-8 K500	JW7-F5300-00-00	\$62.99
Black Rim with Duro [®] Desert 20x10-8 (Right Side)	JW4-F5109-01-00	\$168.99
Black Rim with Duro [®] Desert 20x10-8 (Left Side)	JW4-F5100-01-00	\$168.99
Kenda [®] Hole-N-1 18x8.5-8 K389	94108-088V1-00	\$65.99
Kenda [®] Super Turf 18x8.5-8 K500	94108-08800-00	\$68.99
Duro [®] Desert 20x10-8	94110-08801-00	\$80.99
Duro [®] Desert 22x11-10	94111-10802-00	\$103.99
Brakes		
Brake Shoe Set G1/G2/G3/G5/G8/G9/G11 ('93-'94)	J55-W2536-00-00	\$39.99
Brake Shoe Set ('96-'01) G11/G14/G16/G20/G21/G22/G23/G27/G28	JN6-F5331-01-00	\$43.99
Backing Plate (RH) ('96-'01) G11/G14/G16/G20/G21/G22/G23/G27/G28	JN6-F7280-03-00	\$128.99
Backing Plate (LH) ('96-'01) G11/G14/G16/G20/G21/G22/G23/G27/G28	JN6-F7290-03-00	\$128.99
Key Switches		
2-way Common Key Switch G22 (2005-2007)	JU2-H2510-10-00	\$21.99
2-way Random Key Switch G22 (2005-2007)/YDR (2007-2009)/YDR Fleet (2010-current)	JU2-H2510-20-00	\$20.99
3-way Common Key Switch G23/G27/G28	JU6-H2510-10-00	\$40.99
3-way Random Key Switch G23/G27/G28/YDR PTV (2010-current)/YTF (All)	JU6-H2510-01-00	\$42.99
2-way Common Key Switch YDR (2007-2009)/YDR Fleet (2010-current)	JW1-H2510-00-00	\$32.99
3-way Common Key Switch YDR PTV (2010-current)/YTF (All)	JW6-H2510-00-00	\$41.99
Plastic Nut for Key Switch	JU6-H2569-00-00	\$2.99
Keys		
2-way Common Key (Code #8000/#2902/#1922)	J44-82511-00-YY	\$1.99
3-way Common Key (Code #8002)	JU6-H2511-10-00	\$3.99
2 or 3-way Random Key Blank (Code #5000 thru #5149)	5UG-H2511-09-00	\$6.99
2 or 3-way Random Key Blank (Code #5150 thru #5299)	5UG-H2511-19-00	\$6.99

PRODUCT	PART NUMBER	MSRP
Electrical Components (YDR)		
Throttle Sensor Assembly (2007-2012)	JW2-H5885-00-00	\$125.99
Throttle Sensor Assembly (2012.5-current)	JW9-H5885-00-00	\$104.99
Run/Tow Switch (2007-2009)	JU2-H2727-00-00	\$25.99
Run/Tow Switch (2010- current)	JW2-H2727-00-00	\$10.99
Forward/Reverse Switch (2007- current)	JU2-H2917-00-00	\$31.99
Start/Stop Switch (2007- current)	JF7-82817-22-00	\$84.99
Receptacle (2007-2010)	JW2-H6181-02-00	\$51.99
Receptacle (2011- current)	JW9-H6181-00-00	\$86.99
12V Relay	JW1-H1950-00-00	\$78.99
48V Relay (2007-2013)	JU6-H1950-00-00	\$88.99
48V Relay (2014-current)	JW9-H1950-20-00	\$64.99
T.C.I. Unit Assembly	JN6-85640-01-00	\$123.99
Relay Assembly (12V Gas)	4U8-81950-02-00	\$94.99
Oil Level Plug	JT0-15362-00-00	\$6.99
Oil Level Gauge Sensor	JT0-85720-00-00	\$48.99
Voltage Regulator Assembly (12V Gas)	JF2-81910-10-00	\$72.99
Voltage Regulator Assembly (48V Electric)	GCA-H1910-00-00	\$132.99
Buzzer	JR1-H3383-02-00	\$15.99
EFI Components (YDR)		
Fuel Injector	JCO-13770-00-00	\$165.99
Pressure Sensor	1C7-82380-00-00	\$130.99
Cylinder Head Temperature Sensor	4P9-83591-00-00	\$23.99
Ambient Air Temperature Sensor	5CA-85886-00-00	\$22.99
Pick-Up Assembly (EFI)	999-99041-59-00	\$390.99
Ignition Coil (EFI)	1S4-82310-00-00	\$59.99
Steering Components (YDR)		
Steering Rack Assembly	JW1-F3400-00-00	\$194.99
Tie Rod	JW1-F3837-00-00	\$29.99
Tie Rod Ends	JW8-23841-01-00	\$42.99
Suspension Components (YDR)		
Front Lower Control Arm	JU0-F3570-20-00	\$111.99
Knuckle Arms (YDR Fleet/YDR PTV/YTF1/YTF2)	JW1-F3512-00-00	\$7.99
Knuckle Arms (Adventurer Sport/Adventurer Sport 2+2)	JPO-F3512-00-00	\$10.99
Steering Knuckle (Left)	JU0-F3511-10-00	\$67.99
Steering Knuckle (Right)	JU0-F3521-10-00	\$67.99
Front Hub	JG5-WF511-10-00	\$29.99
Shock Absorbers (YDR)		
Front Left Shock ('07-'09) YDR Gas and Electric	JW1-F3350-00-00	\$98.99
Front Right Shock ('07-'09) YDR Gas and Electric	JW2-F3390-00-00	\$66.99
Rear Shock ('07-'09) YDR Gas and Electric	JW1-F2210-00-00	\$71.99
Front Left Shock ('10- current) YDR Gas	JW1-F3350-10-00	\$66.99
Front Right Shock ('10- current) YDR Gas	JW1-F3390-10-00	\$66.99
Rear Shock ('10- current) YDR Gas	JW1-F2210-10-00	\$95.99
Front Left Shock ('10- current) YDR Electric	JW2-F3350-00-00	\$66.99
Front Right Shock ('10- current) YDR Electric	JW2-F3390-00-00	\$66.99
Rear Shock ('10- current) YDR Electric	JW2-F2210-10-00	\$69.99
Rear Shock ('09- current) YTF1	JW6-F2210-01-00	\$167.99
Front Left Shock ('09- current) YTF2	JW7-F3350-00-00	\$105.99
Front Right Shock ('09- current) YTF2	JW7-F3390-00-00	\$105.99
Rear Shock ('09- current) YTF2	JW7-F2210-00-00	\$195.99
Front Left Shock, Yellow (Adventurer Sport/Adventurer Sport 2+2 Gas and Electric)	JPO-F3350-00-00	\$157.99
Front Right Shock, Yellow (Adventurer Sport/Adventurer Sport 2+2 Gas and Electric)	JPO-F3390-00-00	\$157.99
Rear Shock (Adventurer Sport/Adventurer Sport 2+2 Gas and Electric)	JPO-F2210-00-00	\$158.99
Battery Chargers		
DPI Mode 2 48V Charger (Trojan® T1275 12V and T875 8V Batteries)	JU2-H2107-20-00	\$610.99
DPI Mode 3 48V Charger (Trojan® T105 6V Batteries)	JU6-H2107-00-00	\$565.99
MAC SCR 48V Charger	MAC-SCR48-17-17	\$685.99
Yamaha 48V Charger (Trojan® T1275 12V and T875 8V Batteries)	JW9-82107-03-00	\$580.99

Accessory Replacement Parts

PRODUCTS	PRODUCT #	MSRP
Fleet Accessories		
YDR Club and Ball Washer Only	92765-13849-01	\$51.99
YDR Club and Ball Washer Plug	CBB-LWRPL-UG-00	\$4.99
YDR Club and Ball Washer Brush Set (4)	GCA-JW131-13-00	\$16.99
YDR Club and Ball Washer Flaps (1 Set)	GCA-JW131-14-00	\$6.99
YDR Club and Ball Washer Mounting Plate	JW1-K8478-00-00	\$11.99
M8 1.25x40 Bolt For Club and Ball Washer	GCA-JW133-00-00	\$0.99
YDR No Handle Sand Bottle Only	GCA-JW140-20-10	\$20.99
YDR Sand Bottle Only	GCA-JW141-00-00	\$20.99
YDR Sand Bottle Plastic Holder	GCA-JW143-02-00	\$24.99
YDR Sand Bottle Metal Mounting Bracket	JW1-K835F-00-00	\$17.99
M6 1.00x25mm Bolt for Sand Bottle	90111-06803-00	\$2.99
6MM Flat Washer for Sand Bottle	90201-06809-00	\$1.99
6MM Washer for Sand Bottle	9299R-06200-00	\$1.99
6MM Flange Nut for Sand Bottle	9572R-06300-00	\$3.99
YDR Information Holder Bracket Only	GCA-JW185-05-10	\$20.99
YDR Information Holder Bracket and Hardware	GCA-JW185-05-20	\$23.99
YDR Sand Bucket Scoop Only	GCA-JW130-10-10	\$5.99
V-Shaped Bracket for 6-Pack Cooler and Sand Bucket	JW1-K8323-00-PC	\$12.99
Flat Bracket for 6-Pack Cooler and Sand Bucket	JW1-K8324-00-PC	\$8.99
Off-Board Tow System Tie Rod Only	GCA-JW186-11-00	\$36.99
Off-Board Tow System Outer Universal Joint	JN6-23841-10-00	\$62.99
Off-Board Tow System Inner Universal Joint	JN6-23845-10-00	\$62.99
Club Cover		
2007-2009 Club Cover Upper Clip (Pair)	GCA-JW160-07-00	\$18.99
2013-current Club Cover Upper Clip (Qty. 2 for Set)	GCA-JW160-14-31	\$20.99
YDR Club Cover Side Arm Assembly with Hinge	GCA-JW160-12-21	\$28.99
YDR Club Cover Side Support with Nut Cap and Washer	GCA-JW160-12-71	\$7.99
Black Mushroom Cap for Hinge	GCA-JW160-12-81	\$1.99
Black 5/16" Nut Cap with Washer for Side Support	GCA-JW160-12-91	\$3.99
Club Pro Products® Cabana		
Club Pro Cabana Mount (Left)	GCA-JW160-CP-20	\$39.99
Club Pro Cabana Mount (Right)	GCA-JW160-CP-21	\$39.99
Club Pro Cabana Rocker	GCA-JW160-CP-22	\$13.99
Club Pro Cabana C-Strut Mount (Left)	GCA-JW160-CP-23	\$24.99
Club Pro Cabana C-Strut Mount (Right)	GCA-JW160-CP-24	\$24.99
Club Pro Cabana A/B Strut (Set)	GCA-JW160-CP-25	\$49.99
Club Pro Cabana C-Strut	GCA-JW160-CP-26	\$12.99
Club Pro Cabana Rocker Spring	GCA-JW160-CP-27	\$1.99
Club Pro Cabana Strut Plug	GCA-JW160-CP-28	\$0.99

PRODUCTS	PRODUCT #	MSRP
Club Pro Cabana Rocker Bolt	GCA-JW160-CP-29	\$2.99
Headlight Kits		
YDR 35W Clear Halogen Headlight Bulb	GCA-JW912-52-00	\$5.99
LED Front Turn Signal Bulb (Premium Kit Only)	GCA-74924-BP-PC	\$8.99
YDR Front Turn Signal Socket (Std, Dlx, Prm)	GCA-JW910-00-PC	\$11.99
Premium Turn Signal Switch and Module	GCA-JW112-41-01	\$211.99
Premium Module Only	GCA-JW112-41-M1	\$136.99
Premium Turn Signal Switch Only	GCA-JW112-41-T1	\$132.99
35W Clear Bulb (Min. Qty. 10*)	GCA-JW912-52-00	\$5.99
35W Headlight Assy (includes headlight and bulb)	GCA-JW110-03-PC	\$23.99
Turn Signal Bulb (Min. Qty. 10*)	GCA-JU011-01-00	\$1.99
Premium LED Turn Signal Bulb (Min. Qty. 5*)	GCA-74924-BP-PC	\$8.99
Front Turn Signal Socket	GCA-JW910-00-PC	\$11.99
Incandescent Taillight	JW1-H4514-00-PC	\$13.99
LED Taillight	GCA-JW112-62-PC	\$26.99
Standard and Deluxe Headlight On/Off Rocker Switch	JU0-H3976-00-00	\$8.99
Premium Headlight 4-Way Flasher Rocker Switch	GCA-JW117-21-01	\$4.99
48V to 12V Regulator Kit Fits '07-'15	GCA-JW911-10-00	\$199.99
Brake Stop Switch Assembly ('07-'12)	J13-82530-01-00	\$10.99
Control Unit/Delay Relay	J42-85590-01-00	\$107.99
Headlight Bezel LH	JW6-H4111-00-PC	\$19.99
Headlight Bezel RH	JW6-H4311-00-PC	\$19.99
Taillight Bezel LH	JW1-H431U-10-PC	\$7.99
Taillight Bezel RH	JW1-H4387-00-PC	\$7.99
Taillight Grommet	JW1-H4718-00-PC	\$3.99
Deluxe Turn Signal Switch (Peterson® with White Plugs)	GCA-JU012-33-00	\$115.99
Premium Turn Signal Switch and Module (Yamaha)	GCA-JW112-41-01	\$211.99
Premium Turn Signal	GCA-JW112-41-T1	\$132.99
Premium Module	GCA-JW112-41-M1	\$136.99
Enclosures		
Fabric Enclosure Black J-Hook	GCA-JW167-00-10	\$6.99
Vinyl Enclosure White J-Hook	GCA-JW167-00-20	\$5.99
Windshields		
Hinged Windshield Upper Clips with Glue	ACC-CCGLU-ES-ET	\$20.99
Hinged Windshield Lower Clips with Glue	GCA-JW124-00-00	\$13.99
Eagle (JW8) Hinged Windshield Hardware Kit	GCA-JW822-01-00	\$15.99
Fore-Par (JW1) Hinged Windshield Hardware Kit	GCA-JW122-00-00	\$15.99
Fore-Par (JW1) Solid Windshield Hardware Kit	GCA-JW121-00-00	\$27.99
45MM Windshield Bolt	JW1-K7212-00-00	\$2.99
50MM Windshield Bolt	JW1-K7481-00-00	\$0.99
Windshield Acorn Nut	JW1-K7217-00-00	\$2.99
Windshield Warning Label	GCA-JW104-00-00	\$0.99

PRODUCTS	PRODUCT #	MSRP
UMAX™ Windshield Hardware Kit	GCA-JU501-21-00	\$27.99
Folding Windshield	JU0-K7200-22-00	\$194.99
Rear Seat Kit		
YDR Modern RFS Hardware Kit	GCA-JW125-11-00	\$40.99
YDR Modern RFS Molded Platform	GCA-JW125-22-00	\$141.99
YDR Modern RFS Trunk Assembly	GCA-JW125-23-00	\$132.99
YDR Modern RFS Black Plastic Seat Back Cover	GCA-JW125-24-00	\$67.99
YDR Modern RFS Metal Components	GCA-JW125-29-00	\$532.99
YDR Modern RFS Seat Bottom Cushion	GCA-JW125-41-00	\$189.99
YDR Modern RFS Seat Back Cushion	GCA-JW125-42-01	\$147.99
YDR Modern RFS Left Side Driver Pad	GCA-JW125-61-00	\$47.99
YDR Modern RFS Right Side Passenger Pad	GCA-JW125-62-00	\$47.99
YDR Modern RFS Trunk Drain Plug	GCA-JW125-63-00	\$10.99
M6x35mm Button Head Screw	GCA-JW125-71-00	\$0.99
M6 Split Lock Washer	GCA-JW125-77-00	\$0.99
M6x20mm O.D. Fender Washer	GCA-JW125-84-00	\$0.99
Heavy-Duty Rear Shocks		
YDR Classic and Fold-Down RFS Heavy-Duty Shock (Each)	JW6-F2210-01-00	\$167.99
YDR Modern RFS Heavy-Duty Shock (Each)	JR6-F2210-00-00	\$124.99
YDR Rear Seat and 2" Lift Kit Application (Optional)	JP0-F2210-00-00	\$158.99
Fender Flares		
YDR Fender Flare Hardware Set (18)	GCA-JW154-51-00	\$7.99
Dash Skin		
Replacement Dash Skin Lock	GCA-JW192-10-20	\$14.99
Replacement Dash Lock Key (CH751)	GCA-JW192-10-30	\$30.99
YDR Trunk Storage		
YDR Trunk Storage Replacement Latch with Keys	GCA-JW194-31-00	\$17.99
Gauges		
2010-2012 YDR Gas Hour Meter Harness	JW1-H2386-00-00	\$30.99
2012.5-current YDR Gas Hour Meter Harness	JW1-H2386-10-00	\$30.99
YDR Gas Hour Meter Bracket	JW1-F4881-00-00	\$6.99
5-Panel Mirror		
5 Panel Mirror Bracket Set (1 Pair)	GCA-JW680-11-00	\$9.99
Wheels		
Tuning Fork Logo Emblem	GCA-JW151-00-00	\$3.99
Chrome Lug Nut 12mm x 1.25	GCA-JW152-00-LN	\$1.99
Carpet Set		
Replacement Snap (8 req'd)	FIC-U5192-00-00	\$1.99

PRODUCTS	PRODUCT #	MSRP
Electrical		
YDR 48-12V Regulator Kit.	GCA-JW911-10-00	\$199.99
Pro-Fill® Watering System		
Quick Connect with Dust Cover	GCA-JW182-51-00	\$23.99
O-Ring for Swivel-T	GCA-JW182-52-00	\$0.99
Pro-Fill® Blue Manifold with Valves	GCA-JW182-53-00	\$36.99
Flow Indicator with Coupler	GCA-JW182-54-00	\$63.99
Swivel-T Connector, Clampless	GCA-JW182-55-00	\$3.99
Red Cap for Swivel-T	GCA-JW182-56-00	\$0.99
Pro-Fill® Line Strainer for Supply Hose	GCA-JW182-58-00	\$40.99
Pro-Fill® Black Manifold Only	GCA-JW182-59-00	\$5.99
BFS™ Watering System		
BFS™ Clip-on Valve with Spark Arrestor	GCA-JW286-00-21	\$11.99
BFS™ Battery Fill Gun with 10 PSI Regulator	GCA-JW286-00-22	\$94.99
BFS™ 2.5 Gravity Fill Tank with Flow Indicator	GCA-JW286-00-23	\$63.99
Watering Gun		
Water Gun 25 PSI Regulator	GCA-GUNAT-00-00	\$20.99
Deionizer		
Deionizer Purity Light with Tee	GCA-PS191-00-00	\$182.99
Deionizer PS600 Replacement Cartridge	JN6-DEION-RP-LC	\$189.99
Sun Tops		
YDR ClimaGuard™ Sun Top Hardware Kit	GCA-JW190-00-00	\$47.99
YDR ClimaGuard™ Sun Top Supports and Hardware Kit	JW1-K84A2-01-00	\$126.99
YDR ClimaGuard™ Sun Top Skin Only with Handles	JW1-K8310-11-00	\$224.99
YDR ClimaGuard™ Sun Top Complete Kit	JW1-K84A0-01-00	\$508.99
13 Gauge Front Support for Yamaha 82" Top	GCA-JW198-43-00	\$38.99
13 Gauge Rear Support for Yamaha 82" Top	JW1-K8313-01-00	\$42.99
Rear Support LH for 116" Top and Modern Rear Seat	GCA-JW198-45-00	\$53.99
Rear Support RH for 116" Top and Modern Rear Seat	GCA-JW198-46-00	\$53.99
YDR 80" Hard Top (Stone)	JP0-K8314-00-00	\$294.99
YDR 80" Hard Top (White)	JP0-K8314-10-00	\$247.99
YDR 80" Hard Top (Black)	JP0-K8314-20-00	\$294.99
Hardware Kit with Supports for YDR RFS 80"/116" Top	JP0-K84A2-00-00	\$243.99
Hardware Kit Only for YDR RFS 80"/116" Top	JP0-K84B2-00-00	\$64.99
Front Spacer for YDR 80"/116" Top	JP0-K8328-00-00	\$5.99
Front Support for YDR 80"/116"/130"/Fairway Lounge Top	JD6-K8312-00-00	\$36.99
Support, Roof 2 80"/116" Rear LH with Classic or Flip Seat	JP0-K8313-00-00	\$23.99
Support, Roof 3 80"/116" Rear RH with Classic or Flip Seat	JP0-K831A-00-00	\$23.99




Yamaha Motor Corporation, U.S.A.
6555 Katella Avenue
Cypress, CA 90630

For a dealer near you, call 1-800-88-YAMAHA. Check us out on the web at YamahaGolfCar.com.

Check out the full line-up of golf car accessories at ShopYamaha.com.

This document contains Yamaha's valuable trademarks and it may contain trademarks belonging to other companies. Except where noted, any references to other companies or their products are for identification purposes only, and are not intended to be an endorsement. WaveRunner® is a Yamaha brand personal watercraft and not a generic term. Apple, iPod, and iPhone are registered trademarks of Apple, Inc. Product and specifications subject to change without notice. Availability subject to production, stocking, and demand. Manufacturer's suggested retail prices are shown. Prices may vary due to supply, freight, etc. Actual prices set by the dealer. ©2017 Yamaha Motor Corporation, U.S.A. All rights reserved.



LIT-YPDGC-SM-17

YAMALUBE®
