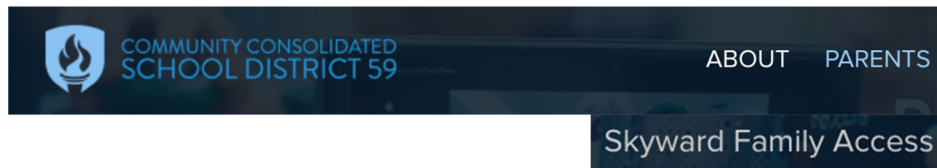
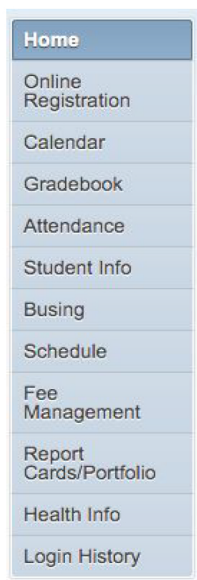


Skyward Family Access

1. Go to Community Consolidated School District 59 web page at www.ccsd59.org
2. Go to the PARENTS tab and click on *Skyward Family Access*



3. Put in your username and password and click Sign In



4. Click the button on the left side to select different tabs to view the following:

- ❖ Online Registration
- ❖ Calendar
- ❖ Gradebook
- ❖ Attendance
- ❖ Student Info
- ❖ Busing
- ❖ Schedule
- ❖ Fees
- ❖ Report Cards
- ❖ Health Info
- ❖ Login History

Note: If you have more than 1 child in the district, click on dropdown box at the top



Skyward Family Access allows parents/guardians to be proactive members in their child's educational team. If you have a question about your child's grades, Skyward Family Access provides links for you to email teachers. We welcome you to Skyward Family Access and hope you will find this to be an effective tool in enhancing your communication with your child's teachers.

Forgot username and/or password? Please call your child's school office.

Skyward Access Mobile App

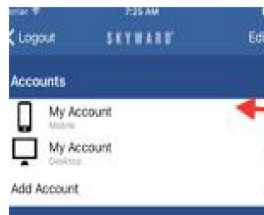
1. Download the free **Skyward Family Access Mobile App** and stay connected 24/7 for access to grades, attendance, and more.



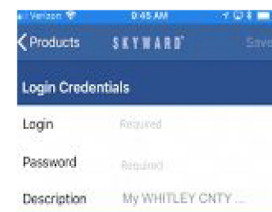
2. After downloading and opening the app, the following screen will appear. You can find Community Consolidated School District 59/Elk Grove Township CCSD59 using any of the following three options: By location, By Postal Code, By School District



3. The following screen will appear:



4. This screen will appear. Click "Login" and type in your Skyward username. Then click "Password" and type in your Skyward password



Then click the "Save"  icon on the top of the screen.

5. The following screen will appear:



For privacy and security purposes, Skyward requires that you enter a 4 digit passcode. This code will be used each time that you access the mobile app.

This code is not maintained and cannot be reset by the district. If you should forget your passcode, you will need to delete the account and recreate it following these same instructions.

6. Your account will appear on the screen. You will now be able to access your child's information, such as:

- Grades
- Homework
- Assignments