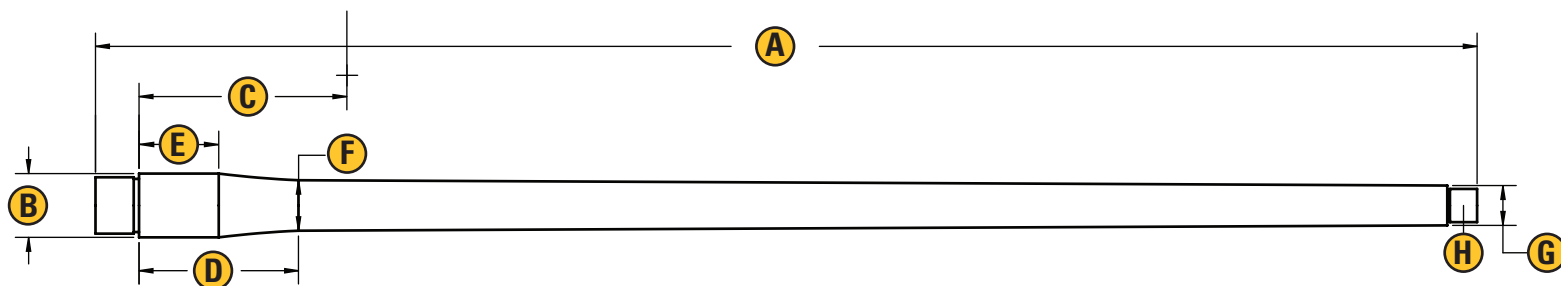
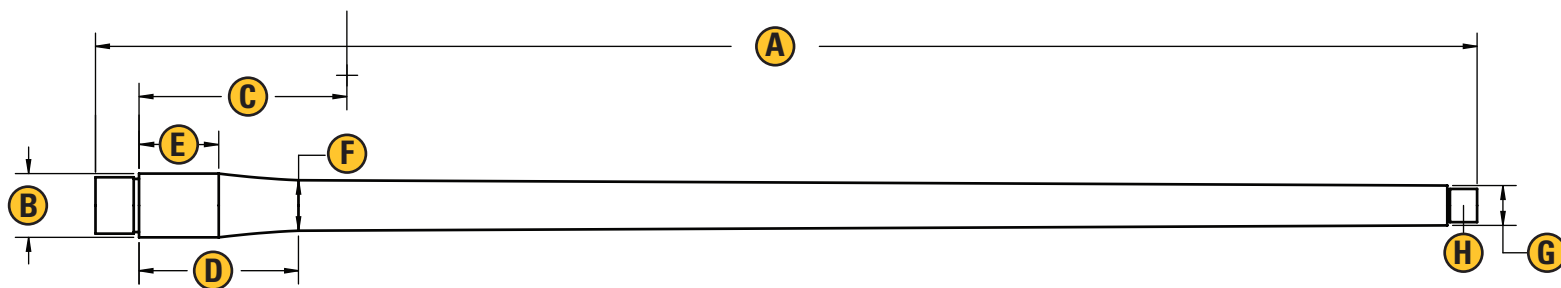


B-14 SERIES BARREL DIMENSIONS



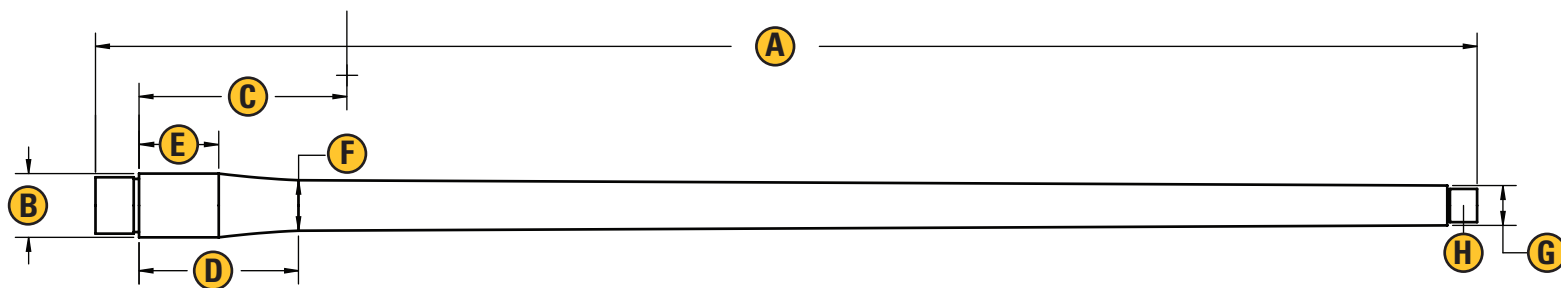
TIMBER/HUNTER/ WOODSMAN	CALIBER	A	B	C	D	E	F	G	H
B14L001	30-06 Spring.	24	1.240	5.484	5.323	0.472	0.760	0.650	-
B14L002	.270 Win.	24	1.240	5.484	5.323	0.472	0.760	0.650	-
B14L101	30-06 Spring.	24	1.240	5.484	5.323	0.472	0.760	0.650	-
B14L102	.270 Win.	24	1.240	5.484	5.323	0.472	0.760	0.650	-
B14L131V	30-06 Spring.	24	1.240	5.484	5.323	0.472	0.760	0.650	-
B14L151	30-06 Spring.	24	1.240	5.484	5.323	0.472	0.760	0.650	-
B14L152	.270 Win.	24	1.240	5.484	5.323	0.472	0.760	0.650	-
B14L201	30-06 Spring.	24	1.240	5.484	5.323	0.472	0.760	0.650	-
B14L202	.270 Win.	24	1.240	5.484	5.323	0.472	0.760	0.650	-
B14L251	30-06 Spring.	24	1.240	5.484	5.323	0.472	0.760	0.650	-
B14L252	.270 Win.	24	1.240	5.484	5.323	0.472	0.760	0.650	-
B14LM001	.300 Win. Mag.	24	1.240	5.484	5.323	0.472	0.760	0.650	-
B14LM101	.300 Win. Mag.	24	1.240	5.484	5.323	0.472	0.760	0.650	-
B14LM101NWTF	.300 Win. Mag.	24	1.240	5.484	5.323	0.472	0.760	0.650	-
B14LM102	7 mm Rem. Mag.	24	1.240	5.484	5.323	0.472	0.760	0.650	-
B14LM111	.300 Win. Mag.	24	1.240	5.484	5.323	0.472	0.760	0.650	-
B14LM112	7 mm Rem. Mag.	24	1.240	5.484	5.323	0.472	0.760	0.650	-
B14LM121V	.300 Win. Mag.	24	1.240	5.484	5.323	0.472	0.760	0.650	-
B14LM131V	.300 Win. Mag.	24	1.240	5.484	5.323	0.472	0.760	0.650	-
B14LM132V	7 mm Rem. Mag.	24	1.240	5.484	5.323	0.472	0.760	0.650	-
B14LM151	.300 Win. Mag.	24	1.240	5.484	5.323	0.472	0.760	0.650	-
B14LM201	.300 Win. Mag.	24	1.240	5.484	5.323	0.472	0.760	0.650	-
B14LM202	7 mm Rem. Mag.	24	1.240	5.484	5.323	0.472	0.760	0.650	-
B14LM251	.300 Win. Mag.	24	1.240	5.484	5.323	0.472	0.760	0.650	-
B14S001	.308 Win	22	1.240	6.373	6.169	1.209	0.760	0.650	-
B14S002	6,5 Creed.	22	1.240	6.373	6.169	1.209	0.760	0.650	-
B14S003	.243 Win.	22	1.240	6.373	6.169	1.209	0.760	0.650	-
B14S007	7 mm-08	22	1.240	6.373	6.169	1.209	0.760	0.650	-
B14S101	.308 Win	22	1.240	6.373	6.169	1.209	0.760	0.650	-
B14S102	6,5 Creed.	22	1.240	6.373	6.169	1.209	0.760	0.650	-
B14S103	.243 Win.	22	1.240	6.373	6.169	1.209	0.760	0.650	-
B14S104	22-250 Win.	22	1.240	6.373	6.169	1.209	0.760	0.650	-
B14S107	7 mm-08	22	1.240	6.373	6.169	1.209	0.760	0.650	-
B14S111	.308 Win	22	1.240	6.373	6.169	1.209	0.760	0.650	-
B14S112	6,5 Creed.	22	1.240	6.373	6.169	1.209	0.760	0.650	-
B14S131V	.308 Win	22	1.240	6.373	6.169	1.209	0.760	0.650	-
B14S151	.308 Win	22	1.240	6.373	6.169	1.209	0.760	0.650	-
B14S152	6,5 Creed.	22	1.240	6.373	6.169	1.209	0.760	0.650	-
B14S153	.243 Win.	22	1.240	6.373	6.169	1.209	0.760	0.650	-
B14S154	22-250 Win.	22	1.240	6.373	6.169	1.209	0.760	0.650	-
B14S201	.308 Win	22	1.240	6.373	6.169	1.209	0.760	0.650	-
B14S202	6,5 Creed.	22	1.240	6.373	6.169	1.209	0.760	0.650	-
B14S203	.243 Win.	22	1.240	6.373	6.169	1.209	0.760	0.650	-
B14S207	7 mm-08	22	1.240	6.373	6.169	1.209	0.760	0.650	-
B14S251	.308 Win	22	1.240	6.373	6.169	1.209	0.760	0.650	-
B14S253	.243 Win.	22	1.240	6.373	6.169	1.209	0.760	0.650	-
B14S132V	6,5 Creed.	24	1.240	6.347	6.169	1.209	0.760	0.650	-
B14LM1110	28 Nolsler	26	1.240	5.442	5.323	0.472	0.760	0.650	-

B-14 SERIES BARREL DIMENSIONS



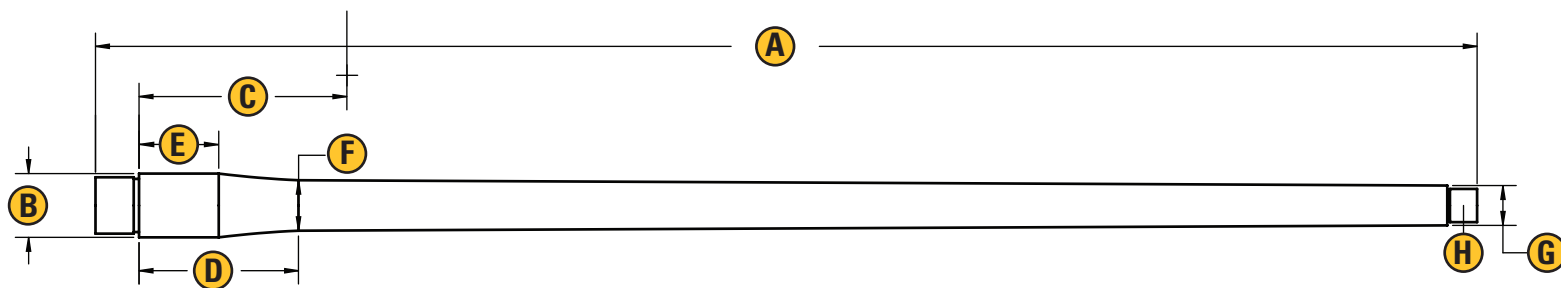
TERRAIN	CALIBER	A	B	C	D	E	F	G	H
B14SM659	6,5 PRC	24	1.240	4.503	4.307	1.189	0.933	0.748	5/8-24 UNEF
B14S651	.308 Win	20	1.240	4.544	4.307	1.189	0.933	0.748	5/8-24 UNEF
B14S652	6,5 Creed.	24	1.240	4.503	4.307	1.189	0.933	0.748	5/8-24 UNEF
B14LM5610	28 Nolser	26	1.240	4.514	4.307	0.402	0.933	0.748	5/8-24 UNEF
B14LM651	.300 Win. Mag.	26	1.240	4.567	4.307	0.402	0.933	0.748	5/8-24 UNEF
B14LM657	7 mm Rem. Mag.	24	1.240	4.599	4.307	0.402	0.933	0.748	5/8-24 UNEF
B14LM658	300 PRC	26	1.240	4.567	4.307	0.402	0.933	0.748	5/8-24 UNEF
HMR	CALIBER	A	B	C	D	E	F	G	H
B14S351	.308 Win	20	1.220	3.760	3.689	1.189	0.941	0.850	5/8-24 UNEF
B14S351L	.308 Win	20	1.220	3.760	3.689	1.189	0.941	0.850	5/8-24 UNEF
B14S352	6,5 Creed.	22	1.220	3.752	3.689	1.189	0.941	0.850	5/8-24 UNEF
B14S352C	6,5 Creed.	22	1.220	3.752	3.689	1.189	0.941	0.850	5/8-24 UNEF
B14S352L	6,5 Creed.	22	1.220	3.752	3.689	1.189	0.941	0.850	5/8-24 UNEF
B14S354	22-250 Win.	24	1.220	3.745	3.689	1.189	0.941	0.850	5/8-24 UNEF
B14S354L	6,5 PRC	24	1.220	3.745	3.689	1.189	0.941	0.850	5/8-24 UNEF
B14S356	450 Bush	20	1.220	3.770	3.689	1.189	0.941	0.839	1/16-24 UNEF
B14S359	.308 Win	24	1.220	3.745	3.689	1.189	0.941	0.850	5/8-24 UNEF
B14S361	.308 Win	20	1.220	3.760	3.689	1.189	0.941	0.850	5/8-24 UNEF
B14S362	6,5 Creed.	24	1.220	3.745	3.689	1.189	0.941	0.850	5/8-24 UNEF
B14S362L	6,5 Creed.	24	1.220	3.745	3.689	1.189	0.941	0.850	5/8-24 UNEF
B14S364	.22-250 Rem	24	1.220	3.745	3.689	1.189	0.941	0.850	5/8-24 UNEF
B14S371	.308 Win	20	1.220	3.760	3.689	1.189	0.941	0.850	5/8-24 UNEF
B14S371L	.308 Win	20	1.220	3.760	3.689	1.189	0.941	0.850	5/8-24 UNEF
B14S372	6,5 Creed.	24	1.220	3.745	3.689	1.189	0.941	0.850	5/8-24 UNEF
B14S382	6,5 Creed.	24	1.220	3.745	3.689	1.189	0.941	0.850	5/8-24 UNEF
B14S382L	6,5 Creed.	24	1.220	3.745	3.689	1.189	0.941	0.850	5/8-24 UNEF
B14S451	.308 Win	20	1.220	3.760	3.689	1.189	0.941	0.850	5/8-24 UNEF
B14S452	6,5 Creed.	24	1.220	3.745	3.689	1.189	0.941	0.850	5/8-24 UNEF
B14S452C	6,5 Creed.	24	1.220	3.745	3.689	1.189	0.941	0.850	5/8-24 UNEF
B14S506	450 Bush	20	1.220	3.770	3.689	1.189	0.941	0.839	1/16-24 UNEF
B14S506V	450 Bush	20	1.220	3.770	3.689	1.189	0.941	0.839	1/16-24 UNEF
B14SM359	6,5 PRC	24	1.220	3.745	3.689	1.189	0.941	0.850	5/8-24 UNEF
B14SM359S	6,5 PRC	24	1.220	3.745	3.689	1.189	0.941	0.850	5/8-24 UNEF
B14LM301	.300 Win. Mag.	26	1.220	3.779	3.689	0.472	0.941	0.850	5/8-24 UNEF
B14LM301L	.300 Win. Mag.	26	1.220	3.779	3.689	0.472	0.941	0.850	5/8-24 UNEF
B14LM302	7 mm Rem. Mag.	24	1.220	3.663	3.689	0.472	0.941	0.850	5/8-24 UNEF
B14LM351	.300 Win. Mag.	26	1.220	3.779	3.689	0.472	0.941	0.850	5/8-24 UNEF
B14LM3510	28 Nolser	26	1.220	3.751	3.689	0.472	0.941	0.850	5/8-24 UNEF
B14LM357	7 mm Rem. Mag.	24	1.220	3.663	3.689	0.472	0.941	0.850	5/8-24 UNEF
B14LM358	300 PRC	26	1.220	3.779	3.689	0.472	0.941	0.850	5/8-24 UNEF
B14LM358S	300 PRC	26	1.220	3.779	3.689	0.472	0.941	0.850	5/8-24 UNEF
B14LM361	.300 Win. Mag.	26	1.220	3.779	3.689	0.472	0.941	0.850	5/8-24 UNEF
B14LM361L	.300 Win. Mag.	26	1.220	3.779	3.689	0.472	0.941	0.850	5/8-24 UNEF
B14LM368	300 PRC	26	1.220	3.779	3.689	0.472	0.941	0.850	5/8-24 UNEF

B-14 SERIES BARREL DIMENSIONS



RIDGE	CALIBER	A	B	C	D	E	F	G	H
B14S501	.308 Win	20	1.240	4.618	4.307	1.189	0.933	0.701	5/8-24 UNEF
B14S501SSX	.308 Win	22	1.240	4.571	4.307	1.189	0.933	0.705	5/8-24 UNEF
B14S502	6.5 Creed.	22	1.240	4.571	4.307	1.189	0.933	0.705	5/8-24 UNEF
B14S502SSX	6.5 Creed.	22	1.240	4.571	4.307	1.189	0.933	0.705	5/8-24 UNEF
B14S502V	6.5 Creed.	22	1.240	4.571	4.307	1.189	0.933	0.705	5/8-24 UNEF
B14S503	.243 Win.	22	1.240	4.571	4.307	1.189	0.933	0.705	5/8-24 UNEF
B14S504	.22-250 Rem	22	1.240	4.571	4.307	1.189	0.933	0.705	5/8-24 UNEF
B14S504V	7 mm-08	22	1.240	4.571	4.307	1.189	0.933	0.705	5/8-24 UNEF
B14S507	7 mm-08	22	1.240	4.571	4.307	1.189	0.933	0.705	5/8-24 UNEF
B14S507SI	7 mm-08	22	1.240	4.571	4.307	1.189	0.933	0.705	5/8-24 UNEF
B14S509	6.5 PRC	24	1.240	4.562	4.307	1.189	0.933	0.701	5/8-24 UNEF
B14S511	.308 Win	18	1.240	4.681	4.307	1.189	0.933	0.701	5/8-24 UNEF
B14S511SI	.308 Win	22	1.240	4.571	4.307	1.189	0.933	0.705	5/8-24 UNEF
B14S512	6.5 Creed.	18	1.240	4.681	4.307	1.189	0.933	0.701	5/8-24 UNEF
B14S521	.308 Win	20	1.240	4.618	4.307	1.189	0.933	0.701	5/8-24 UNEF
B14S521SP	.308 Win	18	1.240	4.681	4.307	1.189	0.933	0.701	5/8-24 UNEF
B14S522	6.5 Creed.	22	1.240	4.571	4.307	1.189	0.933	0.705	5/8-24 UNEF
B14S522SP	6.5 Creed.	18	1.240	4.681	4.307	1.189	0.933	0.701	5/8-24 UNEF
B14SM509V	6.5 PRC	24	1.240	4.562	4.307	1.189	0.933	0.701	5/8-24 UNEF
B14SM519	6.5 PRC	24	1.240	4.562	4.307	1.189	0.933	0.701	5/8-24 UNEF
B14LM501	.300 Win. Mag.	24	1.240	4.686	4.307	0.402	0.933	0.701	5/8-24 UNEF
B14LM5010	28 Nolsen	26	1.240	4.608	4.307	0.402	0.933	0.701	5/8-24 UNEF
B14LM501SI	.300 Win. Mag.	24	1.240	4.686	4.307	0.402	0.933	0.701	5/8-24 UNEF
B14LM501SSX	.300 Win. Mag.	24	1.240	4.686	4.307	0.402	0.933	0.701	5/8-24 UNEF
B14LM501V	.300 Win. Mag.	24	1.240	4.686	4.307	0.402	0.933	0.701	5/8-24 UNEF
B14LM502	7 mm Rem. Mag.	24	1.240	4.686	4.307	0.402	0.933	0.701	5/8-24 UNEF
B14LM507	7 mm Rem. Mag.	24	1.240	4.686	4.307	0.402	0.933	0.701	5/8-24 UNEF
B14LM507V	300 PRC	24	1.240	4.686	4.307	0.402	0.933	0.701	5/8-24 UNEF
B14LM508	300 PRC	24	1.240	4.686	4.307	0.402	0.933	0.701	5/8-24 UNEF
B14LM508V	300 PRC	24	1.240	4.686	4.307	0.402	0.933	0.701	5/8-24 UNEF
B14LM511	.300 Win. Mag.	24	1.240	4.686	4.307	0.402	0.933	0.701	5/8-24 UNEF
B14LM518	300 PRC	24	1.240	4.686	4.307	0.402	0.933	0.701	5/8-24 UNEF
B14L501	30-06 Spring.	24	1.240	4.686	4.307	0.402	0.933	0.701	5/8-24 UNEF

B-14 SERIES BARREL DIMENSIONS



BMR	CALIBER	A	B	C	D	E	F	G	H
BMR001	22 LR	18	1.024	6.647	6.071	1.110	0.760	0.654	1/2-28 UNEF
BMR002	22 LR	18	1.024	3.026	3.528	1.110	0.915	0.915	1/2-28 UNEF
BMR003	22 WRM	20	1.024	6.539	6.000	1.110	0.760	0.654	1/2-28 UNEF
BMR004	22 WRM	20	1.024	3.645	3.531	1.110	0.915	0.915	1/2-28 UNEF
BMR005	17 HMR	20	1.024	6.539	6.000	1.110	0.760	0.654	1/2-28 UNEF
BMR006	17 HMR	20	1.024	3.645	3.531	1.110	0.915	0.915	1/2-28 UNEF
B14R	CALIBER	A	B	C	D	E	F	G	H
B14R001	22 LR	18	1.240	3.769	3.689	1.189	0.941	0.850	1/2-28 UNEF
B14R001L	22 LR	18	1.240	3.769	3.689	1.189	0.941	0.850	1/2-28 UNEF
B14R002	22 LR	18	1.240	2.724	2.724	1.189	0.933	0.933	1/2-28 UNEF
B14R002L	22 LR	18	1.240	2.724	2.724	1.189	0.933	0.933	1/2-28 UNEF
B14R003	17 HMR	20	1.240	3.787	3.787	1.287	0.941	0.854	1/2-28 UNEF
B14R003L	17 HMR	20	1.240	3.787	3.787	1.287	0.941	0.854	1/2-28 UNEF
B14R004	17 HMR	20	1.240	2.823	2.823	1.287	0.915	0.915	1/2-28 UNEF
B14R004L	17 HMR	20	1.240	2.823	2.823	1.287	0.915	0.915	1/2-28 UNEF
B14R005	22WMR	20	1.240	3.787	3.787	1.287	0.941	0.854	1/2-28 UNEF
B14R005L	22WMR	20	1.240	3.787	3.787	1.287	0.941	0.854	1/2-28 UNEF
B14R006	22 WRM	20	1.240	2.823	2.823	1.287	0.915	0.915	1/2-28 UNEF
B14R006L	22 WRM	20	1.240	2.823	2.823	1.287	0.915	0.915	1/2-28 UNEF
B14RBA001	22 LR	18	1.240	3.769	3.689	1.189	0.941	0.850	1/2-28 UNEF
B14RBA001L	22 LR	18	1.240	3.769	3.689	1.189	0.941	0.850	1/2-28 UNEF
B14RBA002	22 LR	18	1.240	2.724	2.724	1.189	0.933	0.933	1/2-28 UNEF
B14RBA002L	22 LR	18	1.240	2.724	2.724	1.189	0.933	0.933	1/2-28 UNEF