



Get your kicks.

INTRUDER | 2004

ILLINOIS MISSOURI KANSAS OKLAHOMA TEXAS NEW MEXICO ARIZONA CALIFORNIA



Leaning Water Tower, Route 66, Groom, TX

Damon — you can travel the world over and never find more motorhome for the money.





Model 373, Turning Leaf



Route 66 bridges cross three famous rivers -- the Mississippi, Rio Grande and Colorado -- and many smaller ones between Chicago and Los Angeles. This Pony-type bridge, completed in 1933, traverses the South Canadian River near Bridgeport, OK.



Model 373, Turning Leaf

ROLLING DOWN THE HIGHWAY.

And remember, getting there is half the fun, especially when you're traveling down America's greatest highways, like storied Route 66, in first-class transportation like an Intruder™ Motorhome.

Intruder challenges the notion that luxury has to cost a fortune. And it roars down the highway with power and performance to spare. With more comfort and beauty than motorhomes priced thousands of dollars higher. No other motorhome offers you so much for so little.

NEW FOR 2004

Every Intruder on a Workhorse® chassis has larger, 22.5-inch tires for added security and better steering control.

The Carrier® roof-mounted, ducted air conditioners have remote-controlled thermostats for easy adjusting from the interior comfort of your Intruder.

Intruder's full basement is now two inches taller and includes multiple pass-through storage compartments.



URNS MOUNTAINS INTO MOLEHILLS.

THE SIDEWALLS

Walls are vacuum-bond laminated for added strength and rigidity.

Sidewalls are five layers thick, consisting of:

- Exterior fiberglass
- Luan
- Aluminum frame
- Bead-foam insulation
- Interior wallboard

UTILITIES

Travel in any season because of Intruder's heated holding tanks and fully contained plumbing systems. Tanks are mounted horizontally, making service and maintenance easy.

FLOOR

A Structurwood® steel-framed floor supports the living area. Framed in 1.5-inch welded-steel tubing, it's insulated with solid bead-foam insulation and protected with a galvanized underbelly which inhibits rust and corrosion.

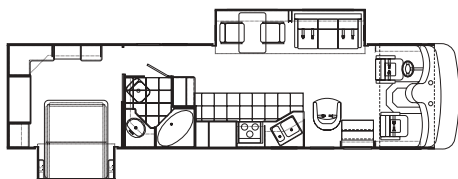
BASEMENT AND STORAGE

The Intruder basement construction incorporates a strong, welded-steel truss system. The trusses span the full width to better distribute weight. They also allow for Intruder's full basement and massive pass-through storage compartments.

FLOOR PLANS

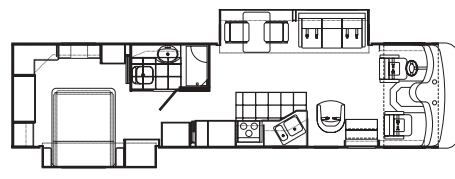
Damon offers a variety of floor plans and options. All provide the roomiest, most convenient mobile living experience you've ever had.

350



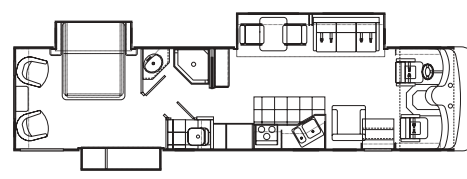
Washer/dryer available • 30"-deep bedroom slideout • Vanity
Huge windows in hall

369



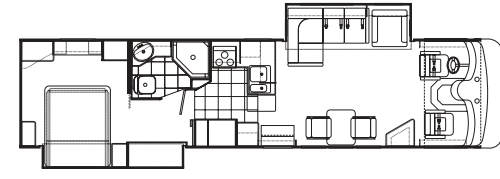
Living-area slideout • Washer/dryer available • Four wardrobes

373



Living-area slideout • Triple slide
Panographic rear bedroom windows

375



Double slideout • Triple living-area windows • TV useable while driving

INTRUDER 2004

ROOF

Intruder's roof is vacuum-bond laminated for superior strength and rigidity. It features an aluminum rafter support system with bowed rafters to maintain the roof's crowned shape. A crowned roof permits better water runoff, which helps prevent leaks.

HOME ON THE RANGE.

Our optional Sherwin Williams® full-body paint packages will really turn heads.

A premium AM/FM/Pioneer® CD player in the cockpit dash offers quality sound and makes your long drives more enjoyable. Option the Pioneer XM-satellite radio tuner, and you expand your choice of stations, plus get coast-to-coast programming — with no need to switch stations as you travel.

Bring absolutely everything with you, thanks to extra-large, extra-strong multiple pass-through rotocast storage compartments. They even have a drain valve for quick wash out.

Intruder's optional Surroundsound® home theater system lets you really enjoy all of your favorite movies, no matter where you are. It comes complete with a Pioneer theater receiver, a DVD/CD player, ceiling-mounted satellite speakers and a subwoofer.

A heavy-duty 5,000-lb. trailer hitch lets you tow even the largest SUVs.

Intruder's aerodynamic gelcoated front and rear fiberglass caps give you the sleek, elegant look of a motorhome priced much higher. We even go one step further and offer an optional seamless fiberglass roof, which virtually eliminates maintenance costs.

Flush-floor slideouts operate on a smooth rack-and-pinion mechanism. There's more headroom, less tripping across the living room.

Endee, New Mexico was founded in 1882, and some claimed it was so rough that a trench was dug on Saturday to bury the gunfight losers on Sunday. Endee's population in 1946 was 110 citizens but, like many towns along Route 66, it quickly became a ghost town after being bypassed by the interstate highway system.



CHASSIS

Quality construction starts here. And Intruder uses only the finest: either a rugged Workhorse® or Ford® chassis, depending on the floor plan.



Carrier® Air Conditioner



Optional Home Theater Package



Model 373, Turning Leaf

PAINT

Option our Sherwin Williams automotive full-body exterior paint packages in a choice of three gorgeous colors. They give Intruder a distinctively upscale look and few motorhomes in Intruder's class offer them.



Deluxe Paint and Graphics Package (Standard)



Antique Bronze Full-body Paint Package



Adriatic Blue Cashmere Full-body Paint Package



Ebony Cashmere Full-body Paint Package



Opus One



Turning Leaf



Stag's Leap



Silver Oak



Maple



Oak

DÉCOR

Damon offers several discriminating décor packages. Choose the one that lends a sense of your personality.

SUCH A FINE SIGHT TO SEE.

Start choosing your favorite floor plan, fabrics, styles and options. No matter which model and design package you choose, you can be assured that every Intruder Motorhome we make is built the same way — the right way — with the same high-quality materials, components and state-of-the-art construction techniques.



Visit the Devil's Rope Museum, Route 66, McLean, Texas. Find out everything you'll ever want to know about barbed wire, including why they call it devil's rope.

SPECIFICATIONS AND FEATURES

For a complete list, visit www.DamonRV.com

Bathroom

12" x 12" vinyl tile flooring	S
Full-height fiberglass tub or shower with door	S
Skylight and power vent	S
Foot-flush porcelain toilet with sprayer	S
Medicine cabinet with solid-wood door and mirror	S
Wallpaper border	S

Bedroom

Pillowtop mattress and bedspread	S
Lined wardrobe with lights and mirrored doors	S
20" color TV	S
Lambrequin window treatments	S
Day/night shades	S
Pin-up lights	S
AM/FM/CD player	0

Chassis

Four-point leveling jacks with touchpad controls	S
Trailer hitch (5,000 tow lbs. / 500 tongue lbs.)	S
Emergency start circuit	S

Cockpit

Molded ABS dash with burl instrument panel	S
Electronically controlled dash air conditioning	S
AM/FM/CD player (single disc, in-dash)	S
4-speaker sound	S
Cruise control	S
Tilt steering wheel	S
Map lights	S
Dash fans	S
Windshield privacy drape	S
Front-mounted power mirrors with heat	S
Floor mats	S
Reclining swivel captain's chairs	S
3-point, wall-mounted seatbelts	S
Storage cabinets above driver and passenger	S
Multi-positionable sun visors	S
Drink holders	S
AM/FM/cassette with multi-disc CD changer	0
XM-satellite radio tuner	0
Driver's door with power window	0
Ultra-leather captain's chairs (set of 2)	0
Power 6-way seat (driver only)	0
Power 6-way seat (passenger only)	0
Electric sun visors with two manual side shades	0
Back-up monitor system with audio and flip-up LCD screen	0

Entry

Electric exterior entrance step	S
Entry-assist handle	S
Ice chest and battery access in stairwell	S

Exterior

Paint package with deluxe graphics	S
Fog lights	S
TPO roof	S
Radius-cornered crowned roof	S
Roof vents	S
Rear ladder	S
Aerodynamic front and rear fiberglass caps	S
Side-mounted patio awning*	S
Side-mounted awning over slideout	S
Entry-assist lighted grab handle	S
Upgraded gelcoated sidewall	S
Locking exterior storage doors	S
Two porch lights (one on each side)	S
Easy-to-clean, lighted, rotocast storage compartments	S
Full basement pass-through storage	S
Gas pistons on exterior storage doors	S
Full-body paint package with color-coordinated slideroom awnings	O
Color-coordinated patio awning (full-body paint only)	O
Seamless fiberglass roof (required w/ full-body paint)	O
Dual-pane windows	O
RVQ grill	O
Diamond Shield® front paint film	O

Kitchen

Refrigerator: large flush-mounted, double-door	S
Refrigerator: solid-wood front (oak or maple)	S
3-burner range and oven	S
Corian® range cover	S
Microwave oven	S
Lighted power range hood	S
Monitor panel with LPG readout	S

Kitchen

Double-bowl sink with oversized dish bowl	S
Corian sink cover(s)	S
Single-lever faucet with sprayer	S
Pantry	S
Corian® countertops	S
Solid-wood cabinet doors (oak or maple)	S
12" x 12" vinyl tile flooring	S
Freestanding dinette with 2 chairs	S
Mini blinds	S
Fantastic® power vent	S
Wallpaper border	S
Fire extinguisher	S
Refrigerator: large flush-mounted, double-door with icemaker	O
Refrigerator: side-by-side with icemaker IPO standard refrigerator and pantry	O
Microwave/convection oven	O
Wood-plank flooring (oak or maple)	O
2 folding chairs (available with freestanding dinette or buffet)	O
Buffet with additional storage (N/A in 375 floor plan)	O
Booth dinette with Corian®-edged table (N/A in 375 floor plan)	O
Fantastic® power vent with rain sensor	O

Living Area

Extra-large recliner with footrest (cloth)	S
Hide-a-bed (N/A in 375 floor plan)	S
L-shape sofa (375 floor plan only)	S
Day/night shades	S
100% nylon carpeting with stain treatment and padding	S
27" color TV with full-function remote, antenna booster and jack	S
Video package (VCR/DVD player and control center)	S
Decorator clock and mirror	S
Ozite® fabric ceiling	S
Aisle lights	S
Extra-large recliner with footrest (ultra-leather)	O
Home theater package (VCR, DVD/CD player and 5-channel Dolby® Pro-Logic receiver amplifier)	O

Utilities

Air conditioner: 13,500-BTU ducted central (front)	S
Air conditioner: 13,500-BTU ducted central (rear)	S
Remote thermostatically controlled air conditioning	S
Furnace: 35,000-BTU electronic ignition, floor-ducted	S
Water heater: 6-gallon gas/electric with electronic ignition	S
Water heater bypass kit	S
Generator: 5.5 kW Generac® Quietpact™	S
Converter: solid-state 75-amp, 12-volt	S
12-volt demand water pump	S
Dual 6-volt auxiliary batteries	S
Electronic battery distribution center	S
Battery disconnect	S
50-amp, 120-volt service with marine-type detachable power cord	S
Exterior GFCI receptacle	S
Enclosed heated potable and holding tanks	S
Black-water tank flush	S
Three-way valve for tank/city water fill	S
Telephone hookup	S
Cable TV/satellite hookup	S
Pre-wired for roof-mounted satellite dish	S
Exterior shower	S
Carbon monoxide, LP gas and smoke detectors	S
Air conditioner: 15,000-BTU ducted central upgrade (front)	O
5-watt chassis solar battery charger	O
Heat pumps with (2) 15,000-BTU A/C units	O
Water heater: Motoraid® 6-gallon gas/electric with electronic ignition	O
Generator: 5.5 kW Onan® Marquis Gold®	O
Generator: 7.0 kW Onan® Marquis Gold®	O
600-watt entertainment inverter	O
Water filtration system	O
Washer/dryer prep (350 and 369 floor plans only)	O
Washer/dryer combo (350 and 369 floor plans only)	O
DSS manual satellite dish	O

Workhorse® Weights and Measures

	350W	369W	373W	375W
Wheelbase	228"	228"	242"	242"
GVWR (lbs.)	22k	22k	22k	22k
Overall length	36'6"	36'6"	37'11"	37'11"
Overall width	101"	101"	101"	101"
Overall height with A/C	12'	12'	12'	12'
Freshwater system (appx. gal.)	80	80	80	80
Gray water/black water (appx. gal. each)	50/42	50/42	50/42	50/42
LP (lbs.)	103.5	103.5	103.5	103.5
Sleeping capacity	4	4	4	4
Std. wt. (appx. lbs.)	17,925	17,918	19,315	18,301
Fuel capacity (appx. gal.)	75	75	75	75

Ford® Weights and Measures

	350F	369F	373F	375F
Wheelbase	228"	228"	242"	242"
GVWR (lbs.)	22k	22k	22k	22k
Overall length	36'6"	36'6"	37'11"	37'11"
Overall width	101"	101"	101"	101"
Overall height with A/C	12'	12'	12'	12'
Freshwater system (appx. gal.)	80	80	80	80
Gray water/black water (appx. gal. each)	50/42	50/42	50/42	50/42
LP (lbs.)	103.5	103.5	103.5	103.5
Sleeping capacity	4	4	4	4
Std. wt. (appx. lbs.)	17,569	17,562	18,959	17,945
Fuel capacity (appx. gal.)	75	75	75	75

S = Standard O = Optional N/A = Not available *Not available in some geographical locations

CONTINENTAL
HANDMADE INDIAN JEWELRY

For over 70 years, Route 66 was a symbol of our collective motoring experience, more traveled than any other highway. Much of the old road is gone now, but it will live forever in our memories. And it still beckons -- stretches of the highway, along with many restored roadside attractions, are waiting to be rediscovered.



Phillips 66 Service Station, Route 66, McLean, TX



Due to constant product improvements, the specifications, component parts and standard/optional equipment are subject to change without notice or obligation. Product photography or diagrams may show equipment that is optional. Damon Motor Coach reserves the right to make changes in prices and models and to discontinue models without notice or obligation. Components, parts or chassis may have been manufactured at times other than the model year indicated. All capacities are approximate and dimensions are nominal. All dry weights are based on standard model features and do not include optional features or equipment. Various RV components and features may differ to conform to local codes. Due to EPA environmental restrictions, engine power and torque ratings may change mid-year.

DC 6/03 © 2003 Damon Motor Coach Printed in U.S.A.



DAMON
MOTOR COACH

P.O. Box 2888 • Elkhart, IN 46515
Literature or Dealers: 574-389-0179 or 800-577-5692
Customer Service: 800-860-3812
Sales Department: 800-860-3812
www.DamonRV.com