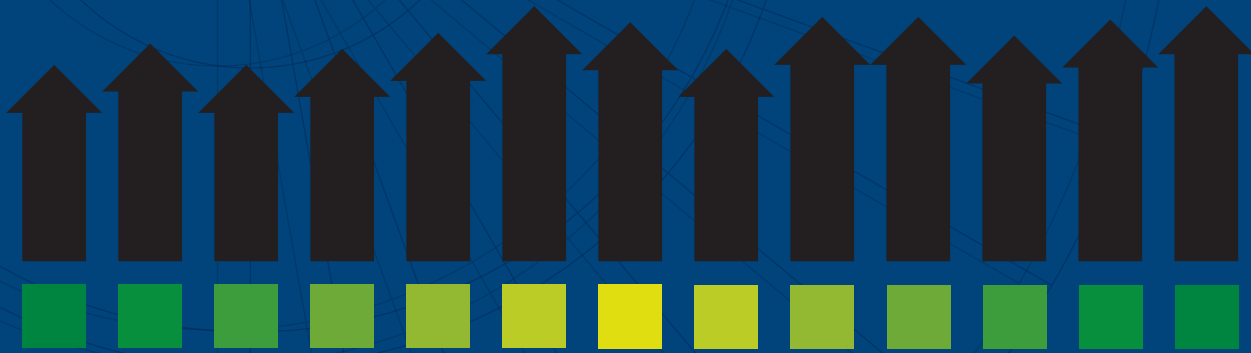


Windows PowerShell



BEST PRACTICES

Windows PowerShell Best Practices

Ed Wilson

Published with the authorization of Microsoft Corporation by:

O'Reilly Media, Inc.
1005 Gravenstein Highway North
Sebastopol, California 95472

Copyright © 2013 by Ed Wilson

All rights reserved. No part of the contents of this book may be reproduced or transmitted in any form or by any means without the written permission of the publisher.

ISBN: 978-0-7356-6649-8

Second Printing: April 2014

Printed and bound in the United States of America.

Microsoft Press books are available through booksellers and distributors worldwide. If you need support related to this book, email Microsoft Press Book Support at mspinput@microsoft.com. Please tell us what you think of this book at <http://www.microsoft.com/learning/booksurvey>.

Microsoft and the trademarks listed at <http://www.microsoft.com/about/legal/en/us/IntellectualProperty/Trademarks/EN-US.aspx> are trademarks of the Microsoft group of companies. All other marks are property of their respective owners.

The example companies, organizations, products, domain names, email addresses, logos, people, places, and events depicted herein are fictitious. No association with any real company, organization, product, domain name, email address, logo, person, place, or event is intended or should be inferred.

This book expresses the author's views and opinions. The information contained in this book is provided without any express, statutory, or implied warranties. Neither the authors, O'Reilly Media, Inc., Microsoft Corporation, nor its resellers, or distributors will be held liable for any damages caused or alleged to be caused either directly or indirectly by this book.

Acquisitions and Developmental Editor: Michael Bolinger

Production Editor: Christopher Hearse

Editorial Production: nSight, Inc.

Technical Reviewer: Brian Wilhite

Cover Design: Twist Creative • Seattle

Cover Composition: Ellie Volckhausen

Illustrator: nSight, Inc.

This book is dedicated to Teresa. You make each day feel like it is filled with infinite possibilities.

—ED WILSON

Contents at a glance

<i>Foreword</i>	<i>xix</i>
<i>Introduction</i>	<i>xxi</i>

PART I UNDERSTANDING THE BASICS OF WINDOWS POWERSHELL

CHAPTER 1	Survey of Windows PowerShell capabilities	3
CHAPTER 2	Using the CIM cmdlets	27

PART II PLANNING FOR SCRIPTING

CHAPTER 3	Using the Active Directory module	45
CHAPTER 4	Identifying scripting opportunities	73
CHAPTER 5	Configuring the script environment	111
CHAPTER 6	Avoiding scripting pitfalls	151
CHAPTER 7	Tracking scripting opportunities	195

PART III DESIGNING THE SCRIPT

CHAPTER 8	Designing the script	233
CHAPTER 9	Designing help for scripts	277
CHAPTER 10	Designing modules	311
CHAPTER 11	Handling input and output	339
CHAPTER 12	Handling errors	397
CHAPTER 13	Testing scripts	433
CHAPTER 14	Documenting scripts	475

PART IV DEPLOYING THE SCRIPT

CHAPTER 15	Managing the execution policy	491
CHAPTER 16	Running scripts	507
CHAPTER 17	Versioning scripts	521
CHAPTER 18	Logging results	531
CHAPTER 19	Troubleshooting scripts	559

CHAPTER 20	Using the Windows PowerShell ISE	605
CHAPTER 21	Using Windows PowerShell remoting and jobs	615
CHAPTER 22	Using Windows PowerShell Workflow	643
CHAPTER 23	Using the Windows PowerShell DSC	659
	<i>Index</i>	675
	<i>About the Author</i>	705

Contents

Foreword **xix**

Introduction **xxi**

**PART I UNDERSTANDING THE BASICS OF WINDOWS
POWERSHELL**

Chapter 1 Survey of Windows PowerShell capabilities **3**

Understanding Windows PowerShell 3

Installing Windows PowerShell. 6

Deploying Windows PowerShell 7

 Using cmdlets 7

Using command-line utilities 9

Security issues with Windows PowerShell 11

 Controlling execution of Windows PowerShell cmdlets 11

 Confirming commands 12

 Suspending confirmation of cmdlets 12

Working with Windows PowerShell. 13

 Accessing Windows PowerShell 14

 Configuring Windows PowerShell 15

Supplying options for cmdlets 16

Working with the help options. 17

 Updating help information 17

 Discovering information in help 21

Additional resources. 26

What do you think of this book? We want to hear from you!

Microsoft is interested in hearing your feedback so we can continually improve our books and learning resources for you. To participate in a brief online survey, please visit:

www.microsoft.com/learning/booksurvey/

Chapter 2	Using the CIM cmdlets	27
	Using the CIM cmdlets to explore WMI classes.	27
	Using the <i>classname</i> parameter	27
	Finding WMI class methods	29
	Filtering classes by qualifier	30
	Retrieving WMI instances	33
	Reduce returned properties and instances	33
	Clean up output from the command	34
	Working with Association classes.	35
	Additional resources.	41

PART II PLANNING FOR SCRIPTING

Chapter 3	Using the Active Directory module	45
	Understanding the Active Directory module.	45
	Installing the Active Directory module	47
	Getting started with the Active Directory module	47
	Using the Active Directory module	48
	Finding the FSMO role holders	50
	Documenting Active Directory	56
	Renaming Active Directory sites	59
	Managing users	60
	Creating a user	63
	Finding and unlocking AD user accounts	64
	Finding disabled users	66
	Finding unused user accounts	68
	Additional resources.	72
Chapter 4	Identifying scripting opportunities	73
	Automating routine tasks	73
	Automation interface	75
	Using <i>RegRead</i> to read the registry	77
	Using WMI to read the registry	77
	Using .NET to read the registry	78

Using intrinsic Windows PowerShell techniques	79
Structured requirements	83
Security requirements	83
Detecting the current user	84
Detecting the user role	96
.NET Framework version requirements	100
Operating system requirements	102
Application requirements	106
Module requirements	108
Additional resources	109
Chapter 5 Configuring the script environment	111
Configuring a profile	111
Creating aliases	112
Creating functions	116
Passing multiple parameters	120
Creating variables	126
Creating PSDrives	133
Enabling scripting	139
Creating a profile	141
Choosing the correct profile	141
Creating other profiles	143
Accessing functions in other scripts	147
Creating a function library	147
Using an include file	148
Additional resources	150
Chapter 6 Avoiding scripting pitfalls	151
Lack of cmdlet support	151
Complicated constructors	153
Version compatibility issues	155
Trapping the operating system version	160
Lack of WMI support	162

Working with objects and namespaces	163
Listing WMI providers	168
Working with WMI classes.....	169
Changing settings	173
Modifying values through the registry	175
Lack of .NET Framework support.....	179
Use of static methods and properties	180
Version dependencies	182
Lack of COM support	182
Lack of external application support	189
Additional resources.....	193

Chapter 7 Tracking scripting opportunities 195

Evaluating the need for the script	195
Reading a text file	196
Export command history	203
Fan-out commands	205
Query Active Directory	208
Just use the command line	214
Calculating the benefit from the script.....	217
Repeatability	219
Documentability	223
Adaptability	225
Script collaboration.....	229
Additional resources.....	230

PART III DESIGNING THE SCRIPT

Chapter 8 Designing the script 233

Understanding functions.....	233
Using functions to provide ease of code reuse.....	244
Using two input parameters	248
Using a type constraint	253
Using more than two input parameters.....	257

Using functions to encapsulate business logic	259
Using functions to provide ease of modification	261
Understanding filters	270
Additional resources.	276

Chapter 9 Designing help for scripts 277

Adding help documentation to a script with single-line comments	277
Working with temporary folders	285
Using multiple-line comment tags in Windows PowerShell 4.0.	287
Creating multiple-line comments with comment tags	287
Creating single-line comments with comment tags	288
Using comment-based help	289
The 13 rules for writing effective comments	295
Update documentation when a script is updated	295
Add comments during the development process	296
Write for an international audience	297
Consistent header information	298
Document prerequisites	299
Document deficiencies	300
Avoid useless information	302
Document the reason for the code	303
Use of one-line comments	303
Avoid end-of-line comments	304
Document nested structures	305
Use a standard set of keywords	306
Document the strange and bizarre	307
Additional resources.	310

Chapter 10 Designing modules 311

Understanding modules	311
Locate and load modules	311
Listing available modules	312
Loading modules	316

Install modules	319
Creating a modules folder	319
Working with the <i>\$modulePath</i> variable	322
Creating a module drive	324
Checking for module dependencies	326
Using a module from a share	330
Creating a module	331
Additional resources	338

Chapter 11 Handling input and output 339

Choosing the best input method	340
Reading from the command line	340
Using the <i>Param</i> statement	348
Working with passwords as input	362
Working with connection strings as input	372
Prompting for input	373
Choosing the best output method	374
Output to the screen	376
Output to file	382
Splitting the output to both the screen and the file	383
Output to email	387
Output from functions	388
Additional resources	395

Chapter 12 Handling errors 397

Handling missing parameters	398
Creating a default value for the parameter	398
Making the parameter mandatory	399
Limiting choices	400
Using <i>PromptForChoice</i> to Limit Selections	401
Using ping to identify accessible computers	402
Using the <i>-contains</i> Operator to examine the contents of an array	404
Using the <i>-contains</i> operator to test for properties	406

Handling missing rights	408
Attempting and failing	410
Checking for rights and exiting gracefully	412
Using <i>#Requires</i>	413
Handling missing WMI providers	415
Incorrect data types	423
Out of bounds errors	429
Using a boundary checking function	429
Placing limits on the parameter	430
Additional resources	431

Chapter 13 Testing scripts 433

Using basic syntax checking techniques	433
Looking for errors	438
Running the script	440
Documenting what you did	442
Conducting performance testing of scripts	444
Using the store and forward approach	445
Using the Windows PowerShell pipeline	446
Evaluating the performance of different versions of a script	450
Using standard parameters	460
Using the <i>debug</i> parameter	460
Using the <i>Verbose</i> parameter	462
Using the <i>whatif</i> parameter	464
Using <i>Start-Transcript</i> to produce a log	468
Advanced script testing	470
Additional resources	473

Chapter 14 Documenting scripts 475

Getting documentation from help	475
Getting documentation from comments	481
Using the AST parser	484
Additional resources	487

PART IV DEPLOYING THE SCRIPT

Chapter 15 Managing the execution policy	491
Selecting the appropriate script execution policy.	491
The purpose of script execution policies	492
Understanding the different script execution policies	492
Understanding the Internet zone	493
Deploying the script execution policy.	495
Modifying the registry	495
Using the Set-ExecutionPolicy cmdlet	496
Using Group Policy to deploy the script execution policy	499
Understanding code signing.	504
Additional resources.	505
Chapter 16 Running scripts	507
Logon scripts	507
What to include in logon scripts	509
Methods of calling the logon scripts	512
Script folder	515
Deploy locally	515
Deploy an MSI package locally	515
Stand-alone scripts.	515
Diagnostics	516
Reporting and auditing	516
Help desk scripts	517
Avoid editing	517
Provide a good level of help interaction	517
Additional resources.	520
Chapter 17 Versioning scripts	521
Why version control?	521
Avoid introducing errors	522
Enable accurate troubleshooting	523
Track changes	523

Maintain a master listing	523
Maintain compatibility with other scripts	523
Internal version number in the comments	525
Version control software	529
Additional resources	530
Chapter 18 Logging results	531
Logging to a text file	531
Designing a logging approach	532
Text location	542
Networked log files	548
Logging to the event log	552
Using the Application log	554
Creating a custom event log	555
Logging to the registry	556
Additional resources	558
Chapter 19 Troubleshooting scripts	559
Understanding debugging in Windows PowerShell	559
Working with syntax errors	560
Working with runtime errors	560
Working with logic errors	564
Using the Set-PSDebug cmdlet	567
Tracing the script	568
Stepping through the script	572
Enabling strict mode	581
Debugging scripts	585
Setting breakpoints	587
Responding to breakpoints	596
Listing breakpoints	597
Enabling and disabling breakpoints	599
Deleting breakpoints	601
Additional resources	603

Chapter 20 Using the Windows PowerShell ISE	605
Running the Windows PowerShell ISE	605
Navigating the Windows PowerShell ISE	606
Working with the script pane	608
Tab expansion and IntelliSense	610
Working with Windows PowerShell ISE snippets	611
Using Windows PowerShell ISE snippets to create code	611
Creating new Windows PowerShell ISE snippets	612
Removing user-defined Windows PowerShell ISE snippets	613
Additional resources	614
Chapter 21 Using Windows PowerShell remoting and jobs	615
Understanding Windows PowerShell remoting	615
Classic remoting	615
WinRM—Windows Remote Management	626
Using Windows PowerShell jobs	634
Additional resources	641
Chapter 22 Using Windows PowerShell Workflow	643
Why use Windows PowerShell Workflow	643
Workflow requirements	644
A simple workflow	644
Parallel PowerShell	645
Workflow activities	648
Windows PowerShell cmdlets as activities	649
Disallowed core cmdlets	650
Non-automatic cmdlet activities	650
Parallel activities	651
Checkpointing a Windows PowerShell workflow	652
Understanding checkpoints	652
Placing checkpoints	652
Adding checkpoints	653
Adding a sequence activity to a workflow	656
Additional resources	658

Chapter 23 Using the Windows PowerShell DSC	659
Understanding Desired State Configuration	659
The DSC process	660
Configuration parameters	663
Setting dependencies	665
Configuration data	666
Controlling configuration drift	671
Additional resources	673
<i>Index</i>	675

What do you think of this book? We want to hear from you!

Microsoft is interested in hearing your feedback so we can continually improve our books and learning resources for you. To participate in a brief online survey, please visit:

www.microsoft.com/learning/booksurvey/

Foreword

In April 2003, Microsoft's Jeffrey Snover gave me an early peek at PowerShell or, as it was known in its beta days, "Monad." I must admit that, while I fell in love with PoSH at first sight, I was just too darned busy with other work to really get my hands dirty with it for another five years, and I soon realized that boy, had I missed a few memos. "Objects in a pipeline? Is that anything like snakes on a plane?" "Hash tables? Can I get mine with a fried egg?"

Yup, there was a lot to learn, and I nearly wore out Google looking up PoSH-y things. Just about every one of those searches, however, seemed to lead me to the same place: the Hey, Scripting Guy! Blog. I quickly noticed that the blog delivered new articles daily, and so I was very surprised to see that the vast majority of those articles were penned by one guy: Ed Wilson. Since then, I've gotten to know Ed personally, and trust me, he's even funnier and more entertaining in person than he is in print, which brings me to this volume.

If you're a Windows admin, learning Windows PowerShell is an essential (as in you need to do this if you want to remain a Windows admin) task. It's not always an easy one, though, and you will often find yourself wishing for the "answers in the back of the book" so to speak. Well, Ed's written that book, and you're holding the latest edition. Work your way through *Windows PowerShell Best Practices*, actually take the time to try out the examples, and soon you, too, will be automating, scripting, and workflow-ing like mad. Happy PowerShelling!

—Mark Minasi, author of the *Mastering Windows Server* books

P.S. In case you don't already know, objects in a pipeline are way cooler than snakes on a plane. Really.

Introduction

Welcome to *Windows PowerShell Best Practices*, a book that was developed together with the Microsoft Windows PowerShell product group to provide in-depth information about Windows PowerShell and best practices based on real-life experiences with the product in use in different environments. Numerous sidebars are also included that detail experiences from skilled industry professionals such as Enterprise Admins and Windows PowerShell Most Valuable Professionals (MVPs).

The book is largely based on Windows PowerShell 4.0 as it exists on Windows 8.1 and on Windows Server 2012 R2. Because Windows PowerShell introduced Desired State Configuration in Windows PowerShell 4.0, Chapter 23, “Using the Windows PowerShell DSC,” must be run on a computer with Windows PowerShell 4.0 installed on it. Nearly all of the material in the other chapters will work without modification on Windows PowerShell 3.0 (on Windows 8 or on Windows Server 2012). A large part of the book also applies to Windows PowerShell 2.0 running on any version of Windows that it installs upon.

Who is this book for?

Microsoft *Windows PowerShell Best Practices* is for anyone tasked with designing, implementing or managing enterprise products. This includes Active Directory Domain Services, System Center, Exchange, and SharePoint products. In addition, it is designed for anyone who either teaches or trains others on Windows PowerShell or even for the MCSE track of courseware. Lastly, power users who want to automate their desktops will also benefit from the explanations, scenarios, and sample scripts.

How is this book organized?

This book is organized into four parts:

- Part I: Understanding the basics of Windows PowerShell
- Part II: Planning for scripting
- Part III: Designing the script
- Part IV: Deploying the script

The first part of this book consists of two chapters that focus on the basics of Windows PowerShell capabilities. This portion of the book is a level setting and would be ideal for anyone just learning Windows PowerShell.

The second part of the book discusses identifying scripting opportunities, the scripting environment, and avoiding scripting pitfalls. This part is also ideal for people learning Windows PowerShell, but it is also a great section for admins experienced with the fundamentals of Windows PowerShell but who need to write new scripts.

The third section of the book talks about how you actually design a script—how you plan for inputs and outputs to the script and how you document your scripts. This is a more advanced section, and it is appropriate for advanced students and for people who write scripts that others are expected to utilize.

The last section of the book talks about deploying scripts—how you run them; how you handle versioning; and how you use remote, workflow, and DSC capabilities in your script. This is appropriate for enterprise admins who are firmly entrenched in DevOps.

System requirements

This book is designed to be used with the following Exchange 2010 software:

- Windows Server 2008 or Windows Server 2008 R2
- 1 GB of RAM
- x64 architecture-based computer with Intel or AMD processor that supports 64 bit
- 1.2 GB of available disk space
- Display monitor capable of 800 × 600 resolution

The following list details the minimum system requirements needed to run the content in the book's companion website:

- Windows XP with the latest service pack installed and the latest updates from Microsoft Update Service
- Display monitor capable of 1024 × 768 resolution
- CD-ROM drive
- Microsoft mouse or compatible pointing device

The companion website

This book features a companion website that makes available to you additional information such as job aids, quick reference guides, and additional Windows PowerShell resources. These elements are included to help you plan and manage your Windows PowerShell organization and apply the book's recommended best practices. The companion website includes the following:

- **Job Aids** Additional documents on most of the chapters that help you to collect and structure your work through the book.
- **Quick Reference Guides** These guides provide an overview of all best practice recommendations in the book as well as a collection of all Internet links referenced in the book.

You can download these files from the companion website, which is located at <http://gallery.technet.microsoft.com/scriptcenter/PowerShell-40-Best-d9e16039>.

Acknowledgements

A book of this scope does not happen without assistance. First I must thank my wife, Teresa Wilson, aka the Scripting Wife. She not only coordinated the acquisition of sidebars, but she also read the entire book at least three times. My technical reviewer, Microsoft PFE Brian Wilhite, was great at catching things that would have made me look silly. He also made numerous suggestions for improving not only the clarity of the writing, but in some cases the accuracy of the code. Brian absolutely rocks. Luckily, the Windows PowerShell community is very enthusiastic and as a result was receptive for my call for sidebars. The high quality of the sidebars, and the diversity of content was fun to read, and in the end makes for a much better book. If you run across one of the authors of the sidebars, make sure you tell them "hi." Lastly, I want to thank Jeffrey Snover, Ken Hansen and the rest of the Windows PowerShell team. They made an awesome product that just keeps getting better and better each year. Windows PowerShell for the win!

Support & feedback

The following sections provide information on errata, book support, feedback, and contact information.

Errata

We have made every effort to ensure the accuracy of this book. If you do find an error, please report it on our Microsoft Press site:

<http://aka.ms/PowershellBestPractices/errata>

You will find additional information and services for your book on its catalog page. If you need additional support, please e-mail Microsoft Press Book Support at *mspinput@microsoft.com*.

Please note that product support for Microsoft software is not offered through the addresses above.

We want to hear from you

At Microsoft Press, your satisfaction is our top priority, and your feedback our most valuable asset. Please tell us what you think of this book at:

<http://www.microsoft.com/learning/booksurvey>

The survey is short, and we read every one of your comments and ideas. Thanks in advance for your input!

Stay in touch

Let us keep the conversation going! We are on Twitter: *<http://twitter.com/MicrosoftPress>*.

Using the Active Directory module

- Understanding the Active Directory module
- Using the Active Directory module
- Additional resources

Understanding the Active Directory module

Microsoft made Active Directory Domain Services (AD DS) Windows PowerShell cmdlets available beginning with Windows Server 2008 R2. You can also download and install the Active Directory Management Gateway Service (ADMGS) that provides a web service interface to Active Directory domains or Active Directory Lightweight Directory Services that are running on the same server as the ADMGS. The ADMGS can run on Windows Server 2003 with Service Pack 2 or on Windows Server 2008. On Windows Server 2008 R2 and above, the ADMGS installs as a role and does not require an additional download. When you have one domain controller running Windows Server 2008 R2 (or later) in your domain, you can use the new cmdlets to manage your AD DS installation. Installing the ADMGS Windows Server 2003 or Windows Server 2008 does not make it possible to load the Active Directory module on those machines, but it does permit you to use the Active Directory module from another machine to manage those servers.

INSIDE TRACK

Ashley McGlone, Senior Premier Field Engineer
Microsoft Corporation

Some of us have been using Active Directory since the release candidates in 1999. Others have gotten started with it recently. But we all have one thing in common. We need to automate tasks across hundreds or thousands of users, computers, groups, OUs, and so on.

Over the years, our tools were basically VBScript with ADSI or canned command-line utilities like CSVDE or DSQUERY. (A few of us even used WMI or ADODB to

interface with the directory.) Those legacy scripting techniques faithfully carried us through many implementations and change controls.

But in the autumn of 2009, our tools made a giant leap forward. Windows Server 2008 R2 and the RSAT for Windows 7 introduced the Active Directory PowerShell Module. Wow! What would take 20 lines of VBScript can now be done in a single line of Windows PowerShell.

Here are some great examples of AD PowerShell one-liners:

Spreadsheet of stale accounts past 30 days:

```
Search-ADAccount -AccountInactive -TimeSpan 30 | Export-CSV .\Stale_
Accts.csv
```

Helpdesk prompt for a user password reset:

```
Set-ADAccountPassword (Read-Host 'Username') -Reset
```

Target list of global catalog domain controllers:

```
(Get-ADForest).GlobalCatalogs
```

In my field experience, I have written some large-scale scripts as well, such as the following:

- Active Directory SID history cleanup and file server ACL migrations
- DNS reorganization and migration to AD-integrated zones
- Security delegation reporting across OUs and GPOs

On the domain controller, this magic is made possible by the Active Directory Web Service (ADWS). The ADWS listens on port 9389 and answers to the Windows PowerShell cmdlets. Whether you're running a quick one-liner or automating across thousands of accounts, this service enables you to read and write directory data with ease.

With each release of Windows Server, the Active Directory module (and now companion modules) grows to support new features. The latest releases offer additional functionality to replace trusty utilities like DCPROMO and REPADMIN. Additionally, the Group Policy module enables further automation of workstation management through Active Directory.

The Active Directory module for Windows PowerShell is no longer new technology. This is a mature product that every administrator needs in their bag of tricks to make the work day go faster. Get started today with one simple Windows PowerShell command: `Import-Module ActiveDirectory`.

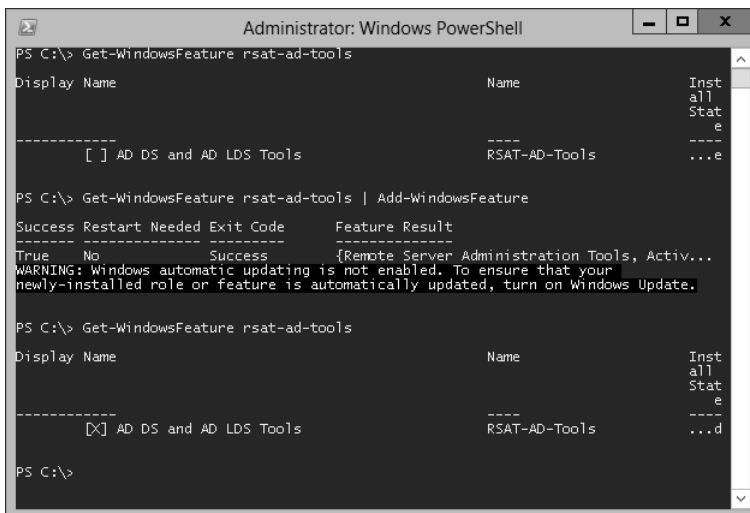
Installing the Active Directory module

The Active Directory module is available beginning with Windows 7 on the client side and with Windows 2008 R2 on servers. To make the cmdlets available on the desktop operating system requires downloading and installing the Remote Server Administration Tools (RSAT).

To install the Active Directory module on either a Windows Server 2012 or Windows Server 2012 R2 machine, you can use the `Add-WindowsFeature` cmdlet because the Active Directory module is directly available to the operating system as an optional Windows feature. Therefore, installation on a server operating system does not require downloading the RSAT tools. To install the RSAT tools for Active Directory, first use the `Get-WindowsFeature` cmdlet to get the `rsat-ad-tools`, and then pipeline it to the `Add-WindowsFeature` cmdlet. This technique is shown here:

```
Get-WindowsFeature rsat-ad-tools | Add-WindowsFeature
```

The output associated with getting and installing the `rsat-ad-tools` feature is shown in Figure 3-1.



The screenshot shows an Administrator Windows PowerShell window with the following commands and output:

```
PS C:\> Get-WindowsFeature rsat-ad-tools
```

Display Name	Name	Inst all Stat e
[] AD DS and AD LDS Tools	RSAT-AD-Tools	...e

```
PS C:\> Get-WindowsFeature rsat-ad-tools | Add-WindowsFeature
```

Success	Restart Needed	Exit Code	Feature Result
True	No	Success	{Remote Server Administration Tools, Activ...

WARNING: Windows automatic updating is not enabled. To ensure that your newly-installed role or feature is automatically updated, turn on Windows Update.

```
PS C:\> Get-WindowsFeature rsat-ad-tools
```

Display Name	Name	Inst all Stat e
[X] AD DS and AD LDS Tools	RSAT-AD-Tools	...d

```
PS C:\>
```

FIGURE 3-1 Installing the RSAT tools provides access to the Active Directory module.

Getting started with the Active Directory module

After you have installed the RSAT tools, you will want to verify that the Active Directory is present and that it loads properly. To do this, use the `Get-Module` cmdlet with the `ListAvailable` switch to verify that the *ActiveDirectory* module is present. Here is the command to do this:

```
Get-Module -ListAvailable ActiveDirectory
```

After the *ActiveDirectory* module loads, you can obtain a listing of the Active Directory cmdlets by using the `Get-Command` cmdlet and specifying the *module* parameter. Because Windows PowerShell 4.0 automatically loads modules, you do not need to use the `Import-Module` cmdlet to import the *ActiveDirectory* module if you do not want to do so. This command is shown here:

```
Get-Command -Module ActiveDirectory
```

Using the Active Directory module

It is not necessary to always load the Active Directory module (or for that matter any module) because Windows PowerShell 3.0 and 4.0 automatically load the module containing a referenced cmdlet. The location searched by Windows PowerShell for modules comes from the environmental variable *PSModulePath*. To view the value of this environmental variable, preface the variable name with the environmental drive. The following command retrieves the default module locations and displays the associated paths:

```
PS C:\> $env:PSModulePath
C:\Users\ed.IAMMRED\Documents\WindowsPowerShell\Modules;C:\Program Files\WindowsPowerShell\Modules;C:\Windows\system32\WindowsPowerShell\v1.0\Modules\
```

If you do not want to install the Active Directory module on your client operating systems, all you need to do is to add the *rsat-ad-tools* feature to at least one server. When installed on the server, use Windows PowerShell remoting to connect to the server hosting the *rsat-ad-tools* feature from your client workstation. When in the remote session, if the remote server is Windows 8, all you need to do is call one of the Active Directory cmdlets. The *ActiveDirectory* module automatically loads, and the information returns. The following commands illustrate this technique:

```
$credential = get-credential
Enter-PSSession -ComputerName w8Server6 -Credential $credential
Get-ADDomain
```

The technique to use Windows PowerShell remoting to connect to a server that contains the Active Directory module and to automatically load that module while using a cmdlet from that module on Windows PowerShell 4.0 is shown in Figure 3-2.

```

PS C:\> $credential = Get-Credential

cmdlet Get-Credential at command pipeline position 1
Supply values for the following parameters:
Credential
PS C:\> Enter-PSSession -ComputerName w8server6 -Credential $credential
[w8server6]: PS C:\Users\administrator.IAMMRED\Documents> Get-ADDomain

AllowedDNSSuffixes           : {}
ChildDomains                 : {}
ComputersContainer           : CN=Computers,DC=iammred,DC=net
DeletedObjectsContainer     : CN=Deleted Objects,DC=iammred,DC=net
DistinguishedName           : DC=iammred,DC=net
DNSRoot                      : iammred.net
DomainControllersContainer  : OU=Domain Controllers,DC=iammred,DC=net
DomainMode                   : Windows2008Domain
DomainSID                    : S-1-5-21-1457956834-3844189528-3541350385
ForeignSecurityPrincipalsContainer : CN=ForeignSecurityPrincipals,DC=iammred,DC=net
Forest                       : iammred.net
InfrastructureMaster        : dcl.iammred.net
LastLogonReplicationInterval : 
LinkedGroupPolicyObjects    : {cn={737162DB-2706-46CA-86AE-3CA761D9F76B},cn=policies,cn=system,DC=iammred,DC=net, cn={7084A86E-B1EB-4A01-AEDA-4FB1B46A1AED},cn=policies,cn=system,DC=iammred,DC=net, CN={31B2F340-016D-11D2-945F-00C04FB984F9},CN=Polices,CN=System,DC=iammred,DC=net}
LastAndFoundContainer       : CN=LostAndFound,DC=iammred,DC=net
ManagedBy                   : 
Name                         : iammred
NetBIOSName                  : IAMMRED

```

FIGURE 3-2 Using Windows PowerShell 4.0 remoting to obtain Active Directory information without first loading the module.

NOTES FROM THE FIELD

Brian Wilhite, Premier Field Engineer (PFE)
Microsoft Corporation

Like most Windows administrators, you probably work with Active Directory on a weekly, if not daily, basis. With Windows PowerShell, working with Active Directory is so much easier than it used to be. In fact, I've forgotten how complex structuring ADSI code can be. When installing a fresh copy of Windows, usually after customizing my profile, I will download and install the Remote Server Administration Tools (RSAT), to ensure that I have the *ActiveDirectory* Module for use within Windows PowerShell. From time to time, my manager has asked me to run a query against Active Directory to determine what computers have been enabled for delegation, for compliance reasons, and to possibly execute a task on those systems. So I turn to Windows PowerShell, with the *ActiveDirectory* module, for the answer.

First, you need to determine what Active Directory attributes to filter for. In my case, I'm looking for any computer object that has a value present for the *msDS-AllowedToDelegateTo* attribute or the *TrustedForDelegation* attribute value set to *true*. The Active Directory module has a cmdlet that will allow me to query Active Directory for these attributes and their settings. Consider the following example:

```
Get-ADComputer '
-Filter {msDS-AllowedToDelegateTo -like "*" -or TrustedForDelegation
-eq "True"} '
-Properties TrustedForDelegation, msDS-AllowedToDelegateTo |
Select Name, TrustedForDelegation, msDS-AllowedToDelegateTo
```

This will return any computer object that is trusted for delegation to any service or specific services. Finally, let's assume that you want to take those computers and query the Windows Updates that have been applied to them. You can run the following one-liner, assuming Windows PowerShell remoting is enabled on the targets, to pipe the results into the `Invoke-Command` cmdlet, launching *Get-HotFix* on the target machine, and storing the results in a variable:

```
$Results = Get-ADComputer '
-Filter {msDS-AllowedToDelegateTo -like "*" -or TrustedForDelegation -eq
"True"} '
-Properties TrustedForDelegation, msDS-AllowedToDelegateTo |
Select Name, TrustedForDelegation, msDS-AllowedToDelegateTo |
ForEach-Object {Invoke-Command -Command {Get-HotFix} -ComputerName
$_.Name}
```

After this runs, which might take a few minutes, given the number of computers, you will have a nice report that you can review. If you wanted to take it a step further, you could take the results variable and pipe it to a CSV file:

```
$Results | Export-Csv -Path C:\Temp\DelegationPatchReport.csv
```

Windows PowerShell with the *ActiveDirectory* module will make a Windows administrator's life easy when given a task big or small.

Finding the FSMO role holders

To find information about domain controllers and FSMO roles, you do not have to write a Windows PowerShell script; you can do it directly from the Windows PowerShell console or ISE by using the Active Directory cmdlets. The first thing that needs to be done, more than likely, is to load the *ActiveDirectory* module into the current Windows PowerShell session. While it is possible to add the `import-module` command to your Windows PowerShell profile, in general it is not a good idea to load a bunch of modules that you might or might not use on a regular basis. In fact, you can load all the modules at once by piping the results of the `Get-Module -ListAvailable` command to the `Import-Module` cmdlet. This is shown here:

```
PS C:\> Get-Module -ListAvailable | Import-Module
PS C:\> Get-Module
```


ModuleType	Name	ExportedCommands
Script	BasicFunctions	{Get-ComputerInfo, Get-OptimalSize}
Script	ConversionModuleV6	{ConvertTo-Feet, ConvertTo-Miles, ConvertTo-...
Script	PowerShellPack	{New-ByteAnimationUsingKeyFrames, New-TiffBi...
Script	PSCodeGen	{New-Enum, New-ScriptCmdlet, New-PInvoke}
Script	PSImageTools	{Add-CropFilter, Add-RotateFlipFilter, Add-0...
Script	PSRss	{Read-Article, New-Feed, Remove-Article, Rem...
Script	PSSystemTools	{Test-32Bit, Get-USB, Get-OSVersion, Get-Mu1...
Script	PSUserTools	{Start-ProcessAsAdministrator, Get-CurrentUs...
Script	TaskScheduler	{Remove-Task, Get-ScheduledTask, Stop-Task, ...}
Script	WPK	{Get-DependencyProperty, New-ModelVisual3D, ...}
Manifest	ActiveDirectory	{Set-ADOrganizationalUnit, Get-ADDomainContr...
Manifest	AppLocker	{Get-AppLockerPolicy, Get-AppLockerFileInfor...
Manifest	BitsTransfer	{Start-BitsTransfer, Remove-BitsTransfer, Re...
Manifest	FailoverClusters	{Set-ClusterParameter, Get-ClusterParameter, ...}
Manifest	GroupPolicy	{Get-GPStarterGPO, Get-GPOReport, Set-GPIne...
Manifest	NetworkLoadBalancingCl...	{Stop-NlbClusterNode, Remove-NlbClusterVip, ...}
Script	PSDiagnostics	{Enable-PSTrace, Enable-WSManTrace, Start-Tr...
Manifest	TroubleshootingPack	{Get-TroubleshootingPack, Invoke-Troubleshoo...

PS C:\>

After you have loaded the Active Directory module, you will want to use the Get-Command cmdlet to see the cmdlets that are exported by the module. This is shown here:

PS C:\> Get-Module -ListAvailable

ModuleType	Name	ExportedCommands
Script	BasicFunctions	{}
Script	ConversionModuleV6	{}
Script	DotNet	{}
Manifest	FileSystem	{}
Manifest	IsePack	{}
Manifest	PowerShellPack	{}
Manifest	PSCodeGen	{}
Manifest	PSImageTools	{}
Manifest	PSRSS	{}
Manifest	PSSystemTools	{}
Manifest	PSUserTools	{}
Manifest	TaskScheduler	{}
Manifest	WPK	{}
Manifest	ActiveDirectory	{}
Manifest	AppLocker	{}
Manifest	BitsTransfer	{}
Manifest	FailoverClusters	{}
Manifest	GroupPolicy	{}
Manifest	NetworkLoadBalancingCl...	{}
Manifest	PSDiagnostics	{}
Manifest	TroubleshootingPack	{}

PS C:\> Import-Module active*

```
PS C:\> Get-Command -Module active*
```

CommandType	Name	Definition
-----	-----	-----
Cmdlet	Add-ADComputerServiceAccount	Add-ADComputerServiceAccount [...
Cmdlet	Add-ADDomainControllerPasswordR...	Add-ADDomainControllerPassword...
Cmdlet	Add-ADFineGrainedPasswordPolicy...	Add-ADFineGrainedPasswordPolic...
Cmdlet	Add-ADGroupMember	Add-ADGroupMember [-Identity] ...
Cmdlet	Add-ADPrincipalGroupMembership	Add-ADPrincipalGroupMembership...
Cmdlet	Clear-ADAccountExpiration	Clear-ADAccountExpiration [-Id...
Cmdlet	Disable-ADAccount	Disable-ADAccount [-Identity] ...
Cmdlet	Disable-ADOptionalFeature	Disable-ADOptionalFeature [-Id...
Cmdlet	Enable-ADAccount	Enable-ADAccount [-Identity] <...
Cmdlet	Enable-ADOptionalFeature	Enable-ADOptionalFeature [-Ide...
Cmdlet	Get-ADAccountAuthorizationGroup	Get-ADAccountAuthorizationGrou...
Cmdlet	Get-ADAccountResultantPasswordR...	Get-ADAccountResultantPassword...
Cmdlet	Get-ADComputer	Get-ADComputer -Filter <String...

<output truncated>

To find a single domain controller, if you are not sure of one in your site, you can use the *discover* switch on the `Get-ADDomainController` cmdlet. One thing to keep in mind is that the *discover* parameter could return information from the cache. If you want to ensure that a fresh *discover* command is sent, use the *forceDiscover* switch in addition to the *-discover* switch. These techniques are shown here:

```
PS C:\> Get-ADDomainController -Discover
```

```
Domain       : NWTraders.Com
Forest       : NWTraders.Com
HostName     : {HyperV.NWTraders.Com}
IPv4Address  : 192.168.1.100
IPv6Address  :
Name        : HYPERV
Site        : NewBerlinSite
```

```
PS C:\> Get-ADDomainController -Discover -ForceDiscover
```

```
Domain       : NWTraders.Com
Forest       : NWTraders.Com
HostName     : {HyperV.NWTraders.Com}
IPv4Address  : 192.168.1.100
IPv6Address  :
Name        : HYPERV
Site        : NewBerlinSite
```

```
PS C:\>
```

When using the `Get-ADDomainController` cmdlet, a minimal amount of information returns. If you want to see additional information from the domain controller you discovered, you would need to connect to it by using the *identity* parameter. The value of the *identity* property can be an IP address, GUID, host name, or even a NetBIOS sort of name. This technique is shown here:

```
PS C:\> Get-ADDomainController -Identity hyperv
```

```
ComputerObjectDN      : CN=HYPERV,OU=Domain Controllers,DC=NWTraders,DC=Com
DefaultPartition     : DC=NWTraders,DC=Com
Domain                : NWTraders.Com
Enabled              : True
Forest               : NWTraders.Com
HostName             : HyperV.NWTraders.Com
InvocationId         : 6835f51f-2c77-463f-8775-b3404f2748b2
IPv4Address          : 192.168.1.100
IPv6Address          :
IsGlobalCatalog     : True
IsReadOnly           : False
LdapPort             : 389
Name                 : HYPERV
NTDSSettingsObjectDN : CN=NTDS Settings,CN=HYPERV,CN=Servers,CN=NewBerlinSite,
                    CN=Sites,CN=Configuration,DC=NWTraders,DC=Com
OperatingSystem      : Windows Server 2008 R2 Standard
OperatingSystemHotfix :
OperatingSystemServicePack :
OperatingSystemVersion : 6.1 (7600)
OperationMasterRoles : {SchemaMaster, DomainNamingMaster}
Partitions           : {DC=ForestDnsZones,DC=NWTraders,DC=Com, DC=DomainDnsZones,DC=NWTraders,DC=Com, CN=Schema,CN=Configuration,DC=N
                    WTraders,DC=Com, CN=Configuration,DC=NWTraders,DC=Com...}
ServerObjectDN       : CN=HYPERV,CN=Servers,CN=NewBerlinSite,CN=Sites,CN=Conf
                    igation,DC=NWTraders,DC=Com
ServerObjectGuid     : ab5e2830-a4d6-47f8-b2b4-25757153653c
Site                 : NewBerlinSite
SslPort              : 636
```

```
PS C:\>
```

As shown in the preceding output, the server named `Hyperv` is a Global Catalog server. It also holds the `SchemaMaster` and the `DomainNamingMaster` FSMO roles. It is running Windows Server 2008 R2 Standard edition, which shows that the cmdlet works with down-level versions of the operating system. The `Get-ADDomainController` cmdlet accepts a *filter* parameter that can be used to perform a search and retrieve operation. It uses a special search syntax that is discussed in the online help about files. Unfortunately, it does not accept LDAP syntax.

Luckily, you do not have to learn the special filter syntax, because the Get-ADObject cmdlet will accept a LDAP dialect filter. You can simply pipeline the results of the Get-ADObject cmdlet to the Get-ADDomainController cmdlet. This technique is shown here:

```
PS C:\> Get-ADObject -LDAPFilter "(objectclass=computer)" -searchbase "ou=domain controllers,dc=nwtraders,dc=com" | Get-ADDomainController
```

```
ComputerObjectDN      : CN=HYPERV,OU=Domain Controllers,DC=NWTraders,DC=Com
DefaultPartition      : DC=NWTraders,DC=Com
Domain                 : NWTraders.Com
Enabled                : True
Forest                 : NWTraders.Com
HostName               : HyperV.NWTraders.Com
InvocationId           : 6835f51f-2c77-463f-8775-b3404f2748b2
IPv4Address            : 192.168.1.100
IPv6Address            :
IsGlobalCatalog       : True
IsReadOnly             : False
LdapPort               : 389
Name                   : HYPERV
NTDSSettingsObjectDN  : CN=NTDS Settings,CN=HYPERV,CN=Servers,CN=NewBerlinSite,
                        CN=Sites,CN=Configuration,DC=NWTraders,DC=Com
OperatingSystem        : Windows Server 2008 R2 Standard
OperatingSystemHotfix  :
OperatingSystemServicePack :
OperatingSystemVersion : 6.1 (7600)
OperationMasterRoles   : {SchemaMaster, DomainNamingMaster}
Partitions              : {DC=ForestDnsZones,DC=NWTraders,DC=Com, DC=DomainDnsZones,
                        DC=NWTraders,DC=Com, CN=Schema,CN=Configuration,DC
                        =NWTraders,DC=Com, CN=Configuration,DC=NWTraders,DC=Com...}
ServerObjectDN         : CN=HYPERV,CN=Servers,CN=NewBerlinSite,CN=Sites,CN=Confi
                        guration,DC=NWTraders,DC=Com
ServerObjectGuid       : ab5e2830-a4d6-47f8-b2b4-25757153653c
Site                   : NewBerlinSite
SslPort                : 636

ComputerObjectDN      : CN=DC1,OU=Domain Controllers,DC=NWTraders,DC=Com
DefaultPartition      : DC=NWTraders,DC=Com
Domain                 : NWTraders.Com
Enabled                : True
Forest                 : NWTraders.Com
HostName               : DC1.NWTraders.Com
InvocationId           : fb324ced-bd3f-4977-ae69-d6763e7e029a
IPv4Address            : 192.168.1.101
IPv6Address            :
IsGlobalCatalog       : True
IsReadOnly             : False
LdapPort               : 389
Name                   : DC1
NTDSSettingsObjectDN  : CN=NTDS Settings,CN=DC1,CN=Servers,CN=NewBerlinSite,CN=
                        Sites,CN=Configuration,DC=NWTraders,DC=Com
OperatingSystem        : Windows Server 2008 Standard without Hyper-V
```

```

OperatingSystemHotfix      :
OperatingSystemServicePack : Service Pack 2
OperatingSystemVersion    : 6.0 (6002)
OperationMasterRoles      : {PDCEmulator, RIDMaster, InfrastructureMaster}
Partitions                 : {DC=ForestDnsZones,DC=NWTraders,DC=Com, DC=DomainDnsZones,
                             DC=NWTraders,DC=Com, CN=Schema,CN=Configuration,DC
                             =NWTraders,DC=Com, CN=Configuration,DC=NWTraders,DC=Com...}
ServerObjectDN            : CN=DC1,CN=Servers,CN=NewBerlinSite,CN=Sites,CN=Configur
                             ation,DC=NWTraders,DC=Com
ServerObjectGuid          : 80885b47-5a51-4679-9922-d6f41228f211
Site                      : NewBerlinSite
SslPort                   : 636

```

```
PS C:\>
```

If it returns too much information, the Active Directory cmdlets work just like any other Windows PowerShell cmdlet and therefore permit using the pipeline to choose the information you want to display. To obtain only the FSMO information, it comes down to two commands—three commands if you want to include importing the Active Directory module in your count, or four commands if you need to make a remote connection to a domain controller to run the commands. One cool thing about using Windows PowerShell remoting is that you specify the credentials that you need to run the command. If your normal account is a standard user, you use an elevated account only when you require performing actions with elevated rights. If you have already started the Windows PowerShell console with elevated credentials, you can skip typing in credentials when you enter the remote Windows PowerShell session (assuming that the elevated account also has rights on the remote server). The first two commands seen here create a remote session on a remote domain controller and load the *ActiveDirectory* module:

```
Enter-PSSession w8Server6
```

When the Active Directory module loads, you type a one-line command to get the Forest FSMO roles, and you type another one-line command to get the domain FSMO roles. These two commands are shown here:

```
Get-ADForest iammred.net | Format-Table SchemaMaster,DomainNamingMaster
Get-ADDomain iammred.net | format-table PDCEmulator,RIDMaster,InfrastructureMaster
```

That is it—two or three one-line commands, depending on how you want to count. Even at worst case, three one-line commands are much easier to type than 33 lines of code that would be required if you did not have access to the Active Directory module. In addition, the Windows PowerShell code is much easier to read and to understand. The commands and the associated output from the Windows PowerShell commands appear in Figure 3-3.

```

Administrator: Windows PowerShell (2)
Windows PowerShell
Copyright (C) 2012 Microsoft Corporation. All rights reserved.

PS C:\Users\administrator> Enter-PSSession w8server6
[w8server6]: PS C:\Users\administrator.IAMMRED\Documents> sl c:\
[w8server6]: PS C:\> Get-ADForest iammred.net | Format-Table SchemaMaster,DomainNamingMaster

SchemaMaster                                DomainNamingMaster
-----
dc1.iammred.net                             dc1.iammred.net

[w8server6]: PS C:\> Get-ADDomain iammred.net | format-table PDCeMulator,RIDMaster,InfrastructureMaster

PDCeMulator                                RIDMaster                                InfrastructureMaster
-----
dc1.iammred.net                             dc1.iammred.net                             dc1.iammred.net

[w8server6]: PS C:\> _

```

FIGURE 3-3 Using Windows PowerShell remoting to obtain FSMO information.

Documenting Active Directory

Using the Microsoft Active Directory Windows PowerShell cmdlets and remoting, you can easily discover information about the forest and the domain. The first thing you need to do is to enter a *PSSession* on the remote computer. To do this you use the `Enter-PSSession` cmdlet. Next, you import the Active Directory module and set the working location to the root of the C drive. The reason for setting the working location to the root of the C drive is to regain valuable command-line space. These commands are shown here:

```

PS C:\Users\Administrator.NWTRADERS> Enter-PSSession dc1
[dc1]: PS C:\Users\Administrator\Documents> Import-Module activedirectory
[dc1]: PS C:\Users\Administrator\Documents> Set-Location c:\

```

After you have connected to the remote domain controller, you can use the `Get-WmiObject` cmdlet to verify the operating system on that computer. This command and associated output are shown here:

```

[dc1]: PS C:\> Get-WmiObject win32_operatingsystem
SystemDirectory : C:\Windows\system32
Organization    :
BuildNumber     : 7601
RegisteredUser  : Windows User
SerialNumber    : 55041-507-0212466-84005
Version        : 6.1.7601

```

Now you want to get information about the forest. To do this, you use the `Get-ADForest` cmdlet. The output from the `Get-ADForest` cmdlet includes lots of great information, such as the Domain Naming Master, Forest Mode, Schema Master, and Domain Controllers. This command and associated output appears here:

```

[dc1]: PS C:\> Get-ADForest
ApplicationPartitions : {DC=DomainDnsZones,DC=nwtraders,DC=com, DC=ForestDnsZones,DC
=nmtraders,DC=com}
CrossForestReferences : {}

```

```

DomainNamingMaster : DC1.nwtraders.com
Domains            : {nwtraders.com}
ForestMode         : Windows2008Forest
GlobalCatalogs    : {DC1.nwtraders.com}
Name               : nwtraders.com
PartitionsContainer : CN=Partitions,CN=Configuration,DC=nwtraders,DC=com
RootDomain         : nwtraders.com
SchemaMaster       : DC1.nwtraders.com
Sites              : {Default-First-Site-Name}
SPNSuffixes        : {}
UPNSuffixes        : {}

```

Now, to obtain information about the domain, use the Get-ADDomain cmdlet. The command returns important information such as the location of the default domain controller OU, the PDC emulator, and the RID master. The command and associated output are shown here:

```

[dc1]: PS C:\> Get-ADDomain
AllowedDNSSuffixes : {}
ChildDomains       : {}
ComputersContainer : CN=Computers,DC=nwtraders,DC=com
DeletedObjectsContainer : CN=Deleted Objects,DC=nwtraders,DC=com
DistinguishedName  : DC=nwtraders,DC=com
DNSRoot            : nwtraders.com
DomainControllersContainer : OU=Domain Controllers,DC=nwtraders,DC=com
DomainMode         : Windows2008Domain
DomainSID          : S-1-5-21-909705514-2746778377-2082649206
ForeignSecurityPrincipalsContainer : CN=ForeignSecurityPrincipals,DC=nwtraders,DC=com
Forest             : nwtraders.com
InfrastructureMaster : DC1.nwtraders.com
LastLogonReplicationInterval :
LinkedGroupPolicyObjects : {CN={31B2F340-016D-11D2-945F-00C04FB984F9},CN
=Policies,CN=System,DC=nwtraders,DC=com}
LostAndFoundContainer : CN=LostAndFound,DC=nwtraders,DC=com
ManagedBy         :
Name               : nwtraders
NetBIOSName        : NWTRADERS
ObjectClass        : domainDNS
ObjectGUID         : 0026d1fc-2e4d-4c35-96ce-b900e9d67e7c
ParentDomain       :
PDCEmulator        : DC1.nwtraders.com
QuotasContainer    : CN=NTDS Quotas,DC=nwtraders,DC=com
ReadOnlyReplicaDirectoryServers : {}
ReplicaDirectoryServers : {DC1.nwtraders.com}
RIDMaster          : DC1.nwtraders.com
SubordinateReferences : {DC=ForestDnsZones,DC=nwtraders,DC=com,
DC=DomainDnsZones,DC=nwtraders,DC=com,
CN=Configuration,DC=nwtraders,DC=com}
SystemsContainer   : CN=System,DC=nwtraders,DC=com
UsersContainer     : CN=Users,DC=nwtraders,DC=com

```

From a security perspective, you should always check the domain password policy. To do this, use the Get-ADDefaultDomainPasswordPolicy cmdlet. Things you want to pay attention to are the use of complex passwords, minimum password length, password age, and password retention. You also need to check the account lockout policy. This policy is especially

important to review closely when inheriting a new network. Here is the command and associated output that does that very thing:

```
[dc1]: PS C:\> Get-ADDefaultDomainPasswordPolicy
ComplexityEnabled           : True
DistinguishedName          : DC=nwtraders,DC=com
LockoutDuration             : 00:30:00
LockoutObservationWindow   : 00:30:00
LockoutThreshold            : 0
MaxPasswordAge              : 42.00:00:00
MinPasswordAge              : 1.00:00:00
MinPasswordLength          : 7
objectClass                 : {domainDNS}
objectGuid                  : 0026d1fc-2e4d-4c35-96ce-b900e9d67e7c
PasswordHistoryCount        : 24
ReversibleEncryptionEnabled : False
```

The last things to check are the domain controllers themselves. To do this, use the `Get-ADDomainController` cmdlet. This command returns important information, such as whether the domain controller is read-only, a global catalog server, operations master roles held, and operating system information. Here is the command and associated output:

```
[dc1]: PS C:\> Get-ADDomainController -Identity dc1
ComputerObjectDN           : CN=DC1,OU=Domain Controllers,DC=nwtraders,DC=com
DefaultPartition           : DC=nwtraders,DC=com
Domain                     : nwtraders.com
Enabled                    : True
Forest                     : nwtraders.com
HostName                   : DC1.nwtraders.com
InvocationId               : b51f625f-3f60-44e7-8577-8918f7396c2a
IPv4Address                : 10.0.0.1
IPv6Address                :
IsGlobalCatalog            : True
IsReadOnly                 : False
LdapPort                   : 389
Name                       : DC1
NTDSSettingsObjectDN      : CN=NTDS Settings,CN=DC1,CN=Servers,CN=Default-First-Site-Name,CN=Sites,CN=Configuration,DC=nwtraders,DC=com
OperatingSystem            : Windows Server 2008 R2 Enterprise
OperatingSystemHotfix      :
OperatingSystemServicePack : Service Pack 1
OperatingSystemVersion     : 6.1 (7601)
OperationMasterRoles       : {SchemaMaster, DomainNamingMaster, PDCEmulator, RIDMaster...}
Partitions                  : {DC=ForestDnsZones,DC=nwtraders,DC=com, DC=DomainDnsZones, DC=nwtraders,DC=com, CN=Schema,CN=Configuration, DC=nwtraders,DC=com, CN=Configuration,DC=nwtraders, DC=com...}
ServerObjectDN             : CN=DC1,CN=Servers,CN=Default-First-Site-Name,CN=Sites,CN=Configuration,DC=nwtraders,DC=com
ServerObjectGuid           : 5ae1fd0e-bc2f-42a7-af62-24377114e03d
Site                       : Default-First-Site-Name
SslPort                    : 636
```


To produce a report is as easy as redirecting the output to a text file. These commands gather the information discussed earlier in this section and store the retrieved information in a file named AD_Doc.txt. The commands also illustrate that it is possible to redirect the information to a file stored in a network share.

```
Get-ADForest >> \\dc1\shared\AD_Doc.txt
Get-ADDomain >> \\dc1\shared\AD_Doc.txt
Get-ADDefaultDomainPasswordPolicy >> \\dc1\shared\AD_Doc.txt
Get-ADDomainController -Identity dc1 >> \\dc1\shared\AD_Doc.txt
```

The file as viewed in Notepad appears in Figure 3-4.

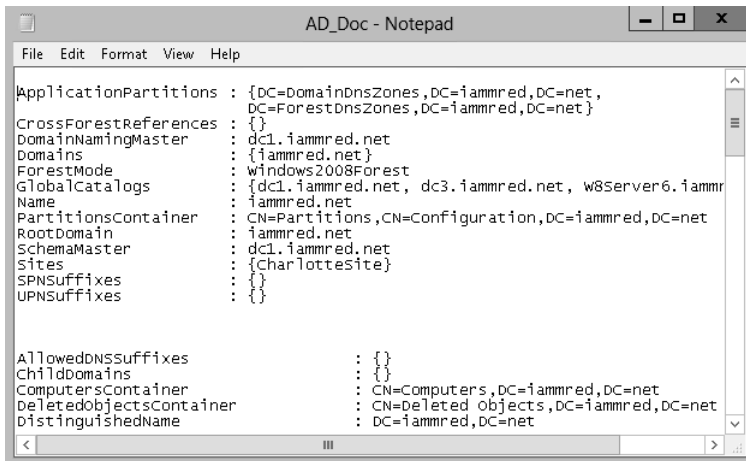


FIGURE 3-4 Active Directory documentation displayed in Notepad.

Renaming Active Directory sites

It is easy to rename a site. All you need to do is to right-click the site and select Rename from the action menu. By default, the first site is called Default-First-Site-Name, which is not too illuminating. To work with Active Directory sites, it is necessary to understand that they are a bit strange. First, they reside in the configuration naming context. Connecting to this context by using the Active Directory module is rather simple. Just use the `Get-ADRootDSE` cmdlet, and then select the `ConfigurationNamingContext` property. First, you have to make a connection to the domain controller and import the Active Directory Module (assuming that you do not have the RSAT tools installed on your client computer). This is shown here:

```
Enter-PSSession -ComputerName dc3 -Credential iammred\administrator
Import-Module activedirectory
```

Here is the code that will retrieve all of the sites. It uses the `Get-ADObject` cmdlet to search the configuration naming context for objects that have the object class of `site`.

```
Get-ADObject -SearchBase (Get-ADRootDSE).ConfigurationNamingContext -filter "objectclass
-eq 'site'"
```

When you have the site you want to work with, you first change the *DisplayName* attribute. To do this, you pipeline the site object to the `Set-ADObject` cmdlet. The `Set-ADObject` cmdlet allows me to set a variety of attributes on an object. This command is shown here. (This is a single command that is broken into two pieces at the pipeline character.)

```
Get-ADObject -SearchBase (Get-ADRootDSE).ConfigurationNamingContext -filter "objectclass -eq 'site'" | Set-ADObject -DisplayName CharlotteSite
```

When you have set the *DisplayName* attribute, you decide to rename the object itself. To do this, you use another cmdlet called `Rename-ADObject`. Again, to simplify things, you pipeline the site object to the cmdlet and you assign a new name for the site. This command is shown here. (This is also a one-line command broken at the pipe.)

```
Get-ADObject -SearchBase (Get-ADRootDSE).ConfigurationNamingContext -filter "objectclass -eq 'site'" | Rename-ADObject -NewName CharLotteSite
```

Managing users

To create a new Organizational Unit, you use the `New-ADOrganizationalUnit` cmdlet as shown here:

```
New-ADOrganizationalUnit -Name TestOU -Path "dc=nwtraders,dc=com"
```

If you want to create a child Organizational Unit (OU), you use the `New-ADOrganizationalUnit` cmdlet, but in the path, you list the location that will serve as the parent, as shown here:

```
New-ADOrganizationalUnit -Name TestOU1 -Path "ou=TestOU,dc=nwtraders,dc=com"
```

If you want to make several child OUs in the same location, use the up arrow to retrieve the previous command and edit the name of the child. You can use the home key to move to the beginning of the line, the end key to move to the end of the line, and the left and right arrow keys to find your place on the line so that you can edit it. A second child OU is created here:

```
New-ADOrganizationalUnit -Name TestOU2 -Path "ou=TestOU,dc=nwtraders,dc=com"
```

To create a computer account in one of the newly created child Organizational Units, you must type the complete path to the OU that will house the new computer account. The `New-ADComputer` cmdlet is used to create new computer accounts in AD DS. In this example, the `TestOU1` OU is a child of the `TestOU` OU, and therefore, both OUs must appear in the path parameter. Keep in mind that the path that is supplied to the *path* parameter must be contained inside quotation marks, as shown here:

```
New-ADComputer -Name Test -Path "ou=TestOU1,ou=TestOU,dc=nwtraders,dc=com"
```

To create a user account, you use the `New-ADUser` cmdlet as shown here:

```
New-ADUser -Name TestChild -Path "ou=TestOU1,ou=TestOU,dc=nwtraders,dc=com"
```

Because there could be a bit of typing involved that tends to become redundant, you might want to write a script to create the OUs at the same time that the computer and user accounts are created. A sample script that creates OUs, users, and computers is the `UseADCmdletsToCreateOuComputerAndUser.ps1` script shown here.

```
UseADCmdletsToCreateOuComputerAndUser.ps1

Import-Module -Name ActiveDirectory
$Name = "ScriptTest"
$DomainName = "dc=nwtraders,dc=com"
$OUPath = "ou={0},{1}" -f $Name, $DomainName

New-ADOrganizationalUnit -Name $Name -Path $DomainName
-ProtectedFromAccidentalDeletion $false

For($you = 0; $you -le 5; $you++)
{
    New-ADOrganizationalUnit -Name $Name$you -Path $OUPath
    -ProtectedFromAccidentalDeletion $false
}

For($you = 0 ; $you -le 5; $you++)
{
    New-ADComputer -Name "TestComputer$you" -Path $OUPath
    New-ADUser -Name "TestUser$you" -Path $OUPath
}
```

The `UseADCmdletsToCreateOuComputerAndUser.ps1` script begins by importing the Active Directory module. It then creates the first OU. When testing a script, it is important to disable the deletion protection by using the *ProtectedFromAccidentalDeletion* parameter. This will allow you to easily delete the OU and avoid having to go into the advanced view in Active Directory Users And Computers and changing the protected status on each OU.

After the `ScriptTest` OU is created, the other OUs, users, and computer accounts can be created inside the new location. It seems obvious that you cannot create a child OU inside the parent OU if the parent has not yet been created, but it is easy to make a logic error like this.

To create a new global security group, use the `New-ADGroup Windows PowerShell AD DS` cmdlet. The `New-ADGroup Windows PowerShell` cmdlet requires three parameters: the *name* of the group, a *path* to the location where the group will be stored, and the *groupscope*, which can be global, universal, or domain local. Before running the command shown here, remember that you must import the Active Directory module into your current Windows PowerShell session.

```
New-ADGroup -Name TestGroup -Path "ou=TestOU,dc=nwtraders,dc=com" -groupScope global
```

To create a new universal group, you need to change only the *groupscope* parameter value as shown here:

```
New-ADGroup -Name TestGroup1 -Path "ou=TestOU,dc=nwtraders,dc=com" -groupScope universal
```

To add a user to a group, you must supply values for the *identity* parameter and for the *members* parameter. The value that you use for the identity parameter is the name of the group. You do not need to use the LDAP syntax of *cn=groupname*; you need to supply only the name. Use ADSI Edit to examine the requisite LDAP attributes needed for a group in ADSI Edit.

It is a bit unusual that the *members* parameter is named members and not member because most Windows PowerShell cmdlet parameter names are singular and not plural. The parameters are singular even when they accept an array of values (such as the *computername* parameter). The command to add a new group named TestGroup1 to the UserGroupTest group is shown here:

```
Add-ADGroupMember -Identity TestGroup1 -Members UserGroupTest
```

To remove a user from a group, use the Remove-ADGroupMember cmdlet with the name of the user and group. The *identity* and the *members* parameters are required, but the command will not execute without confirmation, as shown here:

```
PS C:\> Remove-ADGroupMember -Identity TestGroup1 -Members UserGroupTest
```

Confirm

Are you sure you want to perform this action?

Performing operation "Set" on Target "CN=TestGroup1,OU=TestOU,DC=NWTraders,DC=Com".

[Y] Yes [A] Yes to All [N] No [L] No to All [S] Suspend [?] Help (default is "Y"):

y

```
PS C:\>
```

If you are sure that you want to remove the user from the group and that you want to suppress the query, you use the *confirm* parameter and assign the value *\$false* to it. The problem is that you will need to supply a colon between the parameter and *\$false* value.

NOTE The use of the colon after the *confirm* parameter is not documented, but the technique works on several different cmdlets.

The command is shown here:

```
Remove-ADGroupMember -Identity TestGroup1 -Members UserGroupTest -Confirm:$false
```

You need the ability to suppress the confirmation prompt to be able to use the Remove-ADGroupMember cmdlet in a script. The first thing the RemoveUserFromGroup.ps1 script does is load the Active Directory module. When the module is loaded, the Remove-ADGroupMember cmdlet is used to remove the user from the group. To suppress the confirmation prompt, the *-confirm:\$false* command is used. The RemoveUserFromGroup.ps1 script is shown here.

RemoveUserFromGroup.ps1

```
import-module activedirectory  
Remove-ADGroupMember -Identity TestGroup1 -Members UserGroupTest -Confirm:$false
```

Creating a user

Now create a new user in Active Directory. You will name the user "ed." The command to create a new user is simple; it is `New-Aduser` and the user name. The command to create a disabled user account in the *users* container in the default domain is shown here:

```
new-aduser -name ed
```

When the preceding command that creates a new user completes, nothing is returned to the Windows PowerShell console. To check to ensure that the user is created, use the `Get-Aduser` cmdlet to retrieve the user object. This command is shown here:

```
Get-aduser ed
```

When you are certain that your new user is created, you decide to create an organizational unit to store the user account. The command to create a new organizational unit off the root of the domain is shown here:

```
new-ADOrganizationalUnit scripting
```

Just like the previously used `New-Aduser` cmdlet, nothing returns to the Windows PowerShell console. If you use the `Get-ADOrganizationalUnit` cmdlet, you must use a different methodology. A simple `Get-ADOrganizationalUnit` command returns an error; therefore, you use an *LDAPFilter* parameter to find the OU. The command using the *LDAPFilter* parameter to find my newly created OU is shown here:

```
Get-ADOrganizationalUnit -LDAPFilter "(name=scripting)"
```

Now that you have a new user and a new OU, you need to move the user from the *users* container to the newly created *scripting* OU. To do that, you use the `Move-ADObject` cmdlet. You first get the *distinguishedname* attribute for the scripting OU and store it in a variable called *\$oupath*. Next, you use the `Move-ADObject` cmdlet to move the *ed* user to the new OU. The trick here is that where the `Get-AdUser` cmdlet can find a user with the name of *ed*, the `Move-ADObject` cmdlet must have the *distinguishedname* of the *ed* user object to move it. The error that occurs when not supplying the *distinguishedname* appears in the figure that follows. You could use the `Get-AdUser` cmdlet to retrieve the *distinguishedname* in a similar method as you did with the scripting OU.

The next thing you need to do is to enable the user account. To do this, you need to assign a password to the user account. The password must be a secure string. To do this, you can use the `ConvertTo-SecureString` cmdlet. By default, warnings display about converting text to a

secure string, but these prompts are suppressible by using the *force* parameter. Here is the command you use to create a secure string for a password:

```
$pwd = ConvertTo-SecureString -String "P@ssword1" -AsPlainText -Force
```

Now that you have created a secure string to use for a password for my user account, you call the `Set-ADAccountPassword` cmdlet to set the password. Because this is a new password, you need to use the *newpassword* parameter. In addition, because you do not have a previous password, you use the *reset* parameter. This command is shown here:

```
Set-ADAccountPassword -Identity ed -NewPassword $pwd -Reset
```

After the account has a password, you can enable the account. To do this, you use the `Enable-ADAccount` cmdlet and specify the user name to enable. This command is shown here:

```
Enable-ADAccount -Identity ed
```

As with the previous commands, none of the cmdlets return any information. To ensure that you have actually enabled the *ed* user account, you use the `Get-ADUser` cmdlet. In the output, you are looking for the value of the *enabled* property. The *enabled* property is a Boolean, so expect the value to be true.

Finding and unlocking AD user accounts

When using the Microsoft Active Directory cmdlets, locating locked out users is a snap. In fact, the `Search-ADAccount` cmdlet even has a *LockedOut* switch. Use the `Search-ADAccount` cmdlet with the *LockedOut* parameter. This command is shown here:

```
Search-ADAccount -LockedOut
```

NOTE Many network administrators who spend the majority of their time working with Active Directory import the Active Directory module via their Windows PowerShell profile. This way, they never need to worry about the initial performance hit that occurs due to autoloading the Active Directory module.

The `Search-ADAccount` command and the associated output are shown here:

```
[w8server6]: PS C:\> Search-ADAccount -LockedOut

AccountExpirationDate :
DistinguishedName     : CN=kimakers,OU=test,DC=iammred,DC=net
Enabled               : True
LastLogonDate         : 1/24/2012 8:40:29 AM
LockedOut             : True
Name                  : kimakers
ObjectClass           : user
ObjectGUID            : d907fa99-cd08-435f-97de-1e99d0eb485d
PasswordExpired       : False
PasswordNeverExpires  : False
```

```
SamAccountName      : kimakers
SID                  : S-1-5-21-1457956834-3844189528-3541350385-1608
UserPrincipalName    : kimakers@iamred.net
```

```
[w8server6]: PS C:\>
```

You can unlock the locked out user account as well—assuming that you have permission. In Figure 3-5, you attempt to unlock the user account with an account that is a normal user, and an error arises.

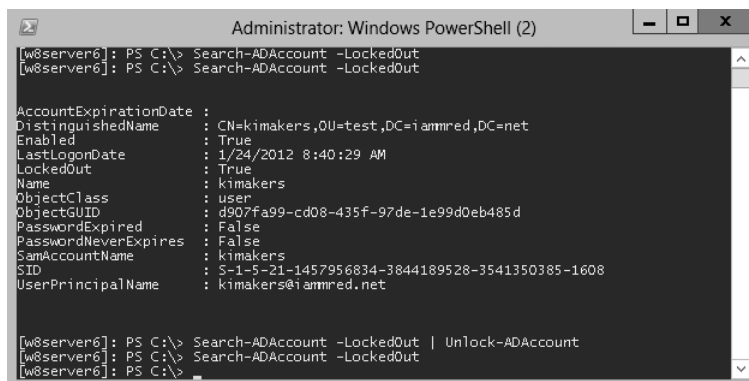
NOTE People are often worried about Windows PowerShell from a security perspective. Windows PowerShell is only an application, and therefore a user cannot do anything that they do not have the rights or permission to accomplish. This is a case in point.

If your user account does not have admin rights, you need to start Windows PowerShell with an account that has the ability to unlock a user account. To do this, you right-click the Windows PowerShell icon while holding down the Shift key; this allows you to select Run As Different User from the quick action menu.

When you start Windows PowerShell back up with an account that has rights to unlock users, the Active Directory module needs to load once again. You then check to ensure that you can still locate the locked out user accounts. After you have proven you can do that, you pipeline the results of the Search-ADAccount cmdlet to the Unlock-ADAccount cmdlet. A quick check ensures that you have unlocked all the locked out accounts. The series of commands is shown here:

```
Search-ADAccount -LockedOut
Search-ADAccount -LockedOut | Unlock-ADAccount
Search-ADAccount -LockedOut
```

The commands and associated output are shown in Figure 3-5.



```
Administrator: Windows PowerShell (2)
[w8server6]: PS C:\> Search-ADAccount -LockedOut
[w8server6]: PS C:\> Search-ADAccount -LockedOut
AccountExpirationDate :
DistinguishedName      : CN=kimakers,OU=test,DC=iamred,DC=net
Enabled                 : True
LastLogonDate          : 1/24/2012 8:40:29 AM
LockedOut              : True
Name                   : kimakers
ObjectClass             : user
ObjectGUID             : d907fa99-cd08-435f-97de-1e99d0eb485d
PasswordExpired        : False
PasswordNeverExpires   : False
SamAccountName         : kimakers
SID                    : S-1-5-21-1457956834-3844189528-3541350385-1608
UserPrincipalName      : kimakers@iamred.net

[w8server6]: PS C:\> Search-ADAccount -LockedOut | Unlock-ADAccount
[w8server6]: PS C:\> Search-ADAccount -LockedOut
[w8server6]: PS C:\>
```

FIGURE 3-5 Using the Active Directory module to find and to unlock user accounts.

NOTE Keep in mind that the command `Search-ADAccount -LockedOut | Unlock-ADAccount` will unlock every account that you have permission to unlock. In most cases, you will want to investigate prior to unlocking all locked out accounts. If you do not want to unlock all locked out accounts, use the *confirm* switch to be prompted prior to unlocking an account.

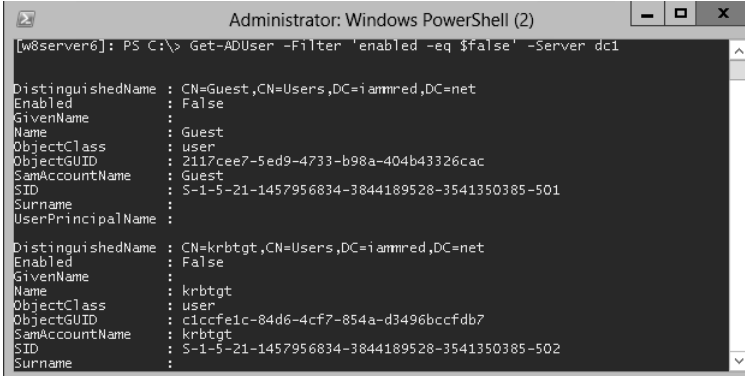
If you do not want to unlock all users, you use the *confirm* parameter from the `Unlock-ADAccount` cmdlet. For example, you first check to see what users are locked out by using the `Search-ADAccount` cmdlet—but you do not want to see everything, only their name. Next, you pipeline the locked out users to the `Unlock-ADAccount` cmdlet with the *confirm* parameter. You are then prompted for each of the three locked out users; choose to unlock the first and third users, but not the second user. You then use the `Search-ADAccount` cmdlet one last time to ensure that the second user is still locked out.

Finding disabled users

Luckily, by using Windows PowerShell and the Microsoft Active Directory cmdlets, it takes a single line of code to retrieve the disabled users from your domain. The command is shown here. (Keep in mind that running this command automatically imports the Active Directory module into the current Windows PowerShell host.)

```
Get-ADUser -Filter 'enabled -eq $false' -Server dc3
```

Not only is the command a single line of code, but it is also a single line of readable code. You get users from AD DS; you use a filter that looks for the `enabled` property set to `false`. You also specify that you want to query a server named `dc3` (the name of one of the domain controllers on my network). The command and the associated output appear in Figure 3-6.



```
Administrator: Windows PowerShell (2)
[WSserver6]: PS C:\> Get-ADUser -Filter 'enabled -eq $false' -Server dc1

DistinguishedName : CN=Guest,CN=Users,DC=iarnred,DC=net
Enabled           : False
GivenName        :
Name             : Guest
ObjectClass      : user
ObjectGUID       : 2117cee7-5ed9-4733-b98a-404b43326cac
SamAccountName   : Guest
SID              : S-1-5-21-1457956834-3844189528-3541350385-501
Surname         :
UserPrincipalName :

DistinguishedName : CN=krbtgt,CN=Users,DC=iarnred,DC=net
Enabled           : False
GivenName        :
Name             : krbtgt
ObjectClass      : user
ObjectGUID       : c1cfe1c-84d6-4cf7-854a-d3496bccfdb7
SamAccountName   : krbtgt
SID              : S-1-5-21-1457956834-3844189528-3541350385-502
Surname         :
```

FIGURE 3-6 Finding disabled user accounts.

If you want to work with a specific user, you can use the *identity* parameter. The *identity* parameter accepts several things: distinguishedname, sid, guid, or SamAccountName. Probably the easiest one to use is the SamAccountName. This command and associated output are shown here:

```
PS C:\Users\ed.IAMMRED> Get-ADUser -Server dc3 -Identity teresa
DistinguishedName : CN=Teresa Wilson,OU=Charlotte,DC=iammred,DC=net
Enabled           : True
GivenName        : Teresa
Name             : Teresa Wilson
ObjectClass      : user
ObjectGUID       : 75f12010-b952-4d3-9b22-3ada7d26eed8
SamAccountName   : Teresa
SID              : S-1-5-21-1457956834-3844189528-3541350385-1104
Surname         : Wilson
UserPrincipalName : Teresa@iammred.net
```

To use the DistinguishedName value for the *identity* parameter, you need to supply it inside a pair of quotation marks—either single or double. This command and associated output are shown here:

```
PS C:\Users\ed.IAMMRED> Get-ADUser -Server dc3 -Identity 'CN=Teresa Wilson,OU
=Charlotte,DC=iammred,DC=net'
DistinguishedName : CN=Teresa Wilson,OU=Charlotte,DC=iammred,DC=net
Enabled           : True
GivenName        : Teresa
Name             : Teresa Wilson
ObjectClass      : user
ObjectGUID       : 75f12010-b952-4d3-9b22-3ada7d26eed8
SamAccountName   : Teresa
SID              : S-1-5-21-1457956834-3844189528-3541350385-1104
Surname         : Wilson
UserPrincipalName : Teresa@iammred.net
```

It is not necessary to use quotation marks when using the SID for the value of the *identity* parameter. This command and associated output are shown here:

```
PS C:\Users\ed.IAMMRED> Get-ADUser -Server dc3 -Identity S-1-5-21-1457956834-
3844189528-3541350385-1104

DistinguishedName : CN=Teresa Wilson,OU=Charlotte,DC=iammred,DC=net
Enabled           : True
GivenName        : Teresa
Name             : Teresa Wilson
ObjectClass      : user
ObjectGUID       : 75f12010-b952-4d3-9b22-3ada7d26eed8
SamAccountName   : Teresa
SID              : S-1-5-21-1457956834-3844189528-3541350385-1104
Surname         : Wilson
UserPrincipalName : Teresa@iammred.net
```

Again, you can also use *ObjectGUID* for the *identity* parameter value. It does not require quotation marks either. This command and associated output are shown here:

```
PS C:\Users\ed.IAMMRED> Get-ADUser -Server dc3 -Identity 75f12010-b952-4d3-9
b22-3ada7d26eed8
DistinguishedName : CN=Teresa Wilson,OU=Charlotte,DC=iammred,DC=net
Enabled           : True
GivenName        : Teresa
Name             : Teresa Wilson
ObjectClass      : user
ObjectGUID       : 75f12010-b952-4d3-9b22-3ada7d26eed8
SamAccountName   : Teresa
SID              : S-1-5-21-1457956834-3844189528-3541350385-1104
Surname          : Wilson
UserPrincipalName : Teresa@iammred.net
```

Finding unused user accounts

To obtain a listing of all the users in Active Directory, supply a wildcard to the *filter* parameter of the `Get-ADUser` cmdlet. This technique is shown here:

```
Get-ADUser -Filter *
```

If you want to change the base of the search operations, use the *searchbase* parameter. The *searchbase* parameter accepts an LDAP style of naming. The following command changes the search base to the TestOU:

```
Get-ADUser -Filter * -SearchBase "ou=TestOU,dc=nwtraders,dc=com"
```

When using the `Get-ADUser` cmdlet, only a certain subset of user properties are displayed (10 properties to be exact). These properties will be displayed when you pipeline the results to `Format-List` and use a wildcard and the *force* parameter, as shown here:

```
PS C:\> Get-ADUser -Identity bob | format-list -Property * -Force

DistinguishedName : CN=bob,OU=TestOU,DC=NWTraders,DC=Com
Enabled           : True
GivenName        : bob
Name             : bob
ObjectClass      : user
ObjectGUID       : 5cae3acf-f194-4e07-a466-789f9ad5c84a
SamAccountName   : bob
SID              : S-1-5-21-3746122405-834892460-3960030898-3601
Surname          :
UserPrincipalName : bob@NWTraders.Com
PropertyNames    : {DistinguishedName, Enabled, GivenName, Name...}
PropertyCount    : 10
```

```
PS C:\>
```

Anyone who knows very much about Active Directory Domain Services (AD DS) knows that there are certainly more than 10 properties associated with a user object. If you try to display a property that is not returned by the `Get-ADUser` cmdlet, such as the *whenCreated* property, an error is not returned—the value of the property is not returned. This is shown here:

```
PS C:\> Get-ADUser -Identity bob | Format-List -Property name, whenCreated
```

```
name          : bob
whencreated   :
```

The *whenCreated* property for the user object has a value—it just is not displayed. However, suppose you were looking for users who had never logged on to the system? Suppose you used a query such as the one seen here, and you were going to base a delete operation on the results? The results could be disastrous.

```
PS C:\> Get-ADUser -Filter * | Format-Table -Property name, LastLogonDate
```

```
name                               LastLogonDate
----                               -
Administrator                         
Guest                                  
krbtgt                                 
testuser2                              
ed                                      
SystemMailbox{1f05a927-a261-4eb4-8360-8...   
SystemMailbox{e0dc1c29-89c3-4034-b678-e...   
FederatedEmail.4c1f4d8b-8179-4148-93bf-...   
Test                                    
TestChild                               
<results truncated>
```

To retrieve a property that is not a member of the default 10 properties, you must select it by using the *property* parameter. The reason that `Get-ADUser` does not automatically return all properties and their associated values is because of performance reasons on large networks—there is no reason to return a large dataset when a small dataset will perfectly suffice. To display the *name* and the *whenCreated* date for the user named *bob*, the following command can be used:

```
PS C:\> Get-ADUser -Identity bob -Properties whencreated | Format-List -Property name, whencreated
```

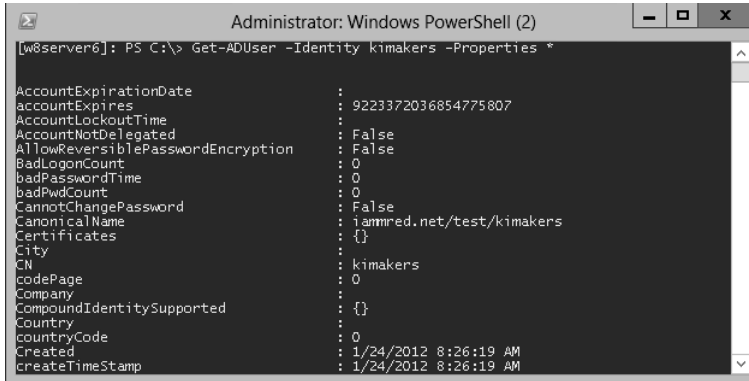
```
name          : bob
whencreated   : 6/11/2010 8:19:52 AM
```

```
PS C:\>
```

To retrieve all of the properties associated with a user object, use the wildcard "*" for the properties parameter value. You would use a command similar to the one shown here:

```
Get-ADUser -Identity kimakers -Properties *
```

Both the command and the results associated with the command to return all user properties are shown in Figure 3-7.



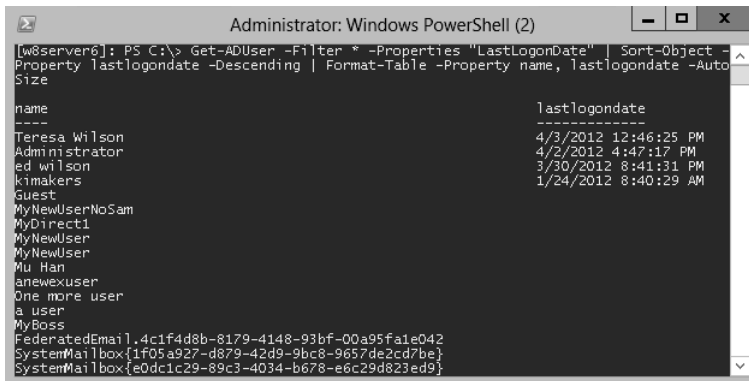
```
Administrator: Windows PowerShell (2)
[lw8server6]: PS C:\> Get-ADUser -Identity kimakers -Properties *
AccountExpirationDate      :
AccountExpires             : 9223372036854775807
AccountLockoutTime         :
AccountNotDelegated        : False
AllowReversiblePasswordEncryption : False
BadLogonCount              : 0
badPasswordTime            : 0
badPwdCount                 : 0
CannotChangePassword       : False
CanonicalName              : iammed.net/test/kimakers
Certificates                : {}
City                       :
CN                         : kimakers
codePage                   : 0
Company                    :
CompoundIdentitySupported  : {}
Country                    :
countryCode                : 0
Created                    : 1/24/2012 8:26:19 AM
createTimeStamp            : 1/24/2012 8:26:19 AM
```

FIGURE 3-7 Using the Get-ADUser cmdlet to display all user properties.

To produce a listing of all the users and their last logon date, you can use a command similar to the one shown here. This is a single command that might wrap the line, depending on your screen resolution.

```
Get-ADUser -Filter * -Properties "LastLogonDate" |
sort-object -property lastlogondate -descending |
Format-Table -property name, lastlogondate -AutoSize
```

The output produces a nice table. Both the command and the output associated with the command to obtain the time a user last logged on are shown in Figure 3-8.



```
Administrator: Windows PowerShell (2)
[lw8server6]: PS C:\> Get-ADUser -Filter * -Properties "LastLogonDate" | Sort-Object -
Property lastlogondate -Descending | Format-Table -Property name, lastlogondate -Auto
Size
name                                     lastlogondate
----                                     -
Teresa Wilson                            4/3/2012 12:46:25 PM
Administrator                           4/2/2012 4:47:17 PM
ed.wilson                                 3/30/2012 8:41:31 PM
kimakers                                  1/24/2012 8:40:29 AM
Guest
MyNewUserNoSam
MyDirect1
MyNewUser
MyNewUser
Mu Han
anewexuser
One more user
a user
MyBoss
FederatedEmail_{4c1f4d8b-8179-4148-93bf-00a95fa1e042}
SystemMailbox_{1f05a927-d879-42d9-9bc8-9657de2cd7be}
SystemMailbox_{e0dc1c29-89c3-4034-b678-e6c29d823ed9}
```

FIGURE 3-8 Using the Get-ADUser cmdlet to identify the last logon times for users.

NOTES FROM THE FIELD

Jeff Wouters

Microsoft PowerShell MVP

“Write tools, not scripts” is one of my favorite phrases from the Windows PowerShell community. When I had just started to write some Windows PowerShell code, I was (and still am!) crazy about one-liners.

The ease with which the pipeline allows you to connect commands to each other and make them work together were unheard of in the VBS world.

But then I got a customer who wanted me to leave some code with them when I left. So I did, and only one week later, I got a call from that customer, in panic, saying that my script had deleted half their Active Directory!

I asked them to send me the code of the script. After only a few seconds, I noticed that this wasn't my code. There was a whole lot more in there that didn't come from me. So I connected to my home environment and looked in the backup I had made of all the scripts and documentation I had left with the customer, and yes, the script I had left them had a lot less code in there. So someone had changed my script!

Luckily, this customer had the Active Directory Recycle Bin enabled, so restoring the objects in Active Directory wasn't that hard. But for me, this was a wake-up call. Sign your scripts! Or at least make sure that you can verify the integrity of your scripts.

I also found that the person who changed my script, and basically was the cause of the problem, was a member of the service desk at that company. This is where “write tools, not scripts” comes into play.

So I rewrote my script, added a GUI, and signed it. This way, the help desk would have a nice clickable interface, and the script itself would be safe from malicious editors causing all kinds of issues. Because there were a whole bunch of scripts, I've created a module for them called “<CompanyName>Administration.” To finish things off, I've introduced them to the concept of a centralized store for their modules.

For me, this was a learning curve, and these days I prefer a six steps approach:

1. Log everything; what it does and who executes it.
2. Support the common parameters, such as *-Whatif* and *-Confirm*.
3. Create an interface for the appropriate user—a command line for people who understand PowerShell and a GUI for those who don't.
4. Sign your script!

5. Group scripts into modules.
6. Use a centralized module repository, preferably with read-only rights for everyone who is not responsible for the modules.

These steps will make your life a whole lot easier when people start messing with your scripts.

Additional resources

- The TechNet Script Center at <http://www.microsoft.com/technet/scriptcenter> contains numerous script examples.
- All scripts from this chapter are available via the TechNet Script Center Script Repository at <http://gallery.technet.microsoft.com/scriptcenter/PowerShell-40-Best-d9e16039>.

Index

Symbols

- * (asterisk), as wildcard character, 24
- ` (backtick) character, for line continuation, 305
- :
- :(colon), confirm parameter for \$false value, 62
- { } (curly brackets)
 - for ForEach-Object cmdlet, 191
 - for function code block, 117
 - for opening and closing script block, 242
 - pairing comment with closing, 282, 305
- \$_ automatic variable, 255, 435
- \$? automatic variable, for testing errors, 188
- \$ (dollar sign), variable name and, 341–342
- \$_ variable, for current object, 220
- ! (not) operator, 188, 346
- () (parentheses), in functions, 116
- ;(semicolon), to separate commands on single line, 10
- <# and #> for comment tag, 287–289
- ! SET keyword, to preface variable assignments, 572

A

- Abort, Retry, Ignore dialog box, 132
- Abs method of System.Math class, 180
- Abstract Syntax Tree (AST), 480
- abstract WMI classes, 32
- access denied message, 83
- Access Is Denied error message, 561
- Access property of Win32_LogicalDisk class, 249
- AccountDomainSid method of SecurityIdentifier class, 87
- account lockout policy, 57
- Acos method of System.Math class, 180
- Active Directory
 - cmdlets, 13
 - documenting, 56–59
 - exporting portions for script testing, 471
 - query, 208–217
 - [ADSISeacher] for, 209
 - cmdlets for, 213–214
 - command line for, 214–217
 - renaming sites, 59–60
- Active Directory Domain Services, password storage
 - in, 366–367
- Active Directory Management Gateway Service (AD-MGS), 45
- Active Directory module
 - basics, 45–48
 - Get-Command for listing cmdlets exported
 - by, 51–52
 - installing, 47
 - user management, 60–63
 - using, 48–72
 - verifying presence, 47
- Active Directory Users And Computers, 512
- activities in workflow, 648–652
 - cmdlets as, 649
- adaptability of scripts, 225–229
- Add-Computer cmdlet, 616, 623
- Add-Content cmdlet, 93
- AddDays method, 445
- Add-History cmdlet, 204, 650
- Add-Member cmdlet, 544
- AddOne.ps1 script, 388–389
- AddOne2.ps1 script, 389
- AddOne3.ps1 script, 390
- AddOne5.ps1 script, 391
- AddOne6.ps1 script, 392
- AddOne function, 271
- Add-Printer cmdlet, 616
- Add-PrinterDriver cmdlet, 616
- Add-PrinterPort cmdlet, 616
- Add-PSSnapin cmdlet, 650

Add-RegistryValue function

- Add-RegistryValue function, 556, 568–570, 572
- AddToRecent method of Shell.Application object, 186
- AddTwoError.ps1 script, 583–584
- Add-WindowsFeature cmdlet, 47
- administrative rights, 408
 - for creating profile, 144
 - for module install, 319
 - requiring, 414
 - for unlocking user account, 65
- administrator, launching Windows PowerShell as, 96
- [ADSI searcher] type accelerator, 209, 216
- Alert (^a), 93
- aliases, 136
 - avoiding in profile, 146
 - creating, 112–116
 - for Get-Help cmdlet, 25
 - for data types, 253–254
 - for functions, 118
 - making read-only, 114–115
 - naming convention for, 145
 - for parameters, 354
 - predefined, 112
 - in profile, 134
- Alias parameter attribute argument, 354
- AllowEmptyCollection parameter attribute, 360
- AllowEmptyString parameter attribute, 360
- AllowNull parameter attribute, 360
- AllSigned script execution policy, 140, 493, 499, 502
- AllUsersAllHosts profile, 141, 143
- AllUsersCurrentHost profile, 141–142
 - creating, 144
- APIs, testing, 455
- AppActivate method of WshShell object, 129
- appending to log file, 532, 536–539
- Application log, 554–555
- Application property of Shell.Application object, 187
- applications
 - lack of external support, 189–193
 - scripting requirements, 106–108
- Archive resource provider, 660, 665
- \$args automatic variable, 340–342
 - indexing directly to, 343
 - passing multiple parameters with, 120–122
- arguments. *See also* parameters
 - positional, 239
- arrays
 - contains operator to examine contents, 404
 - indexing, 39

- looping, 119
- pipelining to Get-WmiObject cmdlet, 344
- \$arycomputer variable, 219–220
- ASCII file. *See also* text files
 - .ddf file as, 190
- Asin method of System.Math class, 180
- as operator, 87, 93
- Association classes, 35–41
 - exploring returned, 40
 - finding, 31
- asterisk (*), as wildcard character, 24
- AST parser, 484–486
- Atan2 method of System.Math class, 180
- Atan method of System.Math class, 180
- authentication, 152
- AuthenticationType property of WindowsIdentity object, 84
- authorized verb list, warning to check, 317
- Autoexec.bat file, 141
- automation interface, 75–82
- automation of routine tasks, 73–74
- Availability property of Win32_LogicalDisk class, 249

B

- background job
 - checking status, 640
 - Windows PowerShell as, 82
- backslash, escaping, 158
- backspace (^b), 93
- backtick (^) character, for line continuation, 305
- backtick n, 93
- backtick r, 93
- backtick t (^t), 265
- BackupFiles.ps1 script, 278–280
- backup of scripts, 547
- backups of domain controllers, for script testing, 471
- BadGetRandomObject.ps1 script, 154
- BadParam.ps1 script, 348
- BadScript.ps1 script, 573–581
- basename property of System.IO.FileInfo class, 322
- BasicFunctions.psm1 module, 331–333
- batch file, 4
- Begin block in filter, 274
- Begin parameter, 270
- Bellée, Chris, 229, 483–484
- BigMul method of System.Math class, 180

- BinaryLength method of SecurityIdentifier class, 87
 - BIOS information
 - retrieving from remote system, 630
 - returning from local computer, 33
 - saving to CSV file, 152
 - black box approach, 247
 - BlockSize property of Win32_LogicalDisk class, 249
 - boundary-checking functions, 357, 429–430
 - BoundParameters property of System.Management.Automation.InvocationInfo class, 178
 - Brasser, Jaap, 355
 - breakpoints, 586–587
 - deleting, 601
 - enabling and disabling, 599
 - listing, 597–598
 - responding to, 596–597
 - setting, 587–595
 - on command, 593–595
 - on line number, 588–589
 - on variable, 589–593
 - BrowseForFolder method of Shell.Application object, 186
 - Brundage, James, 145–146, 410–412, 439, 455–456, 458
 - build number for operating system version, 102
 - Burley, James Craig, 267–270
 - business logic, 564
 - functions for encapsulating, 259–261
 - BusinessLogicDemo.ps1 script, 259, 260
 - buttons, values and meanings for pop-up dialog box, 131
 - Bypass script execution policy, 140, 493, 503
- ## C
- cabinet files, 183
 - adding files to, 184
 - closing, 184
 - expanding, 186
 - calling functions, 238
 - Canastreiro, Luís, 101–102, 159
 - CanStartStopService method of Shell.Application object, 186
 - Caption property of Win32_LogicalDisk class, 249
 - Carter, Marc, 329
 - CascadeWindows method of Shell.Application object, 186
 - case-sensitive operator (-ceq), 114
 - case-sensitivity of -contains operator, 404
 - catalog file, 222
 - ccontains operator, 404
 - cd command, 3
 - Cedeno, Enrique, 467–468, 471
 - Ceiling method of System.Math class, 181
 - central file share, using module from, 330–331
 - centralized module repository, 72
 - ceq (case-sensitive operator), 114
 - Certificate Enrollment Wizard, 504–505
 - Certificate Manager utility, 504
 - certificates for script signature, 524
 - ChangeVue, 522
 - Check-AllowedValue function, 429
 - CheckEventLog.ps1 script, 306, 307
 - CheckForPdfAndCreateMarker.ps1 script, 296
 - Check-Number function, 356–357
 - CheckNumberRange.ps1 script, 356
 - checkpoints in workflow, 652–655
 - adding, 653–655
 - disabling, 655–656
 - placement in workflow, 652–653
 - CheckPoint-Workflow activity, 648, 655–656
 - CheckProviderThenQuery.ps1 script, 417
 - child functions, variables from parent available to, 241
 - child Organizational Unit (OU)
 - creating, 60
 - Chkdsk method of Win32_LogicalDisk class, 249
 - Christopher, Jim, 318–319
 - CIM cmdlets, WMI classes for exploring, 27–33
 - classes in WMI, 169–179
 - classname parameter, for Get-CimClass cmdlet, 27–29
 - __CLASS property of Win32_Logical Disk class, 250
 - \$class variable, 425
 - Clear-EventLog cmdlet, 616, 623
 - Clear-History cmdlet, 650
 - Clear-Host function, 394
 - clearing
 - \$Error array, 256
 - error stack, 435
 - clear method, 18
 - Clear-Variable cmdlet, 650
 - client workstations, determining service pack level, 28
 - closecab method, 184
 - cloud technologies, 136
 - CMD (command) shell, 3
 - cmdlets, 7, 483–484
 - Active Directory, 13

CmdLineArgumentsTime.ps1 script

- for Active Directory query, 213–214
- controlling execution of, 11
- disallowed in workflow from core modules, 650
- help for, 280–281
- as InlineScript activity, 650–651
- lack of support, 151–153
- options for, 16–17
- problem from number of, 152
- redirecting output to text file, 59
- setting breakpoint on, 593–595
- suspending confirmation of, 12–13
- as workflow activities, 649
- CmdLineArgumentsTime.ps1 script, 301
- code
 - reducing complexity, 449–450
 - reusing, 147, 226, 244–246
 - verbose style for, 247
 - signing, 504–505
 - snippets to create, 611–612
- code block for function, 117
- collaboration in scripting, 229–230
 - tools for, 73
- colon (:), confirm parameter for \$false value, 62
- CombinationFormatGetIPDemo.ps1 script, 266
- COM (Component Object Model) components
 - lack of support, 182–189
 - object creation, 184
- Command add-on, 607
 - script pane and, 608
 - turning off, 609
 - in Windows PowerShell ISE, 606
- CommandAST class, 487
- command-line
 - Active Directory query from, 214–217
 - input from, 340–348
 - \$args automatic variable for, 340–342
 - moving through, 60
 - path length on, 133
 - script writing vs., 195
- command-line parameters, 349–350
 - creating, 183, 186
 - default values for, 398–399
 - validating, 356
- command-line utilities, 7, 9–10
- CommandOrigin property of System.Management.Automation.InvocationInfo class, 178
- commands
 - confirming, 12
 - entering multiple, 10
 - exporting history, 203–205
 - locating, 607
 - overriding existing, 117–118
 - running in script pane, 609
 - setting breakpoint on, 593–595
 - in text file, 196
- CommandType property of System.Management.Automation.ScriptInfo object, 178
- comment-based help, 289–294, 477
- comments, 256, 468
 - documentation from, 481–483
 - documenting nested structures with, 305–306
 - in functions, 117
 - internal version number in, 525–528
 - multiple-line, 277, 287–288
 - one-line, 277–287, 303–304
 - creating, 288–289
 - pairing with curly bracket, 282
 - rules for writing, 295–310
 - adding during development process, 296–297
 - avoiding useless information, 302
 - consistency in header information, 298–299
 - international audience and, 297–298
 - on document deficiencies, 300–301
 - prerequisite information, 299–300
 - reason for code, 303
 - updating for updated script, 295–296
 - on script changes, 527
 - standard set of keywords for, 306–307
 - on strange items in code, 307–308
- Commercial Certificate Authority, 524
- common classes, 169
- Common Language Runtime (CLR), vs. .NET Framework, 101
 - ComObject parameter, 182
- CompareTo method of SecurityIdentifier class, 86
- compatibility of scripts, version control and, 523
- Complete-Transaction cmdlet, 650
- complicated constructors, 153–154
- Component help tag, 290
- compressed file, unzipping, 665
- Compressed property of Win32_LogicalDisk class, 249
- computers
 - account creation, 60
 - ping to identify accessible, 402–403
- ConfigManagerErrorCode property of Win32_LogicalDisk class, 249

- ConfigManagerUserConfig property of Win32_LogicalDisk class, 249
 - Configuration keyword, 661–662
 - ConfigurationNamingContext property, 59
 - confirmation prompt, suppressing, 62
 - confirm parameter, 11–12, 16
 - colon (:) for \$false value, 62
 - for Unlock-ADAccount cmdlet, 66
 - connection strings, 372–373
 - Connect-PSession cmdlet, 616
 - Connect-WSMan cmdlet, 616
 - consistency
 - in comment header information, 298–299
 - in Windows PowerShell, 74
 - Console configuration file, exporting, 15
 - constant alias, creating, 115
 - constants, 126
 - constructors
 - complicated, 153–154
 - and error, 154
 - for .NET Framework classes, 179
 - consumers in WMI, 163
 - contains operator, 88–89
 - testing properties with, 406–408
 - to examine array contents, 404
 - Continue command (c), 596, 600
 - ControlPanellItem method of Shell.Application object, 186
 - ConversionFunctions.ps1 script, 147–148, 244–245
 - ConvertFrom-Cab function, 186, 188
 - ConvertFromDateTIme script method, 250
 - ConvertFrom-SecureString cmdlet, 368–371
 - converting System.IO.FileInfo object FullName property to string, 191
 - ConvertToDateTIme script method, 250
 - ConvertToFahrenheit_Include.ps1 script, 148, 300
 - ConvertToFahrenheit.ps1 script, 147
 - ConvertTo-HTML cmdlet, 387, 535
 - ConvertToMeters.ps1 script, 244
 - ConvertTo-SecureString cmdlet, 63, 370–371
 - ConvertUseFunctions.ps1 script, 149–150
 - Copy-Item cmdlet, 198–199, 323
 - Copy-Module function, 321
 - Copy-Modules.ps1 script, 320–324, 330
 - core classes, 169
 - core cmdlets, 7
 - Cosh method of System.Math class, 181
 - Cos method of System.Math class, 181
 - Costantini, Peter, 309
 - CreateCab.ps1 script, 185
 - CreateCab2.ps1 script, 192
 - CreateFileNameFromDate.ps1 script, 278
 - CreateFilePath function, 227
 - CreateRegistryKey.ps1 script, 556–557, 568–569, 571
 - CreateScriptingRegistryKey.ps1 script, 225
 - CreateSelection function, 226
 - CreateShortcut method of WshShell object, 129
 - CreateWordDoc function, 226
 - CreationClassName property of Win32_LogicalDisk class, 249
 - credential object, obtaining, 160
 - credentials
 - cmdlets to specify, 624–625
 - for remote PowerShell session, 55
 - importing and exporting, 370–372
 - passing, 158
 - running cmdlets with different, 626
 - \$credential variable, 370
 - CSVDE, 471–472, 473
 - CSV files, 535–536
 - pipng command variables to, 50
 - saving BIOS information to, 152
 - curly brackets ({})
 - for ForEach-Object cmdlet, 191
 - for function code block, 117
 - for opening and closing script block, 242
 - pairing comment with closing, 282, 305
 - CurrentDirectory method of WshShell object, 130
 - current state, checkpoint as snapshot, 652
 - CurrentUserAllHosts profile, 141, 144
 - CurrentUserCurrentHost profile, 141, 144
 - creating, 142–143
 - current user, detecting, 84–95
 - Current User profiles, 142
 - custom event log, 555
- ## D
- data
 - handling large amounts, 166–168
 - presentation functions separated from gathering, 264–265
 - testing scripts against known, 471
 - database
 - for script logging, 542

data types

- of scripts, 229
- testing script connecting to, 467–468
- data types
 - aliases for, 253–254
 - incorrect, 423–429
- DateTime object, 435, 445
- .ddf file
 - as ASCII file, 190
 - creating, 189
- debugging. *See also* errors
 - basics, 559–567
 - breakpoints for, 586–587
 - setting, 587–595
 - PowerShell cmdlets for, 585–603
 - quitting session, 588
 - recommendations for, 585
 - script-level tracing for, 568–572
 - Set-PSDebug cmdlet for, 567–585
 - stepping through script, 572–581
 - syntax errors, 560
- debug mode, exiting, 600
- debug parameter, 16, 183, 460–462, 562–564
- \$DebugPreference variable, 177, 184, 562
- Debug-Process cmdlet, 650
- DebugRemoteWMIssion.ps1 script, 562–563
- \$debug variable, 188
 - checking presence, 192
- default script execution policy, 492
- default value for parameter, 247, 398–399
- default WMI namespace, 27
- Definition property System.Management.Automation.ScriptInfo object, 178
- DefragAnalysis method, 219, 220
- DefragAnalysisReport.ps1 script, 219, 221
- defragmentation report, redirection to produce, 220
- Dekens, Luc, 565–567
- DeleteScriptingRegistryKey.ps1 script, 225
- deleting
 - breakpoints, 601
 - read-only cmdlet, 115
 - remnants of completed jobs, 636
 - risk of deleting wrong script version, 527
 - snippets, 613
- DemoAddOneFilter.ps1 script, 272
- DemoAddOneFunction.ps1 script, 272–273
- DemoAddOneR2Function.ps1 script, 273
- DemoConsoleBeep.ps1 script, 302
- DemoConsoleBeep2.ps1 script, 303
- Demo-MultilineComment.ps1 script, 287–288
- DemoTrapSystemException.ps1 script, 254, 255
- DemoUserConfig.ps1 configuration script, 666–667
- dependencies
 - checking modules for, 326–329
 - in DSC, 665
 - between scripts, 523
- deploying
 - help files, 26
 - script execution policies, 495–500
 - Windows PowerShell, 7
- deprecated qualifier, 31
- __DERIVATION property of Win32_Logical Disk class, 250
- Description help tag, 290
- description parameter, 128
 - of New-Alias cmdlet, 114
 - for PowerShell drives, 134
- Description property of Win32_LogicalDisk class, 249
- deserialized object
 - methods, 637
 - storing in variable, 639
- Desired State Configuration (DSC), 76, 659–671
 - configuration, 663–664, 666–671
 - controlling configuration drift, 671–673
 - dependencies, 665
 - group provider for group creation, 669–671
 - process, 660–662
 - resource providers and properties, 660
 - user provider for user creation, 669
- desktop settings, Win32_Desktop WMI class for, 173
- development, 236
 - adding comments firing, 296–297
- DeviceID property of Win32_LogicalDisk class, 249
- diagnostic scripts, 516
- dialog box, 130–132
- dir command, 3
- directories. *See* folders
- DirectoryEntry object, 216
- disabled user accounts, 63
 - finding, 66–68
- Disable-PSBreakpoint cmdlet, 586, 599, 601, 650
- Disconnect-PSSession cmdlet, 616
- Disconnect-WSMan cmdlet, 616
- DisplayName attribute, changing, 60
- DisplayProcessor.ps1 script, 517–520
- DistinguishedName value, for identity parameter, 67
- divide-by-zero error, 597

- DivRem method of System.Math class, 181
- documentability of scripts, 223–225
- documentation
 - Active Directory, 56–59
 - comments for, 256, 481–483
 - listing deficiencies, 300–301
 - from help, 475–480
 - PSParser class Tokenize method for, 484–486
 - script testing process, 442–444
- document files
 - finding, 260
 - Standard Operating Procedure (SOP), 76
- Documents folder, Join-Path cmdlet for location to, 127–128
- dollar sign (\$), variable name and, 341–342
- domain controllers, 58
 - backup for script testing, 471
- domain FSMO roles, command for obtaining, 55
- domain password policy, 57
- dotnettypes.format.ps1xml file, 378
- DotSourceScripts.ps1 script, 263
- dot-sourcing scripts, 244–245
- double-clicking, to run script, 499
- download, managing for help files, 20
- \$driveData variable, 248, 251
- DriveType property of Win32_LogicalDisk class, 249
- DSQuery.exe, 216–217
- dynamic classes, 169
- dynamic qualifier, 32
- __DYNASTY property of Win32_Logical Disk class, 250

E

- EjectPC method of Shell.Application object, 186
- elevated permissions, 83
- email
 - output to, 387–388
 - sending logging information by, 551
- Enable-ADAccount cmdlet, 64
- enabled property, for user account, 64
- Enable-PSBreakpoint cmdlet, 586, 599, 601, 650
- Enable-PSRemoting function, 627–628
- Encoding parameter, 540
- Encrypting File System (EFS), 363
- End block in block, 274
- End parameter, 221, 270
- Enterprise Certificate Authority, 524

- Enter-PSSession cmdlet, 56, 616, 629, 631, 650
- Enum class, GetValues static method, 98
- Environment method of WshShell object, 130
- Environment .NET Framework class, GetFolderPath static method, 544
- Environment resource provider, 660
- environment variables, in profile, 135
- E property of System.Math class, 182
- eq operator, 114
- Equals method
 - of SecurityIdentifier class, 86
 - of System.Math class, 181
- ErrorAction parameter, 16, 18
- \$ErrorActionPreference variable, 424–425, 428, 434, 436, 532, 537
- \$Error array, clearing, 256
- \$error automatic variable, 435
- ErrorCleared property of Win32_LogicalDisk class, 249
- ErrorDescription property of Win32_LogicalDisk class, 249
- error handling
 - basics, 397
 - contains operator to examine array contents, 404
 - for detecting operating system version, 220
 - incorrect data types, 423–429
 - learning, 427–429
 - limiting choices, 400–408
 - PromptForChoice for, 401–402
 - missing parameters, 398–400
 - missing rights, 408–415
 - missing WMI providers, 415–423
 - out of bounds, 429–431
 - Try/Catch/Finally structure, 409–410
- error message
 - for constant alias, 115–116
 - from dollar sign in variable, 342
 - from failed efforts to create profile, 144
 - from missing parentheses, 127
 - ParameterBindingException, 343
 - suppressing display, 255
 - type mismatch, 343
 - from updating help, 18
 - VariableNotFound, 342
- ErrorMethodology property of Win32_LogicalDisk class, 249
- \$error object, 347
- ErrorRecord class, 255

errors

- constructors and, 154
- divide-by-zero, 597
- from handling large amounts of data, 166–168
- Invalid parameter, 122
- from Invoke-Command, 197
- from job script block, 638
- logic, 564–565
- looking for, 438–439
- from missing closing bracket, 282
- from multiple instances for inputobject parameter, 38–39
- from not supplying distinguishedname, 63
- from null value as argument, 345–346
- from PowerShell workflow, 647
- runtime, 560–564
- syntax, 560
- testing, \$? automatic variable for, 188
- from Throw statement, 346
- from type constraint deviation, 254–255
- from version incompatibility, 155
- WinRM and, 628–629
- writing to log file, 468
- from wrong placement of Param, 348

error stack, clearing, 435

-ErrorVariable parameter, 16

escaping backslash, 158

\$etime variable, 436

evaluating scripts, 479–480

event log, 509–510

- custom, 555
- logging to, 552–555
- monitoring, 552

Example help tag, 290

-examples argument, 24

examples, in cmdlet documentation, 281

Exec method of WshShell object, 130

exiting debug mode, 600

Exit-PSSession cmdlet, 650

Expand-Cab function, 223

ExpandCab.ps1 script, 189

ExpandEnvironmentStrings method of WshShell object, 130

expanding cabinet file, 186

ExpectingInput property of System.Management.Automation.InvocationInfo class, 178

Explore method of Shell.Application object, 186

ExplorerPolicy method of Shell.Application object, 186

Exp method of System.Math class, 181

Export-Alias cmdlet, 650

ExportBiosToCsv.ps1 script, 152

Export-CliXml cmdlet, 370, 375

Export-Console cmdlet, 15, 650

Export-CSV cmdlet, 387, 535–536

Export-Excel function, 352

exporting

- command history, 203–205
- credentials, 370–372
- to XML, 386

Extended Type System (ETS), 135

external dependency, 326

ExternalHelp help tag, 290

F

fan-out commands, 205–208

Farr, Ian, 524–525, 541, 546–547

Favorites folder, path to, 128

feedback, on help documentation, 281

file hashes, counting, 8

\$filepath property, 221

File resource provider, 660

FileRun method of Shell.Application object, 186

files

- output to, 382–383
- searching for string pattern, 243–244
- splitting output to screen and, 383–387

filesystemobject, 152

FileSystem property of Win32_LogicalDisk class, 249

FilterHasMessage.ps1 script, 274

filter parameter of Get-CimInstance cmdlet, 33, 39

filters, 270–275

- to remove folders from cabinet file collection, 191
- for WMI classes by qualifier, 30–33

FilterToday.ps1 script, 274

FindAll method of DirectorySearcher object, 209

FindComputer method of Shell.Application object, 186

FindDisabledUserAccounts.ps1 script, 295–296

FindFiles method of Shell.Application object, 186

finding

- Association classes, 31
- document files, 260
- FSMO role holders, 50–56
- unused user accounts, 68–72
- user accounts, 64–66

FindLargeDocs.ps1 script, 260–261
 FindPrinter method of Shell.Application object, 186
 Finke, Douglas, 243
 Floor method of System.Math class, 181
 folders
 changing, 11
 displaying listing, 3
 for scripts, 515
 for modules, 311–312, 319–322
 temporary, 285–286
 for text file log, 542
 Foldershare, 135
 forceDiscover switch, for Get-ADDomainController cmdlet, 52
 force parameter, 17
 for Format-List cmdlet, 68
 to suppress prompts, 64
 ForEach-Object cmdlet, 87, 113, 344, 447, 449
 ForEach -Parallel workflow activity, 646, 648
 Forest FSMO roles, command for obtaining, 55
 Format-IPOutput function, 266
 Format-List cmdlet, force parameter, 68
 Format-NonIPOutput function, 266
 format.ps1xml files, 377–378
 Format-Table cmdlet
 -autosize parameter, 208
 for Get-PSBreakpoint results, 598
 pipelining fan-out command results to, 206–207
 Format-Table cmdlet (ft alias), 34
 Form feed (f), 93
 for statement, 119, 195
 ForwardHelpCategory help tag, 290
 ForwardHelpTargetName help tag, 290
 FreeSpace property of Win32_LogicalDisk class, 249
 FSMO role holders
 finding, 50–56
 FSOBiosToCsv.ps1 script, 152
 fsutil, 4
 FullName property of System.IO.FileInfo object
 converting to string, 191
 Functionality help tag, 290
 FunctionGetIPDemo.ps1 script, 264
 Function keyword, 116, 189, 234, 237, 248
 function library, 244
 creating, 147–148
 functions, 95, 233–244
 accessing in other scripts, 147–150
 alias for, 118

benefits of changing code to, 263
 business logic encapsulation, 259–261
 calling, 238
 comments for, 117
 creating, 116–120, 234
 for code reuse, 244–246
 for ease of modification, 261–270
 guidelines for writing, 246
 include file and, 148–150
 looping array, 119
 moving inline code into, 262
 naming convention, 145
 verb-noun, 116
 output from, 388–392
 overriding existing commands, 117–118
 passing multiple parameters, 120–126, 248–253, 257–258
 named, 122–126
 with \$args, 120–122
 positional arguments, 239
 priority of, 117
 signature of, 260
 type constraints for parameters, 253–255

G

__GENUS property of Win32_Logical Disk class, 250
 Get-ADDefaultDomainPasswordPolicy cmdlet, 57
 Get-ADDomain cmdlet, 57
 Get-ADDomainController cmdlet, 52–53, 58
 Get-ADForest cmdlet, 56
 GetAdminFunction.ps1 script, 98
 Get-ADObject cmdlet, 59
 Get-ADOrganizationalUnit cmdlet, 63, 216
 Get-ADRootDSE cmdlet, 59
 Get-ADUser cmdlet, 63–64, 66
 wildcard for filter parameter, 68
 Get-Alias cmdlet, 25, 112–113, 124–125, 650
 Get-AllowedComputerAndProperty.ps1 script, 408
 Get-AllowedComputer function, 407–408
 Get-AllowedComputer.ps1 script, 404–406
 Get-ASTScriptProfile.ps1 script, 480
 Get-AuthenticodeSignature cmdlet, 504
 GetBinaryForm method of SecurityIdentifier class, 86
 Get-BiosArgsCheck2.ps1 script, 346
 Get-BiosArgsTrap1.ps1 script, 347
 Get-BiosArray1.ps1 script, 343

Get-BiosArray2.ps1 script

- Get-BiosArray2.ps1 script, 344
- Get-Bios function, 469
- Get-BiosInformationDefaultParam.ps1 script, 399
- Get-BiosInformation.ps1 script, 398
- Get-BiosMandatoryParameter.ps1 script, 351
- Get-BiosMandatoryParameterWithAlias.ps1 script, 354
- Get-BiosParam.ps1 script, 348–350
- Get-Bios.ps1 script, 341, 397, 409, 412
- GetBiosTryCatchFinally.ps1 script, 347–348
- Get-Change function, 452
- Get-ChildItem cmdlet, 184, 260, 377, 434, 445
- Get-Choice function, 401
- Get-ChoiceFunction.ps1 script, 401–402
- Get-CimAssociatedInstance cmdlet, 35, 616
 - inputobject, 38
 - resultclassname parameter, 38
 - viewing objects returned, 40
- Get-CimClass cmdlet, 27, 616
 - classname parameter of, 27–29
- Get-CimInstance cmdlet (gcim), 33, 616, 646
 - filter parameter, 39
 - property parameter, 33
- Get-CimSession cmdlet, 617
- GetCmdletsWithMoreThanTwoAliases.ps1 script, 112
- Get-Command cmdlet, 214, 234, 649
 - cmdlets exported by Active Directory module, 51–52
 - module parameter, 48, 335
- Get-CommandLineOptions function, 441
- GetCommentsFromScript.ps1 script, 481–483
- Get-Comments function, 482
- Get-CompInfo cmdlet, –PSPersist parameter, 653
- Get-CompInfoWorkflowCheckPointWorkflow.ps1 script, 653, 655–656
- Get-CompInfoWorkflowPersist.ps1 cmdlet, 655–656
- Get-ComputerInfo function, 333, 335
- GetComputerInfoWorkFlow.ps1 script, 647–648
- Get-ComputerWmiInformation.ps1 script, 440, 442–444
- Get-Content cmdlet, 196, 198, 219, 382
- Get-Counter cmdlet, 617
- Get-CountryByIP function, 544
- Get-CountryByIP.ps1 script, 543–546
- Get-Credential cmdlet, 160, 370, 514
- GetCurrent method, 84
- GetCurrent method of Security.Principal.WindowsIdentity class, 90, 92, 96, 553
- Get-Date cmdlet, 274, 445, 645
 - for log time stamp, 469
- Get-DirectoryListing function, 257, 258
- Get-DirectoryListingToday.ps1 script, 258
- Get-Discout function, 259
- Get-DiskInformation function, 430
- Get-DiskSpace.ps1 script, 251–252
- Get-Doc function, 260
- GetDrivesCheckAllowedValue.ps1 script, 430–431
- GetDrivesValidRange.ps1 script, 431
- Get-EnabledBreakpointsFunction.ps1 script, 598
- Get-EventLog cmdlet, 555, 617, 623
- Get-EventLogData.ps1 script, 651–658
- Get-ExecutionPolicy cmdlet, 140, 612
- Get-FileHash cmdlet, 8
- Get-FileName function, 482
- GetFolderPath static method from Environment .NET Framework class, 544
- Get-FreeDiskSpace function, 248
- Get-FreeDiskSpace.ps1 script, 248
- Get-GeolP method, 544
- GetHashCode method of SecurityIdentifier class, 87
- Get-Help cmdlet, 17, 116, 292, 335–336, 615
 - cmdlet discovery with, 5
 - help for, 21–23
- Get-History cmdlet, 203, 650
- Get-HotFix cmdlet, 618, 624
- GetInfoByZip method, 254
- GetIPDemoSingleFunction.ps1 script, 262–263
- Get-Ipinfo cmdlet, 382
- Get-IPObjectDefaultEnabledFormatNonIPOutput.ps1 script, 265
- Get-IPObjectDefaultEnabled.ps1 script, 264–265
- Get-IPObject function, 266
- Get-IseSnippet cmdlet, 613
- Get-ItemProperty cmdlet, 100
- Get-Job cmdlet, 635, 636, 639
 - Newest, 640
- Get-Mailbox cmdlet, 387
- Get-Member cmdlet, 35, 40, 180, 388
 - for properties of Win32_Desktop WMI class, 174–175
- Get-MemberOf.ps1 script, 90–91
- Get-MicrosoftUpdates.ps1 script, 305
- Get-ModifiedFiles.ps1 script, 445
- Get-ModifiedFilesUsePipeline2.ps1 script, 449–450
- Get-Module cmdlet, 47, 50, 312, 316, 328
 - ListAvailable parameter, 313, 317, 334
- Get-MoreHelp2.ps1 script, 119

- Get-MoreHelp function, 116
- Get-MoreHelpWithAlias.ps1 script, 118
- Get-MyModule function, 327–329
- GetNames method of System.Enum .NET Framework class, 98
- Get-NetAdapter cmdlet, 640
- Get-NetIPConfiguration cmdlet, 5
- Get-OperatingSystemVersion function, 237, 320
- Get-OperatingSystemVersion.ps1 script, 237–238
- Get-OptimalSize function, 337
- GetOsVersionFunction.ps1 script, 103–105
- Get-OsVersion.ps1 script, 160
- Get-PowerShellRequirements.ps1 script, 6
- Get-PrintConfiguration cmdlet, 618
- Get-Printer cmdlet, 618
- Get-PrinterDriver cmdlet, 618
- Get-PrinterPort cmdlet, 618
- Get-PrinterProperty cmdlet, 618
- Get-PrintJob cmdlet, 618
- Get-Process cmdlet, 106, 151–152, 376–377, 618, 624, 637
- GetProcessesDisplayTempFile.ps1 script, 308
- Get-PSBreakpoint cmdlet, 586, 597–598, 650
- Get-PSCallStack cmdlet (k), 586, 595–596, 650
- Get-PSDrive cmdlet, 421
- Get-PSSession cmdlet, 618, 631
- Get-PSSnapin cmdlet, 650
- Get-PsVersionNet.ps1 script, 78, 78–79
- Get-PsVersionRegistry.ps1 script, 75
- Get-PsVersionRegRead.ps1 script, 77
- Get-PSVersionRemoting.ps1 script, 81
- Get-PsVersionWmi.ps1 script, 78
- Get-PSVersionWorkflow.ps1 script, 80
- Get-Random cmdlet, 154
- GetRandomObject.ps1 script, 153–154
- GetRunningProcess.ps1 script, 107–108
- GetRunningService.ps1 script, 106–107
- Get-ScriptHelp.ps1 script, 475–477, 478
- Get-ScriptVersion.ps1 script, 525–527
- Get-Service cmdlet, 106–107, 151–152, 205–206, 618, 624
- GetServicesInSvchost.ps1 script, 303–304
- GetSetieStartPage.ps1 script, 283–285
- GetSetting method of Shell.Application object, 186
- GetStringValue method, 78
- GetSystemInformation method of Shell.Application object, 186
- GetSystemVersion method of System.Runtime.InteropServices.Services.RunTimeEnvironment .NET Framework class, 100
- Get-TempFile function, 452
- GetTempFileName method, 308, 434, 548–549
- GetTempPath method, 285
- Get-TextStatisticsCallChildFunction-DoesNOTWork-MissingClosingBracket.ps1 script, 242–243
- Get-TextStatisticsCallChildFunction.ps1 script, 241–242
- Get-TextStatistics function, 238, 241
 - \$path variable in, 242
- Get-TextStatistics.ps1 script, 239
- Get-Transaction cmdlet, 650
- Get-Type function, 146
- GetType method, 87, 424
- Get-ValidWmiClass function, 423–426
- Get-ValidWmiClassFunction.ps1 script, 423–426
- GetValue method (.NET), 78
- GetValues method of Enum class, 98
- Get-Variable cmdlet, 341, 650
- get-verb pattern for cmdlets, 7
- Get-Version.ps1 script, 160–161
- get-VM.ps1 script, 414
- Get-Volume function, 158
- GetVolume.ps1 script, 158
- GetVolumeWithCredentials.ps1 script, 158
- Get-WebServiceProxy cmdlet, 543
- Get-WindowsEdition.ps1 script, 527–528
- Get-WindowsFeature cmdlet, 47, 656
- Get-WinEvent cmdlet, 618
- Get-WinFeatureServersWorkflow.ps1 script, 656
- Get-WmiClass2.ps1 script, 122, 124
- Get-WmiClass2WithAlias.ps1 script, 125–126
- GetWmiClassesFunction1.ps1 script, 291–293
- Get-WmiClass function, 121, 123
 - alias for, 124
- Get-WmiClass.ps1 script, 122
- GetWmiData function, 226
- Get-WmiInformation function, 426
- Get-WmiObject cmdlet, 168–169, 251, 469, 618, 624
 - for BIOS information, 348
 - from remote system, 630
 - for connection into WMI, 164
 - pipelining array to, 344
 - to query for __provider WMI class instances, 416, 418
 - to query Win32_LogicalDisk WMI class, 248
 - to query Win32_Volume WMI class, 220

Get-WmiProvider function

- to retrieve Win32_NetworkAdapterConfiguration WMI class instances, 261
- to retrieve Win32_OperatingSystem WMI class instance, 237
- to verify operating system, 56
 - for WMI class listing, 121, 170
- Get-WmiProvider function, 417–418, 422
- Get-WmiProviderFunction.ps1 script, 422–423
- Get-WMIProviders.ps1 script, 168–169
- Get-WSManInstance cmdlet, 618
- gip, 5
- global security group, creating, 61
- global variable, 390–392
 - namespace in, 392–393
- Goude, Niklas, 513–514, 646
- graphical applications, testing, 458–459
- Group-Object cmdlet, 234–236
- Group Policy
 - assigning scripts from within, 513
 - script execution policy deployment with, 499–500
 - script execution policy modified with, 495
 - script execution policy setting with, 412–413
 - Set the default source path for Update-Help, 20
- Group Policy Object (GPO)
 - for logon/logoff script, 507–508
 - for PowerShell deployment, 7
- Group Policy Preferences, scheduled task for Update-Help, 20–21
- Group Policy templates (ADM files), 502
- Group resource provider, 660, 669–671
- groups
 - adding user, 62
 - determining match, 93
 - removing user from, 62
- Groups property of WindowsIdentity object, 84, 85–86
- GUIs, 105, 337
- Gusev, Vasily, 599–601

H

- hash of password, storing in text file, 368–369
- hash table of permissible values, 429
- HasMessage filter, 274
- header for script, 278, 477–478
- HelloUserTimeworkflow.ps1 script, 645
- HelloUserworkflow.ps1 script, 644
- Helmick, Jason, 5–6

- help. *See also* comments
 - for cmdlets, 17, 280–281
 - comment-based, 289–294
 - deploying with scheduled task, 26
 - discovering information in, 21–25
 - documentation from, 475–480
 - keeping up-to-date, 19–20
 - options for, 17
 - updating, 17–19
- Help command (debugger), 596
- Help desk scripts, 517–520
- helpdesk staff, permissions and, 513–514
- help function, 24
- HelpMessage parameter attribute argument, 354
- Help method of Shell.Application object, 186
- \$help variable, 291
- here-string, 190
- Hicks, Jeffery, 479–480
- hierarchical namespace, 162
- Hill, Keith, 314
- hive, 77
- HKEY_CURRENT_USER hive, 556
 - new registry key in, 224–225
- HKEY_LOCAL_MACHINE registry key, 77
- HKEY_LOCAL_MACHINE\SOFTWARE\Microsoft\NET Framework Setup\NDP\v4\Full\Release key value, 100
 - \PowerShell\1\ShellIDs\Microsoft.PowerShell\ExecutionPolicy, 495
- HKLM moniker, 77
- HKLM PowerShell drive, 75
- \$hkln variable, 78
- Hoey, Shane, 375
- Hofferle, Jason, 73–74, 252–253
- Holmes, Lee, 95, 370
- Home directory, variable pointing to, 127
- Horizontal tab (`t), 93
- \$host.ui.PromptForChoice class, 374
- Huffman, Clint, 170
- Hyper-V, 434

I

- identity parameter, 67–68
 - for Get-ADDomainController cmdlet, 53
- IEEERemainder method of System.Math class, 181

- ImpersonationLevel property of WindowsIdentity object, 84
 - Import-Alias cmdlet, 650
 - Import-CliXml cmdlet, 204, 370
 - importing credentials, 370–372
 - Import-Module cmdlet, 50, 213, 316, 328
 - Verbose parameter, 317
 - Import-PSSession cmdlet, 95
 - include file, functions and, 148–150
 - incrementing version control numbers, 527
 - indexing, array, 39
 - infrastructure of WMI, 163
 - InLineGetIPDemo.ps1 script, 261
 - InlineScript activity, 650–651, 656, 657
 - in-progress scripts, documenting, 300–301
 - input, 339. *See also* passwords
 - out of bounds errors from, 429
 - prompt for, 373–374
 - \$input.current property, 271
 - input methods, 340–373. *See also* Param statement
 - best practices, 340
 - connection strings, 372–373
 - reading from command line, 340–348
 - \$args automatic variable for, 340–342
 - multiple values for \$args, 343–347
 - inputobject, for Get-CimAssociatedInstance cmdlet, 38
 - Inputs help tag, 290
 - \$input variable, 271
 - InstallDate property of Win32_LogicalDisk class, 249
 - installed modules, list of, 328
 - installing
 - Active Directory module, 47–48
 - modules, 319–331, 330
 - Remote Server Administration Tools (RSAT), 47
 - Windows PowerShell, 6
 - instancename parameter, for DSC configuration, 663
 - Integrated Scripting Environment (ISE), 329
 - Intellisense, 610–611
 - interactive use of Windows PowerShell, 4
 - international audience, comments and, 297–298
 - Internet Explorer Developer Tools, 458
 - Internet Information Services (IIS)
 - as PWA requirement, 26
 - Windows PowerShell as application, 82
 - Internet zone, 493–495
 - InvalidOperation CategoryInfo field, 157
 - Invalid parameter error, 122
 - InvocationName property of System.Management.Automation.InvocationInfo class, 178
 - Invoke-CimMethod cmdlet, 618
 - Invoke-Command cmdlet, 80, 82, 105, 152, 205, 510, 619, 632–633
 - [ADSIsearcher] and, 212
 - Invoke-Expression cmdlet, 196, 268, 435
 - Invoke-History cmdlet, 204, 650
 - Invoke-WmiMethod cmdlet, 202, 619, 624
 - Invoke-WSManAction cmdlet, 619
 - Io.Path .NET Framework class, 548
 - IPConfig.exe, 5, 381
 - running commands, 10
 - IsAccountSid method of SecurityIdentifier class, 87
 - IsAnonymous property of WindowsIdentity object, 84
 - IsAuthenticated property of WindowsIdentity object, 84
 - ISE. *See* Windows PowerShell ISE
 - IsEqualDomainSid method of SecurityIdentifier class, 87
 - ISE Snippets, 257
 - IsGuest property of WindowsIdentity object, 84
 - IsInRole method of WindowsPrincipal class, 97
 - IsRestricted method of Shell.Application object, 186
 - IsServiceRunning method of Shell.Application object, 187
 - IsSystem property of WindowsIdentity object, 84
 - IsValidTargetType method of SecurityIdentifier class, 87
 - IsWellKnown method of SecurityIdentifier class, 87
- ## J
- jobs in PowerShell, 634–641
 - creating, 20
 - Join-DtcDiagnosticResourceManager cmdlet, 619
 - Join-Path cmdlet, 127–128, 189–190, 285, 322, 533, 544
 - Jones, Don, 26, 516, 521, 585
- ## K
- k command (debugging), 595
 - Kearney, Sean, 23
 - \$key variable, 78
 - keywords, standard set for comments, 306–307
 - Kinect for Windows, 409
 - Klindt, Todd, 108–109

L

- lab environment, 470
- language statement, breakpoint and, 593
- LastErrorCode property of Win32_LogicalDisk class, 249
- LDAP attributes, 62
- LDAPFilter parameter, 63
- LDAP search filter syntax, 209–210
 - resources, 230
- LDIFDE, 471–473
- learning, 106
 - to script, 230
 - Windows PowerShell, 109
- legacy code, migrating to PowerShell, 79
- like operator, 89
- Limit-EventLog cmdlet, 619, 624
- line continuation character, 191, 305
- line number, setting breakpoint on, 588–589
- Line property of System.Management.Automation.InvocationInfo class, 178
- Link help tag, 290
- List command, 596, 600
- loaded modules, listing, 312
- loading modules, 108
- \$localappdata environment variable, 126
- local computer
 - BIOS information from, 33
 - storing scripts in, 515
 - workflow on, 644–645
- LocalMachine, as default for execution policy setting, 503
- locked-out users, locating, 64–66
- Log10 method of System.Math class, 181
- LogChartProcessWorkingSet.ps1 script, 537, 538–539, 542
- LogEvent method of WshShell object, 130
- log files
 - appending to, 532, 536–539
 - Application log, 554–555
 - networked, 548–549
 - from script testing, 456–457
 - from Start-Transcript function, 468–470
 - writing errors to, 468
- logging
 - benefits, 550–552
 - designing approach for, 532–542
 - to event log, 552–555
 - for building maintainable scripts, 541–542

- Out-File cmdlet for, 539–541
 - to registry, 556–557
 - to text files, 531–552
 - directory for storing, 542–546
 - for troubleshooting, 537
- logic errors, 564–565, 585
- logic operators, in LDAP search filter, 210
- Log method of System.Math class, 181
- logoff script, 507
- logon date, listing all users with last, 70
- Logon.ps1 logon script, 510–511
- logon scripts, 507–514
 - items included, 509–510
 - methods of calling, 512–513
 - for Set-ExecutionPolicy cmdlet, 497–498
- LogonScriptWithLogging.ps1 script, 532–534
- Log resource provider, 660
- looping, 247, 595
- looping array, 119
- Lopez, Juan Carlos Ruiz, 236–237, 256, 595

M

- Maheu, Georges, 162, 193
- mailing list, 74
- Major part of operating system version, 102
- major version of script, 527
- MakeCab.exe utility, 189
- makecab.expandcab object, 185
- makecab.makecab object, 183, 185
- Managed Object Format (MOF) file, 660–661
- MandatoryParameter.ps1 script, 400
- mandatory parameters, 350–351, 353, 399–400
- manifest for module, 333
- match operator, 89–90, 93
- MaximumComponentLength property of Win32_LogicalDisk class, 249
- \$MaximumHistoryCount variable, 135
- Max method of System.Math class, 181
- Maxvalue property, 362
- Mayer, Keith, 76
- McGlone, Ashley, 45–46
- MD5, hash creation with, 8
- MeasureAddOneFilter.ps1 script, 271
- MeasureAddOneR2Function.ps1 script, 273
- Measure-Command cmdlet, 448–449, 451–455
- Measure-Object cmdlet, 113

- MediaType property of Win32_LogicalDisk class, 249
 - Mell, Bill, 13
 - memory, requirements for script, 167
 - menu hierarchy, script to create, 146
 - message box from WshShell object, 130–132
 - messages, printing, 221
 - methods
 - overload display, 484
 - static, 179, 180–182
 - metrics for shared drives, 511–512
 - Microsoft.ActiveDirectory.Management
 - .ADOrganizationalUnit object, 216
 - Microsoft Baseline Security Analyzer (MBSA), 222
 - Microsoft Download center, 26
 - Microsoft Fix It blog, 276
 - Microsoft.Office.Interop.Word.WdSaveFormat enumeration, 227
 - Microsoft.PowerShell.Management module, 313
 - Microsoft.PowerShell.Utility module, 313
 - Microsoft SharePoint Portal product, 73
 - Microsoft SkyDrive, for profile, 135
 - Microsoft Systems Center Configuration Manager package, 7
 - Microsoft Visual Studio, 387
 - Microsoft.Win32.Registry .NET Framework class, 78
 - migrating legacy code to PowerShell, 79
 - Minasi, Mark, 381
 - MinimizeAll method of Shell.Application object, 187
 - Min method of System.Math class, 181
 - Minor part of operating system version, 102
 - minor version of script, 527
 - missing data exception, 345
 - missing parameters, 398–400
 - modular code, 226
 - module drive, creating, 324–326
 - ModuleName System.Management.Automation.ScriptInfo object, 178
 - module parameter, 17
 - for Get-Command cmdlet, 48
 - \$modulePath variable, 322–324
 - module repository, centralized, 72
 - modules
 - basics, 311
 - checking for dependencies, 326–329
 - creating, 331–337
 - folder for, 311–312, 319–322
 - for packaging workflow, 643
 - installing, 319–331, 330
 - listing available, 312–314
 - list of installed, 328
 - loading, 316–318
 - for profiles, 146
 - requiring specific, 415
 - structured requirements, 108–109
 - uses for, 314–315
 - using from share, 330–331
 - Module System.Management.Automation.ScriptInfo object, 178
 - MOF files, 663–664
 - Moravec, David, 8–9
 - More.com executable, 117
 - more function, 116
 - Move-ADObject cmdlet, 63
 - MSDN reference library, 193
 - MSDN website, 109
 - MSI packages, local deployment, 515
 - multiple-line comments, 277, 287–288
 - MultiplyNumbersCheckParameters.ps1 script, 361–362
 - Muscetta, Daniele, 501–503
 - MyCommand property of System.Management.Automation.InvocationInfo class, 178
 - My-Function.ps1 script, 564–565
 - My-Test function, 254
- ## N
- named parameters
 - multiple, 122–126
 - vs. positional, 239
 - name parameter, dollar sign (\$) and, 128
 - Name property
 - of Win32_LogicalDisk class, 249
 - of WindowsIdentity object, 84
 - names
 - for functions, 237
 - verb-noun convention for, 116
 - for jobs, 636
 - for parameters, 62
 - for returned job object, 638
 - NameSpace method of Shell.Application object, 187, 188
 - __NAMESPACE property of Win32_Logical Disk class, 250
 - namespaces, 27, 163–166
 - generating list for machine, 164–166

Name System.Management.Automation.ScriptInfo object

- in global variable, 392–393
- hierarchical, 162
- Name System.Management.Automation.ScriptInfo object, 178
- naming conventions, 153
 - for cmdlets, 7
 - standard, 145
- nesting, comments for documenting, 305–306
- .NET assemblies, 135
- .NET Framework, 229
 - classes, 159, 395
 - cmdlets and, 483
 - lack of support, 179–193
 - namespace, 7
 - for reading registry, 78–79
- .NET Framework System.Security.SecureString class, 372
- .NET Framework versions
 - dependencies, 182
 - determining, 101–102
 - history, 109, 505
 - in registry, 100
 - requirements, 100–102
- NETSH, 189
- NetSh Advanced Firewall commands, 230
- network drives, mapping with WshNetwork object, 533
- networked log files, 548–549
- network file share
 - for script repository, 546–547
 - outputting log text file to, 551
- New-ADComputer cmdlet, 60
- New-ADGroup cmdlet, 61
- New-ADOrganizationalUnit cmdlet, 60
- New-ADUser cmdlet, 60, 63
- New-Alias cmdlet, 25, 114, 650
 - description parameter, 114
- New-Cab function, 183, 191
- New-CimInstance cmdlet, 619
- New-CimSession cmdlet, 158, 620
- New-DDF cmdlet, 192
- New-DDF function, 189
- New-EventLog cmdlet, 552–553, 555, 620, 624
- New-IseSnippet cmdlet, 612
- New-Item cmdlet, 114, 142, 323, 533, 556, 571
 - for profile, 144
 - for variables, 126
- New-ItemProperty cmdlet, 556, 571
- new line (^n), 93
- New-LocalGroupFunction.ps1 script, 465–466
- New-LocalUserFunction.ps1 script, 460–461
- New-ModulesDrive.ps1 script, 325–326
- New-Object cmdlet, 182, 209, 455, 483
 - WshShell object instance created with, 77
- New-PSDrive cmdlet, 133, 324, 421
- New-PSSession cmdlet, 620, 631
- New-PSSessionConfigurationFile cmdlet, 513
- New-PSWorkflowSession cmdlet, 620
- New-TempFile.ps1 script, 548–549
- New-TestConnection function, 358–359
- New-Variable cmdlet, 127–128, 650
- New-WebServiceProxy cmdlet, 254, 544
- New-WSManInstance cmdlet, 620
- non-terminating errors, 410, 428
- noprofile switch, 313
- Norman, Richard, 393
- Notepad, 106, 229, 457, 540–541, 569–570
 - editing profile in, 142
 - temporary file display in, 308
- Notes help tag, 290
- not (!) operator, 188, 346
- not operator, 328
- noun in function name, 240
- noun name, changing SID into, 86
- NTFS File System (NTFS) permissions, 363
- null (^0), 93
- \$null variable, 448
- NumberOfBlocks property of Win32_LogicalDisk class, 249

O

- ObjectGUID for the identity parameter, 68
- objects, 163–166
 - storing, 166–167
- OffsetInLine property of System.Management.Automation.InvocationInfo class, 178
- one-line comments, 303–304
- On Error Resume Next statement (VBScript), 427
- Open method of Shell.Application object, 187
- OpenPasswordProtectedExcel.ps1 script, 372
- OpenPasswordProtectedWord.ps1 script, 372–373
- operating system
 - scripting requirements, 102–106
 - verifying for remote domain controller, 56
 - versions, 102, 104
 - compatibility issues, 155–158

- error handling for detecting, 220
- trapping, 160–161
- WMI classes and, 424
- Operations Manager, links for Windows Updates down-loads, 222
- options for cmdlets, 16–17
- [ordered] tag, 565
- organizational units (OU)
 - creating, 60, 63
 - names using special characters, 211
 - retrieving listing of, 216
- OSVersion property of System.Environment .NET Framework class, 102, 103
- \$oupath variable, 63
- OutBuffer parameter, 17
- Out-Default cmdlet, 379–381
- Out-File cmdlet, 190, 220, 382, 548
 - append parameter, 435
 - for logging, 539–541
- Out-GridView cmdlet, 650
- Out-Host cmdlet, 379–381
- Out-Null cmdlet, 308, 323, 556
- out of bounds errors, 429–431
- out-of-range loop, 595
- output, 339, 374–395
 - consistency of, 247
 - to email, 387–388
 - to file, 382–383
 - from functions, 388–392
 - to screen, 376–382
 - splitting to screen and file, 383–387
- outputpath parameter, for DSC configuration, 663
- Outputs help tag, 290
- Outvariable parameter, 17
- overriding existing commands, 117–118
- overwriting log file, 532–534
- Owner property of WindowsIdentity object, 84

P

- Package resource provider, 660
- package.xml file, 222
- paging
 - more function for, 116
 - Windows PowerShell ISE and, 25
- paging parameter, 380
- parallel activities in workflow, 645–648, 651–652

- parameter binding error, Trap statement to catch, 346–347
- ParameterBindingException, 343, 346–347
- Parameter help tag, 290
- parameters, 237
 - aliases for, 354
 - attributes, 353–354
 - creating, 241
 - documenting, 278
 - Intellisense and, 610
 - limiting number, 258
 - listing in ISE, 607
 - mandatory, 350–351, 399–400
 - missing, 398–400
 - multiple named, 122–126
 - names, 62
 - supplying full, 217
 - passing multiple, 120–126, 248–253, 257–258
 - with \$args, 120–122
 - placing limits on, 430–431
 - standard for testing scripts, 460–466
 - type constraints for, 122–123, 253–255
 - validating input, 356–361
 - vs. hard-coding, 247
 - well-defined, 247
- ParameterSetName parameter attribute argument, 353
- ParameterSets System.Management.Automation.Script-Info object, 179
- Parameters System.Management.Automation.ScriptInfo object, 179
- Param statement, 183, 248, 257, 348–362
 - default value assignment in, 399
 - for DSC configuration, 663–673
 - location in script, 348
 - multiple arguments in, 361–362
- parentheses
 - error message from missing, 127
 - in functions, 116
- Parent property of Shell.Application object, 187
- ParseScriptCommands.ps1 script, 485–486
- parsing script files, 480
- partial parameter completion, 183
- passwords, 362–372
 - domain policy for, 57
 - in virtual machine, 472
 - in MOF file, 668
 - prompt for, 367–369
 - as PSCredential object, 669

pasting functions into Function library script

- storing
 - Active Directory Domain Services for, 366–367
 - registry for, 365–366
 - in script, 363–364
 - text file for, 364–365
- for user accounts, 63
- pasting functions into Function library script, 244
- path, 499
 - adding script directory to, 293–294
 - to Favorites folder, 128
 - length on command line, 133
 - in profile, 134–135
 - to Windows Update Log, 126–127
- path parameter, for Get-Content cmdlet, 196
- __PATH property of Win32_Logical Disk class, 250
- \$path variable, 77, 434
- pause in script execution. *See* breakpoints
- PDF document, creating, 376
- performance, process block and, 273–274
- permissions, 513
 - errors from, 561
 - listing required in documentation, 281
 - NTFS File System (NTFS), 363
 - to unlock user account, 65
- persistence points in workflow, 643
- persisting a workflow, 652–658
- Pfeiffer, Mike, 535–536
- ping command, 195, 402–403, 629
- PingComputers.ps1 script, 358–359
- PingIpAddress.ps1 script, 359–360
- pinning Windows PowerShell
 - to desktop taskbar, 605
 - to Start screen and taskbar, 14
- \$pinToStart, 14
- PinToStartAndTaskBar.ps1 script, 14
- \$pinToTaskBar, 14
- pipeline, 71, 352, 393, 435, 444–445, 446–450
 - function in, vs. filter, 270–272
 - for job object, 640
 - performance improvements from technique, 220
 - scope of, 356
- PipelineLength property of System.Management.Automation.InvocationInfo class, 178
- PipelinePosition property of System.Management.Automation.InvocationInfo class, 178
- PipelineVariable parameter, 355
- piping ipconfig / results to text files, 10
- PI property of System.Math class, 182
- PNPDeviceID property of Win32_LogicalDisk class, 249
- Popup method of WshShell object, 130
 - icon values, 132
- portability of functions, 248
- Portable Script Center, 229
- PoshPAIG (PowerShell Audit/Install GUI), 337
- positional arguments, 239
- PositionMessage property of System.Management.Automation.InvocationInfo class, 178
- Position parameter attribute argument, 353
- PowerManagementCapabilities property of Win32_LogicalDisk class, 249
- PowerManagementSupported property of Win32_LogicalDisk class, 249
- PowerShell drives, 133–134
- PowerShell ISE. *See* Windows PowerShell ISE
- Pow method of System.Math class, 181
- prerequisites, listing in comments, 299–300
- presentation, data-gathering functions separated from, 264–265
- printer, sending information to, 387
- printing
 - information to script user, 251
 - messages, 221
- production code, 275. *See also* code
- profile configuration, 111–140
 - alias creation, 112–116
 - function creation, 116–120
 - PSDrives, 133–134
 - variables creation, 126–133
- profiles
 - choosing correct, 141–143
 - creating, 141–145
 - modules for, 146
 - as script, 139
 - uses, 145–146
 - working with, 134–139
- \$profile variable, 142
- program ID, from COM object, 182
- program logic, 259
- programming, 236. *See also* code
- programming language, 309
- progress indicator
 - for workflow, 653–654
 - Write-Debug statement for, 188
- prompt
 - for input, 373
 - for password, 367–369

PromptForChoice method, 401–402
 prompt function, in profile, 134
 properties
 –contains operator for testing, 406–408
 retrieving all associated with user object, 70
 static, 180–182
 variables to store, 35
 Windows PowerShell display of, 221
 __PROPERTY_COUNT property of Win32_Logical Disk class, 250
 property parameter of Get-CimInstance cmdlet, 33
 ProtectedFromAccidentalDeletion parameter, 61
 ProviderName property of Win32_LogicalDisk class, 249
 providers in WMI, 168–169
 __provider WMI class, 416–417
 properties, 418–419
 Prox, Boe, 337
 \$PSBoundParameters automatic variable, 160
 PSBreakpoints, 585
 psc1 file extension, 15
 –PSComputerName parameter, for PowerShell workflow, 647
 PSConsole file, 15
 PSCredential object, 368, 370
 password as, 669
 PSCX (PowerShell Community Extensions), 315
 PS drives, 133–134
 creating, 421
 naming convention for, 145
 PSDscAllowPlainTextPassword setting, 666
 \$pshome automatic variable, 377
 .psm1 extension, 331
 \$PSModulePath, 324
 PSModulePath environment variable, 48, 321
 PSParser class, 487
 Tokenize method, 484–486
 PSScheduledJob module, 20
 PSSession, on remote computer, 56
 PSStatus propertyset of Win32_Logical Disk class, 250
 \$PSVersionTable variable, 79, 81, 313
 Purpose property of Win32_LogicalDisk class, 249

Q

qualifier, dynamic, 32
 query, Active Directory, 208–217

[ADSISearcher] for, 209
 cmdlets for, 213–214
 command line for, 214–217
 QueryComputersPromptForPassword.ps1 script, 367–368
 QueryComputersUseCredentialsFromADDS.ps1 script, 366–367
 QueryComputersUseCredentialsFromRegistry.ps1 script, 365–366
 QueryComputersUseCredentialsFromText.ps1 script, 364–365
 QueryComputersUseCredentials.ps1 script, 363–364
 Query parameter, 171
 Quit command, 600
 quitting debugging session, 588
 QuotasDisabled property of Win32_LogicalDisk class, 250
 QuotasIncomplete property of Win32_Logical Disk class, 250
 QuotasRebuilding property of Win32_Logical Disk class, 250
 quotation marks for strings, 124

R

Rahim, Ibrahim Abdul, 439, 455, 458
 range operator (..), 113
 readability of scripts, 309–310
 Read-Host cmdlet, 238, 367, 373
 AsSecureString parameter, 368
 ReadHostQueryDrive.ps1 script, 373–374
 ReadHostSecureStringQueryWmi.ps1 script, 368
 reading text file, 196–203
 read mode, 590–592
 read-only aliases, making, 114–115
 read-only cmdlet, deleting, 115
 read-only variables, 126
 readwrite mode, 591–592
 Receive-DtcDiagnosticTransaction cmdlet, 620
 Receive-Job cmdlet, 621, 635, 638
 –Keep, 641
 Receive-PSSession cmdlet, 621
 RecursiveWMINameSpaceListing.ps1 script, 164–166
 Recycle Bin, for Active Directory, 71
 redirection operators, 531
 ReferenceEquals method of System.Math class, 181
 RefreshMenu method of Shell.Application object, 187

RegDelete method of WshShell object

- RegDelete method of WshShell object, 130
- Register-CimIndicationEvent cmdlet, 621
- Register-PSSessionConfiguration cmdlet, 514
- Register-WmiEvent cmdlet, 621, 624
- registry
 - logging to, 556–557
 - logon scripts writing to, 509
 - modifying to enable or disable script execution policy, 495–496
 - modifying values through, 175–179
 - .NET Framework version in, 100
 - for password storage, 365–366
 - PowerShellVersion value, 75
 - reading, 75
 - .NET for, 78–79
 - RegRead for, 77
 - WMI for, 77–78
 - reading and writing to, 159
 - searching for WMI provider registration, 420–421
- registry resource provider, 660, 664
- RegRead method of WshShell object, 130
- regular expression
 - for IP address, 359
 - pattern, 358
- RegWrite method of WshShell object, 130
- __RELSPATH property of Win32_Logical Disk class, 250
- remote computer
 - checking status of services, 152
 - for cross-domain situation, 158
 - fan-out commands for, 205–208
 - help desk scripts for troubleshooting, 517
 - limiting data returned from, 33–34
 - PSSession on, 56
 - retrieving information from, 107
 - running single PowerShell command, 632–634
- Remote Desktop, 199–200
 - Windows Firewall and, 201
- remote domain controller, verifying operating system for, 56
- RemoteHelpRunSpace help tag, 290
- remote PowerShell session, credentials for, 55
- Remote Procedure Call (RPC), 82
- Remote Server Administration Tools (RSAT), 49
 - installing, 47
- remote servers, restarting services on, 173
- RemoteSigned script execution policy, 140, 493, 495, 502
- remote Windows PowerShell session, creating, 629–632
- RemoteWMI_SessionNoDebug.ps1 script, 561–562
- remoting, 81–82, 315
 - classic, 615–626
 - server connection for Active Directory module access, 48–49
 - Windows PowerShell Workflow for, 80
- Remove-ADGroupMember cmdlet, 62
- Remove-CimInstance cmdlet, 621–622
- Remove-CimSession cmdlet, 622
- Remove-Computer cmdlet, 622, 624
- Remove-EventLog cmdlet, 622, 624
- Remove-Item cmdlet, 115
- Remove-Item snippet, 613
- Remove-Job cmdlet, 636
- Remove-OutputFile function, 286
- Remove-Printer cmdlet, 622
- Remove-PrinterDriver cmdlet, 622
- Remove-PrinterPort cmdlet, 622
- Remove-PrintJob cmdlet, 622
- Remove-PSBreakpoint cmdlet, 586, 601, 650
- Remove-PSSession cmdlet, 213, 622, 631–632
- Remove-PSSnapin cmdlet, 650
- Remove-Variable cmdlet, 128, 391, 650
- Remove-WmiObject cmdlet, 622, 624
- Remove-WSManInstance cmdlet, 622
- Rename-ADObject cmdlet, 60
- Rename-Computer cmdlet, 622, 624
- renaming sites in Active Directory, 59–60
- repeatability
 - and decision to script, 73
 - of scripts, 219–223
- Repeat command, 596
- reporting scripts, 516
- \$report variable, 434
- repository for scripts, 524, 546–547
- Representational State Transfer (REST) web services, 455
- RequireModuleVersion.ps1 script, 415
- #Requires directive, 108
- RequiresModule.ps1 script, 108
- #requires statement, 83–84, 326–327, 413–415
- Reset method of Win32_LogicalDisk class, 249
- Resolve-ZipCode function, 254
- Resolve-ZipCode.ps1 script, 254
- resource management, 409
- resources in WMI, 162
- Restart-Computer cmdlet, 622, 624
- restarting services, on remote servers, 173

Restart-PrintJob cmdlet, 622
 restricted endpoint, 513
 Restricted script execution policy, 140, 412, 492, 501
 Resultant Set of Profiles (RSOP), 144
 resultclassname parameter for Get-CimAssociatedInstance cmdlet, 38
 \$Results variable, eliminating from script, 167
 Resume-PrintJob cmdlet, 622
 Retrieve-Job cmdlet, 639
 return
 behavior of, 267–270
 code capture from dialog box interaction, 131–132
 return (r), 93
 Return statement, 465
 ReturnValue property, 283
 reusing code, 147, 226
 functions for, 244–246
 verbose style for, 247
 revision of operating system, 102
 Rich Text Content Controls, 376
 Riedel, Alexander, 529
 rights
 checking for, 412–413
 error handling for missing, 408–415
 for module install, 319
 to run query, 156
 Ring, Jan Egil, 19, 26
 Role help tag, 290
 Rottenberg, Hal, 134–139
 Round method of System.Math class, 181
 RSAT (Remote Server Administration Tools), 49
 installing, 47
 RSS-feed, on new help releases, 20
 Run As Different User, 65
 Run As Different User dialog box, 626
 Run method of WshShell object, 130
 runtime errors, 560–564
 RuntimeException class, 346

S

Sajid, Osama, 602
 SamAccountName for Get-ADUser cmdlet, 67
 SAPIEN Technologies, 529
 saveas method of Word.Document object, 227
 Save-Help cmdlet, 20
 SaveWmiInformationAsDocument.ps1 script, 225–229,
 227
 SaveWordData function, 227
 saving BIOS information to CSV file, 152
 scheduled task, deploying help with, 26
 Schwinn, Dave, 386
 scope
 for execution policy, 503
 for pipeline, 356
 for PowerShell drive, 325
 for script execution policy, 140
 for variable, 390
 screen
 output to, 376–382
 splitting output to file and, 383–387
 script block, curly bracket for opening and closing, 242
 ScriptBlock System.Management.Automation.ScriptInfo
 object, 179
 Script Center Script Repository, 26
 Script Encoder for the Windows Script Host, 529
 script execution policies, 139, 150, 330, 412, 491–495
 default value, 496
 deploying, 495–500
 Group Policy for, 499–500
 purpose of, 492
 settings options, 492–493
 and snippets, 612
 ScriptFolderConfig.ps1 script, 661–662
 ScriptFolderVersion.ps1 script, 664
 ScriptFolderVersionUnzipCreateUsersAndProfile.ps1
 script, 669–671
 ScriptFolderVersionUnzip.ps1 script, 665–666
 scripting
 collaboration in, 229–230
 enabling, 139–140
 methodology, 159
 structured requirements
 applications, 106–108
 modules, 108–109
 operating system, 102–106
 security, 83
 tracking opportunities, 229
 “scripting guy” role, 73–74
 Scripting Guys Script Repository, 478
 scripting pitfalls
 cmdlet support absence, 151–153
 complicated constructors, 153–154
 listing WMI providers, 168–169

Script-level scope

- .NET Framework support absence, 179–193
- objects and namespaces, 163–166
- version compatibility issues, 155–158
- WMI classes, 169–179
- WMI support absence, 162–163
- Script-level scope, 391
- script-level tracing, 568–572
- ScriptLineNumber property of System.Management.Automation.InvocationInfo class, 178
- ScriptName property of System.Management.Automation.InvocationInfo class, 178
- Script resource provider, 660
- \$scriptRoot variable, 556
- scripts
 - accessing functions in other, 147–150
 - benefits, 217–229
 - adaptability, 225–229
 - documentability, 223–225
 - repeatability, 219–223
 - database of, 229
 - evaluating, 479–480
 - evaluating need for, 195–217
 - folder for, 515
 - header section, 278
 - for organization unit creation, 61
 - parsing, 480
 - readability of, 309–310
 - reasons for failure, 551
 - reasons for writing, 105–106
 - risk of damage from, 433
 - risk of deleting wrong version, 527
 - running, disabled by default, 11
 - signing, 71
 - suspending execution, 578
 - testing, 61
 - tracking and coordinating development, 73
 - verifying integrity, 71
 - writing process, 95
- script types
 - diagnostic, 516
 - Help desk scripts, 517–520
 - logon scripts, 507–514
 - reporting scripts, 516
 - stand-alone scripts, 515–516
- Search-ADAccount cmdlet, 64–65
- SearchAllComputersInDomain.ps1 script, 305
- searchbase parameter, for Get-ADUser cmdlet, 68
- SearchForWordImages.ps1 script, 297
- searching files for string pattern, 243–244
- secure string, 368
- security, 498–499, 524, 547
 - issues, 11–13
- Security.Principal.WindowsBuiltInRole .NET Framework enumeration, 97–98
- Security.Principal.WindowsIdentity .NET Framework class, 84
 - GetCurrent method, 96, 553
- selection object, 226
- Select-Object cmdlet, 316
- self-containment of function, 247
- semicolon (;), to separate commands on single line, 10
- Send-DtcDiagnosticTransaction cmdlet, 622
- SendKeys method of WshShell object, 130
- Send-MailMessage cmdlet, 387, 388
- Sequence workflow activity, 649, 656–658
- __SERVER property of Win32_Logical Disk class, 250
- service pack level, determining for client workstations, 28
- Service resource provider, 660
- services, 170–173
 - restarting on remote servers, 173
 - script for stopping and starting, 170
- ServiceStart method of Shell.Application object, 187
- ServiceStop method of Shell.Application object, 187
- sessions, removing unused, 213
- Set-ADAccountPassword cmdlet, 64
- Set-ADObject cmdlet, 60
- Set-Alias cmdlet, 114, 650
- Set-AuthenticodeSignature cmdlet, 504
- Set-CimInstance cmdlet, 622
- Set-ExecutionPolicy cmdlet, 139, 324, 413, 495, 496–498, 502
 - logon script for, 497–498
- Set-ieStartPage function, 282
- Set-Item cmdlet, 126
- ! SET keyword, to preface variable assignments, 572
- Set-LocalGroupFunction.ps1 script, 462–464
- Set-Location cmdlet, 133, 629
- SetMultiStringValue method, 283
- Set-Number function, 356, 357
- SetPowerState property of Win32_LogicalDisk class, 249
- Set-PrintConfiguration cmdlet, 623
- Set-Printer cmdlet, 623
- Set-PrinterProperty cmdlet, 623
- Set-PSBreakpoint cmdlet, 586, 588–591, 600, 602, 650

- Action parameter, 592
- Command parameter, 593
- Set-PSDebug cmdlet, 565, 567–585, 568–569, 650
 - step parameter, 574, 578
 - strict mode, 581–582
 - tracing problems in, 580–581
- Set-PSSessionConfiguration cmdlet, 514
- Set-SaverTimeout.ps1 script, 175, 179
- Set-ScreenSaverTimeout function, 175
- SetScriptExecutionPolicy.vbs script, 498
- Set-Service cmdlet, 623, 624
- SetServicesConfig.ps1 script, 672
- Set-StrictMode cmdlet, 479, 583–584, 650
- SetStringValue method, 283
- SetTime method of Shell.Application object, 187
- settings, 173–175
- Set-TraceMode cmdlet, 650
- Set-Variable cmdlet, 126, 128, 650
- set-verb pattern for cmdlets, 7
- Set-WmiInstance cmdlet, 623, 624
- Set-WSManInstance cmdlet, 623
- SharePoint page, 74
- sharing automated fixes, 253
- Shell.Application object, 186–187–188, 458
- Shell, Brandon, 246, 276
- ShellExecute method of Shell.Application object, 187
- shortcut keystroke. *See* aliases
- ShowBrowserBar method of Shell.Application object, 187
- Show-Command cmdlet, 25
- Show-EventLog cmdlet, 623–624
- shutdown scripts, 513
- ShutdownWindows method of Shell.Application object, 187
- Siddaway, Richard, 498–499
- SID value
 - of group, obtaining, 86
 - for identity parameter, 67
- Siepsner, Gary, 352, 409
- signature of function, 260
- signing scripts, 71, 504–505, 524
- Sign method of System.Math class, 182
- Simple Object Access Protocol (SOAP), 455
- SimpleTypingErrorNotReported.ps1 script, 582
- SimpleTypingError.ps1 script, 581–582
- single-line comments, 277–287
 - creating, 288–289
- Sinh method of System.Math class, 182
- Sin method of System.Math class, 182
- sites, renaming in Active Directory, 59–60
- Size property of Win32_LogicalDisk class, 250
- SkyDrive, 136
- snippets, 611–614
 - creating, 612–613
 - user-defined, removing, 613–614
- Snover, Jeffrey, 6, 23, 81–82, 95, 105–106
- software
 - removing from servers, 201–202
 - version control, 529–530
- Software Update Services (SUS), for PowerShell deployment, 7
- SolarWinds Network Configuration Manager, 15
- source control, 521–522
- source control repository, 522
- special characters
 - avoiding in organizational unit names, 212
 - LDAP search filter, 211
- SpecialFolders method of WshShell object, 130
- SpecialFolders property of WshShell object, 129
- split method of System.String class, 321–322
- Split-Path cmdlet, 184
- Split-Path function, 285
- Sqrt method of System.Math class, 182
- StackOverflow, 315
- Stahler, Wes, 511–512
- stand-alone scripts, 515–516
- Standard Operating Procedure (SOP) documents, 76
- Start-DscConfiguration cmdlet, 663–665, 671
- starting services, script for, 170
- Start-Job cmdlet, 634, 638–639
- startmode of service, 7
- Start | Run | PowerShell, 7
- Start screen, pinning Windows PowerShell to, 14
- Start-Transaction cmdlet, 176, 650
- Start-Transcript cmdlet, 550, 630–631, 650
- Start-Transcript function, log file from, 468–470
- static methods, 179, 180–182
- static properties, 180–182
- StatusInfo property of Win32_Logical Disk class, 250
- Status property of Win32_Logical Disk class, 250
- stdRegProv WMI class, 77, 78
- Step-into command (s), 596, 600
- Step-out command (o), 596
- Step-over command (v), 596
- stepping through script, 572–581
 - turning off, 581

- Stewart, Bill, 427–429
- \$stime variable, 434
- Stop command (q), 596
- Stop-Computer cmdlet, 623, 624
- stopping services, script for, 170
- Stop-Process cmdlet, 151, 352
- Stop-Transcript cmdlet, 469, 550, 650
- storing objects, 166–167
- Stranger, Stefan, 222–223
- Streams.exe Windows SysInternals utility, 494
- strict mode, 256, 581–584
 - disabling, 582
- string
 - converting to WMI class, 424
 - displaying on screen, 378–379
 - wildcard search of, 89
- StringArgsArray1.ps1 script, 344–345
- StringArgs.ps1 script, 343–344
- string pattern, searching files for, 243–244
- subroutines, vs. functions, 233–234
- __SUPERCLASS property of Win32_Logical Disk class, 250
- SupportsDiskQuotas property of Win32_Logical Disk class, 250
- SupportsFileBasedCompression property of Win32_Logical Disk class, 250
- suppressing error message display, 255
- suspending script execution, 578
- Suspend method of Shell.Application object, 187
- suspend parameter, 11
- Suspend-PrintJob cmdlet, 623
- Suspend-Workflow workflow activity, 649
- Switch_DebugRemoteWMIssion.ps1 script, 563–564
- switch statement, 401, 564
- Syncplicity, 135
- Synctoy, 135
- Synopsis help tag, 290
- syntax errors, debugging, 560
- SystemCreationClassName property of Win32_Logical Disk class, 250
- System.Diagnostics.Process .NET Framework object, 637
- System.DirectoryServices.DirectorySearcher class, 208
- System.Enum .NET Framework class, GetNames method of, 98
- System.Environment .NET Framework class, 104
 - OSVersion property, 102–103
- System.IO.FileInfo object, 135
 - basename property, 322
 - FullName property, converting to string, 191
- System.IO.Path .NET Framework class, 285, 434
- System.Management.Automation.InvocationInfo class
 - properties, 178
- System.Management.Automation.LineBreak .NET Framework class, 588, 589
- System.Management.Automation.ScriptInfo object, 177–178
 - properties, 178–179
- System.Management.ManagementClass .NET Framework class, 423
 - object creation, 425
- System.Math class
 - obtaining members of, 180
 - static members, 180–182
- SystemName property of Win32_Logical Disk class, 250
- System Properties dialog box (Windows 8), 199
- System.Runtime.InteropServices.RuntimeEnvironment .NET Framework class, GetSystemVersion method of, 100
- System.Security.Cryptography.HashAlgorithm class, 8
- System.Security.Principal.NTAccount class, 87
- System.Security.Principal.WindowsIdentity class
 - GetCurrent static method, 90, 92
- System.Security.SecureString .NET Framework class, 368
- system state, cmdlets to change, 11
- System.String class, split method, 321–322
- System.SystemException class, 255
- System.TimeSpan .NET Framework class, 448
- System.Version class, 103

T

- tab character, 265
- Tabdilio, Mark, 275–276
- tab expansion, 561, 610–611
 - for module name completion, 316–317
- Tanh method of System.Math class, 182
- Tan method of System.Math class, 182
- taskbar, pinning Windows PowerShell to, 14
- tasks, automation of routine, 73–74
- TechNet Script Center, 26, 41, 109
- Tee-Object cmdlet, 383–385, 543–546, 550
 - variable parameter for, 385
- temporary file
 - for log file, 548

- Notepad for displaying, 308
- temporary folders, 285–286
- terminating errors, 410, 428
- TestAdminCreateEventLog.ps1 script, 553–554
- Test-ComputerPath.ps1 script, 403
- Test-Connection cmdlet, 358, 562, 623, 624
- Test-DscConfiguration function, 671
- testing
 - code, 99
 - errors, \$? automatic variable for, 188
 - for .NET Framework version, 101
 - software in PowerShell, 439–440
- testing scripts, 61
 - advanced, 470–472
 - basic syntax checking, 433–444
 - comparing speed of two, 447–449
 - displaying results, 456
 - documenting process, 442–444
 - evaluating performance of different versions, 450–457
 - against known data, 471
 - log from Start-Transcript function, 468–470
 - looking for errors, 438–439
 - performance of, 444–459
 - reducing code complexity, 449–450
 - running script, 440–441
 - standard parameters for, 460–466
 - store and forward approach, 445–446
 - Test-Path cmdlet for, 149
 - total running time for, 436
- Test-IsAdminFunction.ps1 script, 96–97
- Test-IsAdministrator function, 553
- Test-IsInRole.ps1 script, 99
- Test-ModulePath function, 320
- Test-Path cmdlet, 93, 149, 286, 320, 420, 421, 533
- Test-ScriptHarness.ps1 script, 433, 436–437
- Test-Script.ps1 script, 497
- Test-Scripts function, 451
- Test-TwoScripts.ps1 script, 451–455
 - log from, 457
- Test-WSMan cmdlet, 623, 628
- text files, 340
 - hash of password stored in, 368–369
 - logging to, 531–552
 - directory for storing, 542–546
 - output to, 382
 - for password storage, 364–365
 - pipng ipconfig / results to, 10
 - reading, 196–203
 - redirecting cmdlet output to, 59
 - width parameter for output, 540
- Throw statement, 188, 346
- TileHorizontally method of Shell.Application object, 187
- TileVertically method of Shell.Application object, 187
- TimeSpan object, 450
- time stamp
 - converting, 394
 - in log file, 469, 533
- TODO: tags, 307
- ToggleDesktop method of Shell.Application object, 187
- Tokenize method of PSParser class, 484–486
- Token property of WindowsIdentity object, 84
- ToString method, 86, 87
- Trace-Command cmdlet, 650
- \$trace variable, 538
- tracing, script-level, 568–572
- tracking
 - changes with version control, 523
 - script changes, 527–528
- transactions, registry modification with, 176
- TranscriptBios.ps1 script, 469–470
- transcript tool in PowerShell, 630–631
- Translate method, 86–87, 93
- trapping operating system version, 160–161
- Trap statement, 254–255, 346–347, 410
- TrayProperties method of Shell.Application object, 187
- TroubleShoot.bat script, 10
- troubleshooting. *See also* debugging; errors; testing
 - scripts
 - logging for, 537, 541
 - missed closing bracket, 242
 - version control and, 523
- Truman, Jeff, 15–16
- Truncate method of System.Math class, 182
- Trusted Internet zone, 515
- Trusted Sites zone, adding script share to, 495
- Try/Catch/Finally construction, 347, 410–412
- Tsaltas, Dean, 280
- Turn On Script Execution Group Policy setting, 139
- two-letter aliases, 113
- Tyler, Jonathan, 99–100
- type constraints for parameters, 122–123, 253–255
- type mismatch error message, 343
- TypeText method, 226

U

- unapproved verbs, 317–318
- UnboundArguments property of System.Management.Automation.InvocationInfo class, 178
- Undefined execution policy, 503
- UndoMinimizeALL method of Shell.Application object, 187
- Undo-Transaction cmdlet, 650
- uninitialized variable, 582
- universal group, creating, 62
- Universal Naming Convention (UNC) path, 548
- Universal Naming Convention (UNC) shares, Internet zone and, 495
- Unlock-ADAccount cmdlet, 65
 - confirm parameter, 66
- unlocking user accounts, 64–66
- Unrestricted script execution policy, 140, 493, 499, 502
- unused sessions, removing, 213
- unused user accounts, finding, 68–72
- unzipping compressed file, 665
- Update-Help cmdlet, 17
- UpdateHelpTrackErrors.ps1 script, 18–19
- updating help, 17–19
- UseADCmdletsToCreateOuComputerAndUser.ps1 script, 61
- use case scenario, 397
- UseGetMemberOf.ps1 script, 91, 92–95
- User Account Control (UAC), 83, 408
- user accounts
 - creating, 60
 - disabled, 63
 - finding, 66–68
 - enabling, 63–64
 - finding and unlocking, 64–66
 - finding unused, 68–72
- user-defined snippets, 612
 - removing, 613–614
- user interfaces, automating tests in, 459
- user management in Active Directory module, 60–63
- user objects
 - properties for, 69
 - retrieving all properties associated with, 70
 - whenCreated property, 69
- user preferences for restricted execution policy, 139
- %UserProfile% location, 330
- User property of WindowsIdentity object, 84
- User resource provider, 660, 669

- user rights, 155
- users
 - adding to group, 62
 - detecting current, 84–95
 - detecting roles, 96–100
 - interaction with cmdlet help, 281
 - listing all with last logon date, 70
 - removing from group, 62
- Use-Transaction cmdlet, 650
- UseTransaction switch, 176

V

- ValidateCount parameter attribute, 360
- ValidateLength parameter attribute, 360
- ValidateNotNullOrEmpty parameter attribute, 361–362
- ValidateNotNull parameter attribute, 361
- ValidatePattern attribute, 358–359, 360
- ValidateRange parameter, 360, 430
- ValidateRange.ps1 script, 357
- ValidateScript parameter attribute, 360
- ValidateSet parameter attribute, 361
- validating parameter input, 356–361
- ValueFromPipelineByPropertyName parameter attribute argument, 353
- ValueFromPipeline parameter attribute argument, 353
- ValueFromRemainingArguments parameter attribute argument, 353
- Value method of SecurityIdentifier class, 87
- values, passing to function, 238
- \$value variable, 78
- VariableNotFound error message, 342
- variables
 - assigning returned job object to, 638–639
 - assigning value to, 126
 - changing value in suspended script, 579
 - CIM instance in, 35
 - creating, 126–133
 - global, 390–392
 - names, 145
 - dollar sign and, 341–342
 - property selection in, 35
 - ! SET keyword to preface assignments, 572
 - setting breakpoint on, 589–593
 - uninitialized, 582
- VBScript, 159, 394
 - classic function example, 233

- error handling, 427
- Verb menu, 146
- Verb-Noun pattern, 7, 116
- Verbose parameter, 16, 176, 462–464
- \$verbosePreference variable, 420
- verbose style, code reuse, 247
- verbs
 - for cmdlets, 7
 - for functions, 234
 - choosing, 240
 - unapproved, 317–318
- verifying script integrity, 71
- version control
 - avoiding new errors, 522
 - incrementing numbers, 527
 - internal number in comments, 525–528
 - reasons for, 521–528
- version control software, 529–530
- versions of operating system
 - compatibility issues, 155–158
 - trapping, 160–161
- versions of script, evaluating performance of different, 450–457
- Vertical tab (`v), 93
- virtual machine, 5, 434
 - passwords in, 472
 - for script testing, 471
- Visibility System.Management.Automation.ScriptInfo object, 179
- Visual SourceSafe (VSS), 529
- VMware plugin, 13
- VolumeDirty property of Win32_Logical Disk class, 250
- VolumeName property of Win32_Logical Disk class, 250
- VolumeSerialNumber property of Win32_Logical Disk class, 250

W

- Wait-Job cmdlet, 639
- Walker, Jason, 166–168
- Wbemtest.exe, 415
- Web Application Services Platform (WASP), 459
- Web Services Description Language (WSDL), 254, 544
- web services, testing, 455
- websites, testing, 458
- whatif parameter, 11, 16, 247, 460, 464–467
- whenCreated property, for user object, 69

- Where-Object cmdlet (?), 107, 121, 191, 449, 598, 614
- width parameter, for text file output, 540
- wiki page, 74
- wildcards, 607
 - * (asterisk), 24
 - for filter parameter of Get-ADUser cmdlet, 68
 - Get-CimInstance cmdlet and, 35
 - for Get-Command cmdlet search, 214
 - for module name completion, 316–317
 - for string search, 89
- Wilhite, Brian, 28, 49–50, 201
- Willett, Andrew, 550–552
- Wilson, Ed, 23
- Win32_Bios WMI class, 343
 - properties available, 33
- Win32_ComputerSystem Windows Management Instrumentation (WMI) class, 434
- Win32_DefragAnalysis management object, 221
- Win32_Desktop WMI class
 - for desktop settings, 173
 - properties, 174–175
- Win32_LogicalDisk class, 248–249
- Win32_NetworkAdapterConfiguration WMI class
 - retrieving instances, 261
- Win32_OperatingSystem management object, 160
- Win32_PingStatus WMI class, 402–403
- Win32_Process class, 35
- Win32_Product WMI class, 417
- Win32_UserAccount WMI class, 35, 37
- WIN32_Volume Windows Management Instrumentation (WMI) class, 155
- Windows 7, 6
- Windows 8, 14, 381
 - Remote Settings, 199
- Windows 8.1 client, 6
- Windows Automation Snap-in, 459
- WindowsFeature resource provider, 660
- Windows Firewall, Remote Desktop and, 201
- WindowsIdentity object, 553
 - creating, 90
 - Groups property, 85–86
 - properties, 84
 - returning instance of, 84
- Windows Internet Explorer, 493–495
- Windows Management Instrumentation (WMI), 201
 - coded values for registry tree, 77–78
 - connecting to namespace, 415
 - for reading registry, 77–78

Windows Management Instrumentation (WMI) classes

- lack of support, 162–163
- listing providers, 168–169
- obtaining specific data, 251
- remoting, 82
- Windows Management Instrumentation (WMI)
 - classes, 169–179
 - CIM cmdlets exploration with, 27–33
 - deprecated, 31
 - filtering classes by qualifier, 30–33
 - filtering out unwanted names, 121
 - output clean-up, 34
 - retrieving instances, 33
- Windows Management Instrumentation Tester (Wbem-Test), 415–423
- Windows Media Player scripting object model, 182
- Windows method of Shell.Application object, 187
- Windows, names and versions, 104
- Windows PowerShell
 - accessing, 14
 - basics, 3–4
 - benefits of using, 13, 23–24, 318–319
 - configuring, 15–16
 - deploying, 7
 - identifying version, 75
 - installing, 6
 - intrinsic techniques, 79–82
 - jobs, 634–641
 - learning, 5, 109
 - location for module search, 48
 - payback from automation, 76
 - script for checking prerequisites, 6
 - syntax and WMI Query Language (WQL) syntax, 158
 - vs. other scripting languages, 394
- Windows PowerShell Community Extensions (PSCX), 134, 315
- Windows PowerShell console, 606
- Windows PowerShell debugger, 590. *See also* debugging
 - commands for, 596
- Windows PowerShell drives. *See* PS drives
- Windows PowerShell formatter, 540
- Windows PowerShell ISE
 - debugging with, 602–603
 - loading workflow in, 644–645
 - module creation in, 331
 - navigating, 606–608
 - pager and, 25
 - profile and, 141
 - running, 605–611
 - script pane, 608–609
 - snippets, 611–614
 - syntax error detection, 560
 - tab expansion and Intellisense, 610–611
 - for testing, 440
- Windows PowerShell remoting. *See* remoting
- Windows PowerShell Web Access (PWA), 26
- Windows PowerShell workflow, 643. *See also* workflow
- WindowsPrincipal class, IsInRole method of, 97
- WindowsProcess resource provider, 660
- Windows Remote Management (WinRM), 626–634
- WindowsSecurity method of Shell.Application object, 187
- Windows Server 2012, installing Active Directory module on, 47
- Windows Server 2012 R2, 6
 - running in core mode, 3
- Windows Update, 222
- Windows Update Log, storing path to, 126–127
- Windows Vista
 - user Personal folder on, 142
 - user rights, 155
- WindowSwitcher method of Shell.Application object, 187
- Windows Workflow Foundation, 643
- WinRM (Windows Remote Management), 626–634
- WMI providers
 - missing, 415–423
 - searching registry for registration, 420–421
- WMI Query Language (WQL), 170
 - Windows PowerShell syntax and, 158
- Word.Application object, 226
- Word.Document object, saveas method, 227
- workarounds, 157
- workflow, 516
 - activities in, 648–652
 - checkpoint in, 652–655
 - cmdlets
 - as activities, 649
 - disallowed from core modules, 650
 - as InlineScript activities, 650–651
 - cool features, 657
 - for parallel PowerShell, 645–648
 - on local computer, 644–645
 - parallel activities, 651–652
 - persistence points in, 643
 - reasons to use, 643–645

- requirements, 644
- sequence activity in, 656–658
- workflow keyword, 644
- working directory, changing, 3
- Wouters, Jeff, 71
- Wrap parameter, 208
- WriteBiosInfoToWord.ps1 script, 298–299
- Write-Debug cmdlet, 177, 190, 460, 561–562, 565
 - for progress indicator, 188
- Write-EventLog cmdlet, 555, 623–624
- Write-Host cmdlet, 265, 347, 389, 592, 650
- write mode for breakpoint, 589–590
- Write-Output cmdlet, 247
- Write-Path function, 241
- Write verb, 238
- Write-Verbose cmdlet, 176, 420, 421–422, 464, 585
- WshNetwork object, mapping network drives with, 533
- WshShell object, 79, 128–130
 - New-Object cmdlet for creating, 77
 - SpecialFolders property, 129
- \$wshShell variable, 77
- WshSpecialFolders object, 129
- WS-Management Protocol, 626
- WS-Management (WSMan) cmdlets
 - remoting with, 82

X

- XML file, 395
 - for console file, 15
 - debugger to dump variables into, 600
 - exporting commands to, 203
 - exporting Lync server configuration to, 375
 - exporting to, 386
 - formatted for screen output, 377–378
 - for snippet, 612
- XPath, 395
- XQuery statement, 395

Z

- Zone.Identifier tag, 494