

# A Step-By-Step Guide On Writing The Literature Essay

Holy Cross High School: Grade 11 Literature Essay Guidance

# Acknowledgements

- **2007 Valli Rao, Kate Chanock, Lakshmi Krishnan**
- **Youtube publications- Mrs Williams (Animal Farm Essay)**

# So the how to:

- The Literature in its entirety.
- The Set-Up of the Literature Essay.
- The Structure.
- The Process.
- The Breakdown.
- The Requirements.
- The Plagiarism aspect.

# A few FAQs: Frequently Asked Questions

- What is a Literature Essay/Study?
  - A **literary analysis essay** is an academic assignment that examines and evaluates a work of literature or a given aspect of a specific literary piece. It tells about the big idea or theme of a book you've read.
- What is a Literature Review?
  - A **literature review** is a survey of scholarly sources (such as books, journal articles, and theses) related to a specific topic or research question.
  - It is often written as part of a thesis, dissertation, or research paper, in order to situate your work in relation to existing knowledge.

# What is the commonality here, and what are the differences?

- The Literature Essay VS The Literature Review:
  - Similarities:
    - ✓ Both are academic in nature
    - ✓ Reviewing a given source
    - ✓ Quite similar in terms of a given question/s for assessing the source
  - Differences:
    - ✗ The Literature Essay is an analysis of a specific literary piece
    - ✗ The Literature Review is about the survey of scholarly sources and forms part of a dissertation
    - ✗ The Literature Essay is more honed in on your literature as a reviewed piece based on the actual literature
    - ✗ The Literature review is an overview of a collective of information for research purposes within a thesis or dissertation study

# The purpose of a Literature Essay

- The purpose of a literary analysis essay is to carefully examine and sometimes evaluate a work of literature or an aspect of a work of literature.
- As with any analysis, this requires you to break the subject down into its component parts.
- Examining the different elements of a piece of literature is not an end in itself but rather a process to help you better appreciate and understand the work of literature as a whole.
- For instance, an analysis of a poem might deal with the different types of images in a poem or with the relationship between the form and content of the work.
- If you were to analyze (discuss and explain) a play, you might analyze the relationship between a subplot and the main plot, or you might analyze the character flaw of the tragic hero by tracing how it is revealed through the acts of the play.
- Analyzing a short story might include identifying a particular theme (like the difficulty of making the transition from adolescence to adulthood) and showing how the writer suggests that theme through the point of view from which the story is told; or you might also explain how the main character's attitude toward women is revealed through his dialogue and/or actions.

# What is the purpose of the Literature Essay- That may be similar to a Literature Review?

- You are able to familiarise yourself with the current state of knowledge on your topic
- To inform yourself that you aren't repeating what others have already done
- To enable yourself to identify the gaps in your own knowledge and that of the topic, as well as unresolved problems that your research can address
- To develop your theoretical framework and methodology
- To provide an overview of the key findings and debates on the topic
- Writing the literature review shows your reader how your work relates to existing research and what new insights it will contribute.

# Explaining a bit more in depth

## Theoretical Framework

- **A theoretical framework consists of concepts and, together with their definitions and reference to relevant scholarly literature, existing theory that is used for your particular study.** The theoretical framework must demonstrate an understanding of theories and concepts that are relevant to the topic of your research paper and that relate to the broader areas of knowledge being considered.

## Methodology

- The definition of **methodology** is the branch of logic that studies reasoning or is the way something is done. An **example** of **methodology** is the way an experiment was carried out.



# Taking an active step towards the structure

Explaining the structure of your Essay

# An Essay Planning Template

## Essay Planning Template

Before you write your essay, plan the points you want to make, and find evidence to back up your ideas. Try using **P.E.E.L.** to help you structure each paragraph.

Make your **POINT** in a **Topic Sentence** – this is a statement about what point your paragraph will make.

**Explanation** – this is where you demonstrate that you understand the point made, and explain how it supports your point.

**Example** – this is evidence to back up your point.

**Link** – this is where you sum-up your point and link it to the question. Use a connective to link it to the introduction of your next idea.

## Essay question:

**Write it in this space**

**Break up the question into parts**

## INTRODUCTION

**Write down the key words that you**

**Will include in your introduction.**

<b>Paragraph 1</b>	<b>Paragraph 2</b>	<b>Paragraph 3</b>
Topic sentence / key idea	Topic sentence / key idea	Topic sentence / key idea
Explanation (interpretation)	Explanation (interpretation)	Explanation (interpretation)
Example / Evidence (substantiation)	Example / Evidence (substantiation)	Example / Evidence (substantiation)
Link to argument/ question/ next paragraph	Link to argument/ question/ next paragraph	Link to argument/ question/ next paragraph
<b>Paragraph 4</b>	<b>Paragraph 5</b>	<b>Paragraph 6</b>
Topic sentence / key idea	Topic sentence / key idea	Topic sentence / key idea
Explanation (interpretation)	Explanation (interpretation)	Explanation (interpretation)
Example / Evidence (substantiation)	Example / Evidence (substantiation)	Example / Evidence (substantiation)
Link to argument/ question/ next paragraph	Link to argument/ question/ next paragraph	Link to argument/ question/ next paragraph
<p><b>CONCLUSION:</b>  <b>Plan a conclusion by referring back to the question</b>  <b>Draw your argument to a close</b>  <b>Remember no new ideas.</b>  <b>Start with a suitable connective.</b></p>		

# Points to Remember

- Writing is the sharpened, focused expression of thought and study.
- As you develop your writing skills, you will also improve your perceptions and increase your critical abilities.
- Writing ultimately boils down to the development of an idea.
- Your objective in writing a literary analysis essay is to convince the person reading your essay that you have supported the idea you are developing.
- **Unlike ordinary conversation and classroom discussion, writing must stick with great determination to the specific point of development.**
- This kind of writing demands tight organization and control.
- Therefore, your essay must have a **central idea (thesis)**, it must have several paragraphs that grow systematically out of the central idea, and **everything in it must be directly related to the central idea and must contribute to the reader's understanding of that central idea.**

# Three principles of a Literature Essay:

1. Your essay must cover the topic you are writing about.
2. Your essay must have a central idea (stated in your thesis) that governs its development.
3. Your essay must be organized so that every part contributes something to the reader's understanding of the central idea.

# The aspects of a solid Essay

The makings of a great literature essay

# The Thesis Statement

- The thesis statement tells your reader what to expect:
- It is a restricted, precisely worded declarative sentence that states the purpose of your essay -- the point you are trying to make.
- Without a carefully conceived thesis, an essay has no chance of success.
- The following are thesis statements which would work for a 500-750 word literary analysis essay:
  - Gwendolyn Brooks's 1960 poem "The Ballad of Rudolph Reed" demonstrates how the poet uses the conventional poetic form of the ballad to treat the unconventional poetic subject of racial intolerance.
  - The fate of the main characters in Antigone illustrates the danger of excessive pride.
  - The imagery in Dylan Thomas's poem "Fern Hill" reveals the ambiguity of humans' relationship with nature. Typically, the thesis statement falls at the end of your introductory paragraph.

## The Introduction

- The introduction to your literary analysis essay should try to capture your reader's interest. To bring immediate focus to your subject, you may want to use a quotation, a provocative question, a brief anecdote, a startling statement, or a combination of these. You may also want to include background information relevant to your thesis and necessary for the reader to understand the position you are taking. ***In addition, you need to include the title of the work of literature and name of the author.*** The following are satisfactory introductory paragraphs which include appropriate thesis statements:
  - A. What would one expect to be the personality of a man who has his wife sent away to a convent (or perhaps has had her murdered) because she took too much pleasure in the sunset and in a compliment paid to her by another man? It is just such a man—a Renaissance duke—who Robert Browning portrays in his poem “My Last Duchess.” A character analysis of the Duke reveals that through his internal dialogue, his interpretation of earlier incidents, and his actions, his traits—arrogance, jealousy, and greediness—emerge.
  - B. The first paragraph of Alberto Alvaro Rios’s short story “The Secret Lion” presents a twelve-year-old boy’s view of growing up—everything changes. As the narrator informs the reader, when the magician pulls a tablecloth out from under a pile of dishes, children are amazed at the “stay-the-same part,” while adults focus only on the tablecloth itself (42). Adults have the benefit of experience and know the trick will work as long as the technique is correct. When people “grow up,” they gain this experience and knowledge but lose their innocence and sense of wonder. In other words, the price paid for growing up is a permanent sense of loss. This tradeoff is central to “The Secret Lion.” The key symbols in the story reinforce its main theme: change is inevitable and always accompanied by a sense of loss.
  - C. The setting of John Updike’s story “A & P” is crucial to the reader’s understanding of Sammy’s decision to quit his job. Even though Sammy knows that his quitting will make life more difficult for him, he instinctively insists upon rejecting what the A & P represents in the story. When he rings up a “No Sale” and “saunter[s]” out of the store, Sammy leaves behind not only a job but the rigid state of mind associated with the A & P. Although Sammy is the central character in the story, Updike seems to invest as much effort in describing the setting as he does Sammy. The title, after all, is not “Youthful Rebellion” or “Sammy Quits” but “A & P.” The setting is the antagonist of the story and plays a role that is as important as Sammy’s.



## The Body of the Essay and the Importance of Topic Sentences

- The term regularly used for the development of the central idea of a literary analysis essay is the **body**.
- In this section you present the paragraphs (**at least 3 paragraphs for a 500-750 word essay**) that support your thesis statement.
- Good literary analysis essays contain an explanation of your ideas and evidence from the text (short story, poem, play) that supports those ideas.
- **Textual evidence** consists of **summary, paraphrase, specific details, and direct quotations**. Each paragraph should contain a topic sentence (usually the first sentence of the paragraph) which states one of the topics associated with your thesis, combined with some assertion about how the topic will support the central idea. The purpose of the **topic sentence** is twofold:
  1. To relate the details of the paragraph to your thesis statement.
  2. To tie the details of the paragraph together.
- The substance of each of your **developmental paragraphs** (the body of your essay) will be the explanations, summaries, paraphrases, specific details, and direct quotations you need to support and develop the more general statement you have made in your topic sentence.

The following is the first developmental paragraph after one of the introductory paragraphs (C) above:

TOPIC SENTENCE

EXPLANATIONS AND TEXTUAL EVIDENCE

Sammy's descriptions of the A & P present a setting that is ugly, monotonous, and rigidly regulated. The chain store is a common fixture in modern society, so the reader can identify with the uniformity Sammy describes. The fluorescent light is as blandly cool as the "checkerboard green-and-cream rubber tile floor" (486). The "usual traffic in the store moves in one direction (except for the swim suited girls, who move against it), and everything is neatly organized and categorized in tidy aisles. The dehumanizing routine of this environment is suggested by Sammy's offhand references to the typical shoppers as "sheep," "house slaves," and "pigs" (486). These regular customers seem to walk through the store in a stupor; as Sammy indicates, not even dynamite could move them out of their routine (485).

This paragraph is a strong one because it is developed through the use of quotations, summary, details, and explanation to support the topic sentence. ***Notice how it relates back to the thesis statement.***

## The Conclusion

- Your literary analysis essay should have a concluding paragraph that gives your essay a sense of completeness and lets your readers know that they have come to the end of your paper.
- Your concluding paragraph might restate the thesis in different words, summarize the main points you have made, or make a relevant comment about the literary work you are analyzing, but from a different perspective.
- Do not introduce a new topic in your conclusion.
- Below is the concluding paragraph from the essay already quoted above (A) about Browning's poem "My Last Duchess":
  - If the Duke has any redeeming qualities, they fail to appear in the poem. Browning's emphasis on the Duke's traits of arrogance, jealousy, and materialism make it apparent that anyone who might have known the Duke personally would have based his opinion of him on these three personality "flaws." Ultimately, the reader's opinion of the Duke is not a favorable one, and it is clear that Browning intended that the reader feel this way.

# The additional aspects you are required to address when writing your essay

## The “Nitty Gritty Bits”

### The Title

The Title of Your Essay It is essential that you give your essay a title that is descriptive of the approach you are taking in your paper. Just as you did in your introductory paragraph, try to get the reader's attention. Using only the title of the literary work you are examining is unsatisfactory. The titles that follow are appropriate for the papers (A, B, C) discussed above:

- Robert Browning's Duke: A Portrayal of a Sinister Man The A & P as a State of Mind Theme in "The Secret Lion": The Struggle of Adolescence

# The additional aspects you are required to address when writing your essay

## The “Nitty Gritty Bits”

### Your Audience

Consider the reader for whom you are writing your essay. Imagine you are writing for not only your professor but also the other students in your class who have about as much education as you do. They have read the assigned work just as you have, but perhaps they have not thought about it in exactly the same way.

In other words, it is not necessary to "retell" the work of literature in any way. Rather, it is your role to be the explainer or interpreter of the work—to tell what certain elements of the work mean in relation to your central idea (thesis). When you make references to the text of the short story, poem, or play, you are doing so to remind your audience of something they already know. The principle emphasis of your essay is to draw conclusions and develop arguments. Be sure to avoid plot summary.

# The additional aspects you are required to address when writing your essay

## The “Nitty Gritty Bits”

### Using Textual Evidence

The skillful use of textual evidence -- ***summary, paraphrase, specific detail, and direct quotations*** -- can illustrate and support the ideas you are developing in your essay. However, textual evidence should be used judiciously and only when it directly relates to your topic. The correct and effective use of textual evidence is vital to the successful literary analysis essay.

# The additional aspects you are required to address when writing your essay

## The “Nitty Gritty Bits”

### Summary

If a key event or series of events in the literary work support a point you are trying to make, you may want to include a **brief summary**, making sure that you show the relevance of the event or events by explicitly connecting your summary to your point. Below is an effective summary (with its relevance clearly pointed out) from the essay already quoted above on "The Secret Lion" (B):

The boys find the grinding ball, but later attempt to bury it (**SUMMARY**). Burying it is their futile attempt to make time stand still and to preserve perfection (**RELEVANCE**).

# The additional aspects you are required to address when writing your essay

## The “Nitty Gritty Bits”

### Paraphrase

You can make use of paraphrase when you need the details of the original, but not necessarily the words of the original: paraphrase to put someone else's words into your own words. Below is an example (also from the paper on "The Secret Lion") of how to "translate" original material into part of your own paper:

- Original:
- "I was twelve and in junior high school and something happened that we didn't have a name for, but it was nonetheless like a lion, and roaring, roaring that way the biggest things do."
- Paraphrase:
- Early in the story, the narrator tells us that when he turned twelve and started junior high school, life changed in a significant way that he and his friends could not quite name or identify.



# The additional aspects you are required to address when writing your essay

## The “Nitty Gritty Bits”

### Specific Detail

Various types of details from the text lend concrete support to the development of the central idea of your literary analysis essay.

These details add credibility to the point you are developing.

Below is a list of some of the details which could have been used in the developmental paragraph from the paper on John Updike's short story "A & P" (see the paragraph again for which details were used and how they were used). "usual traffic" "fluorescent lights" "checkerboard green-and-cream rubber-tile floor" "electric eye" shoppers like "sheep," "house slaves," and "pigs" neatly stacked food dynamite

# The additional aspects you are required to address when writing your essay

## The “Nitty Gritty Bits”

### Using Direct Quotations

Quotations can illuminate and support the ideas you are trying to develop. A judicious use of quoted material will make your points clearer and more convincing. As with all the textual evidence you use, make sure you explain how the evidence is relevant—let the reader know why the quotes you cite are significant to your argument. Below are guidelines and examples that should help you effectively use quotations:

1. Brief quotations (four lines or fewer of prose and three lines or fewer of poetry) should be carefully introduced and integrated into the text of your paper. Put quotation marks around all briefly quoted material. Prose example: As the "manager" of the A & P, Lengel is both the guardian and enforcer of "policy" (487). When he gives the girls "that sad Sunday-school-superintendent stare," the reader becomes aware of Lengel's character as the A & P's version of a dreary bureaucrat who "doesn't miss much" (487). Make sure you give page numbers when necessary. Notice that in this example the page numbers are in parenthesis after the quotation marks but before the period.

# The additional aspects you are required to address when writing your essay

## The “Nitty Gritty Bits”

### Using Direct Quotations

Quotations can illuminate and support the ideas you are trying to develop. A judicious use of quoted material will make your points clearer and more convincing. As with all the textual evidence you use, make sure you explain how the evidence is relevant—let the reader know why the quotes you cite are significant to your argument. Below are guidelines and examples that should help you effectively use quotations:

2. Lengthy quotations should be separated from the text of your paper. More than four lines of prose should be double spaced and indented ten spaces from the left margin, with the right margin the same as the rest of your paper. More than three lines of poetry should be double spaced and centered on the page. Note: do not use quotation marks to set off these longer passages because the indentation itself indicates that the material is quoted.

Prose example: The first paragraph of "The Secret Lion" introduces the narrator as someone who has just entered adolescence and is uncertain what to make of it: I was twelve and in junior high school and something happened that we didn't have a name for, but it was there nonetheless like a lion, and roaring, roaring that way the biggest things do. Everything changed. Just that. Like the rug, the one that gets pulled -- or better, like the tablecloth those magicians pull where the stuff on the table stays the same but the gasp! from the audience makes the staying-the-same part not matter. Like that. (41-42) Make sure you give page numbers when necessary. Notice in this example that the page numbers are in parenthesis after the period of the last sentence.

# The additional aspects you are required to address when writing your essay

## The “Nitty Gritty Bits”

### Using Direct Quotations

3. If any words are added to a quotation in order to explain who or what the quotation refers to, you must use brackets to distinguish your addition from the original source. Example: The literary critic John Strauss asserts that "he [Young Goodman Brown] is portrayed as self-righteous and disillusioned" (10).

Brackets are used here because there is no way of knowing who "he" is unless you add that information. Brackets are also used to change the grammatical structure of a quotation so that it fits into your sentence.

Example: Strauss also argues that Hawthorne "present[s] Young Goodman Brown in an ambivalent light" (10). Brackets are used here to add the "s" to the verb "present" because otherwise the sentence would not be grammatically correct.

# The additional aspects you are required to address when writing your essay

## The “Nitty Gritty Bits”

### Using Direct Quotations

4. You must use ellipsis if you omit any words from the original source you are quoting.

Ellipsis can be used at the beginning, in the middle, or at the end of the quotation, depending on where the missing words were originally.

Ellipsis is formed by either three or four periods with a space between each period. Original: "Early to bed and early to rise makes a man healthy, wealthy and wise." Example (omission from beginning): This behavior ". . . makes a man healthy, wealthy, and wise." Ellipsis formed by three dots after the quotation marks.

Example (omission from middle): This maxim claims that "Early to bed . . . makes a man healthy, wealthy, and wise." Ellipsis formed by three dots used in place of the words "and early to rise."

Example (omission from end): He said, "Early to bed and early to rise makes a man healthy . . . ." Ellipsis is formed by four dots before the quotation marks -- the fourth dot is really a period which ends the sentence.

# The additional aspects you are required to address when writing your essay

## The “Nitty Gritty Bits”

### Using Direct Quotations

5. Use a single line of spaced periods to indicate the omission of an entire line of poetry.

Example: The Duke seems to object to the fact that his "last Duchess" is not discriminating enough about bestowing her affection: She looked on, and her looks went everywhere. . . . .  
. . . The dropping of the daylight in the west, The bough of cherries some officious fool Broke in the orchard for her, while the white mule She rode around the terrace -- like and each Would draw from her alike the approving speech.... (Browning 24-30)

# The additional aspects you are required to address when writing your essay

## The “Nitty Gritty Bits”

### Punctuating Direct Quotations

You will be able to punctuate quoted materials accurately if you observe the following conventions used in writing about literature:

1. When the quoted material is part of your own sentence, place periods and commas inside the quotation marks. Example: According to the narrator of "The Secret Lion," change was "like a lion," meaning that its onset is sudden and ferocious. The comma is inside the quotation marks.
2. When the quoted material is part of your own sentence, but you need to include a parenthetical reference to page or line numbers, place the periods and commas after the reference. Example: The narrator of "The Secret Lion" says that the change was "like a lion" (Rios 41). The period is

# The additional aspects you are required to address when writing your essay

## The “Nitty Gritty Bits”

### Punctuating Direct Quotations

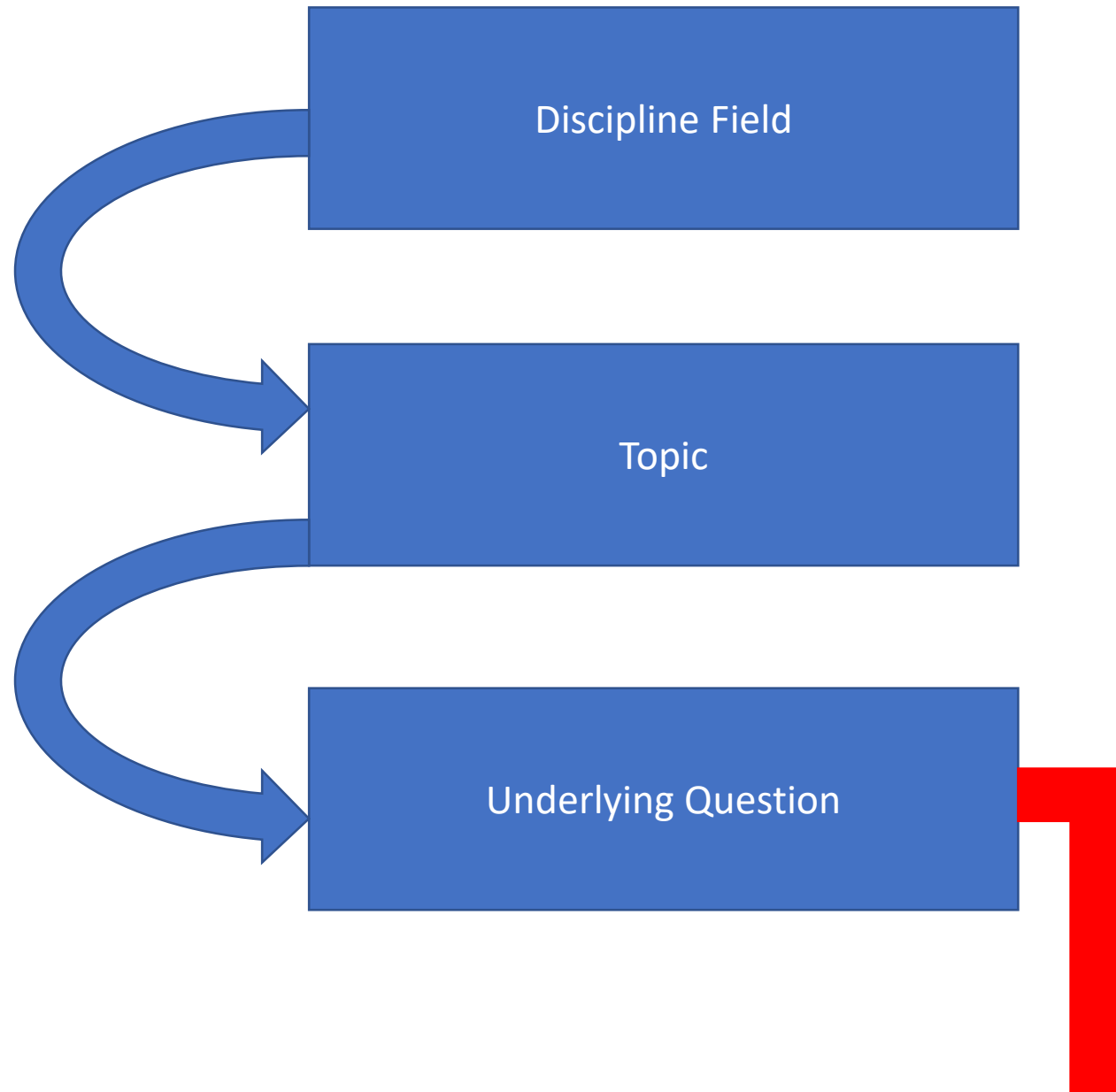
3. When the quoted material is part of your own sentence, punctuation marks other than periods and commas, such as question marks, are placed outside the quotation marks, unless they are part of the quoted material.

Example (not part of original): Why does the narrator of "The Secret Lion" say that the change was "like a lion"? The question mark is placed after the quotation marks because it does not appear in the original -- it ends a question being asked about the story.

Example (part of original): The Duke shows his indignation that the Duchess could like everyone and everything when he says, "Sir, 'twas all one!" (Browning 25). The exclamation point is placed inside the quotation marks because it appears in the original.

4. When the original material you are quoting already has quotations marks (for instance, dialog from a short story), you must use single quotation marks within the double quotation marks. Example: Lengel tries to stop Sammy from quitting by saying, “„Sammy, you don't want to do this to your Mom and Dad”” (Updike 486).





I  
n  
t  
r  
o  
d  
u  
c  
t  
i  
o  
n



Roughly,  
10-15% of  
essay  
length

Introduce discipline/field/context and topic  
Why is this topic interesting from the perspective of the discipline/field?  
[also consider how interested you are in the topic]

Focus  
As necessary, indicate relevant debate, previous research, problem, definitions, scope in time & place, etc.

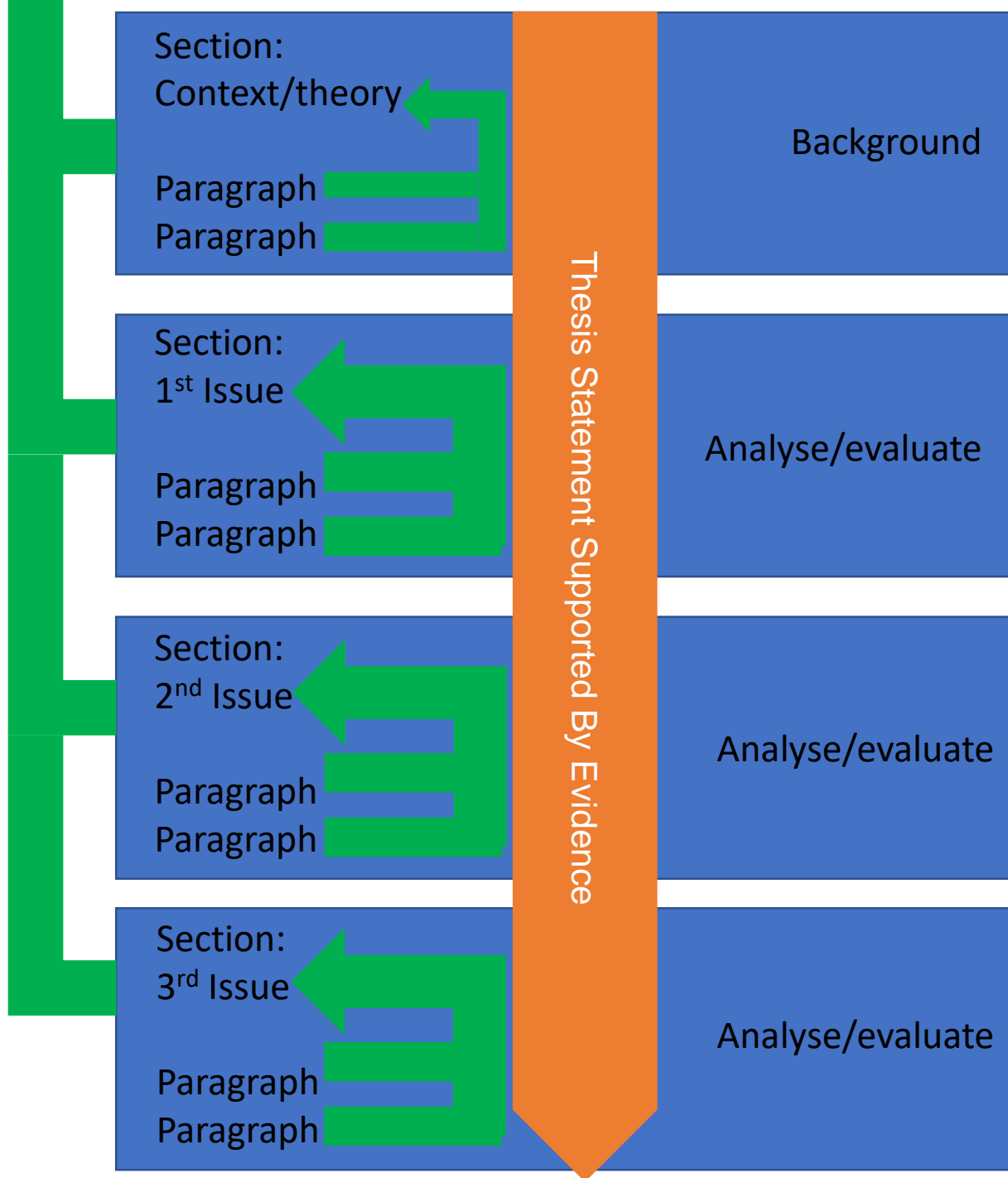
Signpost structure of argument  
Tell the reader the sequence of your sections/issues in the body of your essay

Indicate thesis statement  
(your main line of argument)  
Indicate your answer to the underlying question



Roughly,  
80% of  
essay  
length

B  
o  
d  
y



### Paragraph Structure

1 paragraph  
= 1 main idea  
= 100/150/200 words



Topic sentence  
(the main idea in the  
paragraph: feeds into  
section/issue)



Supporting sentences  
(evidence, examples)



Concluding/linking  
sentence

C  
o  
n  
c  
l  
u  
s  
i  
o  
n

Roughly,  
5-10% of  
essay  
length

Draw together your findings/analysis from each section of your argument

State your conclusion/evaluation/researched thesis, based on your findings

Consider the implications of your evaluation for the debate/problem in your discipline/field

# Mock Literature Essay

- Write a mock essay based on the following topic:
- What role do violence and terror play in Napoleon's control, rule, and power? Write a thesis statement that addresses Napoleon's use of violence and terror to rule over others. Use specific quotes and examples from the novel to justify your statement. Include page numbers for all in-text citations from *Animal Farm*.

# Additional assistance for you to review



Mrs Williams- Animal Essay