



COLUMBUS CITY SCHOOLS
2018 FACILITIES TASK FORCE

Facilities Master Plan Overview

Presented April 27, 2018

A New Facility Master Plan


- Comprehensive Master Plan for all Academic Facilities
- Based on replacing or renovating aging infrastructure in the urban core, rather than expanding capacity
- Encourages flexibility in planning to allow for continuing adaptation to changing academic methodologies
- Provides updated tools and guidelines to ensure that schools are state of the art 21st century learning environments
- Living Document – will require periodic updates to reflect significant changes over the lifespan of the plan, including updated enrollment projections, changes in technology, and academic delivery models

Facilities Master Plan developed 2000-2002

- Originally envisioned as a 7 Segment plan to be executed over a 15 year timeframe
- Originally incorporated 130 Replacement or Renovated Schools to serve a population of 65,397 students
- Warm, Safe, & Dry program initiated to repair aging HVAC systems and roofs for existing school facilities
- Address educational adequacy to ensure facilities can support 21st century learning for all students
- Relieve over-crowding where it exists and eliminate use of modular classroom facilities
- Renovation of historically significant facilities
- Address ADA accessibility throughout the district's school facilities

Partnership with Ohio School Facilities Commission (OSFC)

- 30% funded from OSFC through the Accelerated Urban Program (Senate Bill 272, FY2000)



Guidelines for Twenty-First Century Schools

Academic Plan

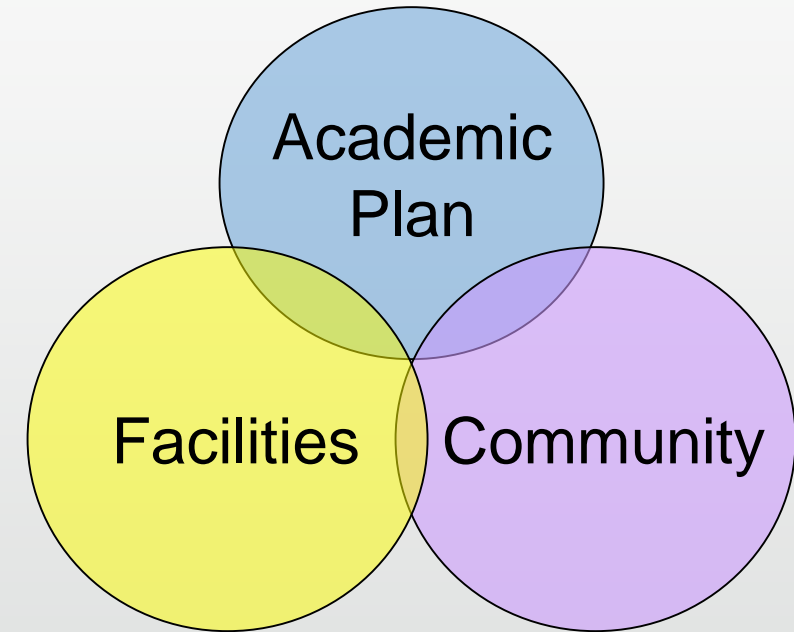
- Safe, healthy & supportive learning environment
- Space for special needs programs
- Flexible design to meet changing academic needs
- Raise all buildings to same standard
- Repair or replace buildings in worst condition first

Facilities

- Capacity based on enrollment projections & development trends
- Designs compatible with neighborhoods
- State of the art systems for voice, video & data
- Facilities designed for energy & operating efficiency
- Retain some buildings for swing space

Community

- Schools as community centers
- Preservation of historic school buildings
- Collaborative planning with community involvement
- Community outreach program



Project Planning Teams (PPT)

- Parents, students, staff and the community will be included in developing school plans
- Partnerships with the city, non-profits, and community groups will be sought to cooperatively plan shared facilities
- Develop a two way communication plan to provide project information to the community
- New school buildings will be compatible and consistent with surrounding neighborhoods
- School buildings should express community pride and the value of education
- School designs will be flexible to accommodate future changes in curriculum, technology, or enrollment
- Coordinate with the city of Columbus in planning infrastructure improvements near schools



Olde Orchard Elementary School

An Update on Design and Construction

August 2011

Did you know?...

Total project cost:
\$13.9 million

Building size:
65,642 square feet

Capacity:
550 students

Neat features:
Corridors will have a polished concrete finish which is durable, attractive and reduces the need for maintenance.

Classroom flooring will be linoleum which is made of cork and linseed oil

The building is on track to achieve LEED Gold certification

Special light filtering glass will be used on south facing windows to enhance the quality of the daylight

The outdoor classroom will allow students the opportunity to see sustainable design in action

What's Olde is new again (get it?):

Summer break usually means time for rest & relaxation, but not for the construction crew working on the **new** Olde Orchard Elementary School. Demolition of the former school began in late 2010 and was followed up by an early package to install a geothermal bore field early in 2011. With all of that work completed in advance, we were able to get a quick start on the foundations this spring. The concrete block bearing walls are rising fast with concrete floor slabs following right behind. By the time you read this newsletter, the first of the steel structure should be installed allowing work on the second floor to commence.



Building at a glance:

- 25 classrooms including dedicated space for math & science, music, and art
- Dedicated computer lab with operable wall
- Media center with inspiring window wall
- New playground with fitness track
- New security systems including access-control and security cameras
- New data projectors and interactive whiteboards in every classroom
- Outdoor classroom with garden & shade structure



Foundations being installed

Now the details:

- Design with a focus on sustainability
- Quality daylight in academic spaces including use of ribbon windows, light tubes and clerestory windows
- Energy efficient geothermal heating and cooling system
- Energy efficient lighting system with automatic controls
- Low flow fixtures to conserve water
- Storm water management utilizing bioswales, pervious pavement and rain gardens



West wing Corridor walls rising



Gym walls beyond

If you have any questions or comments, please direct them to:
Alex Trevino - Columbus City Schools Project Manager
Ph: 614-365-8790 email: atrevino3260@columbus.k12.oh.us



Neighborhood School Development Partnership (NSDP)

- External Accountability Panel chartered in December 2002
- Fiscal accountability assured with close oversight, periodic audits and reports to the community
- Design firms selected through a qualifications based selection (QBS) process
- Design review of each project
- Construction contractors selected through a public, competitive, bid process



Educational Vision for School Facilities

- School buildings must accommodate program needs including science, performing & visual arts, and physical education as well as spaces for counselors, tutors and parents
- Provide tutor rooms, extended learning areas, conference rooms, and other spaces that support individualized instruction
- Dedicated gymnasium separate from the cafeteria will be provided
- Include state of the art systems to deliver audio, visual, communications, and data to every space
- The buildings must be accessible to people with disabilities in accordance with the Americans with Disabilities Act
- Schools should be used as community centers, accommodate extended daily use, weekend use, and year round use
- Building systems should be designed to meet high indoor air quality standards




Planning Assumptions for School Facilities

- District-wide capacity will be based on 10 year enrollment projections and development trends of the city
- Capacity may be met by constructing new schools, consolidating buildings, reopening buildings, changing use, adjusting attendance area boundaries and limiting enrollments
- The Ohio School Facilities Commission (OSFC) design guidelines will be the basis of design
- Space for special education programs will be provided throughout the district
- Minimum school size will be 350 students as dictated by OSFC
- Elementary schools will accommodate all day kindergarten
- Classrooms for pre-kindergarten will be addressed on a school by school basis
- The district will retain historic school buildings that can be renovated to meet 21st century educational standards



Evolution of the Facilities Master Plan since 2002

- Student Enrollment decline from over 65,000 in 2002 to approximately 50,300 in 2018
- Closure or consolidation of over 40 school facilities since 2002
- 2008 - Reduction in plan to 116 replacement or renovated schools (reduced from 130 in 2002)
- 2016 - Comprehensive review of the original Facilities Master Plan results in recommendation to replace or renovate 111 schools (reduced from 116 in 2008)



Major District Changes since 2002

- New and Innovative Academic Initiatives
 - International High School
 - STEM Academies
 - Gender Specific Boys & Girls Middle Schools
 - Global Academy
 - Gifted Academy
 - Dedicated Early Childhood Learning Center
 - Increase in Career Technical Programming
 - Increased Adult Education Opportunities
 - Upgraded science classrooms & labs
- Increase in need for space to support exceptionalities, including students with special needs and English language learners

Facilities Master Plan 2002 - 2016

10/2/2015

2002 Facilities Master Plan - Segment Breakout

Segment 1

| Building | Planning Area | Segment | Projected Enrollment | Actual Enrollment | Total Projected w/Required Life |
|------------------------|---------------|---------|----------------------|-------------------|---------------------------------|
| PHCC | 1 | 1 | 525 | 525 | \$25,805,176.00 |
| New Fort Hayes MS (AM) | 1 | 1 | 525 | 525 | \$11,305,098.66 |
| Wendland Park ES (New) | 1 | 1 | 280 | 280 | \$6,778,188.00 |
| Wendland Park ES | 1 | 1 | 389 | 389 | \$242,335.78 |
| East Linden ES (New) | 2 | 1 | 600 | 600 | \$7,562,545.00 |
| East Linden ES | 2 | 1 | 600 | 600 | \$6,796,500.00 |
| East Linden ES (New) | 2 | 1 | 600 | 600 | \$10,374,868.80 |
| Linden ES | 2 | 1 | 350 | 350 | \$550,240.00 |
| South Mifflin ES (New) | 2 | 1 | 350 | 350 | \$6,736,187.50 |
| South Mifflin ES | 2 | 1 | 350 | 350 | \$215,852.27 |
| East Columbus ES (New) | 3 | 1 | 350 | 350 | \$6,736,187.50 |
| East Columbus ES | 3 | 1 | 350 | 350 | \$899,862.51 |
| Farmoor ES (New) | 3 | 1 | 450 | 450 | \$8,278,191.57 |
| Farmoor ES | 3 | 1 | 450 | 450 | \$255,383.96 |
| Shady Lane ES (New) | 3 | 1 | 350 | 350 | \$6,811,187.50 |
| Shady Lane ES | 3 | 1 | 350 | 350 | \$78,438.69 |
| Harrett MS (New) | 4 | 1 | 500 | 500 | \$10,890,545.00 |
| Harrett MS | 4 | 1 | 500 | 500 | \$2,026,896.22 |
| Lincoln Park ES (New) | 4 | 1 | 350 | 374 | \$6,811,187.50 |
| Lincoln Park ES | 4 | 1 | 350 | 350 | \$993,032.92 |
| Parsons (New) | 4 | 1 | 475 | 475 | \$8,585,137.78 |
| Parsons | 4 | 1 | 475 | 475 | \$151,823.91 |
| Watkins (New) | 4 | 1 | 400 | 400 | \$7,698,500.00 |
| Watkins | 4 | 1 | 400 | 400 | \$265,751.79 |
| Bono ES (New) | 5 | 1 | 350 | 350 | \$6,736,187.50 |
| Bono ES | 5 | 1 | 350 | 350 | \$241,551.29 |
| Sulfurd ES (New) | 5 | 1 | 400 | 400 | \$7,698,500.00 |
| Sulfurd ES | 5 | 1 | 400 | 400 | \$218,612.78 |
| West Mound ES (New) | 5 | 1 | 450 | 450 | \$8,203,191.57 |
| West Mound ES | 5 | 1 | 450 | 450 | \$445,775.31 |
| Champion MS (New) | 6 | 1 | 500 | 500 | \$11,005,545.00 |
| Champion MS | 6 | 1 | 500 | 500 | \$2,183,381.31 |
| Ohio Avenue ES | 6 | 1 | 400 | 400 | \$6,897,807.80 |
| Trinity ES (New) | 6 | 1 | 500 | 500 | \$11,423,196.50 |
| Trinity ES | 6 | 1 | 500 | 500 | \$197,983.03 |

Segment 2

| Building | Planning Area | Segment | Projected Enrollment | Actual Enrollment | Total Projected w/Required Life |
|---------------------------|---------------|---------|----------------------|-------------------|---------------------------------|
| Crescent MS (New) | 1 | 2 | 525 | 525 | \$11,947,846.44 |
| Crescent MS | 1 | 2 | 525 | 525 | \$2,212,284.51 |
| Indianola MS | 1 | 2 | 500 | 500 | \$10,867,434.54 |
| FHRS | 1 | 2 | 725 | 800 | \$17,802,805.21 |
| A.C. Bell | 2 | 2 | 280 | 280 | \$169,923.11 |
| Bedford ES (New) | 2 | 2 | 280 | 280 | \$6,893,838.88 |
| Gladiolus ES | 2 | 2 | 280 | 280 | \$298,858.32 |
| Huy Road ES (New) | 2 | 2 | 450 | 469 | \$13,067,938.63 |
| Huy Road ES | 2 | 2 | 450 | 450 | \$249,468.27 |
| Indianola Alt ES | 2 | 2 | 350 | 348 | \$6,342,696.84 |
| Oakland Park Alt ES (New) | 2 | 2 | 350 | 388 | \$6,736,187.50 |
| Oakland Park Alt ES | 2 | 2 | 350 | 350 | \$295,186.60 |
| Berwick Alt ES (New) | 3 | 2 | 800 | 842 | \$11,757,903.84 |
| Berwick Alt ES | 3 | 2 | 800 | 800 | \$159,475.17 |
| Lawwood ES (New) | 3 | 2 | 350 | 368 | \$6,736,187.50 |
| Lawwood ES | 3 | 2 | 350 | 350 | \$191,882.27 |
| Oakmont ES (New) | 3 | 2 | 350 | 388 | \$6,736,187.50 |
| Oakmont ES | 3 | 2 | 350 | 350 | \$379,826.49 |
| Africentric | 4 | 2 | 975 | 2000 | \$15,214,246.43 |
| Union Park Avenue ES | 4 | 2 | 400 | 400 | \$6,293,484.50 |
| South HS | 4 | 2 | 912 | 1096 | \$22,553,620.02 |
| Southwood ES (New) | 4 | 2 | 375 | 450 | \$7,292,343.79 |
| Southwood ES | 4 | 2 | 375 | 375 | \$84,711.86 |
| Acornside ES (New) | 5 | 2 | 400 | 400 | \$7,773,500.00 |
| Acornside ES | 5 | 2 | 400 | 400 | \$241,177.39 |
| Burnsight ES (New) | 5 | 2 | 550 | 550 | \$9,650,976.39 |
| Burnsight ES | 5 | 2 | 550 | 550 | \$1,243,046.93 |
| Wedgewood MS (New) | 5 | 2 | 600 | 800 | \$12,684,114.88 |
| Wedgewood MS | 5 | 2 | 600 | 600 | \$475,816.45 |
| Beatty Park ES | 6 | 2 | 1000 | 1000 | \$202,352.54 |
| East HS | 6 | 2 | 350 | 350 | \$12,825,114.15 |
| East HS | 6 | 2 | 350 | 350 | \$1,699,035.32 |
| Eastgate ES (New) | 6 | 2 | 350 | 388 | \$6,883,887.50 |
| Eastgate ES | 6 | 2 | 350 | 350 | \$189,651.25 |

Segment 3

| Building | Planning Area | Segment | Projected Enrollment | Actual Enrollment | Total Projected w/Required Life |
|---------------------------|---------------|---------|----------------------|-------------------|---------------------------------|
| Coleriah (New) | 1 | 3 | 195 | 195 | \$9,475,005.86 |
| Coleriah | 1 | 3 | 195 | 195 | \$297,983.73 |
| Winterset ES | 1 | 3 | 350 | 350 | \$5,857,149.21 |
| Alpine ES (New) | 2 | 3 | 500 | 500 | \$8,926,994.40 |
| Alpine ES | 2 | 3 | 500 | 500 | \$444,271.21 |
| Arlington Park ES (New) | 2 | 3 | 400 | 400 | \$7,654,120.00 |
| Arlington Park ES | 2 | 3 | 400 | 400 | \$264,118.09 |
| CSA (New) | 2 | 3 | 350 | 350 | \$4,179,983.79 |
| CSA | 2 | 3 | 350 | 350 | \$290,763.66 |
| Como ES (New) | 2 | 3 | 375 | 375 | \$7,273,593.75 |
| Como ES | 2 | 3 | 375 | 375 | \$821,199.62 |
| Devonshire Alt ES (New) | 2 | 3 | 525 | 525 | \$9,346,006.54 |
| Devonshire Alt ES | 2 | 3 | 525 | 525 | \$466,042.89 |
| Forest Park ES (New) | 2 | 3 | 375 | 375 | \$7,217,343.75 |
| Forest Park ES | 2 | 3 | 375 | 375 | \$371,013.02 |
| Hamilton Alt ES (New) | 2 | 3 | 400 | 400 | \$7,898,500.00 |
| Hamilton Alt ES | 2 | 3 | 400 | 400 | \$338,963.78 |
| Union Park Alt ES (New) | 2 | 3 | 450 | 450 | \$8,278,191.57 |
| Union Park Alt ES | 2 | 3 | 450 | 450 | \$164,371.84 |
| Linden Michalby MS | 2 | 3 | 925 | 1000 | \$16,441,203.20 |
| Mason Road ES (New) | 2 | 3 | 350 | 350 | \$6,748,687.50 |
| Mason Road ES | 2 | 3 | 350 | 350 | \$246,107.27 |
| Mifflin Alt MS (New) | 2 | 3 | 500 | 500 | \$10,930,545.00 |
| Mifflin Alt MS | 2 | 3 | 500 | 500 | \$615,825.60 |
| Valley Forge ES (New) | 2 | 3 | 400 | 400 | \$7,780,200.00 |
| Valley Forge ES | 2 | 3 | 400 | 400 | \$352,927.63 |
| Broadleigh ES (New) | 3 | 3 | 475 | 475 | \$8,636,387.78 |
| Broadleigh ES | 3 | 3 | 475 | 475 | \$267,794.28 |
| Johnson Park MS | 3 | 3 | 550 | 550 | \$11,195,061.87 |
| Alum Crest Special School | 4 | 3 | 204 | 390 | \$9,916,546.95 |
| Dana ES (New) | 5 | 3 | 450 | 450 | \$8,345,691.57 |
| Dana ES | 5 | 3 | 450 | 450 | \$426,294.38 |
| Georgetown Heights Alt ES | 5 | 3 | 350 | 350 | \$6,736,187.50 |
| Georgetown Heights Alt ES | 5 | 3 | 350 | 350 | \$257,321.82 |
| Starling MS (New) | 5 | 3 | 600 | 600 | \$12,440,914.88 |
| Starling MS | 5 | 3 | 600 | 600 | \$1,134,065.50 |
| Hill Alternative ES | 6 | 3 | 325 | 325 | \$5,748,390.13 |
| Main Street ES | 6 | 3 | 400 | 400 | \$5,852,744.80 |
| Memmo Alt MS | 6 | 3 | 550 | 550 | \$8,998,798.18 |

Segment 4

| Building | Planning Area | Segment | Projected Enrollment | Actual Enrollment | Total Projected w/Required Life |
|----------------------------|---------------|---------|----------------------|-------------------|---------------------------------|
| Chamberlain ES | 1 | 4 | 350 | 350 | \$5,231,208.21 |
| North Education Center | 1 | 4 | 540 | 540 | \$22,893,523.80 |
| Salem ES | 1 | 4 | 350 | 350 | \$5,364,839.36 |
| Clinton MS | 2 | 4 | 500 | 500 | \$9,291,207.53 |
| Columbus Alt HS | 2 | 4 | 725 | 725 | \$14,971,483.97 |
| Dusberry Park Alt ES (New) | 2 | 4 | 350 | 350 | \$6,811,187.50 |
| Dusberry Park Alt ES | 2 | 4 | 350 | 350 | \$374,029.34 |
| Gables ES (Ecole Renesco) | 1 | 4 | 400 | 350 | \$7,007,102.38 |
| Indian Springs ES | 1 | 4 | 350 | 350 | \$5,308,481.77 |
| Midcliffe ES | 1 | 4 | 350 | 350 | \$10,867,434.54 |
| North Linden ES (New) | 2 | 4 | 475 | 475 | \$8,636,387.78 |
| North Linden ES | 2 | 4 | 475 | 475 | \$328,564.02 |
| Woodward Park MS | 2 | 4 | 600 | 600 | \$10,893,495.02 |
| Woodward Park MS | 2 | 4 | 600 | 600 | \$8,798,028.88 |
| Old Orchard Alt ES | 3 | 4 | 450 | 350 | \$6,503,956.63 |
| Sherwood MS | 3 | 4 | 550 | 550 | \$9,852,217.71 |
| Bank Street ES | 4 | 4 | 350 | 350 | \$6,185,139.88 |
| Colerwood Alt ES (New) | 4 | 4 | 375 | 350 | \$7,217,343.75 |
| Colerwood Alt ES | 4 | 4 | 375 | 375 | \$327,347.50 |
| Heryl Avenue ES (New) | 4 | 4 | 350 | 350 | \$6,883,887.50 |
| Heryl Avenue ES | 4 | 4 | 350 | 350 | \$486,322.06 |
| Kendall ES (New) | 4 | 4 | 400 | 400 | \$7,898,500.00 |
| Kendall ES | 4 | 4 | 400 | 400 | \$175,795.98 |
| Reed Avenue ES (New) | 4 | 4 | 350 | 350 | \$6,883,887.50 |
| Reed Avenue ES | 4 | 4 | 350 | 350 | \$1,545,935.58 |
| Southmoor MS (New) | 4 | 4 | 500 | 500 | \$10,930,545.00 |
| Southmoor MS | 4 | 4 | 500 | 500 | \$1,135,428.54 |
| Highland ES (New) | 5 | 4 | 350 | 350 | \$6,883,887.50 |
| Highland ES | 5 | 4 | 350 | 350 | \$381,545.08 |
| Valleyview ES (New) | 5 | 4 | 350 | 350 | \$6,736,187.50 |
| Valleyview ES | 5 | 4 | 350 | 350 | \$118,298.22 |
| West Broad Street ES (New) | 5 | 4 | 500 | 500 | \$9,001,934.89 |
| West Broad Street ES | 5 | 4 | 500 | 500 | \$1,892,734.89 |
| West HS | 5 | 4 | 1100 | 1100 | \$24,917,483.88 |
| Westgate Alt ES (New) | 5 | 4 | 500 | 500 | \$8,926,994.40 |
| Westgate Alt ES | 5 | 4 | 500 | 500 | \$179,539.43 |

Segment 5

| Building | Planning Area | Segment | Projected Enrollment | Actual Enrollment | Total Projected w/Required Life |
|--------------------|---------------|---------|----------------------|-------------------|---------------------------------|
| Berrett MS (New) | 1 | 5 | 500 | 500 | \$10,980,545.00 |
| Berrett MS | 1 | 5 | 500 | 500 | \$2,434,490.83 |
| 5th Alternative ES | 1 | 5 | 350 | 350 | \$4,145,128.18 |
| Ridgeview MS | 1 | 5 | 525 | 525 | \$9,109,878.49 |
| Whitestone HS | 1 | 5 | 1100 | 1100 | \$21,825,216.44 |
| Woodburn MS | 2 | 5 | 350 | 350 | \$4,649,238.88 |
| Cassady Alt ES | 2 | 5 | 350 | 350 | \$4,742,248.62 |
| Cassady Alt ES | 2 | 5 | 350 | 350 | \$8,333,803.18 |
| Medina MS | 2 | 5 | 300 | 300 | \$7,219,992.24 |
| Northtowne ES | 2 | 5 | 350 | 350 | \$5,446,941.44 |
| Parkmoor ES (New) | 2 | 5 | 350 | 350 | \$6,736,187.50 |
| Parkmoor ES | 2 | 5 | 350 | 350 | \$277,876.93 |
| Woodward Park MS | 2 | 5 | 400 | 400 | \$5,624,706.09 |
| Easttown ES | 3 | 5 | 350 | 350 | \$4,837,295.18 |
| Eastmoor HS | 3 | 5 | 975 | 975 | \$18,587,923.31 |
| Mayberry ES | 3 | 5 | 405 | 405 | \$6,284,702.43 |
| Scottwood ES | 3 | 5 | 350 | 350 | \$4,712,983.47 |
| Walnut Ridge HS | 3 | 5 | 1200 | 1200 | \$21,904,691.97 |
| Yorktown MS | 3 | 5 | 350 | 350 | \$9,676,704.43 |
| Stewart Alt ES | 4 | 5 | 275 | 350 | \$4,728,859.33 |
| Westmoor MS (New) | 5 | 5 | 600 | 600 | \$12,684,114.88 |
| Westmoor MS | 5 | 5 | 600 | 600 | \$644,935.24 |
| Franklin Alt MS | 6 | 5 | 350 | 350 | \$4,958,548.78 |

Segment 6

| Building | Planning Area | Segment | Projected Enrollment | Actual Enrollment | Total Projected w/Required Life |
|-------------------------|---------------|---------|----------------------|-------------------|---------------------------------|
| Central HS | 1 | 6 | 850 | 850 | \$14,356,028.28 |
| Clinton ES (New) | 1 | 6 | 350 | 350 | \$6,861,687.50 |
| Clinton ES (1992 Maint) | 1</ | | | | |

Work Completed – Segment 1

- Twenty (20) projects
 - Fifteen (15) elementary schools (1 historic renovation)
 - Two (2) middle schools
 - Three (3) high schools
 - One alternative high school
 - One historic renovation (Ft. Hayes)
 - One renovated & expanded Career Center (Ft. Hayes)



Work Completed – Warm, Safe & Dry

- Forty-two (42) projects to maintain buildings in a warm, safe & dry condition until Renovation or Replacement occurs in later Segments
 - Twenty-Three (23) roof replacement and masonry repair projects
 - Nineteen (19) boiler replacement projects

Locally Funded Initiatives (LFI)

- Food Service Building Upgrades
- Central Technology Upgrades
- Athletic Facilities at high schools
- Renovations to auditoriums
- Property Acquisition
- Security Upgrades



Work Completed – Segment 2

- Fifteen (15) projects
 - Nine (9) elementary schools (3 historic renovations)
 - One (1) middle schools
 - Two (2) Pk-8 school (1 historic renovation)
 - One (1) Pk-12 school
 - Two (2) high schools (both historic renovations)



Work Completed – Segment 3

- Eleven (11) projects
 - Eight (8) elementary schools
 - 1 historic renovation
 - 2 language immersions programs
 - One (1) K-8 school
 - One (1) 7-12 school (historic renovation)
 - One (1) 6-12 school (Special Needs)
 - USGBC LEED certification



Completed Facilities Master Plan Work

- Bond Issue for Segments 1 & 2 approved in November 2002 – total investment of \$514M (\$392M local share)
- Bond Issue for Segment 3 approved in November 2008 – total investment of \$180M (\$123M local share)
- Future Segments will require additional source of local funding...

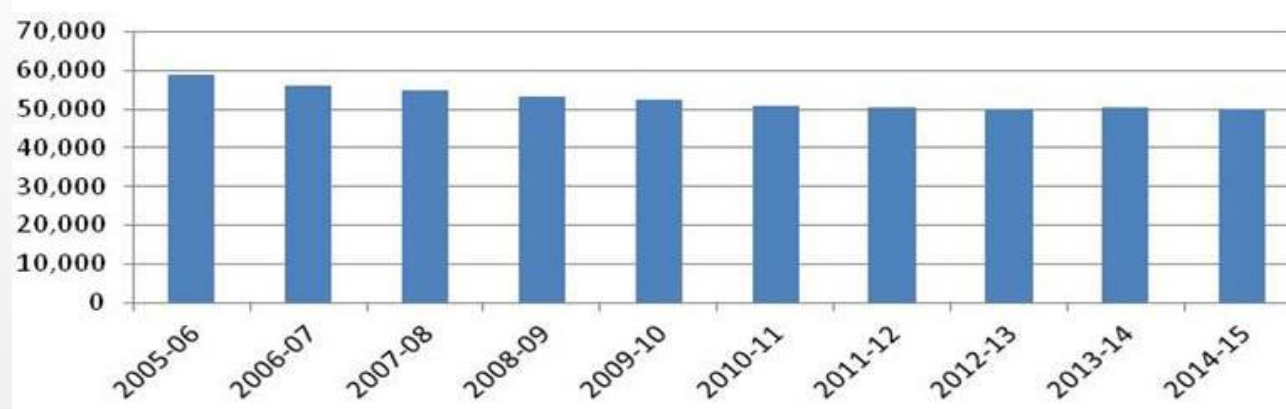


2016 Facility Master Plan Revision - Academic Legacy Facilities

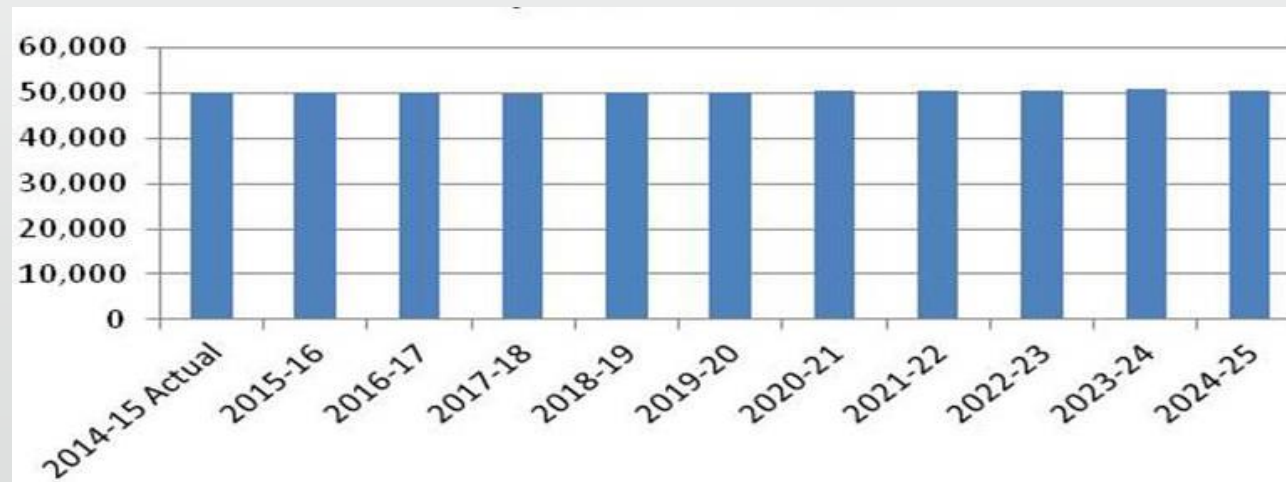


Enrollment Projections

Columbus City Schools Historical Enrollment



Columbus City Schools Projected Enrollment



2016 Facilities Master Plan Recommendations – Immediate

- South Planning Area
 - Close Siebert ES
- East Planning Area
 - Close Broadleigh ES
- Northwest Planning Area
 - Align Oakland Park ES to Ridgeview MS
- West Planning Area
 - Re-align Sullivant ES from Starling K8 to Hilltonia MS



2016 Facilities Master Plan Recommendations - Phased

- Northeast Planning Area - Close Valley Forge ES
- Return PK-6 / 7-12 grade band feeders to traditional Elementary (PK-5), Middle (6-8), and High (9-12) grade bands
 - South (requires building new Middle School)
 - Linden-McKinley (requires building new middle school)
- Build new MS to feed Beechcroft HS
- Expand Gifted Academy from grades 3-8 to K-12
- Expand Boys & Girls MS from grades 6-8 to PK-8
- Co-locate Columbus International with Global Academy and convert to grades 9-12
 - Convert feeder ES from grades PK-6 to PK-8
 - Replace Hubbard Mastery at Everett site (close Hubbard building)

Questions ?