

Arrays in Fortran

Victor Eijkhout, Susan Lindsey

Fall 2022

last formatted: October 31, 2022

1. Fortran dimension

Creating arrays through dimension keyword:

```
real(8), dimension(100) :: x,y
```

One-dimensional arrays of size 100.

```
integer,dimension(10,20) :: iarr
```

Two-dimensional array of size 10×20 .

These arrays are statically defined, and only live inside their program unit (subroutine, function, module).

Dynamic allocation later.

2. 1-based Indexing

Array indexing in Fortran is 1-based by default:

```
integer,parameter :: N=8  
real(4),dimension(N) :: x  
do i=1,N  
  ... x(i) ...
```

Different from C/C++.

Note the use of `parameter`: compile-time constant
Size needs to be known to the compiler.

3. Lower bound

Unlike C++, Fortran can specify the lower bound explicitly:

```
real,dimension(-1:7) :: x
do i=-1,7
  ... x(i) ...
```

Preferred: use `lbound` and `ubound`
(see also 20)

Code:

```
real,dimension(-1:7) :: array
integer :: idx
!! ...
do idx=lbound(array,1),ubound(array,1)
  array(idx) = 1+idx/10.
  print *,array(idx)
end do
```

Output:

0.899999976

1.00000000

1.10000002

1.20000005

4. Array initialization

Different syntaxes:

- Explicit:

```
real,dimension(5) :: real5 = [ 1.1, 2.2, 3.3, 4.4, 5.5 ]
```

- Implicit do-loop:

```
real5 = [ (1.01*i, i=1, size(real5,1)) ]
```

- Legacy syntax

```
real5 = (/ 0.1, 0.2, 0.3, 0.4, 0.5 /)
```

(This is pre-Fortran2003. Slashes were also used for some other deprecated constructs.)

5. Array notation

Fortran uses array notation for whole arrays and subarrays.

Copy whole array:

```
real*8, dimension(10) :: x,y  
x = y
```

And much more.

6. Array sections example

Use the colon notation to indicate ranges:

```
real(4),dimension(4) :: y
```

```
real(4),dimension(5) :: x
```

```
x(1:4) = y
```

```
x(2:5) = x(1:4)
```

7. Array sections

- $A(:)$ to get all indices,
- $A(:n)$ to get indices up to n ,
- $A(n:)$ to get indices n and up.
- $A(m:n)$ indices in range m, \dots, n .

8. Use of sections

Assignment from one section to another:

Code:

```
real(8),dimension(5) :: x = &
    [.1d0, .2d0, .3d0, .4d0, .5d0]
!! ...
x(2:5) = x(1:4)
print '(f5.3)',x
```

Output:

```
0.100
0.100
0.200
0.300
0.400
```

Note:

Format syntax will be discussed later:

float number, 5 positions, 3 after decimal point.

Exercise 1

Code out the array assignment

```
x(2:5) = x(1:4)
```

with an explicit indexed loop. Do you get the same output? Why? What conclusion do you draw about internal mechanisms used in array sections?

9. Strided sections

$X(a:b:c)$: stride c

Analogous to: `do i=a,b,c`

Copy a contiguous array to a strided subset of another:

Code:

```
integer,dimension(5) :: &
  y = [0,0,0,0,0]
integer,dimension(3) :: &
  z = [3,3,3]
!! ...
y(1:5:2) = z(:)
print '(i3)',y
```

Output:

```
3
0
3
0
3
```

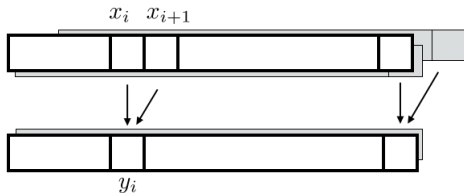
10. Index arrays

Indexed subset:

```
integer,dimension(4) :: i = [2,3,5,7]
real(4),dimension(10) :: x
print *,x(i)
```

Exercise 2

Code $\forall_i: y_i = (x_i + x_{i+1})/2$:



- First with a do loop; then
- in a single array assignment statement by using sections.

Initialize the array x with values that allow you to check the correctness of your code.

Multi-dimensional arrays

11. Multi-dimension arrays

Declaration and use with parentheses and comma
(compare `a[i][j]` in C++):

```
real(8),dimension(20,30) :: array  
array(i,j) = 5./2
```

12. Reshaping array

Reshape: convert 2D array to 1D (or vv)
between arrays with the same number of elements.

Example:

- initialize as 1D,
- reshape to 2D

Code:

```
real,dimension(2,2) :: x
x = reshape( [ ( 1.*i,i=1,size(x) )
              ], shape(x) )
print *,x
```

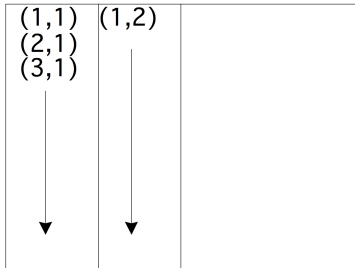
Output:

```
1.00000000
2.00000000
3.00000000
4.00000000
```

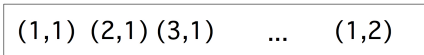

13. Array layout

Sometimes you have to take into account how a multi-D array is laid out in (linear) memory:

Fortran column major



Physical:



'First index varies quickest'

14. Array printing

Fill array by rows, printing is by column:

$$\begin{pmatrix} 1 & 2 & \dots & N \\ N+1 & \dots & & \\ & \dots & & \\ & & & MN \end{pmatrix}$$

Code:

```
integer,parameter :: M=4,N=5
real(4),dimension(M,N) :: rect

do i=1,M
  do j=1,N
    rect(i,j) = count
    count = count+1
  end do
end do
print *,rect
```

Output:

TACC .00000000
6 00000000

15. Array sections in multi-D

```
real(8),dimension(10) :: a,b  
a(1:9) = b(2:10)
```

or

```
logical,dimension(25,3) :: a  
logical,dimension(25)   :: b  
a(:,2) = b
```

You can also use strides.

16. Query functions

- Bounds: lbound, ubound
- size
- Can be used per dimension, or overall giving array of bounds/sizes.

Code:

```
integer,dimension(8) :: x
integer,dimension(5,3:7) :: y
!! ...
print '("size x      :",2i3)',size(x)
print '("size y      :",2i3)',size(y)
print '("size y in 2:",2i3)',size(y,2)
print '("lbound y   :",2i3)',lbound(y)
print '("ubound y1
      :",2i3)',ubound(y,1)
```

Output:

```
size x      : 8
size y      : 25
size y in 2: 5
lbound y    : 1 3
ubound y1   : 5
```

17. Pass array: subprogram

Note declaration as `dimension(:)`

actual size is queried

```
real(8) function arraysum(x)
  implicit none
  real(8), intent(in), dimension(:) :: x
  real(8) :: tmp
  integer i

  tmp = 0.
  do i=1, size(x)
    tmp = tmp+x(i)
  end do
  arraysum = tmp
end function arraysum
```

18. Pass array: main program

Passing array as one symbol:

Code:

```
real(8),dimension(:) :: x(N) &  
    = [ (i,i=1,N) ]  
real(8),dimension(:) :: y(0:N-1) &  
    = [ (i,i=1,N) ]  
  
sx = arraysum(x)  
sy = arraysum(y)  
print '("Sum of one-based  
    array:",/,4x,f6.3)', sx  
print '("Sum of zero-based  
    array:",/,4x,f6.3)', sy
```

Output:

Sum of one-based

array:

55.000

Sum of zero-based

array:

55.000

19. Array allocation

```
! static:
integer,parameter :: s=100
real(8), dimension(s) :: xs,ys

! dynamic
integer :: n
real(8), dimension(:), allocatable :: xd,yd
read *,n
allocate(xd(n), yd(n))
```

You can deallocate the array when you don't need the space anymore.

20. Array intrinsics

- `Abs` creates the matrix of pointwise absolute values.
- `MaxLoc` returns the index of the maximum element.
- `MinLoc` returns the index of the minimum element.
- `MatMul` returns the matrix product of two matrices.
- `Dot_Product` returns the dot product of two arrays.
- `Transpose` returns the transpose of a matrix.
- `Cshift` rotates elements through an array.

21. Multi-dimensional intrinsics

- Functions such as `Sum` operate on a whole array by default.
- To restrict such a function to one subdimension add a keyword parameter `DIM`:

```
s = Sum(A, DIM=1)
```

where the keyword is optional.

- Likewise, the operation can be restricted to a `MASK`:

```
s = Sum(A, MASK=B)
```

22 Row and column sums

Code:

```
! Summing in I and J
sums = Sum( A,dim=1 )
print *, "Row sums:"
print 10, sums

sums = Sum( A,dim=2 )
print *, "Column sums:"
print 10, sums
10 format( 4(i3,1x) )
```

Output:

Matrix:

```
0  1  2  3
4  5  6  7
8  9 10 11
12 13 14 15
```

Row sums:

```
6 22 38 54
```

Column sums:

```
24 28 32 36
```

Exercise 3

The 1-norm of a matrix is defined as the maximum of all sums of absolute values in any column:

$$\|A\|_1 = \max_j \sum_i |A_{ij}|$$

while the infinity-norm is defined as the maximum row sum:

$$\|A\|_\infty = \max_i \sum_j |A_{ij}|$$

Compute these norms using array functions as much as possible, that is, try to avoid using loops.

For bonus points, write Fortran [Functions](#) that compute these norms.

Optional exercise 4

Compare implementations of the matrix-matrix product.

1. Write the regular i, j, k implementation, and store it as reference.
2. Use the `DOT_PRODUCT` function, which eliminates the k index. How does the timing change? Print the maximum absolute distance between this and the reference result.
3. Use the `MATMUL` function. Same questions.
4. Bonus question: investigate the j, k, i and i, k, j variants. Write them both with array sections and individual array elements. Is there a difference in timing?

Does the optimization level make a difference in timing?

Timer routines

```
integer :: clockrate, clock_start, clock_end
call system_clock(count_rate=clockrate)
!! ...
call system_clock(clock_start)
!! ...
call system_clock(clock_end)
print *, "time:", (clock_end-clock_start)/REAL(clockrate)
```

23. Masked operations

```
where ( A<0 ) B = 0
```

Full form:

```
WHERE ( logical argument )  
    sequence of array statements  
ELSEWHERE  
    sequence of array statements  
END WHERE
```

24. Do concurrent

The do concurrent is a true do-loop. With the concurrent keyword the user specifies that the iterations of a loop are independent, and can therefore possibly be done in parallel:

```
do concurrent (i=1:n)
  a(i) = b(i)
  c(i) = d(i+1)
end do
```

(Do not use for all)