



Sequence Stories

FREEBIE


First



Next



Then



Last



One day Brent wanted pizza. First he rolled soft dough out with a rolling pin. Next he spread sauce on the dough. Then Brent sprinkled cheese and pepperoni on the pizza. Last he cut the pizza and ate.

I like to play.

Did you: use capital letters

use spacing and spelling?

use punctuation marks

reread your story

Making Pizza

First

Next

Then

Last or Finally

pizza

dough

rolling pin

sauce

cheese

pepperoni

cutter

eat

© Created By: Christina Winter




Hello Friend!

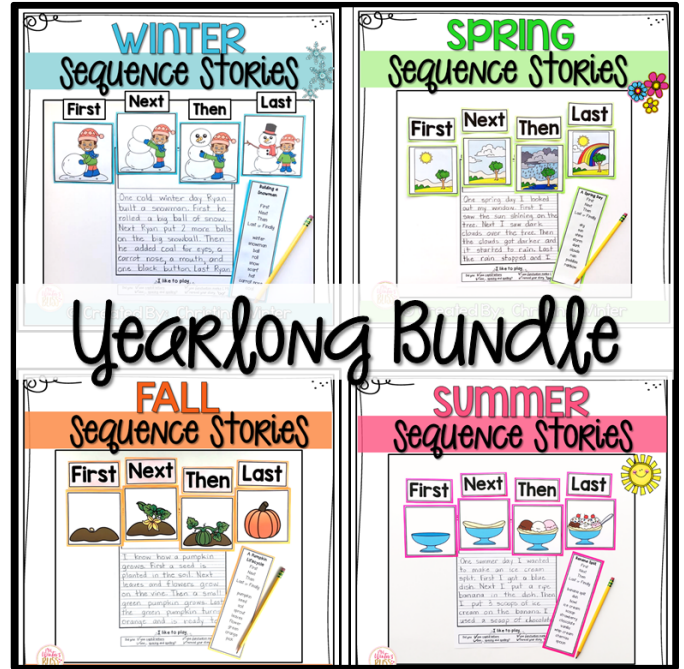
This is a sample of my [Sequence Stories Writing Prompts](#).

My students love this literacy center! This printable will naturally differentiate your writing center. Even my most emergent, timid writers shine using them! Each sequence story has 4 pictures, transition words, and vocabulary words students may likely use in their writing. Included with the color pictures writing printable is a "Good Writers" check list reminder at the bottom of the paper.

I truly hope you and your students enjoy this resource too! ~Christina



want more?
Click to
preview
25 prompts!!



Yearlong Bundle

FALL
Sequence Stories

SUMMER
Sequence Stories

THANK YOU FOR DOWNLOADING!

If you have any comments or questions, please email me at mrs_winter@hotmail.com

I hope you will visit my store again soon to leave feedback and find other engaging, effective learning activities!



Just Click!

Click to visit my blog for teaching ideas, new products & **freebies!!**



Let's Connect!

Join me on [Pinterest](#), [Facebook](#), and [Instagram](#)!

Follow Me on **PINTEREST**







Ways to Use

First

Next

Then

Last

One day Brent wanted pizza. First he rolled soft dough out with a rolling pin. Next he spread sauce on the dough. Then Brent sprinkled cheese and pepperoni on the pizza. Last he cut the pizza and ate.

Making Pizza
 First
 Next
 Then
 Last or Finally

pizza
 dough
 rolling pin
 sauce
 cheese
 pepperoni
 cutter
 eat


I like to play.

Did you: use capital letters use punctuation marks
 use spacing and spelling? reread your story?

Order
color
picture
cards
and use
word
bank to
write!

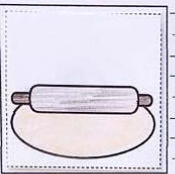


Cut,
order
black &
white
picture
cards,
paste
and use
word
bank to
write!

Sequence Stories Name Ella






Making Pizza
 First
 Next
 Then
 Last or Finally

pizza
 dough
 rolling pin
 sauce
 cheese
 pepperoni
 cutter
 eat

4

One day Brent wanted pizza. First he rolled soft dough out with a rolling pin. Next he spread sauce on the dough. Then Brent sprinkled cheese and pepperoni on

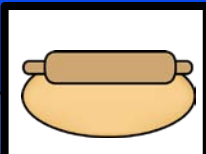
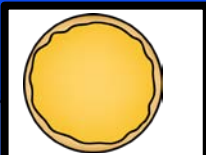








More Ways to Use

Students order pictures and practice oral language skills by orally telling the story



Making Pizza	
First	
Next	
Then	
Last	

First

Next

Then

Last

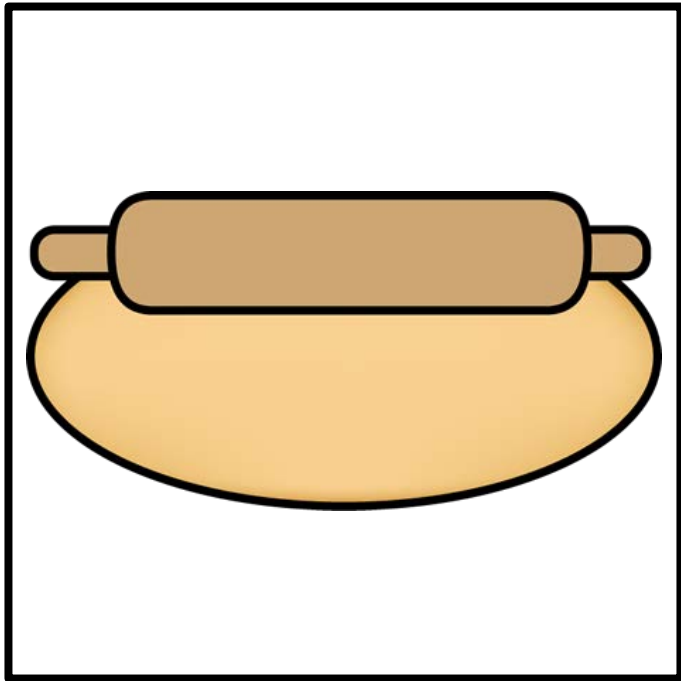



Finally

First

Next

Then

Last



Making Pizza

First

Next

Then

Last or Finally

pizza

dough

rolling pin

sauce

cheese

pepperoni

cutter

eat

Handwriting practice lines consisting of solid top and bottom lines with a dashed midline. There are 10 sets of these lines available for writing.

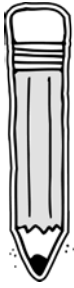
I like to play.

Did you: use capital letters

use spacing and spelling?

use punctuation marks (. ? !)

reread your story 



Making Pizza

First

Next

Then

Last or Finally

pizza

dough

rolling pin

sauce

cheese

pepperoni

cutter

eat


1

2


3

4


Four sets of horizontal writing lines, each set corresponding to a numbered box. Each set consists of a solid top line, a dashed middle line, and a solid bottom line.



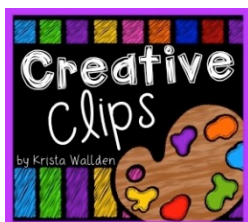
I use graphics and fonts from the following companies to create my products.



License #: 0513185205



KG Fonts



FONTS 4 TEACHERS