

# 12

# Inquiries, Investigation and Immersion

Quarter 2- Module 7:  
Reporting Findings, Drawing Conclusions  
and Making Recommendations



## **Inquiries, Investigations, and Immersion – Grade 12**

### **Alternative Delivery Mode**

**Quarter 2 – Module 7: Reporting Findings, Drawing Conclusions and Making Recommendations**

**First Edition, 2020**

**Republic Act 8293, section 176** states that: “No copyright shall subsist in any work of the Government of the Philippines. However, prior approval of the government agency or office wherein the work is created shall be necessary for exploitation of such work for profit. Such agency or office may, among other things, impose as a condition, payment of royalty.”

This material has been developed in support to the Open High School for Senior High School Program implementation in the Department of Education, Region X-Northern Mindanao. It can be reproduced for educational purposes and can be modified for the purpose of translation into another language provided that the source must be clearly acknowledged. Derivatives of the work including creating an edited version, enhancement or a supplementary work are permitted provided all original works are acknowledged and the copyright is attributed. No work may be derived from this material for commercial purposes and profit.

Borrowed materials included in this module are owned by the respective copyright holders. Effort has been exerted to locate and seek permission to use these materials from the respective copyright owners. The publisher and author do not represent nor claim ownership over them.

#### **Development Team of the Module:**

<b>Author:</b>	<b>Maria Conception Sione E. Alpore Jungie G. Palma</b>
<b>Reviewers:</b>	<b>Mark Jason Dungog Cathrine B. Pielago</b>
<b>Illustrator:</b>	<b>Jungie G. Palma</b>
<b>Management Team:</b>	
<b>Chairperson:</b>	<b>Dr. Arturo B. Bayocot, CESO III</b> Regional Director
<b>Co-Chairpersons:</b>	<b>Dr. Victor G. De Gracia Jr., CESO V</b> Asst. Regional Director <b>Mala Epra B. Magnaong</b> CES, CLMD
<b>Members:</b>	<b>Dr. Bienvenido U. Tagolimot, Jr.</b> Regional ADM Coordinator <b>Dr. Nick C. Pañares</b> EPS, Science

Printed in the Philippines by: Department of Education – Regional Office 10  
Office Address: Zone 1, Upper Balulang Cagayan de Oro City 9000  
Telefax: (088) 880-7071, (088) 880-7072  
E-mail Address: region10@deped.gov.ph

# Inquiries, Investigations, and Immersion

## Quarter 2 – Module 7: Reporting Findings, Drawing Conclusions, and Making Recommendations

This Instructional material is collaboratively developed and reviewed by educators from public and private schools, colleges, and/or universities. We encourage teachers and other education stakeholders to email their feedback., comments and recommendations to the Department of Education at [action@deped.gov.ph](mailto:action@deped.gov.ph)

**We value your feedback and recommendations.** developed and reviewed by educators from public and private schools, colleges, and universities. We encourage teachers and other education stake holders to email there



## What I Need to Know

Conclusion and Recommendations comprises the Chapter 5 of your paper and is considered as the last step in accomplishing a research study. In this module, you are going to focus on learning the last two sections of your research paper as per introduced above.

Conclusion focuses on implying the totality of the result of the study, whether all the objectives of the study are satisfied or not. Conclusion also gives the comprehensive summary of the findings of the study. The recommendations section, on the other hand, gives the opportunity for the researcher to give his/her suggestions for the betterment and improvement of the study.

This module is also designed to help young researchers to know the ways on how to improve the writing and presentation of research papers. As proofreading is important in submitting research papers, one must take note to consider all the significant points in pursuing the mentioned.

At the end of this module you are expected to learn the following:

- a. Define and understand the concepts of research conclusions, recommendations and written reports;
- b. create their own conclusion, recommendations and reports based on their specific research topics; and
- c. appreciate the importance and usage of research conclusion, recommendations and written reports in a research study.

## How to learn from this module?

To achieve the objectives of this module, do the following:

1. Read the overview to assess the coverage of this module.
2. Take the pre-test to check your comprehension on the topics.
3. Carefully read all the discussions of this module.
4. Accomplish the activities provided per lessons. Always take note of the given directions.
5. Take the post-test to check your learning.
6. Have an enjoyable learning experience!



## What I Know

Write the letter of the correct answer on the space provided before each number.

- \_\_\_\_\_ 1. This is a section in the research paper that focuses on providing a comprehensive summary of the findings and points out what were learned from the study.
- a. Summary
  - b. Conclusion
  - c. Recommendations
  - d. References
- \_\_\_\_\_ 2. What section in a research paper gives the researcher the chance to give suggestions to matters for the improvement of the research study?
- a. Summary
  - b. Conclusion
  - c. Recommendations
  - d. References
- \_\_\_\_\_ 3. Which of the following is not a purpose of the research conclusion?
- a. It stresses out the importance of the thesis statement
  - b. It gives the written work a sense of completeness
  - c. It does not leave a final impression to the readers
  - d. It demonstrates good organization.
- \_\_\_\_\_ 4. Which of the following characteristics of recommendations states that it should not be ambiguous and must be specific?
- a. Recommendations must be brief
  - b. Recommendations should be clear
  - c. Recommendations must be precise
  - d. None of the above
- \_\_\_\_\_ 5. This is defined as written documents that discusses a certain issue or topic.
- a. Research study
  - b. Research source
  - c. Research report
  - d. Research draft
- \_\_\_\_\_ 6. \_\_\_\_\_ is a content of the research report that focuses on explaining the reason of the conduct of the study.
- a. Introduction
  - b. Review of Related Literature
  - c. Methodology
  - d. Results and Discussion

- \_\_\_\_\_7. A part of the research report that holds the findings of the study and the discussion of each findings.
- a. Introduction
  - b. Review of Related Literature
  - c. Methodology
  - d. Results and Discussion
- \_\_\_\_\_8. Which among the parts of your research report focuses on presenting relevant information regarding the research topic?
- a. Introduction
  - b. Review of Related Literature
  - c. Conclusion
  - d. Recommendations
- \_\_\_\_\_9. From the given choices below, which consideration in making research reports focuses on securing the correct in-text citation?
- a. Researcher must decide on what are the sections that must be included in your report.
  - b. Researcher must write your report clearly and concisely.
  - c. References should be carefully and accurately cited.
  - d. Report should be edited by several times.
- \_\_\_\_\_10. Which of the following considerations in making research reports discusses the importance of proof-reading?
- a. Researcher must decide on what are the sections that must be included in your report.
  - b. Researcher must write your report clearly and concisely.
  - c. References should be carefully and accurately cited.
  - d. Report should be edited by several times.

Key to answer on page \_\_



## WHAT'S IN?

### LESSON 1. FORMING LOGICAL CONCLUSIONS

Conclusions is the first section of your Chapter 5. This section as described by Prieto et al. (2017), is commonly composed of the inclusive summary of findings of the research study. In this section, you can find facts that were learned from the inquiry. Conclusion serves an important part in making a research paper as it is the chance of the researcher to leave a lasting impression.

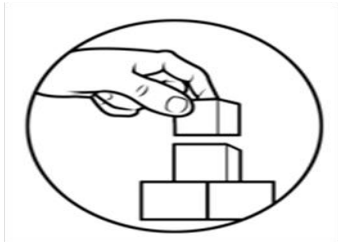
Research conclusion has its important roles and purpose in a research study. These are commonly elaborated as the following: a) it stresses out the importance of the thesis statement, b) it gives the written work a sense of completeness, c) it leaves a final impression to the readers and d) it demonstrates good organization.

When making the conclusion of your paper, you must abide with the following characteristics (Prieto et al., 2017). These characteristics will guide you to produce a quality research conclusion.

1. Conclusions are inferences, deductions, abstractions, implications, interpretations, general statements and/or generalizations based upon the finding.
2. Conclusions should appropriately answer the specific questions raised at the beginning of the investigation in the order that they are given under the statement of the problem.
3. Conclusions should point out what were factually learned from the inquiry
4. Conclusions should be formulated concisely, that is, brief and short, yet they convey all the necessary information resulting from the investigation.

Below are the strategies that you could follow in making your conclusions:

1. You briefly discuss or reecho your Introduction.
2. Put a final impression on your readers by giving them a hint of the application of your research towards their daily life.
3. Get more good impressions by concluding the importance of the study towards the society.
4. Leaving a question to the readers which could be an avenue for gaining new perspective.



## *What's More*

### **Activity 1.**

Directions: Visit your library or surf the internet for five (5) free and available research papers. Analyze how did the authors crafted their conclusion, and supply your answer on the space allotted below.

<b>Research Title</b>	<b>Author and Date Published</b> <b>(Include website if source is from the internet)</b>	<b>Analysis of the Research Conclusion</b>



## **What I Can Do**

### **Activity 7.1.2.**

Directions: Craft your research conclusion based on the discussion given above.





## What's New

### LESSON 2.

#### MAKING RECOMMENDATIONS BASED ON CONCLUSIONS

After crafting your research conclusion, the next step for you to take is to write your research recommendations. Recommendations will be the last part of your Chapter 5. Recommendation is commonly known as the section where you can give suggestions on the matters relative to your research that must be improved. When writing you must take the following considerations:

- e. Recommendations must be brief. When writing your recommendations, take note to write it concisely and as brief as possible.
- f. Recommendations should be clear. You must state the specific suggestions that you want to imply in you study.
- g. Recommendations must be precise. When giving suggestions, you should avoid vague recommendations to secure sufficient results.

As recommendations should be crafted briefly, clearly and precisely, here are some guidelines by Prieto et al. (2017) that you can use.

1. You must avoid writing broad and generic recommendations. Also, avoid recommendations that are directly related to the topic of the research.
2. Remember that recommendations are one step further than the conclusion.
3. You must take into consideration that recommendations must be specified according to the areas of concern (i.e. academe, policymakers, etc.)



## What's More

### Activity 2

Directions: For this activity, you will need the sources that you have used for the completion of the last activity. To do this activity, you need to read and analyze the contents of the recommendation of each identified source. Write all your answers on the table provided below.

<b>Research Title</b>	<b>Author and Date Published (Include website if source is from the internet)</b>	<b>Analysis of the Research Recommendation</b>



## *What I Can Do*

### Activity 3

Directions: Craft your research recommendation based on the discussion given above.



## *What's New*

### **LESSON 3. WRITING AND PRESENTING CLEAR REPORTS**

After accomplishing all of the contents of your research paper, the next thing that you must do is to prepare and write a research report. Accordingly, research reports are defined as written documents that discuss a certain issue or topic. It is a document which holds all the information about a research study from its introduction down to the recommendations.

In making your report, you must take the following considerations:

1. *You must decide on what are the sections that must be included in your report.* Take note to include the findings and discussion of your study. You should also include the introduction, methodology, conclusion and recommendations of your study.
2. *You must write your report clearly and concisely.* Main idea should be highlighted and is supported by statements for elaboration and explanation. Commonly, research reports are written in past tense form. Words used should be understandable by all of the possible readers, thus, jargon terms must be avoided.
3. *References should be carefully and accurately cited.* Citing your references is a must. Paraphrasing is also needed to avoid plagiarism.
4. *Report should be edited by several times.* Checking and proof-reading is a must to secure that all entries and information stated on the report holds credibility and transparency.

When writing a research report, you must take note that it should be in a straightforward manner. A research report is composed of five (5) integral parts, namely: The Introduction, Review of Related Literature, Methodology, Results and Discussion and Summary, Conclusion and Recommendations. The specifications of the parts are explained below:

a. Introduction

Your introduction must contain the explanation regarding the reason of the conduct of the study. It must also have the research framework, statement of the problem and objectives, significance of the study, and scope and limitations.

b. Review of Related Literature

This chapter focuses on presenting relevant information regarding the topic. Citing the references appropriately is a must in this section.

c. Methodology

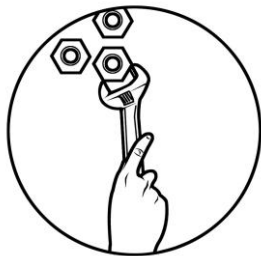
Information found in a research methodology is commonly the research design, research respondents, setting, the research methods and the analysis procedure.

d. Results and Discussion

This chapter holds the findings of the study and the discussion for each finding. Results of the study must be written clearly and objectively. There are a lot of ways that can be used in presenting results, some of which are by the use of tables, graphs and figures. These data should then be discussed.

e. Summary, Conclusion and Recommendations

Commonly, the summary of the research paper gives brief information about the research problems, methodology and findings. The conclusion, on the other hand, gives provides direct answers to the research problems. Recommendations prioritizes the suggestions that can lead to the improvement of the study.



## What I Can Do

Accomplishing your research report does not signify the end of your research. After doing such, you must take into consideration the evaluation of its quality. Take note that the ultimate goal of evaluating you paper is to secure its quality. Corbin and Strauss (1990) as cited by \_\_\_\_\_ suggests the following guidelines in assessing and evaluating research papers.

1. How was the sample selected?
2. What major themes or categories emerged?
3. What were some evidential or incidental proofs pointing to the categories?
4. What were some of the statements of relationships made during the analysis and on what grounds were they formulated and validated?
5. Were there discrepancies and how were they accounted for?
6. How and why was the core theme, is applicable, selected?
7. Are the concepts systematically related? The concepts and their relationships must be developed systematically to generate a theoretical explanation of a phenomenon of interest.
8. Was the process taken into account? A clear discussion of the process enables theory users to explain theory consequences under changing circumstances.
9. Are the theoretical findings significant and to what extent?
10. Do the findings become part of the body of the research topic?

The following sample format can help you in developing your research paper. The discussion for each component is described in the contents of this module.

RESEARCH TITLE

STUDENT'S NAME (FIRST NAME, MIDDLE NAME, LAST NAME)

RESEARCH PAPER SUBMITTED TO THE FACULTY OF THE  
DEPARTMENT OF \_\_\_\_\_,  
SCHOOL-SENIOR HIGH SCHOOL, IN PARTIAL  
FULFILLMENT OF THE REQUIREMENTS  
OF THE SUBJECT

INQUIRIES, INVESTIGATION AND IMMERSION

(MONTH AND YEAR OF COMPLETION)

**Title**

**Table of Contents**

**Abstract**

**Chapter 1. Introduction**

- a. Background of the Study
- b. Statement of the Problem
- c. Objectives of the Study
- d. Significance of the Study
- e. Scope and Limitations of the Study

**Chapter 2. Review of Related Literature**

- a. Overview/Introduction of the Review of Related Literature
- b. Body
- c. Conclusion

**Chapter 3. Methodology**

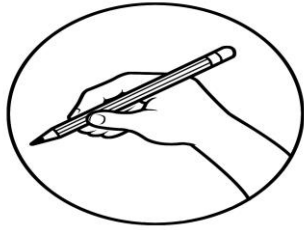
**Chapter 4. Results and Discussion**

**Chapter 5. Summary, Conclusions and Recommendations**

**References**

**Appendices**

Directions: Craft your research paper following the guidelines set on the preceding topics.



## Assessment

. Write the letter of the correct answer on the space provided before each number. Good luck!

- \_\_\_\_\_ 1. This is a section in the research paper that focuses on providing a comprehensive summary of the findings and points out what were learned from the study.
- a. Summary
  - b. Conclusion
  - c. Recommendations
  - d. References
- \_\_\_\_\_ 2. What section in a research paper gives the researcher the chance to give suggestions to matters for the improvement of the research study?
- a. Summary
  - b. Conclusion
  - c. Recommendations
  - d. References
- \_\_\_\_\_ 3. Which of the following is not a purpose of the research conclusion?
- a. It stresses out the importance of the thesis statement
  - b. It gives the written work a sense of completeness
  - c. It does not leave a final impression to the readers
  - d. It demonstrates good organization.
- \_\_\_\_\_ 4. Which of the following characteristics of recommendations states that it should not be ambiguous and must be specific?
- a. Recommendations must be brief
  - b. Recommendations should be clear
  - c. Recommendations must be precise
  - d. None of the above
- \_\_\_\_\_ 5. This is defined as written documents that discusses a certain issue or topic.
- a. Research study
  - b. Research source
  - c. Research report
  - d. Research draft
- \_\_\_\_\_ 6. \_\_\_\_\_ is a content of the research report that focuses on explaining the reason of the conduct of the study.
- a. Introduction
  - b. Review of Related Literature
  - c. Methodology
  - d. Results and Discussion

- \_\_\_\_\_7. A part of the research report that holds the findings of the study and the discussion of each findings.
- a. Introduction
  - b. Review of Related Literature
  - c. Methodology
  - d. Results and Discussion
- \_\_\_\_\_8. Which among the parts of your research report focuses on presenting relevant information regarding the research topic?
- a. Introduction
  - b. Review of Related Literature
  - c. Conclusion
  - d. Recommendations
- \_\_\_\_\_9. From the given choices below, which consideration in making research reports focuses on securing the correct in-text citation?
- a. Researcher must decide on what are the sections that must be included in your report.
  - b. Researcher must write your report clearly and concisely.
  - c. References should be carefully and accurately cited.
  - d. Report should be edited by several times.
- \_\_\_\_\_10. Which of the following considerations in making research reports discusses the importance of proof-reading?
- a. Researcher must decide on what are the sections that must be included in your report
  - b. Researcher must write your report clearly and concisely.
  - c. References should be carefully and accurately cited.
  - d. Report should be edited by several times.





## What I Have Learned

1. The Chapter 5 of the research paper is composed of Conclusion and Recommendations.
2. The conclusion is composed of the inclusive summary of the findings of the study.
3. The uses of research conclusions are denoted by the following: a) it stresses out the importance of the thesis statement, b) it gives the written work a sense of completeness, c) it leaves a final impression to the readers and d) it demonstrates good organization.
4. Recommendations is the section in the research paper where you could give your suggestions for the improvement of the study.
5. The research recommendations should follow the following characteristics: a) must be brief, b) should be clear and c) must be precise.
6. Things to consider when crafting the recommendations where as follows: a) must avoid writing broad and generic recommendations; b) recommendations must be one step further than the conclusion and c) researchers must consider the areas of concerns of the study.
7. The research report gives the information about the research study. It must be composed of five (5) chapters namely: 1) Introductions, 2) Review of Related Literature, 3) Methodology, 4) Results and Discussion and 5) Conclusion and Recommendations.
8. All chapters of the research report/paper should be written in accordance with the guidelines set for each one.

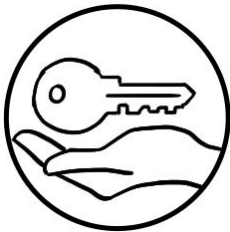


## REFERENCES

Prieto, N.G., Naval, V.C. & Carey, T.G. (2017). *Practical research 1 for senior high school: Qualitative*. Quezon City, Metro Manila: LORIMAR Publishing, Inc.

Prieto, N.G., Naval, V.C. & Carey, T.G. (2017). *Practical research 2 for senior high school: Quantitative*. Quezon City, Metro Manila: LORIMAR Publishing, Inc.

Torneo, A.R. & Clamor-Torneo, H.S. (2017). *Practical research 2: An introduction to quantitative research*. Quezon City: SIBS Publishing House, Inc.



## Answer Key

	1.B
	2.C
	3.C
	4.B
	5.C
	6.A
	7.D
	8.B
	9.C
	10.D
	TOTAL POINTS

For inquiries or feedback, please write or call:

Department of Education - Bureau of learning Resources  
Zone 1, DepEd Building Masterson Avenue, Upper Balulang,  
Cagayan de Oro City, 9000

Telefax: (088) 880 7072

E-mail address: [region10@deped.gov.ph](mailto:region10@deped.gov.ph)

