

Size: 5.875" x 8"

Color: Black



PROJECT ZORGO VOICE MORPHER

Ages 6 and up
Item #41165
PZ-08



© 2020 DAVCHY IP HOLDINGS, LLC
©2020 Playmates. Playmates International Company Ltd.
23/F, The Toy House, 100 Canton Road, TST, Kowloon,
Hong Kong. PRINTED IN CHINA.
Please keep all relative information for further reference.

Distributor - US Market Only

Playmates Toys Inc.
909 N. Pacific Coast Highway,
Ste 800 El Segundo, CA 90245
Email:
toys@playmatestoys.com

Hey, Spy Ninjas. We have a new mission for you – disguise yourself and invade Project Zorgo!

Hoodie, check. Mask, check. With this Spy Gadget you can sound like a real PZ member and talk your way right into the Black Pyramid. Now we can get to the core of their plans.

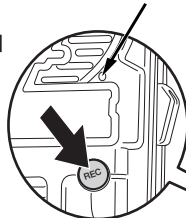
Get ready to hack them back!

Requires 2x AAA Batteries
(Batteries included)

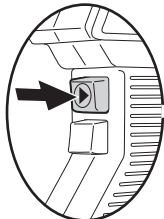
PROJECT ZORGO™

- ① Record your own messages by holding the red button. Wait for the beep. You have 10 seconds.

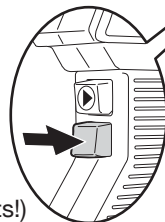
Microphone



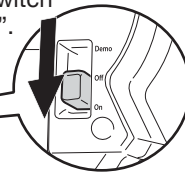
- ② Press to play back your own messages.



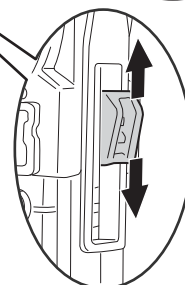
- ③ Press to hear Project Zorgo phrases (and sound effects!)



Demo/On/Off switch.
Slide switch
to "ON".



- ④ After recording, press playback button #2. Move slide up and down to disguise your voice!



Size: 11.75" x 8"

Color: Black

If Voice Morpher is not working, try resetting.

To Reset: Slide the switch to "OFF", then slide the switch to "ON".

If Voice Morpher is still not working, try replacing the batteries.

To change batteries:

- Unscrew battery cap.
- Take out old batteries and replace with 2 new AAA batteries.
- Replace battery cap.

Battery Instructions:

- Non-rechargeable batteries are not to be recharged.
- Different types of batteries or new and used batteries are not to be mixed.
- Only batteries of the same or equivalent type as recommended are to be used.
- Batteries are to be inserted with the correct + and - polarity.
- Exhausted batteries are to be removed from the toy.
- The supply terminals are not to be short-circuited.
- Batteries are to be removed from the toys when not in use.
- Do not dispose of batteries in fire.
- Do not use rechargeable batteries.
- For electric toys using rechargeable batteries, the batteries should be charged under adult supervision.
- Batteries are only to be charged by persons of at least 8 years old.

Adult supervision is required to replace batteries.

Batteries Regulation: Do not mix old and new batteries.
Do not mix alkaline, standard (carbon-zinc), or rechargeable batteries.

This device complies with Part 15 of the FCC Rules.

Operation is subject to the following two conditions:

- (1) this device may not cause harmful interference, and
- (2) this device must accept any interference received, including interference that may cause undesired operation. Under the environment with severe electrostatic discharge, the product may malfunction and requires user reset.

Warning: Changes or modifications to this unit not expressly approved by the party responsible for compliance could void the user's authority to operate the equipment.

NOTE: This equipment has been tested and found to comply with the limits for a Class B digital device, pursuant to Part 15 of the FCC Rules. These limits are designed to provide reasonable protection against harmful interference in a residential installation. This equipment generates, uses, and can radiate radio frequency energy and, if not installed and used in accordance with the instructions, may cause harmful interference to radio communications. However, there is no guarantee that interference will not occur in a particular installation. If this equipment does cause harmful interference to radio or television reception, which can be determined by turning the equipment off and on, the user is encouraged to try to correct the interference by one or more of the following measures:

- Reorient or relocate the receiving antenna.
- Increase the separation between the equipment and receiver.
- Connect the equipment into an outlet on a circuit different from that to which the receiver is connected.
- Consult the dealer or an experienced radio TV technician for help.

