



HISTORY



1964 NATIONAL CHAMPIONS

Without question, the proudest moment in the history of Arkansas Razorback football is the 1964 national championship. Head coach Frank Broyles led his 1964 team to an undefeated 10-0 regular season record and a 10-7 Cotton Bowl victory over Nebraska.

The 1964 national championship was historic not so much for who won but for when the title was awarded.

In 1964, seven different entities named a mythical national champion. The two most notable polls to fans at the time — The Associated Press and the United Press International — did not wait until after the bowl games to award their champion. Because of that, Alabama was named the national champ by the AP, UPI and Litkenhous groups. However, the Crimson Tide went on to lose 21-17 to Texas in the Orange Bowl and finish 10-1 on the year.

Arkansas remained the only undefeated team in the country at 11-0 with its victory over Nebraska. Two groups who waited until after the bowl games to name their champion — The Football Writers Association of America and the Helms Athletic Foundation — named Frank Broyles' Razorbacks as national champs. Notre Dame and Michigan also were honored by lesser known polls. Both the AP (1965) and UPI (1974) eventually changed their procedure, choosing to wait until after the bowls to announce their final polls.



LEFT TO RIGHT- FIRST ROW: 1. Gary Robinson; 2. Ronnie Mac Smith; 3. Tom McKnelly; 4. Fred Marshall; 5. Jerry Welch; 6. Jim Finch; 7. Dick Hatfield; 8. Ken Hatfield; 9. Jim Lindsey; 10. Johnny Majors. **SECOND ROW:** 11. Bill Ferrell; 12. Randy Stewart; 13. Jerry Jones; 14. Mike Jordan; 15. Tommy Sain; 16. Bobby Roper; 17. Jim Williams; 18. Larry Watkins; 19. Loyd Phillips; 20. Bobby Burnett; 21. Lee Johnson; 22. Melvin Gibbs; 23. Glen Ray Hines; 24. Mike Bender; 25. Jim Mackenzie. **THIRD ROW:** 26. Lon Ferrell; 27. Merv Johnson; 28. Eddie Woodlee; 29. Martine Bercher; 30. Dick Cunningham; 31. Harry Jones; 32. Jimmy Johnson. **FOURTH ROW:** 33. Bobby Nix; 34. Richard Trail; 35. Tommy Burnett; 36. Guy Jones; 37. Joe Black; 38. Bill Gray; 39. Claud Smithey; 40. Jackie Brausuell; 41. Stu Berryhill; 42. Bobby Crockett; 43. Charles Daniel.

1964 GAME-BY-GAME

ARKANSAS 14, OKLAHOMA STATE 10 SEPT. 19, 1964 • LITTLE ROCK, ARK.

- The Hogs earned 235 yards rushing including touchdown runs by Jim Lindsey and Bobby Burnett.
- Arkansas staged a 64-yard game-winning drive in the third quarter to secure the victory.

ARKANSAS 31, TULSA 22 SEPT. 26, 1964 • FAYETTEVILLE, ARK.

- Arkansas scored 31 straight points after trailing 14-0 midway through the first quarter.
- Arkansas All-American linebacker Ronnie Caveness returned an interception for a touchdown and recovered a fumble in the win.

ARKANSAS 29, TCU 6 OCT. 3, 1964 • FORT WORTH, TEXAS

- The Razorbacks intercepted TCU six times in the victory including two thefts by defensive half-back Bill Gray.
- Arkansas quarterback Fred Marshall threw for 157 yards and scored a rushing touchdown.

ARKANSAS 17, BAYLOR 6 OCT. 10, 1964 • LITTLE ROCK, ARK.

- Arkansas racked up 342 yards of total offense.
- The Hogs collected six Baylor turnovers including three interceptions and three fumble recoveries.

ARKANSAS 14, TEXAS 13 OCT. 17, 1964 • AUSTIN, TEXAS

- Ken Hatfield's 81-yard punt return for a touchdown set the tone for the Arkansas victory.
- Arkansas linebacker Ronnie Caveness tallied 25 tackles against the Longhorns.

ARKANSAS 17, WICHITA STATE 0 OCT. 24, 1964 • LITTLE ROCK, ARK.

- Arkansas blanked the Shockers in the first of its school-record-tying five straight shutouts.
- Quarterback Fred Marshall ran for a score and passed to Jim Lindsey for another in the win.

ARKANSAS 17, TEXAS A&M 0 OCT. 31, 1964 • COLLEGE STATION, TEXAS

- The Arkansas defense limited Texas A&M to seven yards rushing in the final 30 minutes of the game.
- Arkansas offensive halfback Jack Brasuell scored twice on the ground in the win over the Aggies.

ARKANSAS 21, RICE 0 NOV. 7, 1964 • FAYETTEVILLE, ARK.

- Rice snapped the ball in Arkansas territory on only one play the entire game.
- Harry Jones returned an Owls' errant pass for a 35-yard touchdown.

ARKANSAS 44, SMU 0 NOV. 14, 1964 • FAYETTEVILLE, ARK.

- Arkansas racked up 340 yards in total offense.
- Ken Hatfield essentially cemented his national punt return crown by returning a punt 78 yards for a touchdown against the Ponies.

ARKANSAS 17, TEXAS TECH 0 NOV. 21, 1964 • LUBBOCK, TEXAS

- The Razorbacks tied a school record with their fifth straight shutout.
- Bobby Roper blocked two Texas Tech field goal attempts and recovered a fumble in the regular-season finale against the Red Raiders.

ARKANSAS 10, NEBRASKA 7 JAN. 1, 1965 • COTTON BOWL • DALLAS, TEXAS

- The Hogs' victory coupled with a loss by Alabama in the Orange Bowl established Arkansas as the only undefeated team in the nation. Both The Football Writers Association of America and the Helms Athletic Foundation voted Arkansas the 1964 national champion.
- Arkansas trailed 7-3 before mounting an 80-yard scoring drive in the fourth quarter to secure the win and the national crown.



5 DARREN MCFADDEN
Little Rock, Ark. | Running Back

- 2007 Walter Camp Player of the Year
- 2007 Doak Walker Award
- 2007 Sporting News Player of the Year
- 2007 Unanimous First Team All-American
- 2006 Doak Walker Award
- 2006 Consensus First Team All-American



MCFADDEN'S HONORS

2007


- Walter Camp Player of the Year
- Doak Walker Award
- Heisman Trophy Runner-Up
- Unanimous First Team All-American (AFCA, AP, CBSSports.com, College Football News, FWAA, Phil Steele, Pro Football Weekly, Rivals.com, Sporting News, Walter Camp)
- Sporting News Player of the Year
- Maxwell Award Finalist
- SEC Coaches Offensive Player of the Year
- First Team All-SEC (AP, Coaches)

2006

- Doak Walker Award
- Heisman Trophy Runner-Up
- Consensus First Team All-American (AFCA, AP, CBSSports.com, FWAA, Rivals.com, Sports Illustrated, Pro Football Weekly, Scout.com, Walter Camp)
- Walter Camp Player of the Year Finalist
- Associated Press SEC Offensive Player of the Year
- SEC Coaches Offensive Player of the Year
- First Team All-SEC (AP, Coaches)
- SEC Co-Offensive Player of the Week (Nov. 24 vs. LSU)

2005

- First Team Freshman All-American (FWAA, College Football News, ESPN.com, Rivals.com, Scout.com, Sporting News)
- SEC Freshman of the Year (AP, Coaches, College Football News)
- First Team All-SEC (AP, Coaches)
- ESPN.com SEC Newcomer of the Year
- College Football News All-SEC Team
- ESPN.com All-SEC Team
- Scout.com All-SEC Team
- SEC All-Freshman Team (Coaches, Sporting News)





McFADDEN'S QUICK HITS

- Ranks second on the SEC career rushing list with 4,590 yards.
- Only the second two-time winner of the Doak Walker Award (Ricky Williams, Texas, 1997-98).
- One of only three players in conference history to rush for 1,000 yards in his freshman, sophomore and junior seasons along with former Razorback Alex Collins and Georgia great Herschel Walker.
- Averaged 120.8 yards rushing per game during his career, which ranks third all-time in the SEC.
- Ranks second in the SEC in career all-purpose yards with 5,881 and third in career yards per game average with 154.8.
- Ranks fourth in the SEC in single-season all-purpose yardage with 2,310 in 2007.
- Owns the two highest rushing totals in school history with 1,830 yards in 2007 and 1,647 yards in 2006.
- Rushed for 100 yards or more a school-record 22 times in 38 career games, including 10 of 13 games in 2007.
- Averaged 129.8 yards per game in his career against ranked opponents (2,337 in 18 games).
- Boasted a rushing average of 120.8 per game in his Razorback career, including a 130.9 yard average in SEC games.



McFADDEN IN THE ARKANSAS RECORD BOOK

CATEGORY	STAT	RANK
Rushing Attempts	785	1
Rushing Yards	4,590	1
Rushing Touchdowns	41	2
100-Yard Rushing Games	22	1



McFADDEN'S CAREER STATISTICS

	G/GS	RUSHING			RECEIVING			PASSING					KICKOFF RETURNS			
		ATT	YARDS	TD	REC	YARDS	TD	COMP	ATT	YARDS	TD	INT	NO.	YARDS	TD	LONG
2005	11/8	176	1,113	11	14	52	0	1	2	13	0	0	12	348	0	81
2006	14/14	284	1,647	14	11	149	1	7	9	69	3	1	10	262	1	92
2007	13/12	325	1,830	16	21	164	1	6	11	123	4	0	16	316	0	33
TOTAL	38/34	785	4,590	41	46	365	2	14	22	205	7	1	38	926	1	92





45 D.J. WILLIAMS
Little Rock, Ark. | Tight End

2010 John Mackey Award
2010 Disney Spirit Award



WILLIAMS' HONORS

2010

- John Mackey Award
- Disney Spirit Award
- Second Team All-American (Scout.com, Sports Illustrated)
- Third Team All-American (AP)
- First Team All-SEC (AP, Coaches)

2008

- First Team All-SEC (AP)

2007

- SEC All-Freshman Team

WILLIAMS' QUICK HITS

- Named the first Mackey Award winner in Arkansas history after becoming the school's first semifinalist in 2008.
- Finished the 2010 season with a team-leading 54 receptions for 627 yards and a career-high four touchdowns.
- Named to the All-SEC first team in 2010 after helping the Razorbacks be the only team in the country with a 3,000-yard passer, a 1,000-yard rusher and five 600-yard receivers.
- Finished his career with 152 receptions, at the time the second-highest total in school history and the most by a non-wide receiver, 1,855 receiving yards, which ranked eighth on the school's all-time list, and 10 touchdowns.
- Totaled three 100-yard receiving games in 2008, which is the most by a non-wide receiver in a season in school history.
- Tied with fellow tight end Hunter Henry for the most 100-yard receiving games by a non-wide receiver for a career in school history with four.



WILLIAMS' CAREER STATISTICS

	G/GS	REC.	RECEIVING			
			YDS.	AVG.	TD	LG
2007	13/2	5	94	18.8	0	28
2008	12/8	61	723	11.9	3	76
2009	13/9	32	411	12.8	3	69
2010	13/13	54	627	11.6	4	46
TOTAL	51/32	152	1,855	12.2	10	76





84 HUNTER HENRY
Little Rock, Ark. | Tight End



2015 John Mackey Award
2015 Consensus First Team All-American

HENRY'S HONORS

2015

- John Mackey Award
- Consensus First Team All-American (AFCA, AP, Athlon, ESPN.com, Phil Steele, Sporting News, USA Today, Walter Camp)
- Second Team All-American (Sports Illustrated)
- First Team All-SEC (AP, Coaches, Athlon, Phil Steele, ESPN.com, USA Today)

2014

- Second Team All-SEC (Coaches)
- All-SEC Honorable Mention (AP)
- CFPA Tight End of the Week Honorable Mention (Nov. 1)

2013

- Freshman All-American (FWAA, Sporting News, Athlon, Phil Steele, College Football News)
- Second Team All-SEC (AP, Athlon, Phil Steele)
- SEC All-Freshman Team

HENRY'S QUICK HITS

- Became the second Razorback to win the John Mackey Award — awarded annually to the most outstanding tight end in college football — joining D.J. Williams (2010) and making Arkansas the only school to produce multiple winners.
- Totaled four 100-yard receiving games, equaling Williams' program record by a tight end.
- 93 of his 116 career receptions resulted in a first down or touchdown, for a conversion rate of 80 percent.
- His receptions on third down passing plays resulted in a first down or touchdown 97.4 percent of the time (36 first downs, two touchdowns).
- Led all FBS tight ends with 739 yards receiving on 51 receptions in 2015.
- Did not drop a single pass during the 2015 season.
- Topped SEC tight ends in first down catches each of his three seasons.



HENRY'S CAREER STATISTICS

	G/GS	RECEIVING				
		REC.	YDS.	AVG.	TD	LG
2013	12/7	28	409	14.6	4	52
2014	13/10	37	513	13.9	2	38
2015	13/13	51	739	14.5	3	51
TOTAL	38/30	116	1,661	14.3	9	52





3 JOE ADAMS
Little Rock, Ark. | Wide Receiver

2011 Johnny "The Jet" Rodgers Award
2011 Consensus All-American



ADAMS' HONORS

- 2011**
- Johnny "The Jet" Rodgers Award
 - First Team All-American (Pro Football Weekly, FWAA, Sporting News)
 - Second Team All-American (AP, Sports Illustrated, Walter Camp, Phil Steele)
 - First Team All-SEC (AP, Coaches)
 - SEC Special Teams Player of the Year
 - Paul Hornung Award Finalist
 - Best Play ESPY Award Winner for his 60-yard punt return touchdown vs. Tennessee
 - SEC Special Teams Player of the Week (Sept. 3)

- 2009**
- Second Team All-SEC (AP)

ADAMS' QUICK HITS

- Recorded four punt return touchdowns and averaged 16.89 yards per return in 2011.
- His touchdown total tied the single-season SEC record, and his average led the conference, ranked second in the NCAA and was the fourth-highest average in school history.
- Tied an SEC record with two punt return touchdowns in a game, a feat he accomplished in the season opener vs. Missouri State while breaking the Arkansas single-game punt return yardage record with 174.
- Concluded his career with five punt return touchdowns, tied for third in SEC history, and an average of 15.83 yards per punt return that ranks second all-time at Arkansas.
- Ranks third on Arkansas' all-time career receptions list with 164.
- Fifth in school history with 2,410 career receiving yards, seven career 100-yard receiving games and 17 career receiving touchdowns.



ADAMS' CAREER STATISTICS

	G/GS	RECEIVING				PUNT RETURNS				KICKOFF RETURNS			
		REC	YARDS	TD	LG	NO.	YARDS	AVG.	TD	NO.	YARDS	AVG.	TD
2008	12/7	31	377	1	33	0	0	0.0	0	1	20	20.0	0
2009	10/7	29	568	7	78	1	0	0.0	0	2	41	20.5	0
2010	12/4	50	813	6	85	16	249	15.6	1	4	63	15.8	0
2011	13/11	54	652	3	67	19	321	16.9	4	0	0	0	0
TOTAL	47/29	164	2,410	17	85	36	570	15.8	5	7	124	17.7	0



63 JONATHAN LUIGS
Little Rock, Ark. | Center



2007 Rimington Trophy
2007 Consensus First Team All-American

LUIGS' HONORS

2007

- Rimington Trophy
- Jacobs Blocking Trophy
- Consensus First Team All-American (FWAA, CBSSports.com, College Football News, Phil Steele, Rivals.com, Sporting News, Walter Camp)
- Second Team All-American (AP)
- First Team All-SEC (AP, Coaches)

2006

- Rimington Trophy Finalist
- Third Team All-American (AP)
- First Team All-SEC (AP, Coaches)

2005

- SEC All-Freshman Team

LUIGS' QUICK HITS

- Helped Arkansas lead the SEC and rank fourth in the nation in rushing (286.5), rank 17th in total offense (450.0) and 13th in scoring (37.3) in 2007.
- Helped clear the way for Darren McFadden, the Heisman Trophy runner-up and Doak Walker Award winner, to rush for 1,830 yards and 16 touchdowns and for All-American Felix Jones, who ran for 1,162 yards and 11 scores in 2007.
- In 2007, Arkansas set school records with 3,750 rushing yards on the season and ranked fourth in the nation, with 5,850 yards of total offense, and in scoring with 485 total points and 37.3 points per game.
- Led the offensive line with a 90.4 percent grade average including team-leading averages in run (86.1 percent) and pass (96.9 percent) blocking in 2007.
- Helped Arkansas lead the SEC and rank fourth in the nation in rushing.





70 **LOYD PHILLIPS**
Longview, Texas | Tackle

PHILLIPS' HONORS

1966

- Outland Trophy
- Consensus First Team All-American (AFCA, AP, FWAA, Sporting News, Walter Camp)
- First Team All-SWC

1965

- Consensus First Team All-American (AFCA, AP, Walter Camp)
- First Team All-SWC

1964

- First Team All-SWC

PHILLIPS' QUICK HITS

- Finished his career with 304 tackles, including a 22-tackle performance against Tulsa.
- Made 100 stops in 1965 and 97 in 1966.



1966 Outland Trophy
1966 Consensus First Team All-American
1965 Consensus First Team All-American



64 **BILL "BUD" BROOKS**
Wynne, Ark. | Guard/Defensive Tackle

BROOKS' HONORS

1954

- Outland Trophy
- Consensus First Team All-American (AFCA, AP, FWAA, Walter Camp)
- First Team All-SWC

BROOKS' QUICK HITS

- Helped the Hogs win the SWC championship with an 8-3 record and earn a trip to the 1955 Cotton Bowl against Georgia Tech.
- MVP of the south team in the Senior Bowl.

1954 Outland Trophy
1954 Consensus First Team All-American





FIRST TEAM

1929
Wear Schoonover, End.....GR, NYS

1936
Jack Robbins, QBAABF

1937
Jim Benton, End.....NANA

1948
Clyde Scott, TB.....AFCA, AP

1954
Bud Brooks, OG/DT.....AFCA, AP, FWAA, WC

1959
Jim Mooty, Back.....AP

1960
Wayne Harris , LB.....FWAA

1961
Lance Alworth, Back.....FWAA

1962
Billy Moore, QB.....FWAA

1963
Ronnie Caveness, LB.....FN

1964
Ronnie Caveness, LB.....AFCA, AP, FWAA, NEA, SN

1965
Glen Ray Hines , OT.....AFCA, AP, FWAA, WC
Bobby Crocket, End.....FWAA
Loyd Phillips, DT.....AFCA, AP, WC

1966
Martine Bercher, S.....AFCA, UPI
Loyd Phillips, DT.....AFCA, AP, FWAA, SN, WC

1968
Jim Barnes, OG.....AP

1969
Rodney Brand , C.....AP, FWAA, WC
Cliff Powell, LB.....AFCA
Chuck Dicus, End.....AFCA

1970
Bruce James, DE.....FWAA
Dick Bumpas, DTAP
Chuck Dicus, End.....AFCA, AP, WC
Bill McClard, K.....AFCA

1971
Bill McClard, K.....FWAA, SN

1976
Steve Little, K/PAFCA

1977
Leotis Harris, OG.....AFCA, AP, WC
Steve Little, K/P.....AFCA, FWAA, SN

1978
Dan Hampton, DT.....AFCA
Jimmy Walker, DT.....FWAA

1979
Greg Kolenda, OT.....AFCA, AP, FWAA, WC

1981
Bruce Lahay, K/PFWAA
Billy Ray Smith Jr, DE.....AFCA, AP, FWAA, SN, WC

1982
Steve Korte, OG.....AFCA, AP, FWAA, SN
Billy Ray Smith Jr, DE.....AFCA, AP, FWAA, SN, WC

1983
Ron Faurot, DE.....UPI

1986
Greg Horne, P.....AFCA

1987
Tony Cherico, NG.....AFCA

1988
Wayne Martin, DT.....AP, FWAA, SN
Kendall Trainor, K.....AFCA, AP, SN, WC

1989
Jim Mabry, OT.....AFCA, AP, WC

1998
Brandon Burlsworth, OG.....FN

2001
Jermaine Petty, LB.....AAFF, AFCA

2002
Ken Hamlin, FS.....CFN
Shawn Andrews, OT.....AFCA, CFN, CNNSI, ESPN.com, FWAA, SN

2003
Shawn Andrews, OT.....AFCA, AP, CFN, CNNSI, ESPN.com, FWAA, SN, WC

2005
Felix Jones, KR/RB.....CFN

2006
Darren McFadden, RB.....AFCA, AP, CBS, FWAA, PFW, SI, Scout, WC

2007
Jonathan Luigs, C.....CBS, CFN, FWAA, PS, Rivals, SN, WC
Felix Jones, KR/RB.....PS, Rivals, Scout, WC
Darren McFadden, RB.....AFCA, AP, CBS, CFN, FWAA, PFW, PS, Rivals, SN, WC

2011
Joe Adams, PR/APPFW, FWAA, SN

2013
Travis Swanson, C.....USA Today

2015
Hunter Henry, TE.....AFCA, AP, Athlon, ESPN.com, PS, SN, USA Today, WC
Sebastian Tretola, OG.....SI

2016
Frank Ragnow, OLPFF



A finalist for the Outland Trophy and Lombardi Award as a junior in 2003, **SHAWN ANDREWS** was also named the SEC's Offensive Player of the Year by College Football News and won the Jacobs Trophy as the SEC's best blocker for the second straight season.



In addition to winning the 2015 John Mackey Award, **HUNTER HENRY** earned first team All-America nods from four of the five outlets used to determine which players receive consensus status — AFCA, Associated Press, Sporting News and the Walter Camp Football Foundation.

OTHER ALL-AMERICANS

1929
Wear Schoonover, End.....2nd (UPI), 3rd (AP, INS)

1937
Jim Benton, End.....2nd (ChP), 3rd (AP, CP)

1959
Jim Mooty, Back.....3rd (NEA)

1979
Ish Ordonez, K.....2nd (UPI)

1998
Brandon Burlsworth, OG.....2nd (AP)

1999
Kenoy Kennedy, FS.....3rd (AP)
Anthony Lucas, SE.....3rd (AP)

2006
Jonathan Luigs, C.....3rd (AP)
Stephen Parker, OG.....2nd (SN)
Tony Ugoh, OT.....2nd (Rivals), 3rd (AP)

2007
Felix Jones, KR/RB.....2nd (AP)
Jonathan Luigs, C.....2nd (AP)
Robert Felton, OG.....2nd (AP, PS, Rivals)

2010
D.J. Williams, TE.....2nd (Scout, SI), 3rd (AP)

2011
Joe Adams, PR/AP.....2nd (AP, PS, SI, WC)

2012
Cobi Hamilton, WR.....3rd (AP, PS)

2013
Travis Swanson, C.....2nd (CSM), 4th (PS)

2015
Alex Collins, RB.....3rd (Athlon), 4th (PS)
Hunter Henry, TE.....2nd (SI)
Sebastian Tretola, OG.....2nd (AP, Athlon, SN)

2016
Frank Ragnow, OL.....4th (PS)
Dan Skipper, OL.....2nd (AFCA)

CONSENSUS ALL-AMERICANS

1948
Clyde Scott, Back

1954
Bud Brooks, OG/DT

1965
Glen Ray Hines, OT
Lloyd Phillips, DT

1966
Lloyd Phillips, DT

1968
Jim Barnes, OG

1969
Rodney Brand, C

1970
Dick Bumpas, DT

1977
Leotis Harris, OG
Steve Little, K/P

1979
Greg Kolenda, OT

1981
Billy Ray Smith Jr., DE

1982
Steve Korte, OG
Billy Ray Smith Jr., OG

1988
Wayne Martin, DT
Kendall Trainor, K

1989
Jim Mabry, OT

2002
Shawn Andrews, OT

2003
Shawn Andrews, OT

2006
Darren McFadden, RB

2007
Jonathan Luigs, C
Felix Jones, KR/RB
Darren McFadden, RB

2011
Joe Adams, PR/AP

2015
Hunter Henry, TE

BOLD indicates Unanimous Selection

AWARD ORGANIZATION LEGEND

AABF.....	All-America Board of Football
AAFF.....	All-American FB Foundation
AFCA.....	American FB Coaches Assoc.
AP.....	Associated Press
CBS.....	CBSSports.com
CFN.....	College Football News
ChP.....	Charles Parker
CNN SI.....	CNN Sports Illustrated
CP.....	Central Press
FN.....	Football News
FWAA.....	Football Writers Assoc. of America
GR.....	Grantland Rice
INS.....	International News Service
NANA.....	North American Newspaper Alliance
NEA.....	Newspaper Enterprise Association
NYS.....	New York Sun
PFF.....	Pro Football Focus
PFW.....	Pro Football Weekly
PS.....	Phil Steele College Football
SI.....	Sports Illustrated
SN.....	Sporting News
UPI.....	United Press International
WC.....	Walter Camp Foundation



The 1978 SWC Outstanding Player of the Year by the Houston Post, **DAN HAMPTON** helped Arkansas reach the Fiesta Bowl and earn a No. 10 final ranking in 1978.



FIRST TEAM

1992

Kirk Botkin, TE.....Coaches
Pete Raether, P.....AP

1993

Henry Ford, DE.....AP, Coaches
Orlando Watters, CB.....Coaches

1995

Madre Hill, RB.....AP, Coaches
Mark Smith, LB.....AP, Coaches
Steven Conley, DE.....Coaches

1998

Brandon Burlsworth, OG.....AP, Coaches
Melvin Bradley, NG.....Coaches
Zac Painter, S.....AP, Coaches

1999

Anthony Lucas, WR.....AP
Kenoy Kennedy, FS.....Coaches

2000

Quinton Caver, LB.....AP, Coaches

2001

Jermaine Petty, LB.....AP
Ken Hamlin, FS.....AP

2002

Fred Talley, RB.....Coaches
Ken Hamlin, FS.....AP, Coaches
Shawn Andrews, OT.....AP, Coaches

2003

Ahmad Carroll, CB.....Coaches
Cedric Cobbs, RB.....AP, Coaches
Shawn Andrews, OT.....AP, Coaches
Tony Bua, LB/FS.....Coaches

2004

Jeb Hucekba, DE.....Coaches

2005

Darren McFadden, RB.....AP, Coaches

2006

Chris Houston, CB.....AP
Darren McFadden, RB.....AP, Coaches
Jamaal Anderson, DE.....AP, Coaches
Jonathan Luigs, C.....AP, Coaches
Keith Jackson, DT.....AP
Sam Olajubutu, LB.....AP, Coaches
Tony Ugoh, OT.....AP, Coaches
Zac Tubbs, OT.....Coaches

2007

Darren McFadden, RB.....AP, Coaches
Felix Jones, RB/KR.....AP, Coaches
Jonathan Luigs, C.....AP, Coaches
Mitch Petrus, OG.....Coaches
Robert Felton, OG.....AP, Coaches

2008

D.J. Williams, TE.....AP

2009

Mitch Petrus, OG.....AP, Coaches

2010

D.J. Williams, TE.....AP, Coaches
DeMarcus Love, OT.....AP, Coaches
Knile Davis, RB.....AP

2011

Jake Bequette, DE.....Coaches
Jarius Wright, WR.....AP, Coaches
Joe Adams, WR/PR.....AP, Coaches
Tyler Wilson, QB.....AP, Coaches

2012

Cobi Hamilton, WR.....AP, Coaches

2013

Travis Swanson, C.....AP

2014

Martrell Spaight, LB.....AP, Coaches

2015

Hunter Henry, TE.....AP, Coaches
Sebastian Tretola, OG.....AP, Coaches

2016

Dan Skipper, OL.....AP, Coaches
Rawleigh Williams III, RB.....AP



KEN HAMLIN left as Arkansas' record holder for career tackles with 381. In 2000, he became the first Razorback freshman to lead the team in tackles before becoming a first-team All-American in 2002 and a two-time All-SEC first team (2001, 02) choice.



JARIUS WRIGHT became one of three Razorback wide receivers to top the 1,000-yard plateau for a single season when he totaled 1,117 receiving yards in 2011. He finished his career as Arkansas' all-time leading receiver with 2,934 yards.



SECOND TEAM

1992

Kirk Botkin, TE..... AP
 Pete Raether, P..... Coaches
 Orlando Watters, CB Coaches

1993

Kirk Botkin, TE..... AP
 Isaac Davis, OG..... Coaches

1995

Tracy Cantlope, CB..... Coaches
 Steven Conley , DE..... AP
 Verl Mitchell, OG..... AP, Coaches
 Junior Soli, NG..... AP, Coaches

1996

Melvin Bradley, NG..... Coaches
 Russ Brown, OG..... Coaches
 C.J. McLain, DE..... Coaches

1997

Melvin Bradley, NG..... AP, Coaches
 Brandon Burlsworth, OG AP, Coaches

1998

Melvin Bradley, NG..... AP
 Kenoy Kennedy, FS..... AP
 Todd Latourette, K..... AP, Coaches
 Anthony Lucas, WR..... AP, Coaches
 C.J. McLain, DE..... AP
 Clint Stoerner, QB..... AP

1999

David Barrett, CB..... AP, Coaches
 Joe Dean Davenport, TE..... Coaches
 Kenoy Kennedy, FS..... AP
 Anthony Lucas, WR..... Coaches
 Clint Stoerner, QB..... AP
 Bobbie Williams, OT Coaches

2000

Richie Butler, P..... AP, Coaches

2001

Shawn Andrews, OT AP
 Tony Bua, LB/FS AP
 Carlos Hall, DE..... AP
 Kenny Sandlin, C..... AP
 Fred Talley, RB..... Coaches

2002

Tony Bua, LB/FS AP, Coaches
 Ahmad Carroll, CB..... Coaches
 Fred Talley, RB..... AP

2003

Tony Bua, LB/FS AP
 Caleb Miller, LB..... AP, Coaches
 Jason Peters, TE..... Coaches
 George Wilson, SE..... AP

2004

Matt Jones, QB..... Coaches

2005

Keith Jackson, DT AP
 Felix Jones, RB/KR..... Coaches
 Sam Olajubutu, LB..... AP
 Kyle Roper, C..... AP

2006

Felix Jones, RB/KR..... AP, Coaches
 Stephen Parker, OG AP

2007

Nate Garner, OT AP, Coaches
 Michael Grant, FS..... AP, Coaches
 Marcus Harrison, DT AP
 Matt Hewitt, SS..... AP

2008

Jeremy Davis, P AP
 Jonathan Luigs, C AP, Coaches
 Malcolm Sheppard, DE..... AP, Coaches
 Michael Smith , RB AP, Coaches
 D.J. Williams, TE Coaches

2009

Joe Adams, WR/PR..... AP
 Ryan Mallett, QB AP, Coaches
 Malcolm Sheppard, DE..... AP, Coaches
 D.J. Williams, TE Coaches

2010

Jake Bequette, DE AP, Coaches
 Knile Davis, RB Coaches
 Jerry Franklin, LB Coaches
 Ryan Mallett, QB AP, Coaches
 Tramain Thomas, S..... AP

2011

Alvin Bailey, OG..... AP, Coaches
 Dylan Breeding, P AP, Coaches
 Jerry Franklin, LB AP, Coaches
 Dennis Johnson, AP
 AP

2012

Dylan Breeding, P AP, Coaches
 Travis Swanson, C AP

2013

Trey Flowers, DE..... Coaches
 Hunter Henry, TE..... AP
 Zach Hocker, K AP
 Chris Smith, DE Coaches
 Travis Swanson, C Coaches

2014

Trey Flowers, DE..... Coaches
 Hunter Henry, TE..... Coaches
 Darius Philon, DT AP
 Jonathan Williams, RB AP

2015

Dan Skipper, OT AP, Coaches
 Alex Collins, RB AP, Coaches
 Drew Morgan, WR..... AP

2016

Frank Ragnow, OL AP
 Rawleigh Williams III, RB..... Coaches



In 2013, **ALEX COLLINS** became the first freshman in SEC history to begin his career with three straight 100-yard rushing games and the first true freshman in the FBS since Oklahoma's Adrian Peterson in 2004.

ALL-FRESHMAN TEAM

1992

Oscar Malone, RB

1993

Don Struebing, C
 Mark Smith, LB

1994

Matt Wait, P

1995

Anthony Lucas, WR
 Russ Brown, OL

1996

D.J. Cooper, DL

1997

Randy Garner, LB
 Quentin Caver, LB

1998

Carlos Hall, DL
 Orlando Green, DB

1999

Cedric Cobbs, RB
 Richie Butler, P

2000

Richard Smith, WR
 Caleb Miller, LB
 Ken Hamlin, DB

2001

Shawn Andrews, OL
 Jeb Huckeba, LB
 Ahmad Carroll, DB

2004

Marcus Monk, WR
 Robert Felton, OL
 Matt Gilbow, OL
 Jeremy Davis, P

2005

Jonathan Luigs, OL
 Casey Dick, QB
 Darren McFadden, RB*
 Freddie Fairchild, LB
 Felix Jones, RS

2006

Ben Cleveland, TE
 Damian Williams, WR
 Wendel Davis, LB

2007

D.J. Williams, TE
 Damario Ambrose, DL
 Freddy Burton, LB
 Alex Tejada, PK

2008

Grant Cook, OL
 Jake Bequette, DL
 Zach Stadther, DL
 Jerry Franklin, LB
 Dennis Johnson, RS

2009

Tenarius Wright, DL

2010

Alvin Bailey, OL
 Travis Swanson, C
 Byran Jones, DL
 Zach Hocker, PK

2011

Trey Flowers, DL
 Tevin Mitchell, DB
 Marquel Wade, RS

2012

A.J. Turner, LB
 Otha Peters, LB
 Rohan Gaines, DB

2013

Hunter Henry, TE
 Denver Kirkland, OL
 Alex Collins, RB*
 Darius Philon, DL

2014

Frank Ragnow, C

2015

Dre Greenlaw, LB
 Rawleigh Williams III, RB

2016

McTelvin Agim, DL
 De'Jon Harris, LB

* Freshman of the Year



OFFENSIVE

1992

Todd Wright (Oct. 10)

1995

Madre Hill (Sept. 9)

Madre Hill (Sept. 30)

Madre Hill (Oct. 28)

1999

Clint Stoerner (Oct. 30)

Clint Stoerner (Co) (Nov. 13)

2002

Fred Talley (Oct. 14)

2003

Cedric Cobbs (Sept. 6)

Cedric Cobbs (Sept. 27)

2006

Darren McFadden (Co) (Nov. 24)

2007

Darren McFadden (Nov. 3)

Casey Dick (Nov. 17)

Darren McFadden (Nov. 23)

2008

Michael Smith (Oct. 11)

Casey Dick (Nov. 1)

2009

Ryan Mallett (Nov. 7)

Ryan Mallett (Nov. 21)

2010

Ryan Mallett (Sept. 18)

Ryan Mallett (Oct. 30)

Knile Davis (Nov. 6)

2011

Tyler Wilson (Co) (Oct. 1)

Jarius Wright (Co) (Oct. 1)

Dennis Johnson (Oct. 22)

Tyler Wilson (Nov. 19)

2012

Cobi Hamilton (Co) (Sept. 22)

2014

Alex Collins (Sept. 13)

2015

Brandon Allen (Nov. 7)

2016

Austin Allen (Sept. 10)

Rawleigh Williams III (Oct. 15)

Rawleigh Williams III (Co) (Nov. 5)

Rawleigh Williams III (Nov. 19)



RYAN MALLET is the only player in program history to earn SEC Offensive Player of the Week honors twice in two different seasons. Six different Arkansas quarterbacks have earned the honor since 1992.

DEFENSIVE

1992

Orlando Watters (Sept. 12)

Kelvin Knight (Oct. 10)

1993

Darwin Ireland (Oct. 2)

Orlando Watters (Nov. 27)

1995

Mark Smith (Sept. 16)

Steven Conley (Nov. 4)

1998

Jeromy Flowers (Sept. 26)

Kenoy Kennedy (Nov. 7)

David Barrett (Nov. 28)

2000

Quinton Caver (Sept. 23)

Quinton Caver (Nov. 16)

Quinton Caver (Nov. 23)

2001

Ken Hamlin (Sept. 1)

Jermaine Petty (Nov. 3)

2002

Tony Bua (Sept. 9)

Ken Hamlin (Dec. 2)

2003

Caleb Miller (Sept. 13)

Arrion Dixon (Nov. 1)

Tony Bua (Nov. 8)

2006

Randy Kelly (Sept. 23)

Chris Houston (Nov. 18)

2010

Tramain Thomas (Oct. 9)

Jerry Franklin (Nov. 20)

Jerico Nelson (Nov. 27)

2011

Jerry Franklin (Co) (Oct. 29)

2014

Martrell Spaight (Co) (Nov. 15)

SPECIAL TEAMS

2002

Tom Crowder (Oct. 28)

David Carlton (Nov. 11)

2004

Pierre Brown (Nov. 20)

2006

Felix Jones (Oct. 21)

Anthony Brown (Nov. 4)

2007

Felix Jones (Sept. 1)

2009

Dennis Johnson (Co) (Sept. 5)

Dennis Johnson (Oct. 10)

2010

Joe Adams (Oct. 23)

2011

Joe Adams (Sept. 3)

Zach Hocker (Oct. 29)

Dennis Johnson (Nov. 5)

Joe Adams (Nov. 12)

2012

Zach Hocker (Tri) (Oct. 13)

2013

Alan D'Appollonio (Sept. 14)

Sam Irwin-Hill (Oct. 12)

2014

Sam Irwin-Hill (Nov. 22)

2016

Dan Skipper (Co) (Oct. 3)

OFFENSIVE LINEMAN

2004

Kyle Roper (Nov. 13)

2006

Jonathan Luigs (Oct. 7)
 Stephen Parker (Oct. 28)
 Tony Ugoh (Nov. 11)

2007

Jonathan Luigs (Oct. 20)
 Mitch Petrus (Nov. 3)
 Nate Garner (Nov. 17)

2009

Mitch Petrus (Oct. 31)

2010

DeMarcus Love (Nov. 20)

2011

Alvin Bailey (Sept. 10)

2014

Sebastian Tretola (Oct. 25)
 Dan Skipper (Nov. 15)

2015

Sebastian Tretola (Oct. 3)
 Mitch Smothers (Oct. 31)
 Dan Skipper (Nov. 14)

2016

Dan Skipper (Sept. 10)
 Frank Ragnow (Sept. 17)
 Dan Skipper (Co) (Nov. 19)

DEFENSIVE LINEMAN

2004

Arrion Dixon (Sept. 5)
 Jeremy Harrell (Sept. 25)

2005

Jamaal Anderson (Nov. 19)

2006

Jamaal Anderson (Oct. 7)
 Keith Jackson (Oct. 14)

2007

Damario Ambrose (Sept. 29)

2008


Adrian Davis (Oct. 11)

2009

Tenarius Wright (Oct. 3)

2011

Jake Bequette (Co) (Nov. 5)



The only player in program history to win SEC Defensive Player of the Week multiple times in a season, **QUINTON CARVER** earned the honors three times in 2000. His final weekly honor in 2000 came after a 14-3 win over No. 24 LSU at War Memorial Stadium where he had a 33-yard interception return for a touchdown.

2012

Chris Smith (Co) (Sept. 1)
 Trey Flowers (Oct. 6)
 Chris Smith (Co) (Nov. 3)

2013

Trey Flowers (Aug. 31)
 Chris Smith (Sept. 21)

2014

Trey Flowers (Sept. 20)
 Darius Philon (Nov. 22)

2015

Deatrich Wise Jr. (Nov. 27)

2016

Deatrich Wise Jr. (Sept. 3)

FRESHMAN

2005

Felix Jones (Sept. 3)
 Darren McFadden (Oct. 15)
 Darren McFadden (Oct. 22)
 Casey Dick (Nov. 12)

2006

Mitch Mustain (Sept. 16)

2008

Joe Adams (Sept. 6)
 Dennis Johnson (Nov. 28)

2011

Tevin Mitchell (Oct. 8)

2013

Alex Collins (Sept. 7)
 Alex Collins (Sept. 14)

2015

Dre Greenlaw (Oct. 24)
 Dre Greenlaw (Nov. 14)



ALL-SWC SELECTIONS (1915-91)

(First team selections only)

- HB Gary Adams (1966-68)
- B Lance Alworth (1960-61)
- RB Gary Anderson (1982)
- S Steve Atwater (1986, 1988)
- HB Herman Bagby (1924)
- E Alton Baldwin (1946)
- G Jim Barnes (1968)
- WR Teddy Barnes (1975)
- FB Garland Beavers (1928)
- G Mike Bender (1965)
- E Jim Benton (1936-37)
- T W.R. Benton Jr. (1934)
- C Jay Bequette (1982)
- S Martine Bercher (1966)
- E Clifford Blackburn (1924)
- LB Mike Boschetti (1970)
- HB Danny Brabham (1962)
- HB Jesse Branch (1962)
- C Rodney Brand (1968-69)
- HB Jack Brasuell (1965-66)
- QB Jon Brittenum (1965-66)
- DT Bud Brooks (1954)
- DT Dick Bumpas (1970)
- DT Earl Buckingham (1982)
- TB Bill Burnett (1969-70)
- B Bobby Burnett (1965)
- TB Tommy Burnett (1966)
- S Bo Busby (1975)
- QB Ron Calcagni (1977)
- NG Mike Campbell (1975)
- E Preston Carpenter (1955)
- LB Ronnie Caveness (1963-64)
- NG Tony Cherico (1985-87)
- K Tommy Cheyne (1975)
- OG Freddie Childress (1986, 1988)
- T John Childress (1961)
- QB George Cole (1927)
- C James Coleman (1919)
- E Jimmy Collier (1960-61)
- CB Anthony Cooney (1989)
- G David Cooper (1967)
- E Charles Corgan (1923)
- TB Ben Cowins (1976-78)
- P Steve Cox (1979-80)
- C Elbert Crawford (1989)
- QB Steve Creekmore Sr. (1910)
- E Bobby Crockett (1965)
- T Dick Cunningham (1966)
- FB Jack Dale (1930)
- QB Gene Davidson (1917, 1919)
- RB David Dickey (1967)
- E Chuck Dicus (1968-70)
- E Jay Donathan (1957)
- G Jerry Dossey (1969)
- HB Kay Eakin (1939)
- RB Jerry Eckwood (1975)
- OG Marcus Elliott (1983-84)
- T Dan Estes (1913)
- FS Kevin Evans (1979-80)
- WR Robert Farrell (1979)
- DE Ron Fautot (1983)
- QB Joe Ferguson (1971)
- RB Ike Forte (1974-75)
- LB Lynn Garner (1968)
- G Dean Garrett (1961)
- C Melvin Gibbs (1966)
- C Bob Griffin (1951)
- QB Quinn Grovey (1988)
- DT Dan Hampton (1978)
- E Hartford Hamilton (1966-67)
- OG Ronnie Hammers (1970)
- T Dave Hanner (1950-51)
- E Harry Hansard (1921)
- OG Leotis Harris (1977)
- LB Wayne Harris (1959-60)
- HB Ken Hatfield (1964)
- C Mark Henry (1991)
- T Glen Ray Hines (1964-65)
- T Percy Hinton (1912)
- C Phil Huntly (1911)
- LB Larry Jackson (1977-78)
- T Charlie Jamerson (1921)
- E Bruce James (1970)
- CB Michael James (1991)
- T Gus Japp (1925)
- G Jim Johnson (1964)
- WB Harry Jones (1965)
- E Ronnie Jones (1971)
- DE Ivan Jordan (1973-75)
- OT Mike Kelson (1970-71)
- T Rick Kersey (1969)
- OT Greg Koch (1975)
- OT Greg Kolenda (1978-79)
- OG Steve Korte (1981-82)
- C Richard LaFargue (1975)
- K Bruce Lahay (1981)



LAMAR MCHAN who led the SWC in passing in 1953, was a three-time All-Southwest Conference selection from 1951-53.

- E Jerry Lamb (1963-64)
- S Greg Lasker (1985)
- K Steve Little (1974-75, 1977)
- T Charles Lively (1946)
- DB Vaughn Lusby (1977-78)
- OT Jim Mabry (1988-89)
- QB Fred Marshall (1964)
- DB Patrick Martin (1977)
- DT Wayne Martin (1988)
- HB Russell May (1913)
- T Jerry Mazzanti (1962)
- LB Hal McAfee (1975)
- K Bill McClard (1970-71)
- QB Lamar McHan (1951-53)
- DE Johnnie Meadors (1975)
- T John Measel (1933)
- FB Clinton Milford (1909)
- OT Alfred Mohammed (1982)
- B Billy Moore (1962)
- FB Henry Moore (1954-55)
- DB Jerry Moore (1970)
- B Jim Mooty (1958-59)
- QB Bill Montgomery (1970)
- TE Pat Morrison (1970)
- TB Dickey Morton (1972-73)
- FB Tom Murphy (1933)
- FB Gerald Nesbitt (1956-57)
- K Ish Ordonez (1979-80)
- OLB Kerry Owens (1988)
- OG Limbo Parks (1985)
- G Leon Pense (1943)
- T Stanley Phillips (1909)
- T Loyd Phillips (1964-66)
- LB Cliff Powell (1968-69)
- G Tom Reed (1971-72)
- E Mike Reppond (1971)
- C Ron Revard (1971)
- DT Jon Rhiddlehoover (1973)
- LB Danny Rhodes (1971, 1973)
- NG Richard Richardson (1982)
- QB Jack Robbins (1936)
- E Bobby Roper (1965)
- E Glen Rose (1927)
- E Paul Rucker (1933)
- T Ernest Ruple (1967)
- E Floyd Sagely (1953)
- S Howard Sampson (1977)
- QB Kevin Scanlon (1979)
- E Wear Schoonover (1929)
- E Mike Schumchyk (1944)
- T Brad Scott (1926)
- B Clyde Scott (1946-48)
- DT Michael Shepherd (1988-89)
- SE James Shibest (1984, 1986)
- OT Gerald Skinner (1975-76)
- T Billy Ray Smith Sr. (1956)
- DE Billy Ray Smith Jr. (1981-82)
- DB Rollen Smith (1973)
- C Bill Spivey (1934)
- OG George Stewart (1979)
- C Randy Stewart (1965)
- HB Terry Stewart (1969)
- OG/C R.C. Thielemann (1975-76)
- G Ray Trail (1962)
- K Kendall Trainor (1988)
- HB Tommy Trantham (1965-67)
- G Clyde Van Sickle (1928)
- DT Jimmy Walker (1975-78)
- CB Danny Walters (1982)
- T Jim Williams (1964-65)
- LB Rickey Williams (1987)
- HB Ben Winkelman (1921)
- TE Billy Winston (1988)
- K Todd Wright (1989)
- CB Kevin Wyatt (1984)
- LB Bert Zinamon (1983)



BILLY RAY SMITH SR. (left) earned first team All-Southwest Conference honors in 1956 while **BILLY RAY SMITH JR.** made the All-SWC first team in 1981 and '82.


The ultimate honor is to have your jersey number retired, and in the 122 years the Razorbacks have been on the football field, only two players have had the honor bestowed upon them. Clyde Scott (No. 12) and Brandon Burlsworth (No. 77) have worn numbers no future Razorback will ever wear.

NO. 12 CLYDE "SMACKOVER" SCOTT - (1946-49)

Following a glamorous career in the 1940s, the athletic department decided to retire No. 12. Nicknamed "Smackover" for his hometown, Clyde Scott made a name for himself in 1948, winning the silver medal in the hurdles at the Olympic Games in August and then reporting to football practice where he would earn All-America honors during his senior year.

Scott rushed for 1,463 yards during his career for a school record at the time. In 1948 he had an impressive 7.0 yards-per-carry average, gaining 670 yards on 95 attempts. Scott was the first Razorback athlete to win an Olympic medal as most of Arkansas' track success didn't come until 1978 with the arrival of John McDonnell.

When Arkansas was recruiting Steve Little, Coach Frank Broyles asked Scott if Little could wear his retired No. 12. Scott graciously agreed and Little went on to an All-American career.



NO. 77 BRANDON BURLSWORTH - (1994-98)


The athletic department did not see fit to retire another football jersey until after the 1998 campaign, when the No. 77 worn by Razorback All-American offensive guard Brandon Burlsworth was retired.

One of the most inspiring stories in Razorback history, Burlsworth joined the Razorbacks in 1994 as a walk-on. Following a redshirt year, he earned a scholarship with his work ethic in the weight room. After serving as a backup guard for the 1995 SEC Western Division champions, he earned a starting position in the spring of '96 and never yielded it. He went on to start 34 consecutive games, concluding with the Florida Citrus Bowl on Jan. 1, 1999.

Burlsworth was an All-SEC offensive guard in 1997. In 1998 he not only earned all-conference honors, but was named a first team All-American by The Football News. He was the leader of an offensive line that helped the Razorback offense score more points than it had since 1970 and produce more yards than it had since the 1989 season.

In the classroom, Burlsworth was equally astounding. He earned his bachelor's degree in marketing management in 1997 and immediately went to work on his master's in business administration. In December 1998, Burlsworth completed his master's requirements to become the first Razorback football player to complete a master's degree before playing in his final game.

Burlsworth was drafted in the third round by the Indianapolis Colts, but unfortunately would die tragically in an automobile accident less than two weeks later. The entire state of Arkansas was stunned and head coach Houston Nutt recommended that Burlsworth's jersey be retired. Athletic director Frank Broyles quickly agreed.





NATIONAL FOOTBALL FOUNDATION & COLLEGE FOOTBALL HALL OF FAME

1954	Hugo Bezdek (HC)	2003	Doug Dickey (AC)
1962	Wear Schoonover (P)		Hayden Fry (AC)
1971	Clyde Scott (P)	2004	Wayne Harris (P)
1983	Frank Broyles (HC)		Tracy Rocker (AC)
1984	Lance Alworth (P)	2008	Lou Holtz (HC)
1987	Johnny Majors (AC)	2010	Ronnie Caveness (P)
1992	Loyd Phillips (P)	2012	Jimmy Johnson (P/AC)
1997	Bowden Wyatt (HC)	2016	Danny Ford (HC)
1999	Chuck Dicus (P)		
2000	Billy Ray Smith Jr. (P)		
2001	Barry Switzer (AC)		

(HC) - Head Coach;
(AC) - Assistant Coach; (P) - Player

ARKANSAS SPORTS HALL OF FAME

Established in January, 1959, to honor individuals who have made a special contribution to athletics in Arkansas.

1959	Jim Lee Howell, football	1997	Bill Montgomery, football
	Wear Schoonover, football		Billy Moore, football
1960	Jim Benton, football		Mike Conley, track
	John Barnhill, football, college athletics	1998	Nolan Richardson, basketball
	Steve Creekmore, football, golf		Marvin Delph, basketball
1961	Hugo Bezdek, football, baseball		Jimmy Johnson, football
1962	None		Firmon Bynum, football
1963	Clyde Scott, football, track	1999	Ronnie Caveness, football
	George Cole, football, college athletics		Jerry Jones, football
	Russell May, football	2000	Tommy Boyer, basketball
1964	Glen Rose, basketball, football		Bobby Burnett, football
	Dan Estes, football	2001	Orville Henry, journalism
1965	Gordon Carpenter, basketball		Jerry Lamb, football
	Tom Murphy, basketball, football		Ken Turner, football
	J.L. Carter, football	2002	Steve Atwater, football
1966	Francis Schmidt, football		Brandon Burlsworth, football
1967	Frank Broyles, football, college athletics		Joe Kleine, basketball
1968	Howard "Red" Hickey, football		Cliff Powell, football
	Gene "Sodie" Davidson, football	2003	O'Neale Adams, football
1970	Melvin McGaha, baseball, basketball, football		Louis Schaufele, football, baseball
	Fred Thomsen, football		Darrell Walker, basketball
1971	Wilson Matthews, football	2004	Jesse Branch, football
	Pat Summerall, football		Bud Campbell, journalism
1972	Maurice "Footsie" Britt, football		Bud Canada, football
	Dave Hanner, football		Steve Cox, football
	Boyd Cypert, college athletics		Wayne Martin, football
1973	Ray Hamilton, football	2005	William "Bud" Brooks, football
	Sam Coleman, high school athletics		Scott Hastings, basketball
1974	Jack Robbins, football	2006	Gary Anderson, football
1975	Miller Barber, golf		John Daly, golf
	Lamar McHan, football		Paul Eells, television and radio play-by-play
1976	Billy Ray Smith, Sr., football		Fred Grim, basketball
1977	Leon "Muscles" Campbell, football		Bettye Fiscus Dickey, basketball
	Tom Pickell, basketball	2007	Bobby Crockett, football
1978	Fred Williams, football		Tom Pagnozzi, baseball
1979	Lance Alworth, football		George Walker, football
	Johnny Adams, basketball		Jim Elder, journalism
1980	Barry Switzer, football	2008	Todd Day, basketball
1981	Clifford Shaw, officiating		Bruce James, football
	Jim Mooty, football		Jon Richardson, football
	Wayne Harris, football	2009	Martine Bercher, football
1982	Aubrey "Cobb" Fowler, football, track		R.C. Thielemann, football
	Milan Creighton, football		Corliss Williamson, basketball
1983	Lou Holtz, football		Jarrell Williams, football
	Eddie Sutton, basketball	2010	Bill Ferrell, trainer and baseball coach
1984	Fred Akers, football		Leotis Harris, football
	Kay Eakin, football		Scotty Thurman, basketball
1985	Eugene Lambert, basketball		1964 National Championship football team
	Floyd Sagely, football	2011	Dick Bumpas, football
1986	Loyd Phillips, football		Jerry Carlton, basketball
	W. Howard Pearce, football, stadium management		Ben Cowins, football
1987	John McDonnell, track		Quinn Grove, football
	Jim Lindsey, football		Cliff Horton, football
	Alton Baldwin, football		Cliff Lee, baseball
1988	George Kok, basketball	2012	Harry Jones, football
	Dwight Sloan, football		Lee Mayberry, basketball
	Lewis Carpenter, football		U.S. Reed, basketball
1989	Ken Hatfield, football		Bob Ford, football
	Harold Horton, football		1994 National Championship basketball team
	Brad Scott, football	2013	Stacy Lewis, golf
	R.H. Sikes, golf		Frank O'Mara, track and field
1990	Henry Moore, football	2014	David Bazzel, football
1991	Norm DeBriyn, baseball		Gary Blair, women's basketball coach
	Pat Foster, basketball		Dennis Winston, football
	Gerald Nesbitt, football	2015	Pat Bradley, basketball
1992	Preston Carpenter, football		Ron Calcagni, football
	Dan Hampton, football		Stephen Jones, football
1993	Sidney Moncrief, basketball		Christy Smith, basketball
	Buddy Bob Benson, football		Bowden Wyatt, football coach
1994	Joe Ferguson, football	2016	Greg Koch, football
	Ron Brewer, basketball		Fred Marshall, football
	Ike Poole, football, basketball		Almer Lee, basketball
1995	Billy Ray Smith, Jr., football		Niall O'Shaughnessy, track
	Chuck Dicus, football	2017	Larry Jackson, football
1996	Bill Burnett, football		Darren McFadden, football
	Kevin McReynolds, baseball		
	Raymond Peters, football		

(Only inductees that coached, played or were closely affiliated with University of Arkansas athletics are listed)

UNIVERSITY OF ARKANSAS SPORTS HALL OF HONOR

The University of Arkansas Sports Hall of Honor was established in 1988 as a means of honoring the all-time great athletes and coaches that have done so much in establishing a tradition of excellence in University of Arkansas athletics. Only former Razorback letterwinners are allowed to vote.

1988	Lance Alworth	Deena Drossin	2011	Gary Adams	
	John Barnhill	Pat Foster		Steve Cox	
	Frank Broyles	Quinn Grove		Jessica Koch Dailey	
	Sidney Moncrief	Glen Ray Hines		Fred Grim	
	Glen Rose	Cliff Powell		Almer Lee	
	Clyde Scott	Reuben Reina		Brison Manor Jr.	
1989	Jim Benton	Jarrell Williams		Jessica Field Phelan	
	George Cole	Todd Day	2002	Godfrey Siamusiye	
	Wayne Harris	Bobby Crockett		Pat Serret	
	Wilson Matthews	Martine Bercher		Jimmy Walker	
	Kevin McReynolds	Rick Schaeffer		Edrick Floreal	
	Wear Schoonover	Deane Pappas		Andrew Lang	
1990	Miller Barber	Amber Nicholas Shirey		Bruce Maxwell	
	Mel McGaha	Harold E. "Sonney" Henson		Bruce May	
	John McDonnell	Ronnie Underwood		Clyde Reed	
	Loyd Phillips	Ray Hamilton		Ronn Reynolds	
	Jack Robbins	2003	Johnny Adams	Jodi Rittenhouse	
	Jim Lee Howell		Gary Anderson	Lisa Sparks	
1991	Leon Campbell		Bud Canada	Terry Stewart	
	Mike Conley		Chip Hooper	Dennis Winston	
	Norm DeBriyn		Fred Marshall	2013	Charles Balentine
	Dan Hampton		Jerry Mazzanti	Don Christian	
	Dave Hanner		Cynthia Moore	Greg D'Alexander	
	Fred Williams		Scott Tabor	Calvin Davis	
1993	Ron Brewer		Corliss Williamson	Barry Foster	
	Chuck Dicus	2004	Brandon Burlsworth	Edel Hackett	
	Joe Ferguson		Jerry Carlton	Cheryl McArton Ward	
	Lamar McHan		Peter Doohan	Dickey Morton	
	Pat Summerall		Harry Jones	Buddy Sutton	
1994	George Kok		Jerry Jones	2014	Pat Bradley
	Maurice Britt		Seneca Lassiter	Freddie Childress	
	Bill Ferrell		Wayne Martin	Shameka Christon	
	Steve Little		Lee Mayberry	Robert Cox	
	Bettye Fiscus		Tracy Webb Rice	Graham Hood	
	Billy Ray Smith Sr.	2005	Dick Booth	Kenoy Kenedy	
	Niall O'Shaughnessy		Bill Gray	Stacy Lewis	
	John Daly		Leotis Harris	Pat Morrison	
1995	Bill Burnett		Scott Hastings	Louis Ramsay	
	Ken Hatfield		Steve Krueger	2015	DeeDee Brown-Campbell
	Eddie Sutton		Jerry Lamb	Niall Bruton	
	R.H. Sikes		Jon Richardson	Robin Ford	
	Tim Lollar		Christy Smith	Lynn Garner	
	J. William Fulbright		R.C. Thielemann	Derek Hood	
	Bud Brooks	2006	Scott Bull	Steve Korte	
1996	Preston Carpenter		Dick Bumpas	Mike Loggins	
	Bobby Crockett		Jay Donathan	Ron Meyer	
	Joe Falcon		Ron Hightower	Kendall Trainor	
	Eugene Lambert		Bobby Proctor	2016	Gregory Lasker
	Bill Montgomery		Louis Schaufele	Oliver Miller	
	Billy Moore		Martin Terry	Lou Holtz	
	Nolan Richardson		Amy Yoder Begley	Kendrick Moore	
	Barry Switzer		Lance Harter	Roddie Haley	
	Melody Sye	2007	Jim Barnes	Christin Wurth-Thomas	
1997	Harold Horton		Jackie Brasuell	Tammy Kincaid Dustin	
	Jim Mooty		Ben Cowins	Tom Pickell	
	Lon Farrell		Megan Flowers	Danny Rhodes	
	Billy Ray Smith, Jr.		Dean Garrett	2017	Bo Busby
	Johnny Ray		Brenden Pappas	Louis Campbell	
	Frank O'Mara		Randy Stewart	Troy Eklund	
	Jim Lindsey		Phillip Stidham	Ken Hamlin	
	Henry Moore		Scotty Thurman	Madre Hill	
	Floyd Sagely	2008	Rodney Brand	Chin Bee Khoo	
1998	Steve Atwater		Tommy Brasher	Jack O'Keefe	
	Marvin Delph		Bruce James	Melvin Lister	
	Paul Donovan		Daniel Lincoln		
	Bev Lewis		Ryan Lundquist		
	Eddie Bradford		George McKinney		
	Ike Poole		Gi-Gi Miller		
	Steve Creekmore, Sr.		Darrell Walker		
1999	Fred Akers		Steed White		
	Tommy Boyer	2009	Shawn Andrews		
	Ronnie Caveness		Richard Bell		
	Jimmy Johnson		Ron Calcagni		
	Gordon Long		Veronica Campbell-Brown		
	Gerald Nesbitt		Dr. Jim Counce		
	Tom Pagnozzi		Alistair Cragg		
	Stanley Redwine		Billy Joe Moody		
	George Walker		Tom Pucci		
2000	Jesse Branch	2010	Bubba Carpenter		
	Bobby Burnett		Milan Creighton		
	Lew Carpenter		Ike Forte		
	Delmonica DeHorney		Karen Gorham		
	Howard "Red" Hickey		Greg Koch		
	Jeff King		Kevin Scanlon		
	Joe Kleine		U.S. Reed		
	Tom Murphy		Tracy Robertson		
	Dean Weber		Terry Don Phillips		
2001	Alton Baldwin		Erick Walder		
	Jim Bone		Jim Williams		



ALL-CENTURY TEAM

(selected by fan ballot prior to the 1994 season as part of the UA football centennial celebration)

OFFENSE

LINEMEN

Bud Brooks
Freddie Childress
Leotis Harris
Glen Ray Hines
Steve Korte
R.C. Thielemann

RECEIVERS

Jim Benton
Bobby Crockett
Chuck Dicus
Wear Schoonover

RUNNING BACKS

Lance Alworth
Leon Campbell
Barry Foster
Jim Mooty
Clyde Scott

QUARTERBACKS

Joe Ferguson
Quinn Grovey
Lamar McHan
Bill Montgomery

DEFENSE

LINEMEN

Dan Hampton
Dave Hanner
Wayne Martin
Loyd Phillips
Billy Ray Smith Sr.
Billy Ray Smith Jr.
Fred Williams

LINEBACKERS


Ronnie Caveness
Wayne Harris
Cliff Powell
Dennis Winston

SECONDARY

Steve Atwater
Alton Baldwin
Martine Bercher
Ken Hatfield
Billy Moore

KICKERS

Steve Cox
Steve Little
Pat Summerall



JOE FERGUSON was named to Arkansas' All-Century Team in 1994 after passing for 4,431 yards in three seasons from 1970-72.

ARKANSAS ALL-DECADE TEAMS

2000-09 OFFENSE

TE D.J. Williams
T Shawn Andrews
G Mitch Petrus
C Jonathan Luigs
G Robert Felton
T Tony Ugoh
WR Marcus Monk
WR George Wilson
QB Matt Jones
RB Darren McFadden
RB Felix Jones
K Alex Tejada

2000-09 DEFENSE

E Jamaal Anderson
T Marcus Harrison
T Keith Jackson
E Jeb Huckeba
LB Quinton Caver
LB Sam Olajubutu
OLB Jermaine Petty
CB Ahmad Carroll
CB Chris Houston
S Ken Hamlin
S Tony Bua
P Jeremy Davis

1990-99 OFFENSE

TE Kirk Botkin
T Bobbie Williams
G Brandon Burlsworth
C Grant Garrett
G Isaac Davis
T Chad Abernathy
WR Anthony Lucas
WR Anthony Eubanks
QB Clint Stoerner
RB Madre Hill
RB Chrys Chukwuma
K Todd Wright

1990-99 DEFENSE

E Henry Ford
T Melvin Bradley
T Junior Soli
E Steven Conley
LB Jamel Harris
LB Mark Smith
OLB Darwin Ireland
CB David Barrett
CB Orlando Watters
S Kenoy Kennedy
S Zac Painter
P Pete Raether

1980-89 OFFENSE

TE Billy Winston
T Jim Mabry
G Steve Korte
C Elbert Crawford
G Freddie Childress
T Alfred Mohammed
WR James Shibest
QB Quinn Grovey
RB Gary Anderson
RB James Rouse
RB Barry Foster
K Kendall Trainor

1980-89 DEFENSE

E Billy Ray Smith
T Wayne Martin
NG Tony Cherico
T Michael Shepherd
E Kerry Owens
LB Rickey Williams
LB Bert Zinamon
CB Danny Walters
CB Richard Brothers
S Steve Atwater
S Greg Lasker
P Greg Horne

1970-79 OFFENSE

TE Charles Clay
T Greg Koch
G Leotis Harris
C R.C. Thielemann
G George Stewart
T Greg Kolenda
WR Chuck Dicus
WR Mike Reppond
QB Joe Ferguson
RB Ben Cowins
RB Dickey Morton
K Steve Little

1970-79 DEFENSE

E Dennis Winston
T Jimmy Walker
NG Dale White
T Dan Hampton
E Ivan Jordan
LB Danny Rhodes
LB Larry Jackson
CB Vaughn Lusby
CB Louis Campbell
S Howard Sampson
S Bo Busby
P Steve Little

1960-69 OFFENSE

E Bobby Crockett
T Glen Ray Hines
G Jim Barnes
C Rodney Brand
G Jerry Dossey
T Dick Cunningham
E Jerry Lamb
E Chuck Dicus
B Bill Montgomery
B Jon Brittenum
B Bill Burnett
B Bruce Maxwell
B Lance Alworth
K Ronny South

1960-69 DEFENSE

E Hartford Hamilton
L John Childress
L Jimmy Johnson
L Loyd Phillips
E Rick Kersey
LB Wayne Harris
LB Ronnie Caveness
LB Cliff Powell
B Gary Adams
B Tommy Trantham
B Billy Moore
B Terry Stewart
P Bobby Nix

1950-59

E Floyd Sagely
T Billy Ray Smith
G Bud Brooks
C Jay Donathan
G Dave Hanner
T Bob Griffin
E Pat Summerall
B Lamar McHan
B Henry Moore
B Lewis Carpenter
B Gerald Nesbitt
B Preston Carpenter
B Jim Mooty

1940-49

E Mike Schumchyk
T Charles Lively
G Leon Pense
C Billy Ray Thomas
G Theron Roberts
T Ray Peters
E Alton Baldwin
B Clyde Scott
B Leon Campbell
B Geno Mazzanti
B Ross Pritchard
B Louis Schaufele

1930-39

E Jim Benton
T W. R. Benton
G Clifford Van Sickle
C Bill Spivey
G John Measel
T Howard "Red" Hickey
E Paul Rucker
B Ray Hamilton
B Kay Eakin
B Jack Robbins
B Jack Dale
B Tom Murphy

1920-29

E Wear Schoonover
T Charlie Jamerson
G Brad Scott
C Herman Boozman
G Clyde Van Sickle
T Gus Japp
E Glen Rose
B Herman Bagby
B Ben Winkleman
B George Cole
B Garland Beavers

PRE-1920

L John Shirley Wood
L Stanley Phillips
L J. Tate McGill
L Phil C. Huntley
L Percy Hinton
L Dan Estes
L James Coleman
B Gene "Sodie" Davidson
B Steve Creekmore
B Clinton C. Milford



DANA X. BIBLE AWARD

(Outstanding Player of the Year in the Southwest Conference as selected by Texas/Arkansas Football Magazine.)

1975	Scott Bull	QB
1979	Kevin Scanlon	QB

ACADEMIC ALL-AMERICA

1955	George Walker	QB
1957	Jerry Ford	C
	Gerald Nesbitt	FB
1959	Wayne Harris	C
1960	Joe Paul Alberty	FB
1961	Lance Alworth	HB
1964	Ken Hatfield	HB
1965	Randy Stewart	C
	Jim Lindsey	WB
	Jack Brasuell	HB
1968	Bob White	K
1969	Bill Burnett	RB
	Terry Stewart	S
1978	Brad Shoup	DB
1991	Mick Thomas	LB
1992	Owen Kelly	NG
1993	Chris Oliver	OT
2003	Jerry Reith	OT
2012	Dylan Breeding	P
2015	Brooks Ellis	LB
2016	Brooks Ellis	LB

ABC-TV CHEVROLET PLAYER OF THE YEAR

1977	Larry Jackson	LB/Defense
------	---------------	------------

NATIONAL FOOTBALL FOUNDATION SCHOLAR

1969	Terry Stewart	S
1976	Bo Busby	S
1978	Brad Shoup	DB
2016	Brooks Ellis	LB

NCAA POST GRADUATE SCHOLARSHIP

1969	Terry Stewart	Football
1978	Niall O'Shaughnessy	Track
	Brad Shoup	Football
1984	Don S. Denis	Swimming
1993	Chris Oliver	Football
2005	Matt Gunn	Track

HOUSTON POST AWARD

(Outstanding Player of the Year in the Southwest Conference)

1928	Garland "Bevo" Beavers	FB
1933	Tom Murphy	FB
1937	Jim Benton	E
1954	William "Bud" Brooks	G
1960	Wayne Harris	C
1962	Billy Moore	QB
1964	Fred Marshall	QB
1965	Bobby Crockett	E
1965	Glen Ray Hines	T
1969	Cliff Powell	LB
1970	Dick Bumpus	T
1978	Dan Hampton	DT

SPORTSMANSHIP AWARDS

1948	Gordon Long	Swede Nelson National Award
1953	Lamar McHan	SWC Trophy
1957	George Walker	SWC Trophy
1961	Lance Alworth	SWC Trophy
1966	Jon Brittenum	SWC Trophy

1970	Bill Burnett	SWC Trophy
1970	Bill Burnett	Kerns Tips Award
1975	Scott Bull	Ft. Worth Kiwanis Award
1979	Kevin Scanlon	Ft. Worth Kiwanis Award
1987	Tony Cherico	Ft. Worth Kiwanis Award
1988	Jim Kremers	SWC Trophy

DELBERT SWARTZ OUTSTANDING ACADEMIC ACHIEVEMENT AWARD

1962	Lance Alworth	Football
1963	Danny Brabham	Football
1964	John Derdorff	Track
1965	Ken Hatfield	Football
1966	J. D. McConnell	Basketball
1967	Ken Sharp	Track
1968	Hartford Hamilton	Football
1969	Bob White	Football
1970	Dewitt Smith III	Football
1971	Steve Walters	Football
1972	Tom Reed	Football
1973	Tom Reed	Football
1974	Randy Jackson	Tennis
1975	Rickey Medlock	Basketball
1976	Tommy Cheyne	Football
1977	Ray Buckner	Basketball
1978	Jimmy Counce	Basketball
1979	Brad Shoup	Football
1980	Kevin Scanlon	Football
1981	Mark Anderson	Track
1982	Pat Vaughn	Track
1983	Tom Moloney	Track
1984	Bill Jasinski	Track
1985	Mark Lee	Football
1986	Chris Bequette	Football
1987	Jim Kremers	Baseball
1988	Shawn Baker	Basketball
1989	Odis Lloyd	Football
1990	Wade Hill	Football

J. FRANK BROYLES AWARD (UA'S TOP MALE ATHLETE)

1977	Niall O'Shaughnessy	Track
1978	Tim Lollar	Baseball
1979	Sidney Moncrief	Basketball
1980	Steve Krueger	Baseball
1981	U. S. Reed	Basketball
1982	Randy Stephens	Track
1983	Frank O'Mara	Track
1984	Mike Conley	Track
1985	Mike Conley	Track
1986	Ralph Kraus	Baseball
1987	Jim Kremers	Baseball
1988	Joe Falcon	Track
1989	Joe Falcon	Track
1990	Edrick Floreal	Track
1991	Quinn Grovey	Football
1992	Todd Day	Basketball
1993	Erick Walder	Track
1994	Corliss Williamson	Basketball
1995	Corliss Williamson	Basketball
1996	Godfrey Siamusiye	Track
1997	Robert Howard	Track
1998	Robert Howard	Track
1999	Brandon Burlsworth	Football
2000	Melvin Lister	Track
2001	Quinton Caver	Football
2002	Jermaine Petty	Football
2003	Alistair Cragg	Track
2004	Alistair Cragg	Track

2004	Wallace Spearmon	Track
2005	Josphat Boit	Track
2006	Darren McFadden	Football
2007	Darren McFadden	Football

GARRETT UEKMAN MEMORIAL SCHOLARSHIP

2014	Luke Charpentier	OG/C
2015	Alex Voelzke	TE
2016	Jeremy Sprinkle	TE
2017	Kevin Richardson	DB

CRIP HALL HOMECOMING PERFORMANCE BY A SENIOR AWARD

1950	Frank Fischel	E
1951	Lamar McHan	QB
1952	Larry Hogue	FB
1953	Lamar McHan	TB
1954	Bobby Proctor	B
1955	Preston Carpenter	HB
1956	Billy Ray Smith	T
	Ronnie Underwood	HB
1957	Gerald Nesbitt	FB
1958	Billy Gilbow	G
1959	Jim Mooty	HB
1960	Wayne Harris	C
1961	Lance Alworth	HB
1962	Billy Moore	QB
1963	Jim John	E
1964	Fred Marshall	QB
1965	Bobby Burnett	TB
1966	Martine Bercher	S
1967	Ronny South	QB
1968	Max Peacock	E
1969	Bruce Maxwell	FB
1970	Bill Montgomery	QB
1971	Bill McClard	K
1972	Louis Campbell	CB
	Don Wunderly	DT
1973	Dickey Morton	TB
	Danny Rhodes	LB
1974	Jon Rhiddlehoover	DT
	Billy Burns	LB
1975	Scott Bull	QB
1976	Harvey Hampton	DT
1977	Steve Little	K/P
1978	Jimmy Walker	DT
1979	Robert Farrell	WR
1980	Ish Ordonez	K
1981	Cliff Henry	S
1982	Gary Anderson	RB
1983	Mark Mistler	WR
1984	Danny Nutt	QB
1985	Mark Calcagni	QB
1986	Derrick Thomas	FB
1987	Rickey Williams	LB
1988	Kendall Trainor	K
1989	James Rouse	HB
1990	Derek Russell	WR
1991	Michael James	CB
1992	Pete Raether	P
1993	Darwin Ireland	LB
1994	Lance Ellison	K
1995	Barry Lunney Jr.	QB
1996	Oscar Malone	TB
1997	Anthony Eubanks	WR
1998	Brandon Burlsworth	OG
1999	Clint Stoerner	QB
2000	J.J. Jones	LB
2001	Carlos Hall	DE
2002	Fred Talley	RB
2003	Caleb Miller	LB

2004	Jeb Huckeba	DE
2005	Kyle Roper	C
2006	Keith Jackson	DT
2007	Peyton Hillis	FB
2008	Casey Dick	QB
2009	Lucas Miller	WR
2010	D.J. Williams	TE
2011	Jarius Wright	WR
2012	Cobi Hamilton	WR
2013	Chris Smith	DE
2014	Martrell Spaight	LB
2015	Brandon Allen	QB
2016	Toby Baker	P

CHISM REED OUTSTANDING SENIOR FOR LEADERSHIP AWARD

1964	Jim Johnson	NG
1965	Jack Brasuell	B
1966	Eddie Woodlee	FB
1967	Alvin Jones	DT
1968	Tommy Dixon	DB
1969	Gordon McNulty	DE
1970	Bobby Field	DB
1971	Bobby Nichols	TE
1972	Louis Campbell	CB
1973	Danny Rhodes	LB
1974	Jon Rhiddlehoover	DT
1975	Tommy Cheyne	P
1976	Bo Busby	S
1977	Steve Heim	OT
1978	Jimmy Walker	DT
1979	Chuck Herman	OG
1980	Phillip Moon	OT
1981	Ronnie Trusty	OT
1982	Kim Dameron	WR
1983	Jim Schoolcraft	TE
1984	Joe Kleine	Basketball
1985	Andy Upchurch	C
1986	Derrick Thomas	FB
1987	Tony Cherico	FB
1988	Keith Wilson	Basketball
1989	Elbert Crawford	C
1990	Quinn Grovey	QB
1991	Arlyn Bowers	Basketball
1992	Ray Lee Johnson	DE
1993	Tyrone Chatman	LB
1994	Jason Allen	QB
1995	Barry Lunney	QB
1996	Mark Smith	LB
1997	Anthony Eubanks	WR
1998	Grant Garrett	C
1999	Marvin Caston	FB
2000	Quinton Caver	LB
2001	Jermaine Petty	LB
2002	Fred Talley	RB
2003	George Wilson	WR
2004	Matt Jones	QB
2005	Clarke Moore	DE
2006	Brett Goode	LS
2007	Weston Dacus	LB
2008	Jonathan Luigs	C
2009	Michael Smith	RB
2010	Van Stumon	FB
2011	Grant Cook	OL
2012	Tyler Wilson	QB
2013	Kiero Small	FB
2014	Martrell Spaight	LB
2015	Brandon Allen	QB
2016	Drew Morgan	WR



GORDON CAMPBELL SENIOR SPIRIT AWARD

1969	Bob Stankovich	OT
1970	Steve Walters	S
1971	Ronnie Jones	DE
1972	Tom Reed	OG
1973	Danny Rhodes	LB
1974	Floyd Hogan	FS
1975	Hal McAfee	LB
1976	Gerald Skinner	OT
1977	Howard Sampson	SS
1978	Dan Hampton	DT
1979	Robert Farrell	WR
1980	George Stewart	OG
1981	Darryl Mason	TE
1982	Richard Richardson	NG
1983	Bert Zinamon	LB
1984	Brad Taylor	QB
1985	David Bazzel	LB
1986	James Shibest	WR
1987	Tony Chericco	NG
1988	Odis Lloyd	LB
1989	Tim Horton	WR
1990	Quinn Grovey	QB
1991	Curtis Banks	SS
1992	Scott Long	DT
1993	Chris Oliver	OT
1994	Dean Peevy	CB
1995	Earl Scott	C
1996	Scott Rivers	OT
1997	Ken Anderson	DE
1998	Russ Brown	OG
1999	Nathan Norman	FB
2000	Jeremiah Harper	DB
2001	La'Zerius White	OG
2002	Nathan Ball	OG
2003	Bo Lacy	OT
2004	DeCori Birmingham	RB
2005	Vickiel Vaughn	FS
2006	Desmond Sims	LB
2007	Robert Felton	OT

JIM WELLONS DEDICATION AWARD

1978	Ron Calcagni	QB
1979	Kevin Scanlon	QB
1980	Keith Houfek	C
1981	Steve Clyde	TE
1982	Tom Jones	QB
1983	Milton Fields	LB
1984	Mark Lee	LB
1985	Mark Calcagni	QB
1986	Theo Young	TE
1987	Greg Thomas	QB
	Chris Bequette	OT
1988	John Bland	QB
1989	Billy Winston	TE
1991	Greg Switzer	LB
1992	Gary Adams	S
1993	Henry Ford	DE
1994	Willie Johnson	LB
1995	Spencer Brown	CB
1996	Vincent Bradford	LB
1997	Bill Carson	LS
1998	Benji Mahan	LS
1999	Joe Dean Davenport	TE
2000	Randy Garner	DE
2001	Josh Foliant	LB
2002	Raymond House	DE
2003	Mark Bokermann	OG
2004	Steven Harris	WR
2005	Kyle Dickerson	RB

2006	Tony Ugoh	OT
2007	Robert Johnson	WR

STEVE LITTLE AWARD

(Special Teams)

1982	Keith Burns	DB
1983	Calvin Shaw	LB
1984	Nathan Jones	DB
1992	Todd Wright	K
1994	Carl Kidd	S
1995	J. J. Meadors	WR
1996	Jessie Cornelius	FB
1997	Matt Wait	P
1998	Todd Latourette	K
1999	Tony Dodson	K
	Chris Akin	P
2000	Michael Snowden	WR
2001	D'Andre Berry	SS
2002	Richie Butler	P
2003	Tom Crowder	WR
2004	David Carlton	K
2005	Jacob Skinner	P
2006	Jacob Skinner	P
2007	Kevin Woods	FS

BRUCE MITCHELL AWARD

(Toughness)

1982	Ed Jackson	DE
1983	Orson Weems	OT
1984	Marcus Elliott	OG
1985	Greg Lasker	S
1986	Derrick Thomas	FB
1987	Rickey Williams	LB
1988	Eric Bradford	S
1989	Anthony Cooney	CB
1990	Derek Russell	WR
1992	E. D. Jackson	RB
1993	Darwin Ireland	LB
1994	Trent Knapp	LB
1995	Junior Soli	NG
1996	Anthony Hicks	LB
1997	Shannon Sidney	WR
1998	C.J. McLain	DE
1999	Jeromy Flowers	DB
2000	Jim Ed Reed	LB
2001	Sacha Lancaster	FB
2002	Gavin Walls	DE
2003	Tony Bua	LB/S
2004	Marcus Whitmore	LB
2005	Brandon Kennedy	FB
2006	Sam Olajubutu	LB
2007	Farod Jackson	FB

HAROLD HORTON AWARD

(Loyalty)

1999	Anthony Lucas	WR
2000	Rod Stinson	FB
2001	Curt Davis	NG
2002	Raymond House	DE
2003	Caleb Miller	LB
2004	Jeb Huckeba	DE
2005	Kyle Dickerson	RB
2006	Stephen Parker	OG
2007	Nate Garner	OT

NELSON RAINEY AWARD

(Character)

2000	Jeremiah Harper	DB
2001	Kenny Sandlin	OG
2002	Josh Melton	C
2003	Jerry Reith	OG
2004	Jeb Huckeba	DE

2005	Pierre Brown	LB
2006	Zac Tubbs	OT
2007	Marcus Monk	WR

BRANDON BURLSWORTH AWARD

(Academics and one-time non-scholarship)

2001	Jerry Reith	OG
2002	George Wilson	S
2003	Chuck Nalley	LS
2004	Tom Crowder	WR
2005	Dowell Loggains	QB/H
2006	Richard Bracken	WR
2007	Stephen Parker	OG
2008	Jeremy Davis	P
2009	Lucas Miller	WR
2010	Seth Armbrust	SS
2011	No recipient	-
2012	Seth Armbrust	SS
2013	David Hurd	OT
2014	Austin Jones	LB
2015	Josh Harris	LB
2016	Adam McFain	K

LITTLE ROCK TD CLUB TEAM MVP

2004	Matt Jones	QB
2005	Darren McFadden	RB
2006	Darren McFadden	RB
2007	Darren McFadden	RB
2008	DJ Williams	TE
2009	Ryan Mallett	QB
2010	Ryan Mallett	QB
2011	Jarius Wright	WR
2012	Tyler Wilson	QB
2013	Trey Flowers	DE
2014	Jonathan Williams	RB
2015	Alex Collins	RB
2016	Austin Allen	QB

PAUL EELLS AWARD

(Perseverance, determination, courage and resolve in the face of adversity)

2006	Robert Johnson	WR/QB
2007	Peyton Hillis	RB
2008	Casey Dick	QB
2009	Joe Adams	WR
2010	DJ Williams	TE
2011	Garrett Uekman	TE
2012	Dennis Johnson	RB
2013	Kiero Small	RB
2014	Martrell Spaight	LB
2015	Brandon Allen	QB
2016	Rawleigh Williams III	RB

DAN HAMPTON AWARD

(Best D-lineman from an Arkansas college)

2013	Trey Flowers	DE
2014	Trey Flowers	DE

WILLIE ROAF AWARD

(Best O-lineman from an Arkansas college)

2013	Travis Swanson	C
2015	Sebastian Tretola	G
2016	Dan Skipper	T

DR. LON FARRELL AWARD

1987	Jack Gregory Magness	Swimming
1988	Shawn Baker	Basketball
1989	Cheryl McArton	Swimming
1990	Allen Meancham	Football
1991	Mary Farmer	Swimming
1992	Amber Nicholas	Basketball
1993	Cynthia TerPoorten	Swimming
1994	Kim Mount	Track
1995	Rene Pillow	Track
1996	Kristen DeArmand	Swimming
1997	Kelly Cook	Cross Country
1998	Alicyn Hennis	Soccer
1999	Louise Ostling	Tennis
2000	Kimberly Mourton	Soccer
2001	Julie Sloniger	Volleyball
2002	Tiffany Woolley	Softball

SEC FOOTBALL LEGENDS

1994	Lance Alworth	HB
1995	Joe Ferguson	QB
1996	Chuck Dicus	WR
1997	Jim Benton	E
1998	Clyde Scott	B
1999	Bill Montgomery	QB
2000	Ronnie Caveness	LB
2001	Steve Atwater	FS
2002	Loyd Phillips	DT
2003	Wayne Harris	LB
2004	Fred Marshall	QB
2005	Quinn Grovey	QB
2006	Cliff Powell	LB
2007	Ken Hatfield	DB
2008	Billy Ray Smith, Jr.	LB
2009	Gary Anderson	RB
2010	Frank Broyles	Head Coach
2011	Leotis Harris	OG
2012	Pat Summerall	K/DE/TE
2013	Wayne Martin	DE
2014	Jerry Lamb	E
2015	Madre Hill	RB
2016	Shawn Andrews	T



AUSTIN ALLEN was named the Razorback Team MVP for the 2016 season at the 13th annual Little Rock Touchdown Club awards banquet where National Football Foundation Chairman Archie Manning served as guest speaker.



ALL-AMERICAN BOWL

(Tampa, Fla.)

1970	Gary Adams	S
1971	Bill Montgomery	QB
	Dick Bumpus	T
	Bruce James (South MVP Award)	E
	Pat Morrison	TE
	Ronnie Jones	DE
1972	David Reavis	DT
1973	Brison Manor	DT
1975	Tommy Harris	DB
1976	Greg Koch	OT
1979	Larry Jackson	LB

ALL-AMERICAN CLASSIC

(Las Vegas, Nev.)

2003	Tony Bua	FS
	Bo Lacy	OT
2005	DeCori Birmingham	RB
	Steven Harris	WR

ALL-AMERICAN GAME

(Lubbock, Texas)

1961	Wayne Harris	LB
1963	Jesse Branch	HB
1965	Ronnie Caveness	LB
1966	Jim Lindsey	HB
	Bobby Crockett	E
	Glen Ray Hines	T
1967	Martine Bercher	HB
	Jon Brittenum	QB
	Loyd Phillips	T
1970	Rodney Brand	C
	Cliff Powell	LB
1971	Chuck Dicus	E
	Jerry Moore	DB
1972	Tom Mabry	OT
1973	Dickey Morton	TB

ALL-STAR GRIDIRON CLASSIC

(Orlando, Fla.)

1998	Madre Hill	RB
	Todd Latourette	K
	Ryan Hale	NG
2002	Fred Talley	RB
	Raymond House	DE

BLUE-GRAY GAME

(Montgomery, Ala.)

1950	Buddy Brown	G
	Louis Schaufele	FB
1952	Buddy Sutton	HB
	Lewis Carpenter	FB
1953	Lamar McHan	QB
	Harold Spain	G
1966	Joe Black	LB
	Martine Bercher	S
1967	David Cooper	G
	Hartford Hamilton	E
	Ronny South	QB
1970	Bill Montgomery	QB
	Bruce James	E
	Dick Bumpas (MVP Award)	T
1971	Jack Morris	DB
	Mike Kelson	T
1972	David Reavis	DT
	Jim Hodge	WR
1973	Jack Ettinger	WR
	Danny Rhodes	LB
1974	Rollen Smith	DE
1982	Phillip Boren	OT
1992	Ray Lee Johnson	DE

	Ron Dickerson Jr.	WR
1993	Henry Ford	DE
	Isaac Davis	OG
	Kirk Botkin	TE
1994	Carl Kidd	S
1996	Mark Smith	LB
1997	Anthony Eubanks	WR
	David Sanders	DT

CASINO DEL SOL ALL-STAR GAME

(Tucson, Ariz.)

2012	Broderick Green	RB
2013	Jared Green	DT

COLLEGE ALL-STAR BOWL

(Greenville, S.C.)

2014	Eric Bennett	S
	David Hurd	OT
	Byron Jones	DT
	Jarrett Lake	LB

COLLEGE ALL-STAR GAME

(Chicago, Ill.)

1938	Jim Benton	E
	Jack Robbins	QB
1949	Clyde Scott	HB
	Bud Canada	E
1952	Bob Griffin	C
1954	Lamar McHan	QB
1956	Preston Carpenter	HB
	Henry Moore	FB
1957	Ronnie Underwood	HB
1960	Jim Mooty	HB
1961	Lance Alworth	HB
1963	Danny Brabham	FB
1965	Ronnie Caveness	LB
1966	Jim Lindsey	HB
	Glen Ray Hines	T
	Bobby Crockett	E
1967	Harry Jones	HB

COLLEGE GRIDIRON SHOWCASE

(Arlington, Texas)

2015	Tevin Mitchel	CB
------	---------------	----

EAST-WEST SHRINE GAME

(Various Locations)

1938	Jim Benton	E
	Dwight Sloan	HB
1940	Kay Eakin	QB
1941	Howard Hickey	E
1946	Earl Wheeler	G
1949	Ed Hamilton	E
1951	Ken Jones	OT
1956	Preston Carpenter	HB
	Henry Moore	FB
1957	Gerald Nesbitt (Offensive MVP)	FB
1958	Donnie Stone	HB
1963	Wesley Bryant	T
1966	Loyd Phillips	T
	Dick Cunningham	T
1967	Ernie Ruple	T
1976	R. C. Thielemann	C
	Gerald Skinner	T
1980	Kevin Evans	FS
1985	Greg Lasker	S
1989	Steve Atwater (Defensive MVP)	S
1990	Michael Shepherd	DT
1998	C. J. McLain	DE
1999	D. J. Cooper	DT
2003	Lawrence Richardson	CB
2005	Jeb Huckeba	DE

2006	Houston Nutt	Head Coach
	De'Arrius Howard	RB
	Brandon Kennedy	FB
	Kyle Roper	C
	Vickiel Vaughn	S
2007	Sam Olajubutu	LB
	Keith Jackson	DT
2008	Michael Grant	FS
2012	Greg Childs	WR
	Jerry Franklin	LB
	Jarius Wright	WR
2013	Dylan Breeding	P
2014	Zach Hocker	K
	Kiero Small	FB
2015	AJ Derby (injured)	TE
2017	Jeremiah Ledbetter	DE
	Brooks Ellis (sick)	LB
	Drew Morgan	WR
	Dan Skipper	T
	Deatrich Wise Jr.	DE

MEDAL OF HONOR BOWL

(Charleston, S.C.)

2014	Javontee Herndon	WR
	David Hurd	OL
2015	Brey Cook	OL
	Cameron Jefferson	OL
	Tevin Mitchel	CB
	Demetrius Wilson	WR

NFLPA COLLEGIATE BOWL

(Carson, Calif.)

2014	Kiero Small	FB
2015	Braylon Mitchell	LB
2017	Keon Hatcher	WR

NORTH-SOUTH CLASSIC

(Houston, Texas)

2007	Keith Jackson	DT
	Randy Kelly	SS
	Stephen Parker	OG

NORTH-SOUTH SHRINE GAME

(Miami, Fla.)

1957	Jay Donathan	C
	George Walker	QB
1967	Tommy Trantham	DB
1971	Ronnie Jones	DE
	Tom Mabry	OT
1972	Don Wunderly	DT
	Tom Reed	OG
	Mike Reppond	WR
	Joe Ferguson	QB
1973	Danny Rhodes	LB
	Jack Ettinger	WR

(Pontiac, Mich.)

1976	Curtis Townsend	LB
	Dennis Winston	DE

HULA BOWL

(Honolulu, Hawaii)

1961	Lance Alworth (MVP Award)	HB
1964	Wesley Bryant	T
1965	Ronnie Caveness	LB
	Jerry Lamb	E
1966	Glen Ray Hines	T
	Jim Williams	T
1967	Loyd Phillips	T
	Harry Jones	WB
1968	Tommy Trantham	DB

1970	Rodney Brand	C
	Cliff Powell	LB
1971	Chuck Dicus	WR
	Bill Burnett	TB
1972	Mike Kelson	OT
	Tom Mabry	OT
1973	Tom Reed	OG
	Mike Reppond	WR
	Joe Ferguson	QB
1974	Dickey Morton	TB
	Danny Rhodes	LB
1975	Floyd Hogan	DB
1976	Ike Forte	RB
1977	R. C. Thielemann	C
1978	Steve Little	K
	Patrick Martin	DB
	Howard Sampson (injured)	DB
	Leotis Harris (injured)	G
1979	Ron Calcagni	QB
	Jimmy Walker	T
	Ben Cowins	RB
	Lou Holtz	Head Coach
1980	Greg Kolenda	OT
	Robert Farrell	WR
1981	Joe Shantz	OT
1982	Darryl Mason	TE
1983	Jessie Clark	FB
1984	Ron Faurot	DE
1985	Marcus Elliott	OG
	Eddie White	TE
1986	Andy Upchurch	C
	Kevin Wyatt	CB
1987	Limbo Parks	OG
1988	Tony Cherico	NG
	Bryan White	C
1989	Kendall Trainor	K
1991	Derek Russell	WR
2001	Shannon Money	OT
2003	Caleb Miller	LB
2005	Arrion Dixon	DT

JAPAN BOWL

(Tokyo, Japan)

1978	Steve Little	K
	Patrick Martin	DB
	Howard Sampson (injured)	DB
1979	Ron Calcagni	QB
	Jerry Eckwood	RB
	Larry Jackson	LB
	Dean Weber	Athletic Trainer
1980	Kevin Scanlon	QB
1982	Darryl Mason	TE
	Bruce Lahay	K
1983	Richard Richardson	NG
	Dean Weber	Athletic Trainer
1984	Mark Mistler	WR
1986	Bobby Joe Edmonds	RB
1987	James Shibest	WR
1988	Tony Cherico	NG
	Eric Whitted	LB
1990	Jim Mabry	T
	Michael Shepherd	T
1992	Mick Thomas	LB

HONORS

SENIOR BOWL

(Mobile, Ala.)

1950	Theron Roberts	G	1971	Jerry Moore	DB
1951	Buddy Brown	G	1976	Richard LaFargue	C
	Buddy Rogers	HB	1977	Gerald Skinner	T
1952	Bob Griffin	C	1978	Vaughn Lusby	DB
	Fred Williams	T	1980	Greg Kolenda	OT
1953	Buddy Sutton	HB		Chuck Herman	OG
1955	Bud Brooks (MVP - South Team)	G	1983	Billy Ray Smith	DE
1956	Henry Moore	FB		Steve Korte	OG
1957	Jay Donathon	C	1989	Kendall Trainor	K
	George Walker	QB	1992	Ron Dickerson Jr.	WR
1959	Jim Mooty	HB	1994	Henry Ford	DE
1961	Paul Dudley	HB		Isaac Davis	OG
1962	Danny Brabham	FB	1996	Steven Conley	DE
1966	Bobby Burnett	TB	1998	Brandon Burlsworth	OG
	Jim Lindsey	WB	1999	Anthony Lucas	WR
	Bobby Crockett	E		David Barrett	CB
1968	Ernie Ruple	T		Kenoy Kennedy	S
1969	Jim Barnes	G		Joe Dean Davenport	TE
				Bobbie Williams	OT
			2000	Quinton Caver	LB

	Randy Garner	DE	2001	Carlos Hall	DE
	Boo Williams	WR	2003	Cedric Cobbs	TB
2005	Matt Jones	QB/WR	2007	Brett Goode	LB
2008	Robert Felton	OG		Tony Ugoh	OT
	Marcus Harrison	DT	2008	Robert Felton	OG
2009	Jonathan Luigs	C		Marcus Harrison	DT
2010	Mitch Petrus	OL		Peyton Hillis	FB
2011	DeMarcus Love	OL	2009	Jonathan Luigs	C
	D.J. Williams	TE	2010	Mitch Petrus	OL
2012	Joe Adams	WR	2011	DeMarcus Love	OL
2013	Cobi Hamilton	WR		D.J. Williams	TE
	Tyler Wilson	QB	2012	Joe Adams	WR
2014	Chris Smith	DE		Jake Bequette	DE
	Travis Swanson	C	2013	Cobi Hamilton	WR

2015	Martrell Spaight	LB
	Trey Flowers	DE
2016	Brandon Allen	QB
	Sebastian Tretola	OG
	Jonathan Williams	RB
2017	Toby Baker	P
	Jeremy Sprinkle	TE

TEXAS VS. THE NATION

(El Paso, Texas)

2009	Jamar Love	CB
	Jose Valdez	OT

(Allen, Texas)

2013	DeQuinta Jones	DT
	Ronnie Wingo Jr.	RB
	Darius Winston	CB



After leading the SEC in tackles with 128 in 2014, **MARTRELL SPAIGHT** represented Arkansas in the 2015 Reese's Senior Bowl and went on to be drafted in the fifth round of the NFL Draft by the Washington Redskins.



The national leader in total QBR in 2015, **BRANDON ALLEN** completed 7 of 10 passes for 106 yards during the South All-Stars' win in the 2016 Reese's Senior Bowl.



ALL-TIME LETTERWINNERS

(The Razorback Communications office welcomes corrections from authentic sources.)

*denotes team captains

A

Abernathy, Chad	1995, '96 '97 '98
Adair, Marcus	1993, '94 '95
Adams, Dave	1962, '63
Adams, Gary	1966, '67 '68*
Adams, Gary	1989, '90 '91 '92
Adams, Joe	2008, '09 '10 '11
Adams, Oliver	1927 '28
Adams, O'Neale	1939, '40 '41
Adams, Tim	1976, '77 '78
Adkins, Jim	1956
Agim, McTelvin	2016
Aguirre, Michael	2006, '07 '08
Akerfelds, Darrel	1980, '81
Akers, Freddy	1958, '59
Akerstrom, Anders	2004
Akin, Chris	1998, '99
Akins, Terry	1992
Alberty, Joe Paul	1958, '59 '60
Alberty, Brett	1987
Alcorn, E.	1923
Alcorn, Hal	1917, '18 '20
Alcorn, R.E.	1917, '18 '19 '20
Alderson, Winston	1994, '95 '96
Alexander, Brother	1984, '85
Alexander, Marion	1943
Alexander, Tim	1976, '80
Allen, Austin	2014, '15 '16
Allen, Brandon	2012, '13 '14* '15*
Allen, Clint	1976
Allen, Jason	1991, '92 '93 '94*
Allen, Joe	1909
Allen, Josh	2015
Allen, V.V.	1896
Allison, Robert	1939
Alworth, Lance	1959, '60 '61
Ambrose, Damarion	2007, '08 '09 '10
Amis, William	1921, '22
Anderson, Gary	1979, '80 '81 '82*
Anderson, Jamaal	2004, '05 '06
Anderson, Ken	1994, '95 '96 '97*
Anderson, Kevin	1984, '85
Anderson, Paul	1944, '45
Andrews, Shawn	2001, '02 '03
Antwine, Anthony	2014, '15
Apolskis, Rick	1986, '87 '88 '89
Arenz, Terry	1958
Arinze, Patrick	2014
Armbrust, Seth	2009, '11
Armenizariz, Richard	1984
Askew, Lavunche	2008, '09 '10
Atiga, Robert	2011, '13
Atkinson, Drexel	1948, '49
Atteberry, Dwight	1990, '91
Atwater, Steve	1985, '86 '87 '88*
Atwood, Ralph	1937, '38 '39
Audas, Stan	1973, '75
Avery, Steve	1973, '75
Avlos, Nick	1973*
Ayers, James	1925, '26

B

Bach, Tommy	1957, '58 '59
Bagby, Herman	1923, '24
Bailey, Alvin	2010, '11 '12
Bailey, Jack	1950
Bailey, Joe	1999
Bailey, Mitchell	2008
Bain, James	1915, '16 '19
Baker, Chris	2003, '04 '06 '07
Baker, Ed	1995
Baker, Kevin	2000
Baker, Mark	1994, '95 '96 '97
Baker, Pat	1993, '94
Baker, Toby	2015, '16
Baker, Victor	1980
Baldrige, Joe	1949
Baldwin, Alton	1943, '44 '45 '46
Baldwin, Jake	1945, '49
Ball, Nathan	1999, '00 '01 '02
Balseiro, Chris	2003, '04 '05



JAKE BEQUETTE lettered from 2008-11 and was a team captain during his last three seasons. An All-SEC selection in 2010 and 2011, he finished his career with 126 tackles, including 31 for loss and 23.5 sacks.

Banks, Curtis	1988, '89 '90 '91	Bequette, Jay	1980, '81 '82	Boyd, Cordale	2013, '14, '15	Brown, Spencer	1992, '93 '94 '95
Banks, Reggie	2003, '04	Bercher, Martine	1964, '65 '66	Boydston, Brian	1997	Brown, Thomas	1978, '81 '82
Banks, Tim	1965	Berezansky, Chris	2008	Brabham, Danny	1960, '61 '62	Brown, Vann	1934, '35 '36
Bankston, Bill		Berner, Dennis	1967, '68 '69	Bracey, Bill	1951	Brown, Wm. Buddy	1948, '49 '50*
Barker, Hubert	1940, '41	Berry, Benny	1954, '56	Bracken, Richard	2005	Browne, Leshon	1986
Barnes, Charlie	1958	Berry, Charlie	1956	Bradford, Carl	1985, '86 '87	Browning, Eric	1989, '90 '91 '92
Barnes, David	1957	Berry, D'Andre	1998, '99 '00 '01	Bradford, Eddie	1952, '53 '54	Bruick, Kevin	1985
Barnes, Jim	1966, '67 '68*	Berry, Greg	1983	Bradford, Eric	1985, '86 '87 '88	Bryan, Cameron	2009, '12
Barnes, J.J.	1901	Berry, Homer	1922, '23 '24	Bradford, W.	1909, '10 '11 '12	Bryan, Frank	1910
Barnes, Teddy	1973, '74 '75	Berryhill, Stuart	1964, '65 '66	Bradford, Mike	1978, '80	Bryan, Lemuel B.	1901, '02*
Barnett, Brandon	2007, '08 '09	Bettis, Evan	2008	Bradford, Vincent	1993, '94 '95 '96	Bryant, Larry Gunn	1983
Barnett, Robert	1957	Beutelschies, Gene	1962	Bradford, William	1921	Bryant, Thakkeus "Bam"	2002
Barrett, David	1996, '97 '98 '99*	Bexley, Carleton	1996	Bradley, Freddie	1991	Bryant, Trent	1977, '78 '79 '80
Barrow, Bubba	1986, '87 '88 '89	Bickerstaff, Ray	1945	Bradley, Melvin	1996, '97 '98	Bryant, Wesley	1961, '62 '63
Barweggen, Doug	1975, '76 '77	Biddle, Joe	1932, '33	Bradsher, Bobby	1971	Bua, Tony	2000, '01 '02 '03*
Basore, George	1919, '20 '21	Billings, Fred M.	1902	Branch, Eric	1997, '98 '99	Buckalew, Hollis	1928, '29 '30
Bass, Bill	1947, '48 '49	Billingsley, Mickey	1974, '76 '77	Branch, Jesse	1961, '62	Buckingham, Earl	1980, '81 '82
Battle, Khiry	2008	Binnion, Scott	1970, '71 '72	Branch, Job	1984, '85	Buehner, Brian	2011, '12 '13
Baxter, John	1979	Biocic, Jerry	1986, '87	Brand, Mike		Bull, Scott	1972, '74 '75*
Baxter, Robert	1979	Birdwell, Steve	1969, '70 '71	Brand, Rodger	1971, '72	Bumpas, Dick	1968, '69 '70*
Bayne, Louis	1944	Birmingham, DeCori	2001, '02 '03 '04*	Brand, Rodney	1967, '68 '69*	Burchfield, Mike	1977, '78 '79
Bazzel, David	1981, '82 '84 '85*	Black, Charles	1932, '33	Brandt, Jason	1988, '89 '90	Burks, Pete	1995, '96
Beachum, Rodney	1982, '83 '84 '85	Black, Joe	1964, '65 '66	Brannon, Robert	1983, '84	Burleson, C.H.	1943
Beane, Colmore	1944	Blackburn, Claud	1924	Brasher, Tommy	1961, '62 '63	Burlingame, Mike	1977, '78 '79
Beanum, Tevin	2014, '15 '16	Blackburn, Clifford	1923, '24	Brasuel, Jackie	1963, '64 '65*	Burlsworth, Brandon	1995, '96 '97 '98*
Beard, Abner H.	1900, '02	Blackmer, D.	1901	Braswell, J.C.	1894	Burnett, Bill	1968, '69 '70*
Beard, Chip	1982	Blakely, Gervis T.	1910	Brawner, Jim	1971, '72	Burnett, Bobby	1964, '65*
Beard, Scott Oscar	1903	Blakely, Ronnie	1961	Bray, Don	1994, '95	Burnett, Tommy	1965, '66
Beasley, Jimmy	2000, '01 '02 '03*	Bland, John	1985, '86 '87 '88*	Brazil, Ernest	1917, '18	Burns, Billy	1972, '73 '74*
Beavers, Garland	1926, '27 '28	Bledsoe, Fred	2004, '07	Breeden, Sam	2000, '01	Burns, Keith	1980, '81 '82
Beck, Austin	2014, '15	Blevins, Paul	1969	Breeding, Dylan	2009, '10 '11 '12	Burns, Olan	1954, '55 '56
Belknap, Ray	1919	Bloom, John R.	1903, '04	Brewer, Nick	2010, '12	Burris, Pat	1989, '90
Bell, Geno	1993, '94 '95 '97	Boatwright, William	1897, '98	Briggs, Oscar Garner	1899	Burstein, Matt	1999, '00
Bell, Mark	1987, '88 '89	Bobo, Donny	1976, '77 '78	Britt, Maurice	1938, '39 '40	Burton, Freddy	2007, '08 '09 '10
Bell, Richard	1957, '58*	Boepple, Emil	1932, '33	Britt, Tommy	1951	Busby, Bo	1973, '74 '75 '76
Bemberg, Clay	2010	Bogard, Jerry	1951, '52 '53	Brittenum, Jon	1963, '65 '66	Butler, Richie	1999, '00 '01 '02*
Bender, Mike	1964, '65*	Bohanon, Alex	1993	Broadway, Ramon	2007, '08 '09 '10*	Butler, Steve	1958, '59 '60*
Bennett, Archie	1970, '71	Bokermann, Mark	2000, '01 '02 '03	Brooks, Chris	1998, '99	Butz, Sam	1949
Bennett, Eric	2010, '11 '12 '13	Boles, John	1956, '57	Brooks, Jermaine	1999, '00 '01	Bynum, Firmon	1940, '41
Bennett, Richard	1955, '56 '57	Bolton, Andy	1973	Brooks, John	1991		
Bennett, Ronnie	1969, '70	Bonneau, Rob	1989	Brooks, Sam	1994, '96 '97		
Benoit, Steve	1970	Bonner, Mark	2005, '06 '07	Brooks, Wm. Bud	1952, '53 '54		
Benson, Buddy Bob	1954, '55	Booth, Marc	1991	Brothers, Richard	1985, '86 '87 '88	Cain, Dustin	2010
Benson, Ken	1989, '90	Boozman, H.	1924, '25 '26*	Brown, Anthony	2005, '06	Cain, Terrance	1988
Benson, Mike	1986, '87	Boozman, John	1971, '72	Brown, Anthony W.	2014	Cain, Tim	1988
Benton, James "Jim"	1935, '36 '37*	Boren, Phillip	1979, '81 '82 '83	Brown, Charlie	1974	Calcagni, Mark	1984, '85
Benton, Jim	1970, '71 '72	Boschetti, Mike	1968, '69 '70*	Brown, Fred I.	1900, '01*	Calcagni, Ron	1975, '76 '77 '78*
Benton, W.R.	1932, '33 '34*	Botkin, Kirk	1990, '91 '92 '93*	Brown, J.R.	1986, '87	Caldwell, Ravin	1982, '83 '84 '85
Bentz, J.L.	1895	Boulware, David	1993	Brown, Justin	1995, '96	Caldwell, Tracy	1990, '91 '92 '93
Bequette, Chris	1984, '85 '86 '87*	Boutwell, Dale	1956	Brown, Larry	1973, '75	Calvin, Carlton	1991, '92 '93 '94
Bequette, George	1954, '55 '56	Bowles, Darryl	1979, '80 '81 '82	Brown, Pierre	2002, '03 '04 '05*	Cameron, Pat	1989, '90
Bequette, Jake	2008, '09 '10, '11*	Boyd, Bill	1964	Brown, Russ	1995, '96 '97 '98	Campbell, Charles	1915, '16
						Campbell, Dean	1972

ALL-TIME LETTERWINNERS




CEDRIC COBBS lettered from 1999-2003 and left Arkansas as the school's third all-time leading rusher with 3,018 career rushing yards.

Campbell, Jason	2001	Christian, Don	1955, '56 '57	Corbett, Lundy	1936	Dean, DJ	2013, '14 '15 '16	Eubanks, Anthony	1994, '95 '96 '97*
Campbell, Joe	1939	Chukwuma, Chrys	1996, '97 '98 '99	Cordell, Corkey	1970, '71	Deason, Jess	1955	Eugene, Dwayne	2014, '15, '16
Campbell, Leon	1946, '47 '48 '49	Chunn, Del	1990	Cordelli, Mark	1986	DeBorde, Skipper	1971	Evans, Caleb	2009
Campbell, Louis	1970, '71 '72*	Cialone, Felice	1942	Corgan, Charles	1923	Decker, Robert	2016	Evans, Denzell	2014, '15
Campbell, Marcus	1994, '95 '96 '97	Cissell, Mickey	1960, '61	Cornelius, Jared	2014, '15 '16	Delco, Del	1992, '93 '95	Evans, Hoover	1960, '61 '62
Campbell, Mike	1973, '74 '75*	Claborn, Joe	1945, '48	Cornelius, Jessie	1994, '95 '96	Delmanego, Frank	1941, '42	Evans, Kevin	1976, '78 '79 '80
Campbell, R. Roy	1894	Clark, Elbert	1900, '01 '02	Cornish, Bryan	1991, '92 '93 '94	Deloney, Ernest D.	1905	Ewart, James B.	1917, '19 '20
Campbell, Steadman	2000, '01	Clark, Jack	1940, '41	Corrotto, Leo	1933	Derby, AJ	2013, '14		
Canada, Eugene Bud	1945, '46 '47 '48	Clark, Jessie	1981, '82*	Cory, A.B.	1894	Derry, Lee	1923, '24		
Cantlope, Tracy	1992, '93 '94 '95	Clark, Leon	1994	Cory, Henry J.	1894	De Salvo, Henry	1947		
Cantrell, Austin	2016	Clark, W.H.	1930	Cotton, Delano	1962	Dew, Robert	1969		
Capps, Austin	2016	Clark, Zak	2000, '01	Cotton, Kotto	1991, '92 '93	Dew, Tommy	1967, '68 '69		
Capshaw, Gary	1972	Clavelle, Marcus	1997	Counce, Dale	1945, '46 '47	Dewey, Mark	1978, '79		
Carder, David	1957	Clay, Billy	1960, '63	Courtney, J.G.	1898	Dhonau, Lloyd	1925, '26		
Carlton, David	2001, '02 '03 '04	Clay, Charles	1975, '76 '77 '78	Covington, Pete	1956	Dick, Casey	2005, '06 '07 '08*		
Carpenter, J.P.	1943	Clayton, Michael R.	1957	Cowan, D'Arthur	2012, '13	Dick, Nathan	2008		
Carpenter, Lewis	1950, '51 '52	Cleveland, Ben	2006, '08 '09 '10	Cowger, James	1925, '26 '27	Dickerson, Kyle	2002, '03 '04 '05*		
Carpenter, Preston	1953, '54 '55*	Cleveland, Jay	1986	Cowins, Ben	1975, '76 '77 '78*	Dickerson, Jr., Ron	1989, '90 '91 '92		
Carr, Daunte	2011, '12, '13, '14	Clinton, Chris	2002	Cox, Curtis	1959, '60	Dickey, David	1966, '67 '68		
Carroll, Ahmad "Batman"	2001, '02 '03	Clyde, Steve	1977, '79 '80 '81	Cox, David	1968, '69	Dickson, Earnest	1907, '08		
Carroll, J.J.	1915	Coats, Jeff	1939, '40 '41	Cox, Harold Earl	1943, '48	Dickson, Enos H.	1906		
Carson, Bill	1994, '95 '96 '97	Cobbs, Cedric	1999, '01 '02 '03	Cox, Harold Eugene	1952	Dicus, Chuck	1968, '69 '70		
Carter, Bill	1969, '70 '71	Cochran, Maurice	1915, '16	Cox, James	1947	Dingler, Lamar	1943*, '44*		
Carter, Bubba	1983	Cody, Russell	1967, '68 '69	Cox, Steve	1971	Dixon, Arrior	2001, '02 '03 '04*		
Carter, Damani	2015	Coe, Michael	2003, '04 '05	Cox, Steve	1979, '80	Dixon, Tommy	1967, '68		
Carter, Elmo	1896, '97	Colbert, Cameron	2015, '16	Crabough, Alfred J.	1921, '22 '23	Dodson, Matt	2016		
Carter, Harry	1942, '46	Cole, Bob	1993	Crabough, Quentin	1927, '28 '29	Dodson, Tony	1999		
Carter, Jan	1938, '39 '40	Cole, Charles	1956	Crafton, James	1947, '48	Dominguez, Ray	2007, '08 '09 '10		
Carter, J.N.	1913	Cole, George	1925, '26 '27	Craig, Reggie	1972, '73 '74	Donaldson, John	1935, '37		
Caruthers, Ernie	1978	Cole, Johnny	1950, '51 '52	Craig, Tim	2000	Donathan, Jay	1955, '56 '57*		
Castillo, Eric	1989	Cole, Nathan	1995, '96 '97 '98	Crawford, Danny	1973, '74	Donathan, Jeff	1926, '27		
Castleberry, Mike	1983	Cole, Ray	1937, '38 '39*	Crawford, Elbert	1986, '87 '88 '89*	Donoho, Tommy	1944		
Caston, Marvin	1996, '97 '98 '99	Coleman, Eusell	1925, '26 '27*	Crawford, Kerry	1985, '86 '87 '88	Dossey, Jerry	1967, '68 '69		
Cato, Daryl	1939, '40 '41*	Coleman, James W.	1916, '17 '18 '19*	Crawford, London	2006, '07 '08, '09	Doughty, Dan	2002, '03		
Cauthron, Jim	1952, '53	Coleman, Richard	1968, '69	Creekmore, Steve	1908, '09 '10*	Douglas, Freddie	1972, '73 '74 '75		
Caver, Quinton	1997, '98 '99 '00	Coleman, Rod	2006, '07	Creighton, Milan	1928, '29 '30*	Douglas, Mark	1979, '80 '81 '82		
Cawood, Jim Brown	1894	Coleman, Sam	1921, '22 '23 '24	Crim, Rudell	2009, '10	Douglas, Steve	1979, '80 '81		
Caveness, Ronnie	1962, '63 '64*	Coleman, Tiquention	2013, '14	Criswell, Oliver	1933, '34	Dougllass, Bill	1965		
Ceaser, Caleb	2003	Coleman, Will	2012	Crockett, Patrick	1989, '90	Downey, Tim	1973		
Centers, Donnie	1983, '85 '86	Coley, De'Andre	2014, '15 '16	Crockett, Bobby	1963, '64 '65*	Drake, Randy	1972, '73 '74		
Chalene, Scott	1981, '83	Collier, Jimmy	1959, '60 '61	Crocker, Bob	1950	Drummonds, Lamar	1957		
Chalmers, Chris	1996, '97 '98 '99	Collins, Alex	2013, '14 '15	Crow, Olan	1945	Dubs, Ford	1913, '15		
Chambers, Anthony	1985, '86 '87 '88	Collins, Jared	2013, '14 '15 '16	Crowder, Tom	2001, '02 '03	Duckworth, Bobby	1977, '78 '79 '80		
Chambers, Joe	1929, '30 '32	Collins, Kirk	1988, '89 '90 '91*	Crowley, L.G.	1896	Dudley, David	1983, '84 '85 '86		
Chapman, Johnson	1901, '02	Collins, Ronnie	1976	Culpepper, Oren	1954, '55 '56	Dudley, Paul	1959, '61		
Charpentier, Luke	2011, '12, '13, '14	Collins, Shane	2002	Culwell, J.D.	1904, '05 '06 '07*	Duffy, Richard	1984		
Chatman, Tyrone	1990, '91 '92 '93*	Conger, Marvin	1944	Cunningham, Dick	1964, '65 '66	Dugan, Joe	1949		
Cherico, Tony	1984, '85 '86 '87*	Conley, Steve	1992, '93 '94 '95*	Curry, Ken	1970	Duke, Alvin C.	1946, '47 '48 '49*		
Cherry, Mike	1993, '94	Connor, Paul	1965, '66 '67	Curtis, De'Anthony	2008, '09 '10, '11	Dumas, Sammy	1951, '52		
Cheyne, Bob	1973	Cook, Brey	2011, '12 '13 '14*	Cypert, Boyd	1910, '11 '12	Dunagin, Sean	1980		
Cheyne, Tommy	1973, '74 '75	Cook, Grant	2008, '09 '10 '11			Duncan, Wm. Robert	1953		
Childress, Bob	1956, '57	Cook, Jake	1913, '14			Dunkelgod, Dennis	1973		
Childress, Freddie	1985, '86 '87 '88	Cook, John D.	1954			Durmon, John	2008, '09		
Childress, John	1959, '60 '61*	Cooks, Mark	1995						
Childs, E.	1902	Cooney, Anthoney	1986, '87 '88 '89*						
Childs, Greg	2008, '09 '10, '11	Cooney, Mike	1958						
Childs, James L.	1904	Cooper, David	1965, '66 '67						
Chinn, John	1932	Cooper, D.J.	1996, '97 '98 '99						
Chipman, Marvin	1925, '26	Cope, Larry							
Christenbury, Tom	1980, '81	Cope, Robert	1943, '44						



ALL-TIME LETTERWINNERS

Galloway, Neal	1981 '82	Greenlaw, Dre	2015, '16	Harrell, Gary	1967	Hines, Will	2012, '13	Jackson, Carl	1943
Garber, Russ	1969 '70 '71	Greenwell, Lynn	1958	Harrell, Derrick	1995	Hinson, Dock Newton	1918	Jackson, Colton	2016
Garcia, Desmond	1999 '00	Gregory, Chip	2007	Harrell, Jeremy	2003, '04 '05 '06	Hinton, L.E. Percy	1910, '11 '12*	Jackson, Ed	1979, '80 '81 '82
Gardner, Carnall	1927 '28 '29	Griffin, Mike	1970, '71 '72	Harrington, Leroy	1921, '22	Hirschfield, Hal	1973	Jackson, E.D.	1989, '90 '91 '92*
Gardner, Ellis	1934	Griffin, Robert	1949, '50 '51	Harris, Albert	1986, '87 '89 '90	Hix, Billy	1948, '49	Jackson, Eddie	2000, '01 '02 '03
Gardner, Gerald	1958 '59	Grizzle, Jim	1961, '62 '63*	Harris, Alex	1995, '96 '97	Hixson, Guy	1907, '08 '09	Jackson, Elmer	1946, '47
Garner, Lynn	1967 '68 '69	Grooms, Richard	1988	Harris, Bret	2008, '09, '11	Hobbs, Gary	1998	Jackson, Farod	2004, '05 '06 '07
Garner, Nate	2004 '05 '06 '07	Grovey, Quinn	1987, '88 '89 '90*	Harris, Corey G.	2000, '01	Hobbs, Wilburn D.	1898, '99	Jackson, John	2002, '03 '04
Garner, Randy	1997 '98 '99 '00	Guest, Gordon	1963	Harris, De'Jon	2016	Hocker, Zach	2010, '11 '12 '13	Jackson, Keith	2003, '04 '05 '06*
Garlington, Tom	1951 '52	Guillot, David	1984	Harris, Elliott	2001, '02 '03 '04	Hockersmith, Glen	1967, '68	Jackson, Kendrick	2015, '16
Garrett, Dean	1959 '60 '61	Gullett, Ryan	2003	Harris, Harold	1998, '99 '01	Hockersmith, Steve	1969	Jackson, Larry	1976, '77 '78*
Garrett, Grant	1995 '96 '97 '98*	Gunderson, Blake	2011	Harris, Jamel	1996, '97 '98 '99	Hodge, DeMarcus	2012, '13 '14 '15	Jackson, Marvin	2001, '03
Garrett, Wayne	1955	Gunn, David	1986	Harris, Josh	2015, '16	Hodge, Jim	1970, '71 '72*	Jackson, Nick	1995
Garrison, Greg	1981 '82 '83 '84	Gunn, Johnson	1952	Harris, Leotis	1974, '75 '76 '77*	Hoehn, Steve	1965, '66 '67	Jackson, O.C.	1976, '77 '78
Gaston, James	1959 '60	Gunnell, G.W.	1896	Harris, Matt	2008, '09	Hoffman, John	1945, '46	Jackson, Tarvaris	2002
Gatson, Carlos	1988	Gunter, Grayson	2016	Harris, Mike	1981, '82 '83	Hogan, Brad	1993	Jacobs, Mike	1968
Gatson, Greg	2010, '11	Guynes, W.M.	1910, '11	Harris, Muskie	1973, '74 '76 '77	Hogan, Floyd	1973, '74	Jamerson, Charlie	1919, '20 '21
Gatson, Greg	1982, '83 '84 '85			Harris, Steven	2000, '01 '03 '04*	Hogue, David	1969, '70 '71*	James, Bruce	1968, '69 '70
Gels, Clarence	1927, '28 '29*			Harris, Tommy	1972, '73 '74 '75	Hogue, Larry	1950, '51 '52	James, Dennis	1971, '72
Geiser, Elvin O.	1932, '33 '34			Harris, Wayne	1958, '59 '60*	Holderby, R.H.	1920	James, Frank D.	1894, '96 '99
Geitner, John	1999, '00			Harrison, Charles D.	1898, '99 '00	Holland, Kenneth	1946, '47	James, Michael	1989, '90 '91
Gentry, Williams	1926			Harrison, Galloway C.	1911	Hollander, Jim	1958, '59	Japp, Gus	1924, '25 '26
Geohagan, Danny	1968			Harrison, Marcus	2004, '05 '06 '07*	Hollingsworth, Mark	1971, '72	Jarvis, Hunter	2011
Gervasi, Ray	2012, '13			Harrison, Ralph	1925, '26	Hollister, Cody	2014, '15 '16	Jasper, Glen	2006
Gibbs, Melvin	1964, '65 '66			Harrison, Wm. Ringold	1919	Holloway, Derek	1980, '81 '82	Jefferies, Elrod B.	1934, '35
Gibson, Johnny	2016			Harriss, Al	1934	Holloway, Judson	2002	Jeffers, Solomon L.	1897
Gifford, Todd	1988, '89 '90			Harshaw, Juju	1987, '88 '89	Holly, Zeylon	1940	Jefferson, Cameron	2014
Gilbert, Tyler	2011			Hartsfield, Eddie	1973	Holmes, Brandon	2000, '01 '02 '03	Jefferson, Mike	1997
Gilbow, Billy	1956, '57 '58			Harvell, Gary	1967	Holmes, Nate	2012	Jeffery, Tony	1991, '92
Gilbow, Matt	2004			Harvell, Don	1967	Holmes, O. Wendell	1928, '30 '31	Jenkins, John	1971
Gilliam, Bobby	1953, '54 '55			Hatcher, Keon	2012, '13 '14 '16	Holmes, Price	2012, '13	Jenkins, J.R.	1984
Gilmore, George	1935, '36 '37			Hatfield, Dick	1962, '63 '64*	Holmes, Tony	1986, '87	Jenkins, Mike	1999
Ginn, Charles	1980, '81 '82			Hatfield, Ken	1962, '63 '64*	Holt, Jack	1935, '36 '37	Jernigan, Hugh	1978, '79 '80
Ginn, Tom	1976, '78 '79			Hau, Bobby	1982, '83	Holthoff, Corky	1968	Jett, William	1904, '05*
Glover, Steve	1972			Hawkins, Eric	2013, '14 '15	Hooper, Tommy	1968	John, Jim	1961, '62 '63
Goff, Jeff	1978, '79 '80 '81			Hawkins, Wayman	1974, '75	Hopkins, Terry	1969, '70	Johnson, Carl	1991, '92 '94 '95
Gold, Paul	1917, '18*			Hay, Bruce	1976, '77 '78	Hopper, Tom	1969, '70	Johnson, Charles	1943, '44
Golden, Colby				Hayden, Kenneth	1940, '41	Hopson, E.E.	1906	Johnson, Cordale	1992, '94
Goode, Brett	2003, '04 '05 '06			Hayden, W.W.	1894	Horne, Greg	1983, '84 '85 '86	Johnson, Curtis	1988
Goodman, John Ed	1983			Hayes, Bob	1957	Horne, John	1984	Johnson, David	1974
Gordan, David	2009			Hayes, Orin	1928, '29 '30	Horsfall, Frank	1895, '96 '97	Johnson, Dennis	2008, '09 '11 '12
Gordon, Minor	1916			Hayes, Phillip	1994, '95 '96	Horton, Don	1955, '57 '58	Johnson, Derrick	1998, '99
Gordon, Nathan	1936, '37			Hayes, Phillip	1994, '95 '96	Horton, Harold	1960, '61*	Johnson, Hayden	2016
Gorton, Drew	2015			Hayes, Rockie	1982	Horton, Julian	2010, '11, '12, '13	Johnson, James	2002
Gotto, Bill	1971, '73			Hayfron, Kweku	2001	Horton, Tim	1986, '87 '88 '89*	Johnson, Jimmy	1962, '63 '64*
Grabiel, Kent	1921			Haynes, Bratton	1940, '41	Houfeik, Keith	1979, '80*	Johnson, Joe	1985, '86 '87 '88
Gragg, Chris	2008, '10, '11, '12			Haynes, David	1980	House, Raymond	2000, '01 '02*	Johnson, John	2003, '04 '05 '06
Gramlich, Billy	1960			Haynie, Bracy	1921, '22	Houston, Chris	2004, '05 '06	Johnson, Lee	1964, '65 '66
Grant, Michael	2004, '05 '06 '07			Hebert, Dexter	1993, '95	Houston, Rex	1930	Johnson, Lewis	1931, '32 '33*
Graves, Cecil Buster	1951, '52 '53			Hedgepeth, Steve	1971, '72 '73*	Howard, De'Arrius	2002, '03 '04 '05	Johnson, Marius	1992, '93 '94 '95
Gray, Bill	1962, '63 '64*			Hedlund, Cole	2015, '16	Howard, Dexter	1991, '92 '93	Johnson, Rashad	2007
Gray, Cord	2006, '08			Heim, Steve	1975, '76 '77	Howard, Gerald	1998, '00 '01 '02	Johnson, Ray Lee	1990, '91
Gray, Kenneth	1949			Henderson, Charles	1914	Howard, Gary	1961, '62 '63	Johnson, Robert	2004, '05 '06 '07*
Gray, Oscar	1992, '93 '95			Henderson, Dematt	1899, '00	Howard, Jim	1977, '78 '79*	Johnson, Robert	1935
Grayson, Wade	2007, '08 '09 '10			Henderson, Ed	1948	Howard, Shedrick	1989	Johnson, Shedrick	2005, '06 '07 '08
Green, Broderick	2009, '10, '11			Henderson, Gerald	1956	Howell, Jim Lee	1933, '34 '35	Johnson, Taiwan	2014, '15 '16
Green, Jared	2011, '12			Henderson, Mark	1997	Hubbell, Webb	1967, '68	Johnson, Virgil	1941, '42
Green, Jerry	1958, '59			Henderson, Paul	1958, '59 '60	Huckeba, Jeb	2001, '02 '03 '04*	Johnson, Willie	1991, '92 '93 '94*
Green, Orlando	1998, '99 '00			Hendren, Mike	1967, '69	Hudson, Bryan	1994	Jones, Alvin	1965, '66 '67
Green, Roberto	1941, '42			Henry, Cliff	1979, '80 '81	Hudson, Steve	1988, '89 '90	Jones, Austin	2012, '13
				Henry, Hunter	2013, '14, '15	Huffman, Bo	1957	Jones, Ben	1942, '43*
				Henry, Joseph	2009	Hughes, Howard	1947, '48	Jones, Byran	2010, '11 '12 '13
				Henry, Mark	1988, '89 '90 '91*	Hughes, Max	1980	Jones, Carroll	1944
				Henry, Michael	1995, '96 '97	Humphrey, Maudrecus	2010, '11	Jones, Chadd	1997
				Henry, Nathan	2001	Hunt, Jackie	1962, '63	Jones, Charles	1982
				Henry, Tyrone	1994, '95	Hunter, Billy	1936	Jones, Chris	2014, '15 '16
				Henson, David	1987	Hunter, Chris	1986, '87 '88 '89	Jones, David P.	1941, '42
				Henson, John	2012, '14	Huntley, Bruce W.	1911, '12	Jones, DeQuinta	2009, '10 '11 '12
				Henson, Harold Elgin	1945, '47 '48	Huntley, P.C.	1908, '09 '10 '11	Jones, Felix	2005, '06 '07
				Heringer, Al	1995, '97 '98	Hurd, David	2012, '13	Jones, Guy	1964, '65
				Herman, Chuck	1977, '78 '79	Hust, A.S.	1898	Jones, Harry	1964, '65 '66
				Hermann, Troy	1957	Hutton, Counts	1904, '05	Jones, Herschel	1952
				Herndon, Javontee	2010, '11 '12 '13	Hyatt, Robert F.	1906	Jones, Jamie	1971
				Hewitt, Matt	2006, '07			Jones, Jerry	1962, '63 '64*
				Hickey, Howard	1938, '39 '40*			Jones, Jeryl	1983, '84 '85
				Hickey, P.J.	2004			Jones, J.J.	1996, '97 '98 '00
				Hicks, Anthony	1993, '94 '95 '96			Jones, Matt	2001, '02 '03 '04*
				Hicks, Jared	2002, '03 '04 '05			Jones, Meredith	1941, '42
				Higgins, Mike	1994			Jones, Nathan	1981, '82 '83 '84
				Highsmith, Alonzo	2011, 12*			Jones, Patrick	2007, '08 '09 '10
				Hillburn, Sam	1962			Jones, Ricky	1982
				Hile, Kevin	1994			Jones, Ronnie	1969, '70 '71*
				Hill, J.W.	1903			Jones, Steve	1971
				Hill, Madre	1994, '95 '98*			Jones, Steve	1984, '85 '86 '87
				Hill, Tom	1984, '85			Jones, Steve	1987, '88
				Hill, Wade	1991			Jones, Todd	1987, '88
				Hillis, Peyton	2004, '05 '06 '07			Jones, Tom	1979, '80 '81 '82
				Hines, Glen Ray	1963, '64 '65*			Jones, Tommy	1991
				Hines, Glen Ray	1989, '90			Jordan, Clark	1932, '33 '34



A four-year starting quarterback, **QUINN GROVEY** threw 18 touchdowns as a senior captain in 1990.

ALL-TIME LETTERWINNERS



In 2015, **SEBASTIAN TRETOLA** was the co-recipient of the Jacobs Blocking Trophy while earning first team All-America honors from Sports Illustrated. He started 24 straight games to end his career.

Sperring, James	1951, '52	Swartz, Matt	2000	Trail, Richard	1964, '65 '66
Spillers, Ray	1934, '35 '36	Switzer, Barry	1957, '58 '59*	Trainor, Kendall	1985, '86 '87 '88
Spivey, Bill	1933, '34	Switzer, Greg	1988, '89 '90 '91	Trantham, Tommy	1965, '66 '67
Spriggs, David	1974			Tranum, Billy	1957, '58 '59
Sprinkle, Jeremy	2013, '14 '15 '16	T		Travis, Tony	1992
Stadther, Zach	2008, '09 '10 '11	Tackett, Buddy	1962, '63	Tretola, Sebastian	2014, '15
Stallings, Randall	1936, '37 '38	Tallent, Major	1948	Tribble, Russ	1973, '75
Stancil, William	1948, '49	Talley, Fred	2000, '01 '02*	Triesch, Conrad	1914
Stankovitch, Bob	1968, '69	Tanner, Terry	1980	Troillett, Ralph	1952, '53*
Stanley, Tom E.	1902, '03 '05	Tate, Austin	2010, '11 '12 '13	Troxell, Billy F.	1948
Stansberry, E.E.	1914, '15 '16	Tatum, Terry	1982, '83 '84 '85	Troxell, Jack	1951, '52
Stavelly, Mark	2002	Taylor, Brad	1981, '82 '83 '84	Trusty, Reggie	1988, '89
Steelman, Harold	1954, '55	Taylor, Brad	2012, '13	Trusty, Ronnie	1980, '81
Steelman, Tyler	2007	Taylor, Jim	1971, '72	Tubbs, Zac	2002, '03 '04 '06*
Steger, Curtis	1984	Taylor, John	1975, '76	Tuck, Crosby	2008
Stendel, Marvin	1950	Tegethoff, Carl	1981, '82	Tucker, Austin	2009, '10
Stevenson, James E.	1916	Temple, Charlie	1949	Tunnah, B.	1910
Stewart, Andru	2009, '10	Templeton, Mason	2004, '05 '06	Turner, A.J.	2012
Stewart, Deon	2016	Tejada, Alex	2007, '08 '09 '10	Turner, A.S.	1911, '13 '14
Stewart, George	1978, '79 '80*	Thielemann, R.C.	1973, '74 '75 '76	Turner, Alan	2011, '12 '13 '14*
Stewart, Randy	1963, '64 '65*	Thomas, Barry	1982, '83	Turner, John	1970
Stewart, Terry	1967, '68 '69*	Thomas, Bill	1943	Turner, Keith	2000, '02
Stewart, Wayne	1986, '87 '88	Thomas, Brad	1973, '74 '75	Turner, Terry	1970
Stiggers, Gary	1977, '78 '79 '80	Thomas, Billy Ray	1944, '46 '47 '48		
Stinson, Rod	1997, '98 '99 '00	Thomas, Champ	1967	U	
Stitten, John	1984, '85 '86 '87	Thomas, Curtis	1991, '93 '94	Uekman, Garrett	2011
Stockdell, Cary	1968, '69	Thomas, Derrick	1983, '84 '85 '86*	Ugoh, Tony	2003, '04 '05 '06*
Stockton, Harold	1948, '50	Thomas, Floyd	1947	Underwood, Ronnie	1954, '55 '56
Stoerner, Clint	1996, '97 '98 '99*	Thomas, Greg	1984, '85 '86 '87*	Upchurch, Andy	1983, '84 '85*
Stolt, Alan		Thomas, Mick	1989, '90 '91	Uptmoor, Bernard	1928, '29 '30
Stone, Donnie	1956, '57 '58	Thomas, Robert	2011, '12 '13*		
Storey, Shane	1987	Thomas, Tramain	2008, '09 '10 '11	V	
Stout, Robert	1937, '38 '39	Thomas, Travis	1922, '23 '24	Van Dover, Jimmy	1956, '58
Stout, Louis	1930, '31 '32	Thomas, Will	1901	Van Dyke, Sammy	1984, '85 '86 '87
Stover, Donald	1912	Thomas, Zhamal	2009, '10	Van Es, Wendell	1976, '77
Strain, Ray	1972	Thomas-Smith, Nick	2015	Van Poucke, M.L.	
Straschinske, Ray	1990, '91 '92 '93	Thomason, George	1950, '51 '52	Van Sickle, Clifford	1934, '35 '36*
Street, Russell	1999	Thomason, Joe	1953, '54 '55	Van Sickle, Clyde	1927, '28 '29
Strickland, J.S.	1897	Thompson, David	2004, '05	Valdez, Jose	2006, '07 '08
Stringer, Chris	2012, '14	Thompson, Derrick	1992	Vanderverter, James	1899
Stringer, Tom	1951	Thompson, Lance	2005, '06 '07 '08	Vanvalkenburgh, Horace	1904, '05
Struebing, Don	1993	Thompson, Skip	1987, '88	Vanvalkenburgh, Wm. M.	1906
Stumon, Van	2008, '09 '10	Thorpe, Wilfred	1937, '38 '39	Vaughn, Vickiel	2002, '03 '04 '05*
Sykes, Willie	2015	Thornton, DuVall	1947, '48 '49	Vavra, Brian	2005, '06 '07
Sullivan, Jerry	1977, '78	Thurman, Scotty	2015	Vernon, Thomas Jerry	1951
Summerall, Pat	1949, '50 '51*	Tibbitts, Joe	1941, '42	Vestal, Steve	1970
Summers, Scott	2002	Tidwell, Chris	1995	Vickers, Rick	1970
Sutherland, Bruce	1978, '81	Tolbert, James	1979, '80 '81	Villareal, Ernie	1984, '86
Sutton, John	1975	Toliver, Henre'	2014, '15 '16	Vincenheller, Ashton	1897, '98 '99 '00*
Sutton, John	1940, '41	Toole, Drew	1971, '72	Vinneth, Darius	2004, '06*
Sutton, Wm. Buddy	1950, '51 '52*	Toussaint, James	2002	Voelzke, Alex	2012, '13, '14, '15
Swanson, Bill	1983	Towler, George F.	1898	Volentine, Paul	1913
Swanson, Travis	2010, '11 '12* '13*	Townsend, Curtis	1975, '76		
Swartz, Anthony	1994, '95	Trail, Ray	1960, '61 '62*		

W

Wade, Chris	2006, '07	Williams, Jonathan	2012, '13 '14 '15*
Wade, Marquel	2011	Williams, Josh	2014, '15 '16
Wade, Vernon	1992, '93 '94	Williams, Les	1970, '71 '72
Wait, Matt	1994, '95 '96 '97	Williams, Michael	1996, '97 '98 '99
Walker, George	1954, '55 '57*	Williams, Patrick	1987, '88 '89
Walker, George Rea	1962, '63*	Williams, Paul X.	1928
Walker, Jimmy	1975, '76 '77 '78*	Williams III, Rawleigh	2015, '16
Walker, Kody	2013, '14 '15* '16*	Williams, Ray E.	1920, '21 '22
Wallace, Brian	2015, '16	Williams, Rickey	1984, '85 '86 '87*
Walls, Gavin	2001, '02*	Williams, Stanley	1977, '78
Walls, Stephen	1990, '91 '92	Williams, Terrell	2009, '10 '11 '12
Walston, Dave	1962, '63	Williams, Tom	1923
Walters, Danny	1980, '81 '82	Williamson, John	1989
Walters, Steve	1969, '70	Wilson, Bill	1957
Ward, Bill	1950	Wilson, Clint	1983
Warren, Billy	1983, '84	Wilson, Demetrius	2012, '14
Warren, Chris	1975, '76	Wilson, George	2001, '02 '03*
Warren, Corey	2000	Wilson, Harry	1997, '98
Warren, Earl	1953	Wilson, Jeremy	1996
Warren, Robert	1952, '53	Wilson, Joe Bill	1954
Washburn, Jeremiah	1997, '98 '99	Wilson, Richard	1980
Washington, Carroll	2013, '14	Wilson, Tyler	2009, '10 '11 '12*
Washington, Cedric	2003, '04 '05 '06	Wilson, William	1915, '16 '17
Washington, Charles	1983, '84 '85 '86	Wilson, William O.	1902, '03
Washington, Dallas	2004, '06 '07 '08	Wingfield, Greg	1985
Watkins, James	1906	Wingo Jr, Ronnie	2009, '10 '11 '12
Watkins, Larry	1964, '65 '67*	Winkleman, Ben	1917, '18 '19 '20 '21*
Watkins, Ronald	2010, '11	Winkleman, Charles	1924
Watkins, Wayne	1952	Winston, Billy	1986, '87 '88 '89
Watkins, William	1973	Winston, Darius	2009, '10 '11 '12
Watson, Alan	1973, '74	Winston, Dennis	1973, '74 '75 '76
Watson, John R.	1903	Winston, JaMichael	2013, '14 '15* '16
Watters, Orlando	1991, '92 '93	Winston, Marc	2005
Watts, Armon	2015	Winston, Rodney	1988, '89 '90
Weatherford, Zach	1994	Winters, Alva	1926, '27 '28*
Weatherton, Jr, Carl	1944	Wise Jr, Deatrich	2013, '14 '15 '16*
Webb, Charles W.	1902	Wise, Floyd	1928
Webster, Tim	1968, '69 '70	Wishon, Waylon	1992, '93 '94
Weems, Orson	1981, '82 '83	Withers, Art	1937
Welch, Charles	1923	Witty, Eldo	1924
Welch, Jerry	1962, '63 '64*	Wood, Charles Fox	1900, '01 '02
Wells, Ira	1983, '84	Wood, Clark	1900, '01 '02
Wells, John A.	1948	Wood, John Shirley	1904, '05 '06*
Wesley, Donte	1998	Wood, Stanley	1922
Wessinger, Randy	1978, '79 '80	Woodbury, Derrick	1992
West, A.L.	1898	Woodell, Lloyd	1936, '37 '38*
Westerman, Bruce	1990	Woodlee, Eddie	1964, '65 '66
Westphal, Benny	1973, '75	Woodman, Lloyd	1954
Wewetzer, Jeff	1988, '89	Woods, Gary	1979
Whaley, Devwah	2016	Woods, Kevin	2004, '05 '06 '07*
Wheat, John	1971, '72	Woods, Wayne	1956
Wheeler, Earl	1943, '44 '45* '46	Woolfolk, Kirk	1977, '78 '80
Whisenhunt, Jim	1966	Worrell, Darren	1986, '87 '89
White, Barnabas	1974, '76 '77	Worthington, Jim	1961, '62
White, Bob	1966, '67 '68	Wren, Hudson	1927, '28
White, Bryan	1984, '85 '86 '87	Wren, Ronnie	1974
White, Dale	1975, '76 '77 '78	Wright, A.E.	1908, '09
White, Eddie	1981, '82 '84	Wright, Jarius	2008, '09 '10 '11*
White, Larry	1975, '76	Wright, Lindsay	1894*
White, La'Zerius	1999, '00 '01*	Wright, Sam	1906
White, Marsh	1927, '73	Wright, Shannon	1989, '90 '92
White, Nathaniel	1982, '84 '85 '86	Wright, Tenarius	2009, '10 '11 '12*
White, Steed	1946, '47	Wright, Todd	1989, '90 '91 '92
Whitfield, Billy	1957	Wunderly, Don	1971 '72*
Whitmore, Marcus	2003, '04*	Wyatt, Kevin	1982, '83 '84 '85
Whittaker, Leon	1947	Wynn, Robert	1988
Whitted, Erik	1984, '85 '86 '87	Wynn, Roger	1976
Whitworth, Charles	1955, '56 '57	Wynne, Clayton	1940, '41 '42*
Wilber, Rusty	1976, '77	Wynne, Tommy	1935
Wilcoxon, Robert	1982, '83 '84		
Wiley, Brian	2000	Y	
Wilkins, Charles	1925	Yager, Richard	1991, '92 '93
Williams, Bobbie	1996, '97 '98 '99	Yarborough, Byron	1984, '85 '86
Williams, Bobby	1960	Yates, A.J.	1938, '39 '40*
Williams, Calvin	1984, '85	Yeager, Kelly	1991, '92 '93
Williams, D.J.	2007, '08 '09 '10*	Yoder, Douglas	1972, '73 '74 '75
Williams, Dale	1984, '85	Yoes, Oran C.	1920
Williams, Damian	2006	Young, Charles	1949
Williams, Darrell	1959, '60 '61	Young, Clint	1910, '11
Williams, Demetrius	2012	Young, Henderson	1919
Williams, Desmond	2005, '06 '07	Young, James	1943, '44*
Williams, Eddie "Boo"	1999, '00	Young, Michael	2004
Williams, Fred	1949, '50 '51	Young, Theo	1983, '84 '85 '86
Williams, Gary	1978	Youngblood, Jim	2009
Williams, Jarrell	1959, '60		
Williams, Jim	1963, '64 '65*	Z	
Williams, Jimmy	1988, '89	Zinamon, Berg	1980, '81 '82 '83*
Williams, John	1920	Zoll, Alan A.	1915, '16



ALL-TIME COACHING STAFFS

2017

Jeff Long, AD
Bret Bielema, HC
Dan Enos, OC/QB
Paul Rhoads, DC/Secondary
Kurt Anderson, OL
Vernon Hargreaves, ILB
Barry Lunney Jr., TE
Reggie Mitchell, RB
John Scott Jr., DL
Michael Smith, WR
Chad Walker, OLB

2016

Jeff Long, AD
Bret Bielema, HC
Dan Enos, OC/QB
Robb Smith, DC/Secondary
Kurt Anderson, OL
Vernon Hargreaves, LB
Barry Lunney Jr., TE
Reggie Mitchell, RB
Paul Rhoads, DB
Rory Segrest, DL/Specialists
Michael Smith, WR

2015

Jeff Long, AD
Bret Bielema, HC
Dan Enos, OC/QB
Robb Smith, DC/Secondary
Sam Pittman, Assoc. HC/Rec./OL
Jemal Singleton, Special Teams/RB
Vernon Hargreaves, LB
Clay Jennings, DB
Barry Lunney Jr., TE
Rory Segrest, DL/Specialists
Michael Smith, WR

2014

Jeff Long, AD
Bret Bielema, HC
Jim Chaney, OC/QB
Robb Smith, DC/Secondary
Randy Shannon Sr., Assoc. HC/LB
Sam Pittman, Assoc. HC/Rec./OL
Clay Jennings, DB
Barry Lunney Jr., TE
Rory Segrest, DL/Specialists
Michael Smith, WR
Joel Thomas, RB

2013

Jeff Long, AD
Bret Bielema, HC
Chris Ash, DC/Secondary
Jim Chaney, OC/QB
Sam Pittman, Assoc. HC/Rec./OL
Charlie Partridge, Asst. HC/DL
Taver Johnson, CB
Barry Lunney Jr., TE
Randy Shannon, LB
Michael Smith, WR
Joel Thomas, RB

2012

Jeff Long, AD
John L. Smith, HC
Paul Haynes*, DC/Secondary
Paul Petrino, OC/QB
Steve Caldwell, DE/STC
Taver Johnson, Asst. HC/LB
Bobby Allen, Secondary
Kris Cinkovich, WR
Tim Horton, RB/Rec.
Chris Klenakis, OL
Kevin Peoples, DT

2011

Jeff Long, AD
Bobby Petrino, HC
Garrick McGee, OC/QB
Willy Robinson, DC/Secondary
John L. Smith, OLB/STC
Bobby Allen, DT
Steve Caldwell, DE
Kris Cinkovich, WR
Tim Horton, RB/Rec.
Reggie Johnson, ILB
Chris Klenakis, OL

2010

Jeff Long, AD
Bobby Petrino, HC

Garrick McGee, OC/QB
Willy Robinson, DC/Secondary
John L. Smith, STC/OLB
Bobby Allen, DT
Steve Caldwell, DE
Kris Cinkovich, WR
Tim Horton, RB/Rec.
Reggie Johnson, ILB
Chris Klenakis, OL

2009

Jeff Long, AD
Bobby Petrino, HC
Mike Summers, Asst. HC/OL
Paul Petrino, OC/WR
Willy Robinson, DC/S
John L. Smith, STC/OLB
Bobby Allen, DT
Kirk Botkin, DE
Tim Horton, RB/Rec.
Reggie Johnson, ILB
Garrick McGee, QB

2008

Jeff Long, AD
Bobby Petrino, HC
Mike Summers, Asst. HC/OL
Paul Petrino, OC/WR
Willy Robinson, DC/S
Bobby Allen, DT
Kirk Botkin, DE/ST
Tim Horton, RB/TE/Rec.
Reggie Johnson, LB
Garrick McGee, QB
Lorenzo Ward, Secondary

2007

Frank Broyles, AD
Houston Nutt, HC
Reggie Herring, DC/LB
David Lee, OC/QB
Mike Markuson, OL/Run Game Coord.
Alex Wood, WR/Pass Game Coord.
Bobby Allen, CB
Tim Horton, RB
Tracy Rocker, DL
James Shibest, TE/Specialists
Chris Vaughn, S

2006

Frank Broyles, AD
Houston Nutt, HC
Reggie Herring, DC/LB
Gus Malzahn, OC/WR
Mike Markuson, OL/Run Game Coord.
Alex Wood, QB/Pass Game Coord.
Bobby Allen, CB
Louis Campbell, Secondary
Danny Nutt, RB
Tracy Rocker, DL
James Shibest, TE/Specialists

2005

Frank Broyles, AD
Houston Nutt, HC
Reggie Herring, DC/LB
Mike Markuson, OL/Run Game Coord.
Roy Wittke, QB/Pass Game Coord.
Bobby Allen, CB
Clifton Ealy, TE
Danny Nutt, RB
Tracy Rocker, DL
James Shibest, WR/Specialists
Chris Vaughn, S/Rec.

2004

Frank Broyles, AD
Houston Nutt, HC
Dave Wommack, DC/ILB
Mike Markuson, OL/Run Game Coord.
Roy Wittke, QB/Pass Game Coord.
Bobby Allen, Secondary
Clifton Ealy, TE
Danny Nutt, RB
Tracy Rocker, DL
James Shibest, WR/Specialists
Chris Vaughn, OLB/Rec.

2003

Frank Broyles, AD
Houston Nutt, HC
Dave Wommack, DC/ILB
Mike Markuson, OL/Run Game Coord.
Roy Wittke, QB/Pass Game Coord.

Bobby Allen, CB/FS
Clifton Ealy, TE
Danny Nutt, RB
Tracy Rocker, DL
James Shibest, WR/Specialists
Chris Vaughn, OLB/SS/Rec.

2002

Frank Broyles, AD
Houston Nutt, HC
Dave Wommack, DC/CB/FS
Bobby Allen, ILB/MLB
David Lee, QB
Mike Markuson, OL
Danny Nutt, RB
George Pugh, TE/Rec.
Kacy Rodgers, DL
James Shibest, WR/Specialists
Chris Vaughn, OLB/SS

2001

Frank Broyles, AD
Houston Nutt, HC
John Thompson, DC/ILB
Bobby Allen, DL
David Lee, QB
Mike Markuson, OL
Danny Nutt, RB
George Pugh, Rec./WR
James Shibest, TE/Specialists
Chris Vaughn, OLB
Dave Wommack, Secondary

2000

Frank Broyles, AD
Houston Nutt, HC
Fitz Hill, Asst. HC/Rec. Coord./WR
Bobby Allen, Co-DC/LB
John Thompson, Co-DC/Secondary
Joe Ferguson, QB
Bill Johnson, DL
Mike Markuson, OL
Danny Nutt, RB
James Shibest, TE/Special Teams
Chris Vaughn, Bandits/Rovers

1999

Frank Broyles, AD
Houston Nutt, HC
Bobby Allen, Co-DC/ILB
Keith Burns, Co-DC/Secondary
Clifton Ealy, Bandits/Rovers
Joe Ferguson, QB
Fitz Hill, WR
Mark Hutson, TE/Special Teams
Bill Keopple, DL
Mike Markuson, OL
Danny Nutt, RB

1998

Frank Broyles, AD
Houston Nutt, HC
Bobby Allen, Co-DC/ILB
Keith Burns, Co-DC/Secondary
Clifton Ealy, Bandits/Rovers
Joe Ferguson, QB
Fitz Hill, WR
Mark Hutson, TE/Special Teams
Bill Keopple, DL
Mike Markuson, OL
Danny Nutt, RB

1997

Frank Broyles, AD
Danny Ford, HC
Miles Aldridge, DC/LB
Kay Stephenson, OC/RB
Louis Campbell, Asst. HC/DB
Mike Bender, OG/C
Joe Ferguson, QB
Fitz Hill, WR
Charley North, OT/TE
Jim Washburn, DL
Dennis Winston, OLB

1996

Frank Broyles, AD
Danny Ford, HC
Miles Aldridge, DC/LB
Mike Bender, OL
Louis Campbell, Asst. HC/DB
Rockey Felker, QB
Fitz Hill, WR
David Mitchell, RB

Charley North, OT/TE
Joe Pate, LB
Jim Washburn, DL

1995

Frank Broyles, AD
Danny Ford, HC
Mike Bender, OL
Louis Campbell, DB
Joe Lee Dunn, DC
Rockey Felker, QB
Fitz Hill, WR
David Mitchell, RB
Charley North, OT/TE
Joe Pate, LB
Jim Washburn, DL

1994

Frank Broyles, AD
Danny Ford, HC
Louis Campbell, DB
Rockey Felker, QB
Fitz Hill, WR
Buddy King, OT/TE
Joe Kines, Asst. HC/DC
David Mitchell, RB
Joe Pate, LB
Larry Van Der Heyden, OG/C
Jim Washburn, DL

1993

Frank Broyles, AD
Danny Ford, HC
Louis Campbell, DB
Greg Davis, QB
Rockey Felker, RB
Fitz Hill, WR
Buddy King, OT/TE
Joe Kines, Asst. HC/DC
Joe Pate, DL
Scott Smith, LB
Larry Van Der Heyden, OG/C

1992

Frank Broyles, AD
Jack Crowe, HC*
Joe Kines, DC/ILB/HC#
Louis Campbell, DB
Scott Conley, TE
Greg Davis, OC/QB
J.B. Grimes, OL
Fitz Hill, DB/LB
Houston Nutt, WR
Joe Pate, Asst. HC/DL
Ken Rucker, RB

1991

Frank Broyles, AD
Jack Crowe, HC
Louis Campbell, DB
Scott Conley, TE
J.B. Grimes, OL
Bill Johnson, DL
Joe Kines, DC/ILB
Houston Nutt, WR
Joe Pate, Asst. HC/OLB
Ken Rucker, RB
Charlie Weatherbie, QB

1990

Frank Broyles, AD
Jack Crowe, HC
Louis Campbell, DB
Scott Conley, OLB
J.B. Grimes, OL
Bill Johnson, DL
Houston Nutt, WR
Joe Pate, DC/LB
Jerry Pullen, TE
Ken Rucker, RB
Charlie Weatherbie, QB

1989

Frank Broyles, AD
Ken Hatfield, HC
Wally Ake, ILB
Larry Beckman, OG/C
Larry Brinson, RB/DB
Dick Bumpas, DL
Jack Crowe, OC/QB
J.B. Grimes, OT/TE
Roger Hinshaw, OL
Bob Trott, DB
Richard Wilson, WR

1988

Frank Broyles, AD
Ken Hatfield, HC
Wally Ake, DL
Larry Beckman, OL
Larry Brinson, RB
Fred Goldsmith, DC/ILB
Jim Goodman, WR
Roger Hinshaw, OLB
David Lee, QB/DB
Bob Trott, DB
Ken Turner, TE/K

1987

Frank Broyles, AD
Ken Hatfield, HC
Wally Ake, DL
Larry Beckman, OL
Larry Brinson, RB
Fred Goldsmith, DC/ILB
Jim Goodman, WR
Roger Hinshaw, OLB
David Lee, QB/DB
Bob Trott, DB
Ken Turner, TE/K

1986

Frank Broyles, AD
Ken Hatfield, HC
Wally Ake, DL
Larry Beckman, OL
Larry Brinson, RB
Fred Goldsmith, DC/ILB
Jim Goodman, WR
Roger Hinshaw, OLB
David Lee, QB/DB
Bob Trott, DB
Ken Turner, TE/K

1985

Frank Broyles, AD
Ken Hatfield, HC
Wally Ake, DL
Larry Beckman, OL
Jesse Branch, WR
Larry Brinson, RB
Fred Goldsmith, DC/ILB
Roger Hinshaw, OLB
David Lee, QB/DB
Bob Trott, DB
Ken Turner, TE/K

1984

Frank Broyles, AD
Ken Hatfield, HC
Wally Ake, DL
Larry Beckman, OL
Jesse Branch, WR
Larry Brinson, RB
Fred Goldsmith, DC/ILB
Roger Hinshaw, OLB
David Lee, QB/DB
Bob Trott, DB
Ken Turner, TE/K

1983

Frank Broyles, AD
Lou Holtz, HC
Jesse Branch, OB
Pete Cordelli, WR
Harvey Hampton, DE
Rich Olson, DB
Bob Shaw, LB
Jim Strong, OT/TE
Mike Tolleson, DL
Don Lindsey, Asst. HC/DC
Ken Turner, OG/C/K

1982

Frank Broyles, AD
Lou Holtz, HC
Larry Beightol, OC/OL
Jesse Branch, WR
Sam Goodwin, OB
Don Lindsey, Asst. HC/DC
John Mitchell, DE
Rich Olson, DB
Ken Turner, TE/K
Bob Shaw, LB

1981

Frank Broyles, AD
Lou Holtz, HC
Larry Beightol, OC/OL
Jesse Branch, WR
Sam Goodwin, OB
Don Lindsey, DC/LB
John Mitchell, DE
Rich Olson, DB
Ken Turner, TE/OL/K
Fred von Appen, DL

1980

Frank Broyles, AD
Lou Holtz, HC
Larry Beightol, Asst. HC/OL
Jesse Branch, DB
Don Breaux, OB
Bob Cope, DC
Harold Horton, DL
John Konstantinos, WR
John Mitchell, DE
Ken Turner, TE/K

1979

Frank Broyles, AD
Lou Holtz, HC
Jesse Branch, WR
Don Breaux, OB
Bob Cope, DB
Harold Horton, DL
Monte Kiffin, DC/Asst. HC
John Konstantinos, TE
John Mitchell, DE
Ken Turner, OL/K

1978

Frank Broyles, AD
Lou Holtz, HC
Larry Beightol, OC
Jesse Branch, WR
Don Breaux, OB
Bob Cope, DB
Harold Horton, DL
Monte Kiffin, DC
John Mitchell, DE
Ken Turner, OL/K

1977

Frank Broyles, AD
Lou Holtz, HC
Larry Beightol, OC
Jesse Branch, WR
Don Breaux, OB
Bob Cope, DB
Harold Horton, DL
Monte Kiffin, DC
John Mitchell, DE
Ken Turner, TE/K

1976

Frank Broyles, AD/HC
Don Boyce, OL
Jesse Branch, OB
Frank Falks, DE
Bob Gatling, WR
Harold Horton, LB
Jim Johnson, DL
Bill Lewis, DB
Ken Turner, OL/K

1975

Frank Broyles, AD/HC
Don Boyce, OL
Jesse Branch, WR
Frank Falks, DE
Harold Horton, LB
Pat Jones, DL
Bill Lewis, DB
Bo Rein, OC
Ken Turner, TE

1974

Frank Broyles, AD/HC
Frank Falks, DE
Harold Horton, LB
Jim Johnson, DL
Mervin Johnson, OL
Bill Lewis, DB
Gordon Norwood, QB
Ken Turner, OL
Richard Williamson, OB



1973

Frank Broyles, AD/HC
 Frank Falks, DE
 Harold Horton, LB
 Jim Johnson, DL
 Mervin Johnson, OL
 Bill Lewis, DB
 Don Trull, QB/WR
 Ken Turner, OL
 Richard Williamson, OB

1972

George Cole, AD
 Frank Broyles, HC
 Buddy Bennett, DB
 Raymond Berry, WR
 Lon Farrell, DE
 Joe Gibbs, OL
 Harold Horton, LB
 Mervin Johnson, DL
 Ken Turner, B Team
 Richard Williamson, OB

1971

George Cole, AD
 Frank Broyles, HC
 Mervin Johnson, DL
 Lon Farrell, DE
 Harold Horton, LB
 Buddy Bennett, DB
 Don Breaux, OB
 Raymond Berry, WR
 Joe Gibbs, OL

1970

George Cole, AD
 Frank Broyles, HC
 Raymond Berry, WR
 Don Breaux, OB
 Charley Coffey, DL
 Harold Horton, LB
 Marvin Johnson, OL
 Bill Kinard, DB

1969

John Barnhill, AD
 Frank Broyles, HC
 Don Breaux, OB
 Charley Coffey, DL
 Harold Horton, LB
 Hootie Ingram, DB
 Mervin Johnson, OL
 Richard Williamson, WR
 Bob Ford, Asst.

1968

John Barnhill, AD
 Frank Broyles, HC
 Don Breaux, OB
 Charley Coffey, DL
 Hootie Ingram, DB
 Mervin Johnson, OL
 Harold Horton, LB
 Richard Williamson, WR
 Bob Ford, Asst.

1967

John Barnhill, AD
 Frank Broyles, HC
 Charley Coffey, DL
 Hootie Ingram, DB
 Mervin Johnson, OL
 Johnny Majors, OB
 Wilson Matthews, LB
 Gordon Smith, OE
 Bob Ford, Asst.

1966

John Barnhill, AD
 Frank Broyles, HC
 Charley Coffey, DL
 Mervin Johnson, OL
 Johnny Majors, DB
 Wilson Matthews, LB
 Bill Pace, OB
 Gordon Smith, OE

1965

John Barnhill, AD
 Frank Broyles, HC
 Jim Mackenzie, Asst. HC/DC
 Mervin Johnson, OL
 Johnny Majors, DB
 Wilson Matthews, LB
 Bill Pace, OB
 Barry Switzer, OE

1964

John Barnhill, AD
 Frank Broyles, HC
 Jim Mackenzie, Asst. HC/DC
 Mervin Johnson, OL
 Johnny Majors, DB
 Wilson Matthews, LB
 Bill Pace, OB
 Barry Switzer, OE

1963

John Barnhill, AD
 Frank Broyles, HC
 Doug Dickey, OB
 Jim Mackenzie, DL
 Wilson Matthews, LB/DE
 Steed White, OE/OL
 Bill Pace, DB
 Mervin Johnson, OL

1962

John Barnhill, AD
 Frank Broyles, HC
 Doug Dickey, OB
 Mervin Johnson, OL
 Bill Pace, DB
 Jim Mackenzie, DL
 Wilson Matthews, LB/DE
 Steed White, OE/OL

1961

John Barnhill, AD
 Frank Broyles, HC
 Doug Dickey, DB
 Hayden Fry, OB
 Jim Mackenzie, OL
 Wilson Matthews, LB
 Dixie White, OL
 Steed White, OE/OL

1960

John Barnhill, AD
 Frank Broyles, HC
 Doug Dickey, DB
 Merrill Green, OB
 Jim Mackenzie, DL
 Wilson Matthews, LB/DE
 Dixie White, OL
 Steed White, OE

1959

John Barnhill, AD
 Frank Broyles, HC
 Doug Dickey, DB
 Merrill Green, OB
 Jim Mackenzie, DL
 Wilson Matthews, LB/DE
 Dixie White, OL
 Steed White, OE

1958

John Barnhill, AD
 Frank Broyles, HC
 Doug Dickey, DB
 Merrill Green, OB
 Jim Mackenzie, DL
 Wilson Matthews, LB/DE
 Dixie White, OL
 Steed White, OE

1957

John Barnhill, AD
 Jack Mitchell, HC
 George Barnhardt
 Ab Bidwell
 George Cole
 Gene Corrotto
 Bill Pace
 Dixie White
 Steed White

1956

John Barnhill, AD
 Jack Mitchell, HC
 George Barnhardt
 Ab Bidwell
 Bert Clark
 George Cole
 Gene Corrotto
 Bobby Proctor
 Tracy Scott
 Dixie White

1955

John Barnhill, AD
 Jack Mitchell, HC
 George Barnhardt
 Ab Bidwell
 George Cole
 Bobby Proctor
 Tracy Scott
 Dixie White

1954

John Barnhill, AD
 Bowden Wyatt, HC
 John Bailey
 George Cafego
 George Cole
 Dick Hitt
 LeRoy Pearce
 Tracy Scott

1953

John Barnhill, AD
 Bowden Wyatt, HC
 John Bailey
 George Cafego
 George Cole
 Dick Hitt
 LeRoy Pearce
 Tracy Scott

1952

John Barnhill, AD
 Otis Douglas, HC
 George Cole
 Bill Ferrell
 Charles Gray
 Charles Hanks
 Dick Humbert
 Clyde Van Sickle

1951

John Barnhill, AD
 Otis Douglas, HC

1950

John Barnhill, AD
 Otis Douglas, HC

1949

John Barnhill, AD/HC
 Bill Barnes
 H.B. Brackett
 George Cole
 Charles Gray
 Hobart Hooser
 Charles McGibbony
 Clyde Van Sickle

1948

John Barnhill, AD/HC

1947

John Barnhill, AD/HC

1946

John Barnhill, AD/HC

WAR-TIME AD

George Cole

* 1 game
 # named head coach after
 1st game

ALL-TIME COACHING

STAFF ROSTER

Wally Ake, 1984-89
 Miles Aldridge, 1996-97
 Bobby Allen, 1998-2012
Kurt Anderson, 2016-
 Chris Ash, 2013
 John Bailey, 1953-54
 Bill Barnes, 1949
 George Barnhardt, 1955-57
 John Barnhill, 1946-49 (HC);
 1946-69 (AD)
 Larry Beckman, 1984-89
 Larry Beightol, 1980-82
 Mike Bender, 1995-97
 Buddy Bennett, 1971-72
 Raymond Berry, 1970-72
 Ab Bidwell, 1955-57
Bret Bielema, 2013- (HC)
 Kirk Botkin, 2008-09
 Don Boyce, 1975-76
 H.B. Brackett, 1949
 Jesse Branch, 1975-85
 Don Breaux, 1968-71, 1977-80
 Larry Brinson, 1984-89
 Frank Broyles, 1958-76 (HC);
 1973-2007 (AD)
 Dick Bumpas, 1989
 Keith Burns, 1998-99
 George Cafego, 1953-54
 Steve Caldwell, 2010-12
 Louis Campbell, 1990-97, 2006
 Jim Chaney, 2013-14
 Kris Cinkovich, 2010-12
 Charley Coffey, 1966-70
 George Cole, 1949, 1952-57;
 1970-72 (AD)
 Scott Conley, 1990-92
 Bob Cope, 1977-80
 Pete Cordelli, 1983
 Gene Corrotto, 1956-57
 Jack Crowe, 1989-92, 1990-92
 (HC)
 Greg Davis, 1992-93
 Doug Dickey, 1958-63
 Otis Douglas, 1950-52 (HC)
 Joe Lee Dunn, 1995
 Clifton Ealy, 1998-99, 2003-05
Dan Enos, 2015-
 Frank Falks, 1973-76
 Lon Farrell, 1971-72
 Rocky Felker, 1993-96
 Joe Ferguson, 1997-2000
 Bill Ferrell, 1952
 Danny Ford, 1993-97 (HC)
 Hayden Fry, 1961
 Bob Gatling, 1976
 Joe Gibbs, 1971-72
 Fred Goldsmith, 1984-88
 Jim Goodman, 1986-88
 Sam Goodwin, 1981-82
 Charles Gray, 1949, 1952

Merrill Green, 1958-60
 J.B. Grimes, 1989-92
 Harvey Hampton, 1983
 Charles Hanks, 1952
Vernon Hargreaves, 2015-
 Ken Hatfield, 1984-89 (HC)
 Paul Haynes, 2011*-12
 Reggie Herring, 2005-07
 Fitz Hill, 1992-2000
 Roger Hinshaw, 1984-89
 Dick Hitt, 1953-54
 Lou Holtz, 1977-83 (HC)
 Harold Horton, 1968-80
 Tim Horton, 2007-12
 Hobart Hooser, 1949
 Dick Humbert, 1952
 Mark Hutson, 1998-99
 Hootie Ingram, 1967-69
 Clay Jennings, 2014-15
 Bill Johnson, 1990-91, 2000
 Jimmy Johnson, 1973-76
 Mervin Johnson, 1962-74
 Reggie Johnson, 2008-11
 Taver Johnson, 2012-13
 Pat Jones, 1975
 Bill Keopple, 1998-99
 Monte Kiffin, 1977-79
 Bill Kinard, 1970
 Joe Kines, 1991-94
 Buddy King, 1993-94
 Chris Klenakis, 2010-12
 John Konstantinos, 1979-80
 David Lee, 1984-88, 2001-02, 07
 Bill Lewis, 1973-76
 Don Lindsey, 1981-83
Barry Lunney, Jr., 2013-
 Jim Mackenzie, 1958-65
 Johnny Majors, 1964-67
 Gus Malzahn, 2006
 Mike Markuson, 1998-2007
 Wilson Matthews, 1958-67
 Garrick McGee, 2008-11
 Charles McGibbony, 1949
 David Mitchell, 1994-96
 Jack Mitchell, 1955-57 (HC)
 John Mitchell, 1977-82
Reggie Mitchell, 2016-
 Charley North, 1995-97
 Gordon Norwood, 1974
 Danny Nutt, 1998-07
 Houston Nutt, 1990-92; 1998-
 2007 (HC)
 Rich Olson, 1981-83
 Bill Pace, 1962-66
 Charlie Partridge, 2013
 Joe Pate, 1990-96
 Kevin Peoples, 2011*-12
 Bobby Petrino, 2008-11 (HC)
 Paul Petrino, 2008-09; 2011*-12
 LeRoy Pearce, 1953-54
 Sam Pittman, 2013-15
 Bobby Proctor, 1955-56
 George Pugh, 2001-02
 Jerry Pullen, 1990
 Bo Rein, 1975
Paul Rhoads, 2016-
 Willy Robinson, 2008-11
 Tracy Rocker, 2003-07
 Kacy Rodgers, 2002
 Ken Rucker, 1990-92
 Tracy Scott, 1953-56
John Scott Jr., 2017-
 Rory Segrest, 2014-16
 Randy Shannon, 2013-14
 Bob Shaw, 1982-83
 James Shibest, 2000-07
 Jemal Singleton, 2015
 Gordon Smith, 1966-67
 John L. Smith, 2008-11; 12 (HC)
Michael Smith, 2013-
 Robb Smith, 2014-16
 Scott Smith, 1993
 Kay Stephenson, 1997
 Jim Strong, 1983
 Mike Summers, 2008-09
 Barry Switzer, 1964-65
 Joel Thomas, 2013-14
 John Thompson, 2000-01
 Mike Tolleson, 1983
 Bob Trull, 1984-89
 Don Trull, 1973
 Ken Turner, 1972-88
 Fred von Appen, 1981
 Larry Van Der Heyden,
 1993-94
 Clyde Van Sickle, 1949, 1952
 Chris Vaughn, 2000-05, 2007
Chad Walker, 2017-
 Jim Washburn, 1994-97
 Lorenzo Ward, 2008
 Charlie Weatherbie, 1990-91
 Dixie White, 1955-61
 Steed White, 1957-63
 Richard Williamson, 1972-74
 Richard Wilson, 1989
 Dennis Winston, 1997
 Roy Wittke, 2003-05
 Dave Wommack, 2001-04
 Alex Wood, 2006-07
 Bowden Wyatt, 1953-54 (HC)
 *Joined Staff prior to Cotton
 Bowl at end of 2011 season



ALL-TIME OVERALL RECORDS

YEAR	ALL GAMES				CONFERENCE GAMES				FINISH	BOWL	HEAD COACH
	W	L	T	PCT.	W	L	T	PCT.			
1894	2	1	0	.667	—	—	—	—	—	—	John C. Futrall
1895	1	0	0	1.000	—	—	—	—	—	—	John C. Futrall
1896	2	1	0	.667	—	—	—	—	—	—	John C. Futrall
1897	2	0	1	.833	—	—	—	—	—	—	B.N. Wilson
1898	2	1	0	.667	—	—	—	—	—	—	B.N. Wilson
1899	3	1	1	.700	—	—	—	—	—	—	Colbert Searles
1900	2	1	1	.625	—	—	—	—	—	—	Colbert Searles
1901	3	5	0	.375	—	—	—	—	—	—	Charles Thomas
1902	6	3	0	.667	—	—	—	—	—	—	Charles Thomas
1903	3	4	0	.429	—	—	—	—	—	—	D.A. McDaniel
1904	4	3	0	.571	—	—	—	—	—	—	A.D. Brown
1905	2	6	0	.250	—	—	—	—	—	—	A.D. Brown
1906	2	4	2	.375	—	—	—	—	—	—	F.C. Longman
1907	3	4	1	.438	—	—	—	—	—	—	F.C. Longman
1908	5	4	0	.556	—	—	—	—	—	—	Hugo Bezdek
1909	7	0	0	1.000	—	—	—	—	—	—	Hugo Bezdek
1910	7	1	0	.875	—	—	—	—	—	—	Hugo Bezdek
1911	6	2	1	.722	—	—	—	—	—	—	Hugo Bezdek
1912	4	6	0	.400	—	—	—	—	—	—	Hugo Bezdek
1913	7	2	0	.778	—	—	—	—	—	—	E.T. Pickering
1914	4	5	-	.444	—	—	—	—	—	—	E.T. Pickering
SOUTHWEST CONFERENCE PLAY BEGINS											
1915	4	2	1	.643	1	1	0	.500	T2	—	T.T. McConnell
1916	4	4	0	.500	0	2	0	.000	T5	—	T.T. McConnell
1917	5	1	1	.786	0	1	1	.250	6	—	Norman Paine
1918	3	2	0	.600	0	1	0	.000	T6	—	Norman Paine
1919	3	4	0	.429	1	2	0	.333	5	—	J.B. Craig
1920	3	2	2	.571	2	0	1	.833	2	—	G.W. McLaren
1921	5	3	1	.611	2	1	0	.667	3	—	G.W. McLaren
1922	5	4	0	.556	1	3	0	.250	6	—	Francis Schmidt
1923	6	2	1	.722	2	2	0	.500	T4	—	Francis Schmidt
1924	7	2	1	.750	1	2	1	.375	7	—	Francis Schmidt
1925	4	4	1	.500	2	2	1	.500	T4	—	Francis Schmidt
1926	5	5	0	.500	2	2	0	.500	T3	—	Francis Schmidt
1927	8	1	0	.889	3	1	0	.750	3	—	Francis Schmidt
1928	7	2	0	.788	3	1	0	.750	2	—	Francis Schmidt
1929	7	2	0	.778	3	2	0	.600	3	—	Fred Thomsen
1930	3	6	0	.333	2	2	0	.500	5	—	Fred Thomsen
1931	3	5	1	.389	0	4	0	.000	7	—	Fred Thomsen
1932	1	6	2	.222	1	4	0	.200	7	—	Fred Thomsen
1933	7	3	1	.682	4	1	0	.800	1*	Dixie	Fred Thomsen
1934	4	4	2	.500	2	3	1	.417	5	—	Fred Thomsen
1935	4	5	1	.450	2	4	0	.333	5	—	Fred Thomsen
1936	7	3	0	.700	5	1	0	.833	1	—	Fred Thomsen
1937	6	2	2	.700	3	2	1	.583	3	—	Fred Thomsen
1938	2	7	1	.250	1	5	0	.167	T6	—	Fred Thomsen
1939	4	5	1	.450	2	3	1	.417	5	—	Fred Thomsen
1940	4	6	0	.400	1	5	0	.167	6	—	Fred Thomsen
1941	3	7	0	.300	0	6	0	.000	7	—	Fred Thomsen
1942	3	7	0	.200	0	6	0	.000	7	—	George Cole
1943	2	7	0	.200	1	4	0	.200	T5	—	John Tomlin
1944	5	5	1	.500	2	2	1	.500	3	—	Glen Rose
1945	3	7	0	.300	1	5	0	.167	7	—	Glen Rose
1946	6	3	1	.650	5	1	0	.833	T1	Cotton	John Barnhill
1947	6	4	1	.590	1	4	1	.250	T5	Dixie	John Barnhill
1948	5	5	0	.500	2	4	0	.333	5	—	John Barnhill
1949	5	5	0	.500	2	4	0	.333	6	—	John Barnhill
1950	2	8	0	.200	1	5	0	.167	7	—	Otis Douglas
1951	5	5	0	.500	2	4	0	.333	6	—	Otis Douglas
1952	2	8	0	.200	1	5	0	.167	7	—	Otis Douglas
1953	3	7	0	.300	2	4	0	.333	5	—	Bowden Wyatt
1954	8	3	0	.727	5	1	0	.833	1	Cotton	Bowden Wyatt
1955	5	4	1	.550	3	2	1	.583	4	—	Jack Mitchell
1956	6	4	0	.600	3	3	0	.500	4	—	Jack Mitchell
1957	6	4	0	.600	2	4	0	.333	T5	—	Jack Mitchell
1958	4	6	0	.400	2	4	0	.333	T5	—	Frank Broyles
1959	9	2	0	.818	5	1	0	.833	T1	Gator	Frank Broyles
1960	8	3	0	.727	6	1	0	.857	1	Cotton	Frank Broyles
1961	8	3	0	.727	6	1	0	.857	T1	Sugar	Frank Broyles
1962	9	2	0	.818	6	1	0	.857	2	Sugar	Frank Broyles
1963	5	5	0	.500	3	4	0	.429	4	—	Frank Broyles
1964	11	0	0	1.000	7	0	0	1.000	1	Cotton/National Champs	Frank Broyles
1965	10	1	0	.909	7	0	0	1.000	1	Cotton	Frank Broyles
1966	8	2	0	.800	5	2	0	.714	T2	—	Frank Broyles
1967	4	5	1	.450	3	3	1	.500	5	—	Frank Broyles
1968	10	1	0	.909	6	1	0	.857	T1	Sugar	Frank Broyles
1969	9	2	0	.818	6	1	0	.857	2	Sugar	Frank Broyles
1970	9	2	0	.818	6	1	0	.857	2	—	Frank Broyles
1971	8	3	1	.708	5	1	1	.786	2	Liberty	Frank Broyles
1972	6	5	0	.546	3	4	0	.429	T4	—	Frank Broyles
1973	5	5	1	.500	3	3	1	.500	T4	—	Frank Broyles
1974	6	4	1	.591	3	3	1	.500	T4	—	Frank Broyles
1975	10	2	0	.833	6	1	0	.859	T1	Cotton	Frank Broyles

ALL-TIME OVERALL RECORDS



YEAR	ALL GAMES				CONFERENCE GAMES				FINISH	BOWL	HEAD COACH
	W	L	T	PCT.	W	L	T	PCT.			
1976	5	5	1	.500	3	4	1	.438	6	—	Frank Broyles
1977	11	1	0	.917	7	1	0	.875	2	Orange	Lou Holtz
1978	9	2	1	.792	6	2	0	.750	T2	Fiesta	Lou Holtz
1979	10	2	0	.833	7	1	0	.875	T1	Sugar	Lou Holtz
1980	7	5	0	.583	3	5	0	.375	T6	Hall of Fame	Lou Holtz
1981	8	4	0	.667	5	3	0	.625	4	Gator	Lou Holtz
1982	9	2	1	.792	5	2	1	.688	3	Bluebonnet	Lou Holtz
1983	6	5	0	.546	4	4	0	.500	5	—	Lou Holtz
1984	7	4	1	.636	5	3	0	.625	T3	Liberty	Ken Hatfield
1985	10	2	0	.833	6	2	0	.750	T2	Holiday	Ken Hatfield
1986	9	3	0	.750	6	2	0	.750	T2	Orange	Ken Hatfield
1987	9	4	0	.692	5	2	0	.714	T2	Liberty	Ken Hatfield
1988	10	2	0	.833	7	0	0	1.000	1	Cotton	Ken Hatfield
1989	10	2	0	.833	7	1	0	.875	1	Cotton	Ken Hatfield
1990	3	8	0	.273	1	7	0	.125	7	—	Jack Crowe
1991	6	6	0	.600	5	3	0	.625	T2	Independence	Jack Crowe

SOUTHEASTERN CONFERENCE PLAY BEGINS

1992	3	7	1	.318	3	4	1	.438	4 West	—	Jack Crowe/Joe Kines
1993	6	4	1	.591	4	3	1	.438	T2 West	—	Danny Ford
1994	4	7	0	.364	2	6	0	.250	T4 West	—	Danny Ford
1995	8	5	0	.615	6	2	0	.750	1 West	CarQuest	Danny Ford
1996	4	7	0	.363	2	6	0	.250	5 West	—	Danny Ford
1997	4	7	0	.363	2	6	0	.250	5 West	—	Danny Ford
1998	9	3	0	.750	6	2	0	.750	T1 West	Citrus	Houston Nutt
1999	8	4	0	.667	4	4	0	.500	T3 West	Cotton	Houston Nutt
2000	6	6	0	.500	3	5	0	.375	T5 West	Las Vegas	Houston Nutt
2001	7	5	0	.583	4	4	0	.500	T3 West	Cotton	Houston Nutt
2002	9	5	0	.643	5	3	0	.625	T1 West	Music City	Houston Nutt
2003	9	4	0	.692	4	4	0	.500	4 West	Independence	Houston Nutt
2004	5	6	0	.455	3	5	0	.375	T3 West	—	Houston Nutt
2005	4	7	0	.364	2	6	0	.250	4 West	—	Houston Nutt
2006	10	4	0	.714	7	1	0	.875	1 West	Capital One	Houston Nutt
2007	8	5	0	.615	4	4	0	.500	T3 West	Cotton	Houston Nutt/Reggie Herring
2008	5	7	0	.416	2	6	0	.250	T4 West	—	Bobby Petrino
2009	8	5	0	.615	3	5	0	.375	T4 West	Liberty	Bobby Petrino
2010	10	3	0	.769	6	2	0	.750	T2 West	Sugar	Bobby Petrino
2011	11	2	0	.846	6	2	0	.750	3 West	Cotton	Bobby Petrino
2012	4	8	0	.333	2	6	0	.250	6 West	—	John L. Smith
2013	3	9	0	.250	0	8	0	.000	7 West	—	Bret Bielema
2014	7	6	0	.538	2	6	0	.250	7 West	Texas	Bret Bielema
2015	8	5	0	.615	5	3	0	.625	T3 West	Liberty	Bret Bielema
2016	7	6	0	.538	3	5	0	.375	T5 West	Belk	Bret Bielema

ARKANSAS ALL-TIME COACHING RECORDS

COACH	TENURE (SEASONS)	CONFERENCE W-L-T (PCT.)	OVERALL W-L-T (PCT.)	BOWLS
John C. Futrall	1894-96 (3)	-	5-2-0 (.714)	-
B.N. Wilson	1897-98 (2)	-	4-1-1 (.750)	-
Colbert Searles	1899-1900 (2)	-	5-2-2 (.667)	-
Charles Thomas	1901-02 (2)	-	9-8-0 (.529)	-
D.A. McDaniel	1903 (1)	-	3-4-0 (.429)	-
A.D. Brown	1904-05 (2)	-	6-9-0 (.400)	-
F.C. Longman	1906-07 (2)	-	5-8-3 (.406)	-
Hugo Bezdek	1908-12 (5)	-	v 29-13-1 (.686)	-
E.T. Pickering	1913-14 (2)	-	11-7-0 (.611)	-
T.T. McConnell	1915-16 (2)	1-3-0 (.250)	8-6-1 (.567)	-
Norman Paine	1917-18 (2)	0-2-1 (.167)	8-3-1 (.708)	-
J.B. Craig	1919 (1)	1-2-0 (.333)	3-4-0 (.429)	-
G.W. McLaren	1920-21 (2)	4-1-1 (.750)	8-5-3 (.594)	-
Francis Schmidt	1922-28 (7)	14-13-2 (.517)	42-20-3 (.669)	-
Fred Thomsen	1929-41 (13)	26-42-3 (.387)	56-61-10 (.480)	1
George Cole	1942 (1)	0-6-0 (.000)	3-7-0 (.300)	-
John Tomlin	1943 (1)	1-4-0 (.200)	2-7-0 (.222)	-
Glen Rose	1944-45 (2)	3-7-1 (.318)	8-12-1 (.405)	-
John Barnhill	1946-49 (4)	10-13-1 (.438)	22-17-3 (.560)	2
Otis Douglas	1950-52 (3)	4-14-0 (.222)	9-21-0 (.300)	-
Bowden Wyatt	1953-54 (2)	7-5-0 (.583)	11-10-0 (.524)	1
Jack Mitchell	1955-57 (3)	8-9-1 (.472)	17-12-1 (.583)	-
Frank Broyles	1958-76 (19)	91-36-5 (.708)	144-58-5 (.708)	10
Lou Holtz	1977-83 (7)	37-18-1 (.670)	60-21-2 (.735)	6
Ken Hatfield	1984-89 (6)	36-10-0 (.783)	55-17-1 (.760)	6
Jack Crowe^	1990-91 (2+)	6-10-0 (.375)	9-15-0 (.375)	1
Joe Kines#	1992 (1)	3-4-1 (.438)	3-6-1 (.350)	-
Danny Ford	1993-97 (5)	16-23-1 (.413)	26-30-1 (.465)	1
Houston Nutt	1998-2007 (10)	42-38-0 (.525)	75-48-0 (.610)	8
Reggie Herring*	2007	-	0-1-0 (.000)	-
Bobby Petrino	2008-11 (4)	17-15-0 (.531)	34-17-0 (.667)	3
John L. Smith	2012 (1)	2-6-0 (.250)	4-8-0 (.333)	-
Bret Bielema	2013-Present (4)	10-22-0 (.313)	25-26 (.490)	3
TOTALS	1894-2016 (123)	339-303-18 (.527)	709-486-40 (.590)	42

^ Including first game of 1992 season; # Interim head coach after first game of the season;

* Reggie Herring served as interim head coach during the 2008 Cotton Bowl

ARKANSAS COACHING SUPERLATIVES

SEASONS	COACH	PERIOD
19	Frank Broyles	1958-76
13	Fred Thomsen	1929-41
10	Houston Nutt	1998-2007
7	Francis Schmidt	1922-28
7	Lou Holtz	1977-83
6	Ken Hatfield	1984-89
5	Hugo Bezdek	1908-12
5	Danny Ford	1993-97

WINS

144	Frank Broyles	144-58-5 [.708]
75	Houston Nutt	75-48-0 [.610]
60	Lou Holtz	60-21-2 [.735]
56	Fred Thomsen	56-61-10 [.480]
55	Ken Hatfield	55-17-1 [.760]
42	Francis Schmidt	42-20-3 [.669]

WINNING PERCENTAGE (MIN. 4 SEASONS)

.760	Ken Hatfield	55-17-1, 6 seasons
.735	Lou Holtz	60-21-2, 7 seasons
.708	Frank Broyles	144-58-5, 19 seasons
.686	Hugo Bezdek	29-13-1, 5 seasons
.669	Francis Schmidt	42-20-3, 7 seasons
.667	Bobby Petrino	34-17-0, 4 seasons

BOWLS

10	Frank Broyles	19 seasons
8	Houston Nutt	10 seasons
6	Lou Holtz	7 seasons
6	Ken Hatfield	6 seasons
3	Bret Bielema	4 seasons
3	Bobby Petrino	4 seasons
2	John Barnhill	4 seasons



SEASON-BY-SEASON RESULTS

NOTES: Home games in ALL CAPS. Rankings at time of game, beginning in 1936, are from The Associated Press. College Football Playoff Rankings during the second half of the regular season for the 2014, 2015 and 2016 seasons.



JOHN C. FUTRALL

3 seasons | 1894-96 | 5-2

John C. Futrall served as both manager and head coach of the Arkansas football program during its first three years of existence. For the next 16 years, Futrall served as the team's manager, chairman of the school's athletic committee, or both.

1894 - (2-1)

Captain: Wright Lindsey

DATE	OPPONENT	UA/OPP RK	TV	W	L	T	UA	OPP
Oct. 13	FORT SMITH (ARK.) HS			W			42	0
Oct. 27	FORT SMITH (ARK.) HS			W			38	0
Nov. 22	at Texas			L			0	54

1895 - (1-0)

Captain: Herbert Fishback

DATE	OPPONENT	UA/OPP RK	TV	W	L	T	UA	OPP
Oct. 12	FORT SMITH (ARK.) HS			W			30	0

1896 - (2-1)

Captain: Herbert Fishback

DATE	OPPONENT	UA/OPP RK	TV	W	L	T	UA	OPP
Oct. 3	FORT SMITH (ARK.) HS			W			10	0
Oct. 10	at Fort Smith (Ark.) HS			W			6	2
Oct. 24	at Drury			L			0	34



B.N. WILSON

2 seasons | 1897-98 | 4-1

The second head coach in the history of Arkansas football, B.N. Wilson guided his teams to two wins in three games in each of his two seasons at the helm.

1897 - (2-0-1)

Captain: Herbert Fishback

DATE	OPPONENT	UA/OPP RK	TV	W	L	T	UA	OPP
Nov. 6	FORT SMITH (ARK.) HS			W			12	0
Nov. 20	at Drury			T			6	6
Nov. 25	at Ouachita Baptist			W			24	0

1898 - (2-1)

Captain: Edward Martin

DATE	OPPONENT	UA/OPP RK	TV	W	L	T	UA	OPP
Oct. 22	DRURY			W			17	0
Nov. 5	at Drury			W			12	6
Nov. 19	at Fort Scott (Kan.) HS			L			8	36



COLBERT SEARLES

2 seasons | 1899-1900 | 5-2-2

Colbert Searles directed the Arkansas football program to a 5-2-2 record over a two-year span that included just six different opponents.

1899 - (3-1-1)

Captain: Chester Sloan

DATE	OPPONENT	UA/OPP RK	TV	W	L	T	UA	OPP
Oct. 14	DRURY			W			10	0
Oct. 28	TULSA			W			11	0
Nov. 3	at Tulsa					T	0	0
Nov. 4	at Oklahoma#				L		5	11
Nov. 18	JOPLIN (MO.) HS			W			11	10

1900 - (2-1-1)

Captain: Ashton Vincenheller

DATE	OPPONENT	UA/OPP RK	TV	W	L	T	UA	OPP
Oct. 27	WEBB CITY (MO.) HS			W			15	0
Nov. 3	at Joplin (Mo.) HS					T	6	6
Nov. 10	PIERCE CITY (MO.)			W			10	0
Nov. 24	at Drury			L			5	17



CHARLES THOMAS

2 seasons | 1901-02 | 9-8

Though the schedules still included several high school foes, Charles Thomas' two seasons at the helm of the UA football program were marked by the beginning of the LSU series in 1901 and a 6-3 record in 1902 — his second and final season.

1901 - (3-5)

Captain: Fred Brown

DATE	OPPONENT	UA/OPP RK	TV	W	L	T	UA	OPP
Oct. 12	PIERCE CITY (MO.)				L		0	5
Oct. 19	DRURY			W			22	0
Oct. 26	FORT SCOTT (KAN.) HS				L		6	17
Nov. 2	at Little Rock (Ark.) HS				L		0	5
Nov. 9	TULSA			W			48	0
Nov. 16	KANSAS CITY MEDICS			L			6	10
Nov. 22	at LSU			L			0	15
Nov. 23	at Louisiana Tech			W			16	0

1902 - (6-3)

Captain: Lemuel Bryan

DATE	OPPONENT	UA/OPP RK	TV	W	L	T	UA	OPP
Oct. 4	at Neosho (Mo.) HS			W			6	0
Oct. 11	at Kingfisher (Okla.)			W			15	6
Oct. 13	at Oklahoma				L		0	28
Oct. 22	at Tulsa			W			33	0
Nov. 1	TAHLEQUAH SEMINARY			W			50	0
Nov. 8	at State College of Mo.				L		5	15
Nov. 10	at Pierce City (Mo.)				L		2	24
Nov. 17	FORT SCOTT (KAN.) HS			W			16	0
Nov. 27	MISSOURI-ROLLA			W			11	0



D.A. McDANIEL

1 season | 1903 | 3-4

While Arkansas managed just three wins in its only season under D.A. McDaniel, one of those victories was its first over Oklahoma — a 12-0 win over the Sooners in Fayetteville in the season finale.

1903 - (3-4)

Captain: Henry Ragland

DATE	OPPONENT	UA/OPP RK	TV	W	L	T	UA	OPP
Oct. 10	ST. COLLEGE OF MO.				L		5	10
Oct. 16	at Missouri-Rolla				L		6	17
Oct. 17	at Drury			W			10	6
Oct. 30	at Texas				L		0	15
Oct. 31	at Texas A&M				L		0	6
Nov. 7	FORT SMITH (ARK.) HS			W			17	9
Nov. 21	OKLAHOMA			W			12	0



A.D. BROWN

2 seasons | 1904-05 | 6-9

After a 4-3 record in its initial campaign under A.D. Brown, Arkansas managed just two wins in the second and final season of his tenure.

1904 - (4-3)

Captain: Jess Moore

DATE	OPPONENT	UA/OPP RK	TV	W	L	T	UA	OPP
Oct. 15	DRURY					L	0	12
Oct. 22	FORT SCOTT (KAN.) HS			W			22	0
Nov. 4	at Dallas Medics				L		0	5
Nov. 5	at Baylor				L		6	17
Nov. 12	WICHITA STATE			W			12	6
Nov. 19	at Fort Smith (Ark.) HS			W			11	5
Nov. 26	MISSOURI-ROLLA			W			11	10

1905 - (2-6)

Captain: William Jett

DATE	OPPONENT	UA/OPP RK	TV	W	L	T	UA	OPP
Oct. 7	KANSAS				L		0	6
Oct. 14	at Washington (Mo.)				L		0	6
Oct. 16	at Drury				L		0	12
Oct. 26	CHILCOCCO (KAN.)			W			6	0
Oct. 31	TEXAS				L		0	4
Nov. 12	TRANSYLVANIA				L		0	6
Nov. 17	at Missouri-Rolla				L		0	16
Nov. 30	KANSAS CITY MEDICS			W			26	0



F.C. LONGMAN

2 seasons | 1906-07 | 5-8-3

F.C. Longman was the final faculty member to serve as the football program's volunteer coach. Though the Cardinals suffered five shutouts during his tenure, they also earned a shutout win at Tulane and began Arkansas' series with Tennessee during the 1907 season.

1906 - (2-4-2)

Captain: John S. Wood

DATE	OPPONENT	UA/OPP RK	TV	W	L	T	UA	OPP
Sept. 29	CHILCOCCO (KAN.)				L		0	6
Oct. 8	DRURY				T		0	0
Oct. 13	at Kansas				L		5	37
Oct. 30	TEXAS				L		0	11
Nov. 6	SE MISSOURI ST.+			W			12	0
Nov. 10	at Missouri				L		0	11
Nov. 24	at Tulane			W			22	0
Nov. 30	at LSU				T		6	6

1907 - (3-4-1)

Captain: Clinton Milford

DATE	OPPONENT	UA/OPP RK	TV	W	L	T	UA	OPP
Oct. 5	HASKELL INDIAN NATIONS				T		0	0
Oct. 12	DRURY			W			23	0
Oct. 19	at Drury			W			17	6
Oct. 26	at Saint Louis				L		6	42
Nov. 2	TEXAS				L		6	26
Nov. 9	LSU+				L		12	17
Nov. 16	vs. Tennessee#				L		2	14
Nov. 23	MISSOURI-ROLLA + Little Rock, Ark. # Memphis, Tenn.			W			7	5

SEASON-BY-SEASON RESULTS



1980 - (7-5, 3-5 SWC - T-6th)

Captains: Keith Houfek, George Stewart

DATE	OPPONENT	UA/OPP RK	TV	W	L	T	UA	OPP
Sept. 1	at Texas*	6/10	ABC		L		17	23
Sept. 20	OKLAHOMA STATE+	17/NR		W			33	20
Sept. 27	TULSA	15/NR		W			13	10
Oct. 4	TCU*	14/NR		W			44	7
Oct. 11	WICHITA STATE	15/NR		W			27	7
Oct. 25	at Houston*	15/NR			L		17	24
Nov. 1	RICE*+				L		16	17
Nov. 8	at Baylor*	NR/16	NA		L		15	42
Nov. 15	TEXAS A&M (HC)*		ABC	W			27	24
Nov. 22	at SMU*				L		7	31
Nov. 29	TEXAS TECH*+			W			22	16
Dec. 27	vs. Tulane>	NA	W				34	15

* Southwest Conference game

+ Little Rock, Ark.

> 1980 Hall of Fame Bowl (Birmingham, Ala.)

1981 - (8-4, 5-3 SWC - 4th)

16th UPI

Captains: Darryl Mason, Teddy Morris

DATE	OPPONENT	UA/OPP RK	TV	W	L	T	UA	OPP
Sept. 12	TULSA			W			14	10
Sept. 19	NORTHWESTERN+			W			38	7
Sept. 26	at Ole Miss#			W			27	13
Oct. 3	at TCU*	18/NR			L		24	28
Oct. 10	at Texas Tech*		ABC	W			26	14
Oct. 17	TEXAS*	NR/1		W			42	11
Oct. 24	HOUSTON*+	12/NR			L		17	20
Oct. 31	at Rice*	20/NR		W			41	7
Nov. 7	BAYLOR*+	19/NR	ESPN	W			41	39
Nov. 14	at Texas A&M*	16/NR	ABC	W			10	7
Nov. 21	SMU (HC)*	16/6			L		18	32
Dec. 28	vs. N. Carolina>	NR/10	ABC		L		27	31

* Southwest Conference game

+ Little Rock, Ark.

Jackson, Miss.

> 1981 Gator Bowl (Jacksonville, Fla.)

1982 - (9-2-1, 5-2-1 SWC - 3rd)

9th AP/8th UPI/8th USA Today

Captains: Gary Anderson, Jessie Clark, Richard Richardson, Billy Ray Smith

DATE	OPPONENT	UA/OPP RK	TV	W	L	T	UA	OPP
Sept. 11	TULSA	13/NR		W			38	0
Sept. 18	NAVY+	9/NR		W			29	17
Sept. 25	OLE MISS+	9/NR		W			14	12
Oct. 2	TCU*+	10/NR	TBS	W			35	0
Oct. 9	TEXAS TECH*	9/NR		W			21	3
Oct. 23	at Houston*	6/NR	CBS	W			38	3
Oct. 30	RICE (HC)*	5/NR		W			24	6
Nov. 6	at Baylor*	5/NR			L		17	24
Nov. 13	TEXAS A&M*+	10/NR		W			35	0
Nov. 20	at SMU*	9/2	ABC			T	17	17
Dec. 4	at Texas*	6/12	ABC		L		7	33
Dec. 31	vs. Florida>	14/NR	Mizlou	W			28	24

* Southwest Conference game

+ Little Rock, Ark.

> 1982 Bluebonnet Bowl (Houston, Texas)

1983 - (6-5, 4-4 SWC - 5th)

Captains: Ron Faurot, Mark Mistler, Milton Fields

DATE	OPPONENT	UA/OPP RK	TV	W	L	T	UA	OPP
Sept. 10	TULSA			W			17	14
Sept. 17	NEW MEXICO+			W			17	0
Sept. 24	at Ole Miss#		NA		L		10	13
Oct. 1	at TCU*			W			38	21
Oct. 15	TEXAS*+	NR/2	CBS		L		3	31
Oct. 22	HOUSTON*			W			24	3
Oct. 29	RICE*+			W			35	0
Nov. 5	BAYLOR (HC)*				L		21	24
Nov. 12	at Texas A&M*				L		23	36
Nov. 19	SMU*+	NR/6	ABC		L		0	17
Nov. 26	at Texas Tech*			W			16	13

* Southwest Conference game

+ Little Rock, Ark.

Jackson, Miss.



KEN HATFIELD

6 seasons | 1984-79 | 55-17-1

One of just two Arkansas graduates to serve as head football coach at his alma mater, Ken Hatfield posted a UA-best .760 winning percentage and averaged better than nine wins per season during his six-year tenure. Hatfield led the Razorbacks to a bowl game all six years.

1984 - (7-4-1, 5-3 SWC - T-3rd)

Captains: Marcus Elliott, Mark Lee

DATE	OPPONENT	UA/OPP RK	TV	W	L	T	UA	OPP
Sept. 15	OLE MISS+					T	14	14
Sept. 22	TULSA			W			18	9
Sept. 29	NAVY+		ESPN	W			33	10
Oct. 6	TCU*				L		31	32
Oct. 13	TEXAS TECH*+			W			24	0
Oct. 20	at Texas*	NR/3			L		18	24
Oct. 27	at Houston*			W			17	3
Nov. 3	RICE*+			W			28	6
Nov. 10	at Baylor*			W			14	9
Nov. 17	TEXAS A&M (HC)*		Raycom	W			28	0
Nov. 24	at SMU*		ESPN		L		28	31
Dec. 27	vs. Auburn>	NR/11	KATZ		L		15	21

* Southwest Conference game

+ Little Rock, Ark.

> 1984 Liberty Bowl (Memphis, Tenn.)

1985 - (10-2, 6-2 SWC - T-2nd)

12th AP/12th UPI/15th USA Today

Captains: David Bazzell, Greg Lasker, Nick Miller, Andy Upchurch

DATE	OPPONENT	UA/OPP RK	TV	W	L	T	UA	OPP
Sept. 14	at Ole Miss#	14/NR		W			24	19
Sept. 21	TULSA+	14/NR		W			24	0
Sept. 28	NEW MEXICO STATE+	10/NR		W			45	13
Oct. 5	at TCU*	10/NR	Raycom	W			41	0
Oct. 12	at Texas Tech*	6/NR		W			30	7
Oct. 19	TEXAS*	4/NR	ABC		L		13	15
Oct. 26	HOUSTON*+	14/NR	Raycom	W			57	27
Nov. 2	at Rice*	14/NR		W			30	15
Nov. 9	BAYLOR*+	12/11	ABC	W			20	14
Nov. 16	at Texas A&M*	9/NR	ESPN		L		6	10
Nov. 23	SMU (HC)*	18/NR		W			15	9
Dec. 22	vs. Arizona State>	14/NR	LSN	W			18	17

* Southwest Conference game

+ Little Rock, Ark.

Jackson, Miss.

> 1985 Holiday Bowl (San Diego, Calif.)

1986 - (9-3, 6-2 SWC - T-2nd)

15th AP/16th UPI/17th USA Today

Captains: James Shibest, Derrick Thomas, Theo Young

DATE	OPPONENT	UA/OPP RK	TV	W	L	T	UA	OPP
Sept. 13	OLE MISS+	18/NR		W			21	0
Sept. 20	TULSA	12/NR		W			34	17
Sept. 27	NEW MEXICO STATE+	9/NR		W			42	11
Oct. 4	TCU*	8/NR	Raycom	W			34	17
Oct. 11	TEXAS TECH*	8/NR			L		7	17
Oct. 18	at Texas*	14/NR	ESPN	W			21	14
Oct. 25	at Houston*	14/NR		W			30	13
Nov. 1	RICE (HC)*	13/NR		W			45	14
Nov. 8	at Baylor*	10/NR	Raycom		L		14	29
Nov. 15	TEXAS A&M*+	17/7	ABC	W			14	10
Nov. 22	at SMU*	11/NR		W			41	0
Jan. 1	vs. Oklahoma>	9/3	NBC		L		8	42

* Southwest Conference game

+ Little Rock, Ark.

> 1987 Orange Bowl (Miami, Fla.)

1987 - (9-4, 5-2 SWC - T-2nd)

Captains: Chris Bequette, Tony Cherico, Greg Thomas, Rickey Williams

DATE	OPPONENT	UA/OPP RK	TV	W	L	T	UA	OPP
Sept. 12	at Ole Miss#	13/NR		W			31	10
Sept. 19	TULSA	12/NR	NA	W			30	15
Sept. 26	MIAMI (FLA.)+	10/5	ESPN		L		7	51
Oct. 3	at TCU*			W			20	10
Oct. 10	at Texas Tech*	20/NR		W			31	0
Oct. 17	TEXAS*+	15/NR	ESPN		L		14	16
Oct. 24	HOUSTON*			W			21	17
Oct. 31	at Rice*		NA	W			38	14
Nov. 7	BAYLOR (HC)*			W			10	7
Nov. 14	at Texas A&M*	20/19			L		0	14
Nov. 28	NEW MEXICO+			W			43	25
Dec. 5	at Hawaii		ESPN	W			38	20
Dec. 29	vs. Georgia>	NR/15	Raycom		L		17	20

* Southwest Conference game

+ Little Rock, Ark.

Jackson, Miss.

> 1987 Liberty Bowl (Memphis, Tenn.)

1988 - (10-2, 7-0 SWC - 1st)

SWC CHAMPION - 12th AP/13th UPI/14th USA Today

Captains: Steve Atwater, John Bland, Odis Lloyd, Kerry Owens

DATE	OPPONENT	UA/OPP RK	TV	W	L	T	UA	OPP
Sept. 3	PACIFIC (CALIF.)+			W			63	14
Sept. 10	TULSA			W			30	26
Sept. 17	OLE MISS+			W			21	13
Oct. 1	TCU*		Raycom	W			53	10
Oct. 8	TEXAS TECH*+	20/NR		W			31	10
Oct. 15	at Texas*	17/NR	HSE	W			27	24
Oct. 22	at Houston*	13/NR	Raycom	W			26	21
Oct. 29	RICE*+	11/NR		W			21	14
Nov. 5	at Baylor*	11/NR	HSE	W			33	3
Nov. 12	TEXAS A&M (HC)*	11/NR	HSE	W			25	20
Nov. 26	at Miami (Fla.)	8/3	CBS		L		16	18
Jan. 2	vs. UCLA>	8/9	CBS		L		3	17

* Southwest Conference game

+ Little Rock, Ark.

> 1989 Cotton Bowl (Dallas, Texas)

1989 - (10-2, 7-1 SWC - 1st)

SWC CHAMPION - 13th AP/13th UPI/13th USA Today

Captains: Anthony Cooney, Elbert Crawford, Tim Horton, Michael Shepherd

DATE	OPPONENT	UA/OPP RK	TV	W	L	T	UA	OPP
Sept. 16	TULSA	9/NR		W			26	7
Sept. 23	at Ole Miss#	8/NR		W			24	7
Sept. 30	TEXAS-EL PASO+	8/NR		W			39	7
Oct. 7	at TCU*	7/NR		W			41	19
Oct. 14	at Texas Tech*	7/NR		W			45	13
Oct. 21	TEXAS*	7/NR	Raycom		L		20	24
Oct. 28	HOUSTON*+	18/12		W			45	39
Nov. 4	at Rice*	11/NR	Raycom	W			38	17
Nov. 11	BAYLOR (HC)*	10/NR	ESPN	W			19	10
Nov. 24	at Texas A&M*	9/14	CBS	W			23	22
Dec. 2	SMU*+	9/NR		W			38	24
Jan. 1	vs. Tennessee>	10/8	CBS		L		27	31

* Southwest Conference game

+ Little Rock, Ark.

Jackson, Miss.

> 1990 Cotton Bowl (Dallas, Texas)



JACK CROWE

2+ seasons | 1990-92 | 9-15

Arkansas' final head coach of the Southwest Conference era, Jack Crowe directed the Razorbacks to a 14-13 win in their last meeting with rival Texas as league foes and an Independence Bowl berth in 1991.

1990 - (3-8, 1-7 SWC - 8th)

Captains: Quinn Grovey, Chad Rolan

DATE	OPPONENT	UA/OPP RK	TV	W	L	T	UA	OPP
Sept. 15	TULSA	15/NR		W			28	3
Sept. 22	OLE MISS+	13/NR	Raycom		L		17	21
Sept. 29	COLORADO STATE+	23/NR		W			31	20
Oct. 6	TCU*+	21/NR			L		26	54
Oct. 13	TEXAS TECH (HC)*				L		44	49
Oct. 20	at Texas*	NR/19	Raycom		L		17	49
Oct. 27	at Houston*	NR/6			L		28	62
Nov. 3	RICE*+				L		11	19
Nov. 10	at Baylor*		Raycom		L		3	34
Nov. 17	TEXAS A&M*							



1991 - (6-6, 5-3 SWC - T-2nd)

Captains: Kirk Collins, Mark Henry

DATE	OPPONENT	UA/OPP RK	TV	W	L	T	UA	OPP
Aug. 31	MIAMI (FLA.)+	NR/3	ABC	L	3	31		
Sept. 7	SMU*+			W	17	6		
Sept. 21	LOUISIANA-LAFAYETTE			W	9	7		
Sept. 28	at Ole Miss#			L	17	24		
Oct. 5	at TCU*			W	22	21		
Oct. 12	HOUSTON (HC)*			W	29	17		
Oct. 19	TEXAS*+	25/NR	Raycom	W	14	13		
Nov. 2	BAYLOR*	24/21	ABC	L	5	9		
Nov. 9	at Texas Tech*			L	21	38		
Nov. 16	at Texas A&M*	NR/13	ESPN	L	3	13		
Nov. 23	RICE*+			W	20	0		
Dec. 29	vs. Georgia>	NR/24	ABC	L	15	24		

* Southeastern Conference game

+ Little Rock, Ark.

Jackson, Miss.

> 1991 Independence Bowl (Shreveport, La.)

ARKANSAS JOINS SOUTHEASTERN CONFERENCE

1992 - (3-7-1, 3-4-1 SEC - 4th/West)

Captains: Darwin Ireland, E.D. Jackson, Owen Kelly

DATE	OPPONENT	UA/OPP RK	TV	W	L	T	UA	OPP
Sept. 5	THE CITADEL			L	3	10		

**JOE KINES**
1 season | 1992 | 3-6-1

Named interim head coach after the first game of the 1992 season, Joe Kines' 10-game tenure included Arkansas' first Southeastern Conference win and the Razorbacks' first win at Tennessee.

DATE	OPPONENT	UA/OPP RK	TV	W	L	T	UA	OPP
Sept. 12	at South Carolina*			W	45	7		
Sept. 19	ALABAMA*+	NR/9		L	11	38		
Sept. 26	at Memphis			L	6	22		
Oct. 3	GEORGIA (HC)*	NR/16	JP	L	3	27		
Oct. 10	at Tennessee*	NR/4	JP	W	25	24		
Oct. 17	OLE MISS*+			L	3	17		
Oct. 31	at Auburn*			T	24	24		
Nov. 7	at Mississippi State*	NR/19	JP	L	3	10		
Nov. 21	SMU*+			L	19	24		
Nov. 27	LSU*	ESPN	W	30	6			

* Southeastern Conference game

+ Little Rock, Ark.

**DANNY FORD**
5 seasons | 1993-97 | 26-30-1

The architect of Clemson's 1981 national championship, Danny Ford directed Arkansas to its first Southeastern Conference Western Division title and first SEC championship game appearance in 1995. His tenure included two on-the-field wins at Alabama, his alma mater, and another win over the Crimson Tide by NCAA sanction.

1993 - (6-4-1, 4-3-1 SEC - 2nd/West)

Captains: Kirk Botkin, Tyrone Chatman

DATE	OPPONENT	UA/OPP RK	TV	W	L	T	UA	OPP
Sept. 4	at SMU			W	10	6		
Sept. 11	SOUTH CAROLINA*	NR/19		W	18	17		
Sept. 18	at Alabama@	NR/2	JP	W	3	43		
Sept. 25	MEMPHIS+			L	0	6		
Oct. 2	at Georgia*			W	20	10		
Oct. 9	TENNESSEE*+	NR/11	JP	L	14	28		
Oct. 16	at Ole Miss*#			L	0	19		
Oct. 30	AUBURN (HC)*			L	21	31		
Nov. 6	MISSISSIPPI STATE*+			T	13	13		
Nov. 13	TULSA			W	24	11		
Nov. 27	at LSU*	ESPN	W	42	24			

* Southeastern Conference game

+ Little Rock, Ark.

Jackson, Miss.

@ Arkansas victory by NCAA-imposed forfeit

NOTE: SEC Western Division championship vacated by Alabama per NCAA sanction in 1993.

1994 - (4-7, 2-6 SEC - T-4th/West)

Captains: Jason Allen, Willie Johnson

DATE	OPPONENT	UA/OPP RK	TV	W	L	T	UA	OPP
Sept. 3	SMU+			W	34	14		
Sept. 10	at South Carolina*			L	0	14		
Sept. 17	ALABAMA*	NR/12	ABC	L	6	13		
Sept. 25	at Memphis			L	15	16		
Oct. 1	VANDERBILT*+			W	42	6		
Oct. 8	at Tennessee*			L	21	38		
Oct. 15	OLE MISS (HC)*			W	31	7		
Oct. 29	at Auburn*	NR/4	JP	L	14	31		
Nov. 5	at Mississippi State*	NR/24	JP	L	7	17		
Nov. 12	NORTHERN ILLINOIS			W	30	27		
Nov. 26	LSU*+			L	12	30		

* Southeastern Conference game

+ Little Rock, Ark.

1995 - (8-5, 6-2 SEC - 1st/West)

SEC WESTERN DIVISION CHAMPION

Captains: Steve Conley, Barry Lunney Jr.

DATE	OPPONENT	UA/OPP RK	TV	W	L	T	UA	OPP
Sept. 2	at SMU			L	14	17		
Sept. 9	SOUTH CAROLINA*			W	51	21		
Sept. 16	at Alabama*	NR/13	JP	W	20	19		
Sept. 23	MEMPHIS+			W	27	20		
Sept. 30	at Vanderbilt*	23/NR		W	35	7		
Oct. 7	TENNESSEE (HC)*	18/10		L	31	49		
Oct. 14	at Ole Miss*#			W	13	6		
Oct. 28	AUBURN*+	NR/11	ESPN	W	30	28		
Nov. 4	MISSISSIPPI STATE*+	18/NR	JP	W	26	21		
Nov. 11	LOUISIANA-LAFAYETTE	15/NR		W	24	13		
Nov. 18	at LSU*	14/NR	ABC	L	0	28		
Dec. 2	vs. Florida<	23/2	ABC	L	3	34		
Dec. 30	vs. North Carolina>	24/NR	TBS	L	10	20		

* Southeastern Conference

+ Little Rock, Ark.

Memphis, Tenn.

< 1995 SEC Championship Game (Atlanta, Ga.)

> 1995 CarQuest Bowl (Miami, Fla.)

1996 - (4-7, 2-6 SEC - 5th/West)

Captains: Scott Rivers, Mark Smith

DATE	OPPONENT	UA/OPP RK	TV	W	L	T	UA	OPP
Sept. 7	SMU			L	10	23		
Sept. 21	ALABAMA*+	NR/13	JP	L	7	17		
Sept. 28	LOUISIANA-MONROE			W	38	21		
Oct. 5	FLORIDA*	NR/1	JP	L	7	42		
Oct. 12	LOUISIANA TECH+			W	38	21		
Oct. 19	at South Carolina*			L	17	23		
Nov. 2	at Auburn*	ESPN2	L	7	28			
Nov. 9	OLE MISS (HC)*			W	13	7		
Nov. 16	at Tennessee*	NR/12	JP	L	14	55		
Nov. 23	at Mississippi State*			W	(OT)	16	13	
Nov. 29	LSU*+	NR/19	CBS	L	7	17		

* Southeastern Conference game

+ Little Rock, Ark.

1997 - (4-7, 2-6 SEC - T-5th/West)

Captains: Ken Anderson, Anthony Eubanks

DATE	OPPONENT	UA/OPP RK	TV	W	L	T	UA	OPP
Sept. 6	LOUISIANA-MONROE			W	28	16		
Sept. 13	vs. SMU#			L	9	31		
Sept. 20	at Alabama*	NR/11	JP	W	17	16		
Sept. 27	LOUISIANA TECH+			W	17	13		
Oct. 4	at Florida*	NR/1	ESPN2	L	7	56		
Oct. 18	SOUTH CAROLINA*+			L	13	39		
Oct. 25	AUBURN (HC)*	NR/11	ESPN2	L	21	26		
Nov. 6	at Ole Miss*	ESPN	L	9	19			
Nov. 15	TENNESSEE*+	NR/5	ESPN2	L	22	30		
Nov. 22	MISSISSIPPI STATE*	NR/14		W	17	7		
Nov. 28	at LSU*	NR/17	CBS	L	21	31		

* Southeastern Conference game

+ Little Rock, Ark.

Shreveport, La.

**HOUSTON NUTT**
10 seasons | 1998-2007 | 75-48

Houston Nutt was the third Arkansas head coach to take the Razorbacks to a bowl game in each of his first six seasons. He led the Hogs to three SEC Western Division crowns, eight bowl games, two bowl victories, three final national rankings and four nine-win seasons. Nutt's 8-0 start in 1998 marked the best debut ever for a UA head coach and helped UA reach its first New Year's Day game since 1990. In 2001 and 2006, Nutt was voted SEC Coach of the Year by the Associated Press and league coaches.

1998 - (9-3, 6-2 SEC - T-1st/West)

SEC WESTERN DIVISION CO-CHAMPION - 16th AP/17th USA Today

Captains: Brandon Burlsworth, Grant Garrett, Ryan Hale, Madrie Hill

DATE	OPPONENT	UA/OPP RK	TV	W	L	T	UA	OPP
Sept. 5	LOUISIANA-LAFAYETTE			W	38	17		
Sept. 19	SMU+			W	44	17		
Sept. 26	ALABAMA*	NR/22	ESPN2	W	42	6		
Oct. 3	KENTUCKY*+	22/NR	ESPN2	W	27	20		
Oct. 10	at Memphis	20/NR	FX	W	23	9		
Oct. 17	at South Carolina*	17/NR		W	41	28		
Oct. 31	at Auburn*	14/NR		W	24	21		
Nov. 7	OLE MISS (HC)*	11/NR	JP	W	34	0		
Nov. 14	at Tennessee*	10/1	CBS	L	24	28		
Nov. 21	at Mississippi State*	9/NR	JP	L	21	22		
Nov. 27	LSU*+	13/NR	CBS	W	41	14		
Jan. 1	vs. Michigan>	11/15	ABC	L	31	45		

* Southeastern Conference game

+ Little Rock, Ark.

> 1999 Florida Citrus Bowl (Orlando, Fla.)

1999 - (8-4, 4-4 SEC - T-3rd/West)

17th AP/19th USA Today

Captains: David Barrett, Kenoy Kennedy, Anthony Lucas, Clint Stoerner

DATE	OPPONENT	UA/OPP RK	TV	W	L	T	UA	OPP
Sept. 4	at SMU	18/NR		W	26	0		
Sept. 18	LOUISIANA-MONROE+	15/NR		W	44	6		
Sept. 25	at Alabama*	14/NR	CBS	L	28	35		
Oct. 2	at Kentucky*	20/NR		L	20	31		
Oct. 9	MIDDLE TENNESSEE ST.			W	58	6		
Oct. 16	SOUTH CAROLINA*+			W	48	14		
Oct. 30	AUBURN (HC)*			JP	W	34	10	
Nov. 6	at Ole Miss*	NR/23	ESPN2	L	16	38		
Nov. 13	TENNESSEE*	NR/3	JP	W	28	24		
Nov. 20	MISSISSIPPI STATE*+	22/12	ESPN2	W	14	9		
Nov. 26	at LSU*	17/NR	CBS	L	10	35		
Jan. 1	vs. Texas>	24/14	Fox	W	27	6		

* Southeastern Conference game

+ Little Rock, Ark.

> 2000 Cotton Bowl (Dallas, Texas)

2000 - (6-6, 3-5 SEC - T-5th/West)

Captains: Quinton Caver, Randy Garner, Michael Snowden, Rod Stinson

DATE	OPPONENT	UA/OPP RK	TV	W	L	T	UA	OPP
Sept. 2	MISSOURI STATE+			W	38	0		
Sept. 16	BOISE STATE+			W	38	31		
Sept. 23	ALABAMA*	ESPN2	W	28	21			
Sept. 30	GEORGIA*	NR/25	JP	L	7	38		
Oct. 7	LOUISIANA-MONROE (HC)			W	52	6		
Oct. 14	at South Carolina*	NR/24	JP	L	7	27		
Oct. 28	at Auburn*	NR/25		L	19	21		
Nov. 4								

SEASON-BY-SEASON RESULTS



2001 - (7-5, 4-4 SEC - T-3rd/West)

Captains: Curt Davis, Carlos Hall, Kenny Sandlin, LaZerius White

DATE	OPPONENT	UA/OPP RK	TV	W	L	T	UA	OPP
Aug. 30	UNLV+		ESPN	W			14	10
Sept. 8	TENNESSEE*	NR/8	ESPN2	L			3	13
Sept. 22	at Alabama*		CBS	L			10	31
Sept. 29	at Georgia*		ESPN2	L			23	34
Oct. 6	WEBER ST.			W			42	19
Oct. 13	SOUTH CAROLINA*+	NR/9	CBS	W			10	7
Oct. 27	AUBURN*	NR/17	JP	W			42	17
Nov. 3	at Ole Miss*		ESPN2	W		(7 OT)	58	56
Nov. 10	UCF (HC)			W			27	20
Nov. 17	MISSISSIPPI STATE*			W			24	21
Nov. 23	at LSU*	24/NR	CBS	L			38	41
Jan. 1	vs. Oklahoma>	NR/10	Fox	L			3	10

* Southeastern Conference game
+ Little Rock, Ark.
> 2002 Cotton Bowl (Dallas, Texas)

2002 - (9-5, 5-3 SEC - T-1st/West)

SEC WESTERN DIVISION CO-CHAMPION

Captains: Richie Butler, Chuck Nalley, Sparky Hamilton, Raymond House,

Fred Talley, Gavin Walls

DATE	OPPONENT	UA/OPP RK	TV	W	L	T	UA	OPP
Sept. 7	BOISE STATE			W			41	14
Sept. 14	SOUTH FLORIDA+			W			42	3
Sept. 28	ALABAMA*		ESPN	L			12	30
Oct. 5	at Tennessee*	NR/10	ESPN	L		(6 OT)	38	41
Oct. 12	at Auburn*	NR/24	JP	W			38	17
Oct. 19	KENTUCKY*			L			17	29
Oct. 26	OLE MISS (HC)*			W			48	28
Nov. 2	TROY+			W			23	0
Nov. 9	at South Carolina*		JP	W			23	0
Nov. 16	LOUISIANA-LAFAYETTE			W			24	17
Nov. 23	at Mississippi State*			W			26	19
Nov. 29	LSU+	NR/18	CBS	W			21	20
Dec. 7	vs. Georgia<	22/4	CBS	L			3	30
Dec. 30	vs. Minnesota>		ESPN	L			14	29

* Southeastern Conference game
+ Little Rock, Ark.
< 2002 SEC Championship Game (Atlanta, Ga.)
> 2002 Gaylord Hotels Music City Bowl (Nashville, Tenn.)

2003 - (9-4, 4-4 SEC - 4th/West)

Captains: Jimmy Beasley, Tony Bua, Bo Lacy, Caleb Miller, Justin Scott, George Wilson

DATE	OPPONENT	UA/OPP RK	TV	W	L	T	UA	OPP
Sept. 6	TULSA			W			45	13
Sept. 13	at Texas	NR/5	ABC	W			38	28
Sept. 20	NORTH TEXAS+	14/NR		W			31	7
Sept. 27	at Alabama*	9/NR	CBS	W		(2 OT)	34	31
Oct. 11	AUBURN (HC)*	7/NR	JP	L			3	10
Oct. 18	FLORIDA*	11/NR	CBS	L			28	33
Oct. 25	at Ole Miss*	21/NR	ESPN2	L			7	19
Nov. 1	at Kentucky*		ESPN2	W		(7 OT)	71	63
Nov. 6	SOUTH CAROLINA*+		ESPN	W			28	6
Nov. 15	NEW MEXICO STATE			W			48	20
Nov. 22	MISSISSIPPI STATE*			W			52	6
Nov. 28	at LSU*	NR/3	CBS	L			24	55
Dec. 31	vs. Missouri>		ESPN	W			27	14

* Southeastern Conference game
+ Little Rock, Ark.
> 2003 Mainstay Independence Bowl (Shreveport, La.)

2004 - (5-6, 3-5 SEC - T-3rd/West)

Captains: DeCoti Birmingham, Arrión Dixon, Steven Harris, Jeb Huckeba, Matt Jones, Marcus Whitmore

DATE	OPPONENT	UA/OPP RK	TV	W	L	T	UA	OPP
Sept. 4	NEW MEXICO STATE			W			63	13
Sept. 11	TEXAS	NR/7	ESPN	L			20	22
Sept. 18	LOUISIANA-MONROE+			W			49	20
Sept. 25	ALABAMA*		CBS	W			27	10
Oct. 2	at Florida*	NR/16	CBS	L			30	45
Oct. 16	at Auburn*	NR/4	CBS	L			20	38
Oct. 23	GEORGIA (HC)*	NR/6	ESPN2	L			14	20
Nov. 6	at South Carolina*		JP	L			32	35
Nov. 13	OLE MISS*		JP	W			35	3
Nov. 20	at Mississippi State*			W			24	21
Nov. 26	LSU*+	NR/14	CBS	L			14	43

* Southeastern Conference game
+ Little Rock, Ark.

2005 - (4-7, 2-6 SEC - 4th/West)

Captains: Pierre Brown, Kyle Dickerson, Brandon Kennedy, Kyle Roper, Vickiel Vaughn

DATE	OPPONENT	UA/OPP RK	TV	W	L	T	UA	OPP
Sept. 3	MISSOURI STATE			W			49	17
Sept. 10	VANDERBILT*			L			24	28
Sept. 17	at Southern California*	NR/1	FSN	L			17	70
Sept. 24	at Alabama**		JP	L			13	24
Oct. 8	LOUISIANA-MONROE+			W			44	15
Oct. 15	AUBURN*	NR/21		L			17	34
Oct. 22	at Georgia*	NR/4	JP	L			20	23
Nov. 5	SOUTH CAROLINA (HC)*		JP	L			10	14
Nov. 12	at Ole Miss*			W			28	17
Nov. 19	MISSISSIPPI STATE*+			W			44	10
Nov. 25	at LSU*	NR/3	CBS	L			17	19

+ Little Rock, Ark.
* Southeastern Conference game
^ USC and Alabama later vacated wins due to NCAA Committee on Infractions penalty

2006 - (10-4, 7-1 SEC - 1st/West)

15th AP/16th USA Today

Captains: Keith Jackson, Sam Olajubutu, Desmond Sims, Zac Tubbs, Tony Ugeh, Darius Vinnett

DATE	OPPONENT	UA/OPP RK	TV	W	L	T	UA	OPP
Sept. 2	SOUTHERN CALIFORNIA	NR/6	ESPN	L			14	50
Sept. 9	UTAH STATE			W			20	0
Sept. 16	at Vanderbilt*		LFS	W			21	19
Sept. 23	ALABAMA*	NR/22	CBS	W		(2 OT)	24	23
Oct. 7	at Auburn*	NR/2	CBS	W			27	10
Oct. 14	SE MISSOURI ST. (HC)	17/NR		W			63	7
Oct. 21	OLE MISS*	15/NR	LFS	W			38	3
Oct. 28	LOUISIANA-MONROE+	13/NR	ESPNU	W			44	10
Nov. 4	at South Carolina*	12/NR	ESPN	W			26	20
Nov. 11	TENNESSEE*	11/3	ESPN2	W			31	14
Nov. 18	at Mississippi State*	5/NR		W			28	14
Nov. 24	LSU*+	5/9	CBS	L			26	31
Dec. 2	vs. Florida<	8/4	CBS	L			28	38
Jan. 1	vs. Wisconsin>	12/6	ABC	L			14	17

* Southeastern Conference game
+ Little Rock, Ark.
< 2006 SEC Championship Game (Atlanta, Ga.)
> 2007 Capital One Bowl (Orlando, Fla.)

2007 - (8-5, 4-4 SEC - T-3rd/West)

Captains: Weston Dacus, Marcus Harrison, Robert Johnson, Marcus Monk, Mattered Richardson, Kevin Woods

DATE	OPPONENT	UA/OPP RK	TV	W	L	T	UA	OPP
Sept. 1	TROY	21/NR		W			46	26
Sept. 15	at Alabama**	16/NR	ESPN	L			38	41
Sept. 22	KENTUCKY*	NR/21	ESPN2	L			29	42
Sept. 29	NORTH TEXAS			W			66	7
Oct. 6	CHATTAHOOGA+			W			34	15
Oct. 13	AUBURN*	NR/22	ESPN	L			7	9
Oct. 20	at Ole Miss*			W			44	8
Oct. 27	FIU (HC)			W			58	10
Nov. 3	SOUTH CAROLINA*	NR/23	ESPN2	W			48	36
Nov. 10	at Tennessee*	NR/22	LFS	L			13	34
Nov. 17	MISSISSIPPI STATE*+			W			45	31
Nov. 23	at LSU*	NR/1	CBS	W		(3 OT)	50	48
Jan. 1	Missouri-&	25/7	FOX	L			7	38

* Southeastern Conference game
+ Little Rock, Ark.
> 2008 Cotton Bowl (Dallas, Texas)
& Reggie Herring served as interim head coach
^ Alabama later vacated win due to NCAA Committee on Infractions penalty



BOBBY PETRINO

4 seasons | 2008-11 | 34-17

Bobby Petrino was introduced as the head coach of the Razorbacks on Dec. 11, 2007. In just his third season, he led Arkansas to the first BCS game in school history against Ohio State in the Allstate Sugar Bowl. In his final season, he took the Razorbacks to a school-record-tying 11 wins and the first top-five AP finish since 1977.

2008 - (5-7, 2-6 SEC - T-4th/West)

Captains: Casey Dick, Jonathan Luigs, Jamar Love, Malcolm Sheppard

DATE	OPPONENT	UA/OPP RK	TV	W	L	T	UA	OPP
Aug. 30	WESTERN ILLINOIS			W			28	24
Sept. 6	LOUISIANA-MONROE+		RSP	W			28	27
Sept. 20	ALABAMA*	NR/9	Raycom	L			14	49
Sept. 27	at Texas	NR/7	ABC	L			10	52
Oct. 4	FLORIDA*	NR/12	Raycom	L			7	38
Oct. 11	at Auburn*	NR/20	RSP	W			25	22
Oct. 18	at Kentucky*		ESPNU	L			20	21
Oct. 25	OLE MISS*		RSP	L			21	23
Nov. 1	TULSA (HC)	NR/19	RSP	W			30	23
Nov. 8	at South Carolina*		ESPN	L			21	34
Nov. 22	at Mississippi State*			L			28	31
Nov. 28	LSU*+		CBS	W			31	30

* Southeastern Conference game
+ Little Rock, Ark.

2009 - (8-5, 3-5 SEC - T-4th/West)

Captains: Adrian Davis, Wendel Davis, DeMarcus Love, Ryan Mallett, Malcolm Sheppard, Michael Smith

DATE	OPPONENT	UA/OPP RK	TV	W	L	T	UA	OPP
Sept. 5	MISSOURI STATE+		RSP	W			48	10
Sept. 19	GEORGIA*	NR/23	ESPN	L			41	52
Sept. 26	at Alabama*	NR/3	CBS	L			7	35
Oct. 3	vs. Texas A&M*		ESPN2	W			47	19
Oct. 10	AUBURN*	NR/17	ESPN	W			44	23
Oct. 17	at Florida*	NR/1	CBS	L			20	23
Oct. 24	at Ole Miss*		SEC-R	L			17	30
Oct. 31	EASTERN MICHIGAN (HC)		ESPNU	W			63	27
Nov. 7	South Carolina*		SEC-R	W			33	16
Nov. 14	TROY		CSS	W			56	20
Nov. 21	MISSISSIPPI STATE*+		SEC-R	W			42	21
Nov. 28	at LSU*	NR/17	ESPN	L		(OT)	30	33
Jan. 2	vs. East Carolina>		ESPN	W		(OT)	20	17

* Southeastern Conference game
+ Little Rock, Ark.
^ Arlington, Texas
> 2010 Liberty Bowl (Memphis, Tenn.)

2010 - (10-3, 6-2 SEC - T-2nd/West)

12th AP/12th USA Today

Captains: Jake Bequette, Ramon Broadway, Jerry Franklin, DeMarcus Love, Ryan Mallett, D.J. Williams

DATE	OPPONENT	UA/OPP RK	TV	W	L	T	UA	OPP
Sept. 4	Tennessee Tech	17/NR	RSP	W			44	3
Sept. 11	LOUISIANA-MONROE+	14/NR	FSN	W			31	7
Sept. 18	at Georgia*	12/NR	ESPN	W			31	24
Sept. 25	ALABAMA*	10/1	CBS	L			20	24
Oct. 9	vs. Texas A&M*	11/NR	ABC	W			24	17
Oct. 16	at Auburn*	12/7	CBS	L			43	65
Oct. 23	OLE MISS*	21/NR	SEC-R	W			38	24
Oct. 30	VANDERBILT (HC)*	19/NR	FSN	W			49	14
Nov. 6	at South Carolina*	17/18	ESPN	W			41	20
Nov. 13	UTEP	14/NR	ESPNU	W			58	21
Nov. 20	at Mississippi State*	13/22	ESPN	W		(2 OT)	38	31
Nov. 27	LSU*+	12/6	CBS	W			31	23
Jan. 4	vs. Ohio State*&	8/6	ESPN	L			26	31

* Southeastern Conference Game
+ Little Rock, Ark.
^ Arlington, Texas
> 2011 Sugar Bowl (New Orleans, La.)
& Ohio State later vacated win due to NCAA investigation



SEASON-BY-SEASON RESULTS

2011 - (11-2, 6-2 SEC - 3rd/West)

5th AP/5th USA Today

Captains: Jake Bequette, Knile Davis, Jerry Franklin, Jerico Nelson, Tyler Wilson, Jarius Wright

DATE	OPPONENT	UA/OPP RK	TV	W	L	T	UA	OPP
Sept. 3	MISSOURI STATE	15/NR	RSP	W			51	7
Sept. 10	NEW MEXICO+	14/NR	ESPNU	W			52	3
Sept. 17	TROY	14/NR	CSS	W			38	28
Sept. 24	at Alabama*	14/3	CBS	L			14	38
Oct. 1	vs. Texas A&M^	18/14	ESPN	W			42	38
Oct. 8	AUBURN*	10/15	ESPN	W			38	14
Oct. 22	at Ole Miss*	10/NR	SEC-R	W			29	24
Oct. 29	at Vanderbilt*	8/NR	SEC-R	W			31	28
Nov. 5	SOUTH CAROLINA (HC)*	8/10	ESPN	W			44	28
Nov. 12	TENNESSEE*	8/NR	ESPN2	W			49	7
Nov. 19	MISSISSIPPI STATE*+	6/NR	CBS	W			44	17
Nov. 25	at LSU*	3/1	CBS	L			17	41
Jan. 7	vs. Kansas State>	7/11	FOX	W			29	16

* Southeastern Conference game
+ Little Rock, Ark.
^ Arlington, Texas
> 2012 Cotton Bowl (Arlington, Texas)



JOHN L. SMITH
1 season | 2012 | 4-8

On April 23, 2012, John L. Smith returned to Arkansas as the Razorbacks' head coach for the 2012 season. Smith, who was an assistant at Arkansas from 2009-11, was named a head coach for the sixth time in his career after stops at Idaho, Utah State, Louisville, Michigan State and Weber State.

2012 - (4-8, 2-6 SEC - 6th/West)

Captains: Alfred Davis, Knile Davis, Alonzo Highsmith, Travis Swanson, Tyler Wilson, Tenarius Wright

DATE	OPPONENT	UA/OPP RK	TV	W	L	T	UA	OPP
Sept. 1	JACKSONVILLE ST.	10/NR	PPV	W			49	24
Sept. 8	LOUISIANA-MONROE+	8/NR	ESPNU	L	(OT)		31	34
Sept. 15	ALABAMA*	NR/1	CBS	L			0	52
Sept. 22	RUTGERS		ESPNU	L			26	35
Sept. 29	at Texas A&M*		SEC-R	L			10	58
Oct. 6	at Auburn*		ESPN2	W			24	7
Oct. 13	KENTUCKY*		FSN	W			49	7
Oct. 27	OLE MISS*+		SEC-R	L			27	30
Nov. 3	TULSA (HC)		SEC-R	W			19	15
Nov. 10	at South Carolina*	NR/12	CBS	L			20	38
Nov. 17	at Mississippi State*		SEC-R	L			14	45
Nov. 23	LSU*	NR/8	CBS	L			13	20

* Southeastern Conference game
+ Little Rock, Ark.



BRET BIELEMA
4 seasons | 2013-Present | 25-26

On Dec. 4, 2012 the University of Arkansas captivated the world of college football by naming Bret Bielema the 32nd head coach in Razorback history. Bielema, who had spent seven years at Wisconsin, represented the three qualities Arkansas was looking for: a leader of young men who holds student-athletes academically responsible and a coach who has a proven record of winning championships.

2013 - (3-9, 0-8 SEC - 7th/West)

Captains: Kiero Small, Travis Swanson, Chris Smith, Robert Thomas

DATE	OPPONENT	UA/OPP RK	TV	W	L	T	UA	OPP
Aug. 31	LOUISIANA-LAFAYETTE		FSN	W			34	14
Sept. 7	SAMFORD+		PPV	W			31	21
Sept. 14	SOUTHERN MISS		SEC-R	W			24	3
Sept. 21	at Rutgers		ESPN	L			24	28
Sept. 28	TEXAS A&M*	NR/10	ESPN2	L			33	45
Oct. 5	at Florida*	NR/18	ESPN2	L			10	30
Oct. 12	SOUTH CAROLINA (HC)*	NR/14	SEC-R	L			7	52
Oct. 19	at Alabama*	NR/1	ESPN	L			0	52
Nov. 2	AUBURN*	NR/8	ESPN2	L			17	35
Nov. 9	at Ole Miss*		SEC-R	L			24	34
Nov. 23	MISSISSIPPI STATE*+		SEC-R	L	(OT)		17	24
Nov. 29	at LSU*	NR/15	CBS	L			27	31

* Southeastern Conference game
+ Little Rock, Ark.

2014 - (7-6, 2-6 SEC - 7th/West)

Captains: Brandon Allen, Brey Cook, Trey Flowers, Alan Turner

DATE	OPPONENT	UA/OPP RK	TV	W	L	T	UA	OPP
Aug. 30	at Auburn*	NR/6	SECN	L			21	45
Sept. 6	NICHOLLS		SECN-Alt	W			73	7
Sept. 13	at Texas Tech		ABC	W			49	28
Sept. 20	NORTHERN ILLINOIS		ESPNU	W			52	14
Sept. 27	vs. Texas A&M**	NR/6	CBS	L	(OT)		28	35
Oct. 11	ALABAMA*	NR/7	ESPN2	L			13	14
Oct. 18	GEORGIA*+	NR/10	SECN	L			32	45
Oct. 25	UAB (HC)		SECN	W			45	17
Nov. 1	at Mississippi State*	NR/1	ESPN2	L			10	17
Nov. 15	LSU*	NR/20	ESPN2	W			17	0
Nov. 22	OLE MISS*	NR/8	CBS	W			30	0
Nov. 28	at Missouri*	NR/17	CBS	L			14	21
Dec. 29	vs. Texas>		ESPN	W			31	7

* Southeastern Conference game
+ Little Rock, Ark.
^ Arlington, Texas
> 2014 AdvoCare V100 Texas Bowl (Houston, Texas)

2015 - (8-5, 5-3 SEC - 3rd/West)

Captains: Brandon Allen, Jonathan Williams, Brooks Ellis, JaMichael Winston

DATE	OPPONENT	UA/OPP RK	TV	W	L	T	UA	OPP
Sept. 5	UTEP	18/NR	ESPNU	W			48	13
Sept. 12	TOLEDO+	18/NR	SECN-Alt	L			12	16
Sept. 19	TEXAS TECH		ESPN2	L			24	35
Sept. 26	vs. Texas A&M**	NR/14	ESPN	L	(OT)		21	28
Oct. 3	at Tennessee*		ESPN2	W			24	20
Oct. 10	at Alabama*	NR/8	ESPN	L			14	27
Oct. 24	AUBURN*		SECN	W	(4 OT)		54	46
Oct. 31	UT MARTIN		SECN	W			63	28
Nov. 7	at Ole Miss*	NR/18	CBS	W	(OT)		53	52
Nov. 14	at LSU*	NR/9	ESPN	W			31	14
Nov. 21	MISSISSIPPI STATE*		ESPN	L			50	51
Nov. 27	MISSOURI*		CBS	W			28	3
Jan. 2	vs. Kansas State>		ESPN	W			45	23

* Southeastern Conference game
+ Little Rock, Ark.
^ Arlington, Texas
> 2016 Autozone Liberty Bowl (Memphis, Tenn)

2016 - (7-6, 3-5 SEC - T-5th/West)

Captains: Brooks Ellis, Dan Skipper, Kody Walker, Deatrich Wise Jr.

DATE	OPPONENT	UA/OPP RK	TV	W	L	T	UA	OPP
Sept. 3	LOUISIANA TECH		SECN	W			21	20
Sept. 10	at TCU	NR/15	ESPN	W	(2 OT)		41	38
Sept. 17	TEXAS STATE	24/NR	SECN-Alt	W			42	3
Sept. 24	vs. Texas A&M**	17/10	ESPN	L			24	45
Oct. 1	ALCORN STATE+	20/NR	SECN-Alt	W			52	10
Oct. 8	ALABAMA*	16/1	ESPN	L			30	49
Oct. 15	OLE MISS*	22/12	ESPN	W			34	30
Oct. 22	at Auburn*	17/21	ESPN	L			3	56
Nov. 5	FLORIDA*	NR/11	CBS	W			31	10
Nov. 12	LSU*	25/24	ESPN	L			10	38
Nov. 18	at Mississippi State*		ESPNU	W			58	42
Nov. 25	at Missouri*		CBS	L			24	28
Dec. 29	vs. Virginia Tech>	NR/22	ESPN	L			24	35

* Southeastern Conference game
+ Little Rock, Ark.
^ Arlington, Texas
> 2016 Belk Bowl (Charlotte, N.C.)

AGAINST 2017 OPPONENTS



TCU

Arkansas leads the series 44-23-2

DATE	UA/OPP RNK	SITE	RESULT
Oct. 16, 1920		Fayetteville, Ark.	L, 19-2
Nov. 24, 1921		Fort Worth, Texas	L, 19-14
Nov. 27, 1924		Fayetteville, Ark.	W, 20-0
Nov. 14, 1925		Fort Worth, Texas	L, 3-0
Nov. 12, 1926		Fayetteville, Ark.	L, 10-7
Nov. 5, 1927		Fort Worth, Texas	W, 10-3
Oct. 11, 1930		Fort Worth, Texas	L, 40-0
Oct. 31, 1931		Fayetteville, Ark.	L, 7-0
Oct. 8, 1932		Fort Worth, Texas	L, 34-12
Oct. 7, 1933		Fayetteville, Ark.	W, 13-0
Oct. 6, 1934		Fort Worth, Texas	W, 24-10
Oct. 5, 1935		Fayetteville, Ark.	L, 13-7
Oct. 3, 1936		Fort Worth, Texas	L, 18-14
Oct. 2, 1937		Fayetteville, Ark.	T, 7-7
Oct. 1, 1938		Fort Worth, Texas	L, 21-14
Oct. 7, 1939		Fayetteville, Ark.	W, 14-13
Oct. 5, 1940		Fort Worth, Texas	L, 20-0
Oct. 4, 1941		Fayetteville, Ark.	L, 9-0
Oct. 3, 1942		Fort Worth, Texas	L, 13-6
Oct. 2, 1943		Little Rock, Ark.	L, 13-0
Oct. 7, 1944		Fort Worth, Texas	T, 6-6
Oct. 6, 1945		Fayetteville, Ark.	W, 27-14
Oct. 5, 1946		Fort Worth, Texas	W, 34-14
Oct. 4, 1947		Fayetteville, Ark.	W, 6-0
Oct. 2, 1948		Fort Worth, Texas	W, 27-14
Oct. 1, 1949		Fayetteville, Ark.	W, 27-7
Oct. 7, 1950		Fort Worth, Texas	L, 13-6
Oct. 6, 1951		Little Rock, Ark.	L, 17-7
Oct. 4, 1952		Fort Worth, Texas	L, 13-7
Oct. 3, 1953		Fayetteville, Ark.	W, 13-6
Oct. 2, 1954		Fort Worth, Texas	W, 20-13
Oct. 1, 1955	NR/10	Fayetteville, Ark.	L, 26-0
Oct. 6, 1956		Fort Worth, Texas	L, 41-6
Oct. 5, 1957	NR/18	Little Rock, Ark.	W, 20-7
Oct. 4, 1958		Fort Worth, Texas	L, 12-7
Oct. 3, 1959		Fayetteville, Ark.	W, 3-0
Oct. 1, 1960	14/NR	Fort Worth, Texas	W, 7-0
Oct. 7, 1961	NR/18	Little Rock, Ark.	W, 28-3
Oct. 6, 1962	15/NR	Fort Worth, Texas	W, 42-14
Oct. 5, 1963	12/25	Fayetteville, Ark.	W, 18-3
Oct. 3, 1964	11/NR	Fort Worth, Texas	W, 29-6
Oct. 2, 1965	4/NR	Little Rock, Ark.	W, 28-0
Oct. 1, 1966	7/NR	Fort Worth, Texas	W, 21-0
Oct. 7, 1967		Fayetteville, Ark.	W, 26-0
Oct. 5, 1968	20/NR	Fort Worth, Texas	W, 17-7
Oct. 4, 1969	3/NR	Little Rock, Ark.	W, 24-6
Oct. 3, 1970	11/NR	Fort Worth, Texas	W, 49-14
Oct. 2, 1971	18/NR	Fayetteville, Ark.	W, 49-15
Oct. 7, 1972		Fort Worth, Texas	W, 27-13
Oct. 6, 1973		Little Rock, Ark.	W, 13-5
Oct. 5, 1974	20/NR	Fort Worth, Texas	W, 49-0
Oct. 4, 1975		Little Rock, Ark.	W, 19-8
Oct. 2, 1976		Fayetteville, Ark.	W, 46-14
Oct. 1, 1977	12/NR	Fort Worth, Texas	W, 42-6
Oct. 7, 1978	4/NR	Little Rock, Ark.	W, 42-3
Oct. 6, 1979	13/NR	Fayetteville, Ark.	W, 16-13
Oct. 4, 1980	14/NR	Fayetteville, Ark.	W, 44-7
Oct. 3, 1981	18/NR	Fort Worth, Texas	L, 28-24
Oct. 2, 1982	10/NR	Little Rock, Ark.	W, 35-0
Oct. 1, 1983		Fort Worth, Texas	W, 38-21
Oct. 6, 1984		Fayetteville, Ark.	L, 32-31
Oct. 5, 1985	10/NR	Fort Worth, Texas	W, 41-0
Oct. 4, 1986	8/NR	Fayetteville, Ark.	W, 34-17
Oct. 3, 1987		Fort Worth, Texas	W, 20-10
Oct. 1, 1988		Fayetteville, Ark.	W, 53-10
Oct. 7, 1989	7/NR	Fort Worth, Texas	W, 41-19
Oct. 6, 1990	21/NR	Little Rock, Ark.	L, 54-26
Oct. 5, 1991		Fort Worth, Texas	W, 22-21
Sept. 10, 2016	NR/15	Fort Worth, Texas	W, 41-38 (20T)

TEXAS A&M

Arkansas leads the series 41-29-3

DATE	UA/OPP RNK	SITE	RESULT
Oct. 31, 1903		Arlington, Texas	L, 6-0
Oct. 29, 1910		Fayetteville, Ark.	W, 5-0
Oct. 18, 1912		Dallas, Texas	L, 27-0
Oct. 15, 1927		College Station, Texas	L, 40-6
Oct. 29, 1928		Fayetteville, Ark.	W, 27-12
Oct. 26, 1929		College Station, Texas	W, 14-13
Oct. 25, 1930		Little Rock, Ark.	W, 13-0
Nov. 3, 1934		College Station, Texas	T, 7-7
Nov. 2, 1935		Little Rock, Ark.	W, 14-7
Oct. 31, 1936		College Station, Texas	W, 18-0
Oct. 30, 1937	20/NR	Fayetteville, Ark.	W, 26-13
Oct. 29, 1938		College Station, Texas	L, 13-7
Nov. 4, 1939	NR/5	Fayetteville, Ark.	L, 27-0
Nov. 2, 1940	NR/5	College Station, Texas	L, 17-0
Nov. 1, 1941	NR/5	Little Rock, Ark.	L, 7-0
Oct. 31, 1942		College Station, Texas	L, 41-0
Oct. 30, 1943	NR/19	Fayetteville, Ark.	L, 13-0
Nov. 4, 1944		College Station, Texas	W, 7-6
Nov. 3, 1945		Fayetteville, Ark.	L, 34-0
Nov. 2, 1946		College Station, Texas	W, 7-0
Nov. 1, 1947		Fayetteville, Ark.	T, 21-21
Oct. 30, 1948		College Station, Texas	W, 28-6
Oct. 29, 1949		Fayetteville, Ark.	W, 27-6
Nov. 4, 1950		College Station, Texas	L, 42-13
Nov. 3, 1951	NR/18	Fayetteville, Ark.	W, 33-21
Nov. 1, 1952		College Station, Texas	L, 31-12
Oct. 31, 1953		Little Rock, Ark.	W, 41-14
Oct. 30, 1954	4/NR	College Station, Texas	W, 14-7
Oct. 29, 1955	NR/11	Fayetteville, Ark.	T, 7-7
Nov. 3, 1956		College Station, Texas	L, 27-0
Nov. 2, 1957	11/1	Fayetteville, Ark.	L, 7-6
Nov. 1, 1958		College Station, Texas	W, 21-8
Oct. 31, 1959	17/NR	Fayetteville, Ark.	W, 12-7
Oct. 29, 1960	12/NR	College Station, Texas	W, 7-3
Nov. 4, 1961	22/NR	Fayetteville, Ark.	W, 15-8
Nov. 3, 1962	8/NR	College Station, Texas	W, 17-7
Nov. 2, 1963	11/NR	Little Rock, Ark.	W, 21-7
Oct. 31, 1964	4/NR	College Station, Texas	W, 17-0
Oct. 30, 1965	2/NR	Little Rock, Ark.	W, 31-0
Oct. 29, 1966	9/21	College Station, Texas	W, 34-0
Nov. 4, 1967		Fayetteville, Ark.	L, 33-21
Nov. 2, 1968	17/NR	College Station, Texas	W, 25-22
Nov. 1, 1969	4/NR	Fayetteville, Ark.	W, 35-13
Oct. 31, 1970	8/NR	College Station, Texas	W, 45-6
Oct. 30, 1971	8/NR	Little Rock, Ark.	L, 17-9
Nov. 4, 1972	20/NR	College Station, Texas	L, 10-7
Nov. 3, 1973		Fayetteville, Ark.	W, 14-10
Nov. 2, 1974	NR/8	College Station, Texas	L, 20-10
Dec. 6, 1975	18/2	Little Rock, Ark.	W, 31-6
Nov. 13, 1976	13/16	Little Rock, Ark.	L, 31-10
Nov. 12, 1977	8/11	College Station, Texas	W, 26-20
Nov. 18, 1978	13/NR	Little Rock, Ark.	W, 26-7
Nov. 17, 1979	8/NR	College Station, Texas	W, 22-10
Nov. 15, 1980		Fayetteville, Ark.	W, 27-24
Nov. 14, 1981	16/NR	College Station, Texas	W, 10-7
Nov. 13, 1982	10/NR	Little Rock, Ark.	W, 35-0
Nov. 12, 1983		College Station, Texas	L, 36-23
Nov. 17, 1984		Fayetteville, Ark.	W, 28-0
Nov. 16, 1985	9/NR	College Station, Texas	L, 10-6
Nov. 15, 1986	17/7	Little Rock, Ark.	W, 14-10
Nov. 14, 1987	20/19	College Station, Texas	L, 14-0
Nov. 12, 1988	11/NR	Fayetteville, Ark.	W, 25-20
Nov. 24, 1989	9/14	College Station, Texas	W, 23-22
Nov. 17, 1990		Fayetteville, Ark.	L, 20-16
Nov. 16, 1991	NR/13	College Station, Texas	L, 13-3
Oct. 3, 2009		Arlington, Texas	W, 47-19
Oct. 9, 2010	11/NR	Arlington, Texas	W, 24-17
Oct. 1, 2011	18/14	Arlington, Texas	W, 42-38
Sept. 29, 2012		College Station, Texas	L, 58-10
Sept. 28, 2013	NR/10	Fayetteville, Ark.	L, 45-33

Sept. 27, 2014	NR/6	Arlington, Texas	L, 35-28 (OT)
Sept. 26, 2015	NR/14	Arlington, Texas	L, 28-21 (OT)
Sept. 24, 2016	17/10	Arlington, Texas	L, 45-24

NEW MEXICO STATE

Arkansas leads the series 5-0

DATE	UA/OPP RNK	SITE	RESULT
Sept. 10, 1977		Little Rock, Ark.	W, 53-10
Sept. 28, 1985		Little Rock, Ark.	W, 45-13
Sept. 27, 1986		Little Rock, Ark.	W, 42-11
Nov. 15, 2003		Fayetteville, Ark.	W, 48-20
Sept. 4, 2004		Fayetteville, Ark.	W, 63-13

SOUTH CAROLINA

Arkansas leads the series 13-9

DATE	UA/OPP RNK	SITE	RESULT
Sept. 12, 1992		Columbia, S.C.	W, 45-7
Sept. 11, 1993	NR/19	Fayetteville, Ark.	W, 18-17
Sept. 10, 1994		Columbia, S.C.	L, 14-0
Sept. 9, 1995		Fayetteville, Ark.	W, 51-21
Oct. 19, 1996		Columbia, S.C.	L, 23-17
Oct. 18, 1997		Little Rock, Ark.	L, 39-13
Oct. 17, 1998	17/NR	Columbia, S.C.	W, 41-28
Oct. 16, 1999		Little Rock, Ark.	W, 48-14
Oct. 14, 2000	NR/24	Columbia, S.C.	L, 27-7
Oct. 13, 2001	NR/9	Little Rock, Ark.	W, 10-7
Nov. 9, 2002		Columbia, S.C.	W, 23-0
Nov. 6, 2003		Little Rock, Ark.	W, 28-6
Nov. 6, 2004		Columbia, S.C.	L, 35-32
Nov. 5, 2005		Fayetteville, Ark.	L, 14-10
Nov. 4, 2006	12/NR	Columbia, S.C.	W, 26-20
Nov. 3, 2007	NR/23	Fayetteville, Ark.	W, 48-36
Nov. 8, 2008		Columbia, S.C.	L, 34-21
Nov. 7, 2009		Fayetteville, Ark.	W, 33-16
Nov. 6, 2010	17/18	Columbia, S.C.	W, 41-20
Nov. 5, 2011	8/10	Fayetteville, Ark.	W, 44-28
Nov. 10, 2012	NR/12	Columbia, S.C.	L, 38-20
Oct. 12, 2013	NR/14	Fayetteville, Ark.	L, 52-7

ALABAMA

Alabama leads the series 19-8

DATE	UA/OPP RNK	SITE	RESULT
Jan. 1, 1961	9/1	New Orleans, La.	L, 10-3
Jan. 1, 1980	6/2	New Orleans, La.	L, 24-9
Sept. 19, 1992	NR/9	Little Rock, Ark.	L, 38-11
Sept. 18, 1993	NR/2	Tuscaloosa, Ala.	W, 3-43@
Sept. 17, 1994	NR/12	Fayetteville, Ark.	L, 13-6
Sept. 16, 1995	NR/13	Tuscaloosa, Ala.	W, 20-19
Sept. 21, 1996	NR/13	Little Rock, Ark.	L, 17-7
Sept. 20, 1997	NR/11	Tuscaloosa, Ala.	W, 17-16
Sept. 26, 1998	NR/22	Fayetteville, Ark.	W, 42-6
Sept. 25, 1999	14/NR	Tuscaloosa, Ala.	L, 35-28
Sept. 23, 2000		Fayetteville, Ark.	W, 28-21
Sept. 22, 2001		Tuscaloosa, Ala.	L, 31-10
Sept. 28, 2002		Fayetteville, Ark.	L, 30-12
Sept. 27, 2003	9/NR	Tuscaloosa, Ala.	W, 34-31 (20T)
Sept. 25, 2004		Fayetteville, Ark.	W, 27-10
Sept. 24, 2005		Tuscaloosa, Ala.	L, 24-13^
Sept. 23, 2006	NR/22	Fayetteville, Ark.	W, 24-23 (20T)
Sept. 15, 2007	16/NR	Tuscaloosa, Ala.	L, 41-38^
Sept. 20, 2008	NR/9	Fayetteville, Ark.	L, 49-14
Sept. 26, 2009	NR/3	Tuscaloosa, Ala.	L, 35-7
Sept. 25, 2010	10/1	Fayetteville, Ark.	L, 24-20
Sept. 24, 2011	14/3	Tuscaloosa, Ala.	L, 38-14
Sept. 15, 2012	NR/1	Fayetteville, Ark.	L, 52-0
Oct. 19, 2013	NR/1	Tuscaloosa, Ala.	L, 52-0
Oct. 11, 2014	NR/7	Fayetteville, Ark.	L, 14-13
Oct. 10, 2015	NR/8	Tuscaloosa, Ala.	L, 27-14
Oct. 8, 2016	16/1	Fayetteville, Ark.	L, 49-30

@ Arkansas victory by NCAA-imposed forfeit

^Win vacated due to NCAA Committee on Infractions penalty



ARKANSAS SPIRIT GROUPS

AUBURN

Auburn leads the series 14-11-1

DATE	UA/OPP		SITE	RESULT
	RNK			
Dec. 27, 1984	NR/11	Memphis, Tenn.	L, 21-15	
Oct. 31, 1992		Auburn, Ala.	T, 24-24	
Oct. 30, 1993		Fayetteville, Ark.	L, 31-21	
Oct. 29, 1994	NR/4	Auburn, Ala.	L, 31-14	
Oct. 28, 1995	NR/11	Little Rock, Ark.	W, 30-28	
Nov. 2, 1996		Auburn, Ala.	L, 28-7	
Oct. 25, 1997	NR/11	Fayetteville, Ark.	L, 26-21	
Oct. 31, 1998	14/NR	Auburn, Ala.	W, 24-21	
Oct. 30, 1999		Fayetteville, Ark.	W, 34-10	
Oct. 28, 2000	NR/25	Auburn, Ala.	L, 21-19	
Oct. 27, 2001	NR/17	Fayetteville, Ark.	W, 42-17	
Oct. 12, 2002	NR/24	Auburn, Ala.	W, 38-17	
Oct. 11, 2003	7/NR	Fayetteville, Ark.	L, 10-3	
Oct. 16, 2004	NR/4	Auburn, Ala.	L, 38-20	
Oct. 15, 2005	NR/21	Fayetteville, Ark.	L, 34-17	
Oct. 7, 2006	NR/2	Auburn, Ala.	W, 27-10	
Oct. 13, 2007	NR/22	Fayetteville, Ark.	L, 9-7	
Oct. 11, 2008	NR/20	Auburn, Ala.	W, 25-22	
Oct. 10, 2009	NR/17	Fayetteville, Ark.	W, 44-23	
Oct. 16, 2010	12/7	Auburn, Ala.	L, 65-43	
Oct. 8, 2011	10/15	Fayetteville, Ark.	W, 38-14	
Oct. 6, 2012		Auburn, Ala.	W, 24-7	
Nov. 2, 2013	NR/8	Fayetteville, Ark.	L, 35-17	
Aug. 30, 2014	NR/6	Auburn, Ala.	L, 45-21	
Oct. 24, 2015		Fayetteville, Ark.	W, 54-46 (4OT)	
Oct. 22, 2016	17/21	Auburn, Ala.	L, 56-3	

OLE MISS

Arkansas leads the series 35-27-1

DATE	UA/OPP		SITE	RESULT
	RNK			
Oct. 10, 1908		Fayetteville, Ark.	W, 33-0	
Nov. 15, 1913		Little Rock, Ark.	L, 21-10	
Nov. 14, 1914		Little Rock, Ark.	W, 1-0	
Oct. 25, 1924		Little Rock, Ark.	W, 20-0	
Oct. 2, 1926		Fayetteville, Ark.	W, 21-6	
Sept. 29, 1928		Oxford, Miss.	L, 25-0	
Nov. 13, 1937	20/NR	Memphis, Tenn.	W, 32-6	
Nov. 16, 1938		Memphis, Tenn.	L, 20-14	
Oct. 26, 1940		Memphis, Tenn.	W, 21-20	
Nov. 22, 1941		Memphis, Tenn.	L, 18-0	
Oct. 24, 1942		Memphis, Tenn.	W, 7-6	
Oct. 28, 1944		Memphis, Tenn.	W, 26-18	
Oct. 27, 1945		Memphis, Tenn.	W, 19-0	
Oct. 26, 1946		Memphis, Tenn.	L, 9-7	
Oct. 25, 1947		Memphis, Tenn.	W, 19-14	
Oct. 25, 1952		Little Rock, Ark.	L, 34-7	
Oct. 24, 1953		Memphis, Tenn.	L, 28-0	
Oct. 23, 1954	7/5	Little Rock, Ark.	W, 6-0	
Oct. 22, 1955		Oxford, Miss.	L, 17-7	
Oct. 27, 1956		Little Rock, Ark.	W, 14-0	
Oct. 26, 1957	NR/6	Memphis, Tenn.	W, 12-6	
Oct. 25, 1958	NR/6	Little Rock, Ark.	L, 14-12	
Oct. 24, 1959	10/4	Memphis, Tenn.	L, 28-0	
Oct. 22, 1960	14/2	Little Rock, Ark.	L, 10-7	
Sept. 23, 1961	12/9	Jackson, Miss.	L, 16-0	
Jan. 1, 1963	6/3	New Orleans, La.	L, 17-13	
Jan. 1, 1970	3/13	New Orleans, La.	L, 27-22	
Sept. 26, 1981		Jackson, Miss.	W, 27-13	
Sept. 25, 1982	9/NR	Little Rock, Ark.	W, 14-12	
Sept. 24, 1983		Jackson, Miss.	L, 13-10	
Sept. 15, 1984		Little Rock, Ark.	T, 14-14	
Sept. 14, 1985	14/NR	Jackson, Miss.	W, 24-19	
Sept. 13, 1986	18/NR	Little Rock, Ark.	W, 21-0	
Sept. 12, 1987	13/NR	Jackson, Miss.	W, 31-10	
Sept. 17, 1988		Little Rock, Ark.	W, 21-13	

Sept. 23, 1989	8/NR	Jackson, Miss.	W, 24-17
Sept. 22, 1990	13/NR	Little Rock, Ark.	L, 21-17
Sept. 28, 1991		Jackson, Miss.	L, 24-17
Oct. 17, 1992		Little Rock, Ark.	L, 17-3
Oct. 16, 1993		Jackson, Miss.	L, 19-0
Oct. 15, 1994		Fayetteville, Ark.	W, 31-7
Oct. 14, 1995		Memphis, Tenn.	W, 13-6
Nov. 9, 1996		Fayetteville, Ark.	W, 13-7
Nov. 6, 1997		Oxford, Miss.	L, 19-9
Nov. 7, 1998	11/NR	Fayetteville, Ark.	W, 34-0
Nov. 6, 1999	NR/23	Oxford, Miss.	L, 38-16
Nov. 4, 2000		Fayetteville, Ark.	L, 38-24
Nov. 3, 2001		Oxford, Miss.	W, 58-56 (7OT)
Oct. 26, 2002		Fayetteville, Ark.	W, 48-28
Oct. 25, 2003	21/NR	Oxford, Miss.	L, 19-7
Nov. 13, 2004		Fayetteville, Ark.	W, 35-3
Nov. 12, 2005		Oxford, Miss.	W, 28-17
Oct. 21, 2006	15/NR	Fayetteville, Ark.	W, 38-3
Oct. 20, 2007		Oxford, Miss.	W, 44-8
Oct. 25, 2008		Fayetteville, Ark.	L, 23-21
Oct. 24, 2009		Oxford, Miss.	L, 30-17
Oct. 23, 2010	21/NR	Fayetteville, Ark.	W, 38-24
Oct. 22, 2011	10/NR	Oxford, Miss.	W, 29-24
Oct. 27, 2012		Little Rock, Ark.	L, 30-27
Nov. 9, 2013		Oxford, Miss.	L, 34-24
Nov. 22, 2014	NR/8	Fayetteville, Ark.	W, 30-0
Nov. 7, 2015	NR/18	Oxford, Miss.	W, 53-52 (OT)
Oct. 15, 2016	22/12	Fayetteville, Ark.	W, 34-30

LSU

LSU leads the series 38-22-2

DATE	UA/OPP		SITE	RESULT
	RNK			
Nov. 22, 1901		Baton Rouge, La.	L, 15-0	
Nov. 30, 1906		Baton Rouge, La.	T, 6-6	
Nov. 9, 1907		Little Rock, Ark.	L, 17-12	
Nov. 26, 1908		Little Rock, Ark.	L, 36-4	
Nov. 13, 1909		Memphis, Tenn.	W, 16-0	
Nov. 24, 1910		Little Rock, Ark.	W, 51-0	
Nov. 23, 1911		Little Rock, Ark.	W, 11-0	
Nov. 9, 1912		Little Rock, Ark.	L, 7-6	
Nov. 8, 1913		Shreveport, La.	L, 12-7	
Nov. 7, 1914		Shreveport, La.	W, 20-12	
Nov. 6, 1915		Shreveport, La.	L, 13-7	
Nov. 4, 1916		Shreveport, La.	L, 17-7	
Nov. 3, 1917		Shreveport, La.	W, 14-0	
Oct. 25, 1919		Shreveport, La.	L, 20-0	
Nov. 6, 1920		Shreveport, La.	L, 3-0	
Nov. 5, 1921		Shreveport, La.	L, 10-7	
Oct. 28, 1922		Shreveport, La.	W, 40-6	
Oct. 27, 1923		Shreveport, La.	W, 26-13	
Nov. 1, 1924		Shreveport, La.	W, 10-7	
Oct. 31, 1925		Shreveport, La.	W, 12-0	
Nov. 6, 1926		Shreveport, La.	L, 14-0	
Oct. 29, 1927		Shreveport, La.	W, 28-0	
Nov. 3, 1928		Shreveport, La.	W, 7-0	
Nov. 2, 1929		Shreveport, La.	W, 32-0	
Nov. 1, 1930		Shreveport, La.	L, 27-12	
Oct. 24, 1931		Shreveport, La.	L, 13-6	
Oct. 22, 1932		Shreveport, La.	L, 14-0	
Oct. 21, 1933		Shreveport, La.	L, 20-0	
Oct. 20, 1934		Shreveport, La.	L, 16-0	
Oct. 19, 1935		Shreveport, La.	L, 13-7	
Oct. 24, 1936	NR/13	Shreveport, La.	L, 19-7	
Jan. 1, 1947	16/8	Dallas, Texas	T, 0-0	
Nov. 21, 1953		Little Rock, Ark.	L, 9-8	
Nov. 20, 1954	9/NR	Shreveport, La.	L, 7-6	
Nov. 19, 1955		Little Rock, Ark.	L, 13-7	
Nov. 24, 1956		Shreveport, La.	L, 21-7	
Jan. 1, 1966	2/NR	Dallas, Texas	L, 14-7	

Nov. 27, 1992		Fayetteville, Ark.	W, 30-6
Nov. 27, 1993		Baton Rouge, La.	W, 42-24
Nov. 26, 1994		Little Rock, Ark.	L, 30-12
Nov. 18, 1995	14/NR	Baton Rouge, La.	L, 28-0
Nov. 29, 1996	NR/19	Little Rock, Ark.	L, 17-7
Nov. 28, 1997	NR/17	Baton Rouge, La.	L, 31-21
Nov. 27, 1998	13/NR	Little Rock, Ark.	W, 41-14
Nov. 26, 1999	17/NR	Baton Rouge, La.	L, 35-10
Nov. 24, 2000	NR/24	Little Rock, Ark.	W, 14-3
Nov. 23, 2001	24/NR	Baton Rouge, La.	L, 41-38
Nov. 29, 2002	NR/18	Little Rock, Ark.	W, 21-20
Nov. 28, 2003	NR/3	Baton Rouge, La.	L, 55-24
Nov. 26, 2004	NR/14	Little Rock, Ark.	L, 43-14
Nov. 19, 2005	NR/3	Baton Rouge, La.	L, 19-17
Nov. 24, 2006	5/9	Little Rock, Ark.	L, 36-26
Nov. 23, 2007	NR/1	Baton Rouge, La.	W, 50-48 (3OT)
Nov. 28, 2008		Little Rock, Ark.	W, 31-30
Nov. 28, 2009	NR/17	Baton Rouge, La.	L, 33-30 (OT)
Nov. 27, 2010	12/6	Little Rock, Ark.	W, 31-23
Nov. 25, 2011	3/1	Baton Rouge, La.	L, 41-17
Nov. 23, 2012	NR/8	Fayetteville, Ark.	L, 20-13
Nov. 29, 2013	NR/15	Baton Rouge, La.	L, 31-27
Nov. 15, 2014	NR/20	Fayetteville, Ark.	W, 17-0
Nov. 14, 2015	NR/9	Baton Rouge, La.	W, 31-14
Nov. 12, 2016	25/24	Fayetteville, Ark.	L, 38-10

MISSISSIPPI STATE

Arkansas leads the series 16-10-1

DATE	UA/OPP		SITE	RESULT
	RNK			
Nov. 25, 1916		Memphis, Tenn.	L, 20-7	
Sept. 30, 1939		Memphis, Tenn.	L, 19-0	
Nov. 7, 1992	NR/19	Starkville, Miss.	L, 10-3	
Nov. 6, 1993		Little Rock, Ark.	T, 13-13	
Nov. 5, 1994	NR/24	Starkville, Miss.	L, 17-7	
Nov. 4, 1995		Little Rock, Ark.	W, 26-21 (OT)	
Nov. 23, 1996		Starkville, Miss.	W, 16-13	
Nov. 22, 1997	NR/14	Fayetteville, Ark.	W, 17-7	
Nov. 21, 1998	9/NR	Starkville, Miss.	L, 22-21	
Nov. 20, 1999	22/12	Little Rock, Ark.	W, 14-9	
Nov. 18, 2000	NR/13	Starkville, Miss.	W, 17-10 (OT)	
Nov. 17, 2001		Fayetteville, Ark.	W, 24-21	
Nov. 23, 2002		Starkville, Miss.	W, 26-19	
Nov. 22, 2003		Fayetteville, Ark.	W, 52-6	
Nov. 20, 2004		Starkville, Miss.	W, 24-21	
Nov. 10, 2005		Little Rock, Ark.	W, 44-10	
Nov. 18, 2006	5/NR	Starkville, Miss.	W, 28-14	
Nov. 17, 2007		Little Rock, Ark.	W, 45-31	
Nov. 22, 2008		Starkville, Miss.	L, 31-28	
Nov. 21, 2009		Little Rock, Ark.	W, 42-21	
Nov. 20, 2010	13/22	Starkville, Miss.	W, 38-31 (2OT)	
Nov. 19, 2011	6/NR	Little Rock, Ark.	W, 44-17	
Nov. 17, 2012		Starkville, Miss.	L, 45-14	
Nov. 23, 2013		Little Rock, Ark.	L, 24-17	
Nov. 1, 2014		Starkville, Miss.	L, 17-10	
Nov. 21, 2015		Fayetteville, Ark.	L, 51-50	
Nov. 18, 2016		Starkville, Miss.	W, 58-42	

MISSOURI

Missouri leads the series 5-3

DATE	UA/OPP		SITE	RESULT
	RNK			
Nov. 10, 1906		Columbia, Mo.	L, 11-0	
Sept. 23, 1944		Columbia, Mo.	W, 7-6	
Sept. 28, 1963	8/NR	Little Rock, Ark.	L, 7-6	
Dec. 31, 2003		Shreveport, La.	W, 27-14	
Jan. 1, 2008	25/7	Dallas, Texas	L, 38-7	
Nov. 28, 2014	NR/17	Columbia, Mo.	L, 21-14	
Nov. 27, 2015		Fayetteville, Ark.	W, 28-3	
Nov. 25, 2016		Columbia, Mo.	L, 35-24	



AGAINST 2017 OPPONENTS

AUBURN

Auburn leads the series 14-11-1

DATE	UA/OPP		RESULT
	RNK	SITE	
Dec. 27, 1984	NR/11	Memphis, Tenn.	L, 21-15
Oct. 31, 1992		Auburn, Ala.	T, 24-24
Oct. 30, 1993		Fayetteville, Ark.	L, 31-21
Oct. 29, 1994	NR/4	Auburn, Ala.	L, 31-14
Oct. 28, 1995	NR/11	Little Rock, Ark.	W, 30-28
Nov. 2, 1996		Auburn, Ala.	L, 28-7
Oct. 25, 1997	NR/11	Fayetteville, Ark.	L, 26-21
Oct. 31, 1998	14/NR	Auburn, Ala.	W, 24-21
Oct. 30, 1999		Fayetteville, Ark.	W, 34-10
Oct. 28, 2000	NR/25	Auburn, Ala.	L, 21-19
Oct. 27, 2001	NR/17	Fayetteville, Ark.	W, 42-17
Oct. 12, 2002	NR/24	Auburn, Ala.	W, 38-17
Oct. 11, 2003	7/NR	Fayetteville, Ark.	L, 10-3
Oct. 16, 2004	NR/4	Auburn, Ala.	L, 38-20
Oct. 15, 2005	NR/21	Fayetteville, Ark.	L, 34-17
Oct. 7, 2006	NR/2	Auburn, Ala.	W, 27-10
Oct. 13, 2007	NR/22	Fayetteville, Ark.	L, 9-7
Oct. 11, 2008	NR/20	Auburn, Ala.	W, 25-22
Oct. 10, 2009	NR/17	Fayetteville, Ark.	W, 44-23
Oct. 16, 2010	12/7	Auburn, Ala.	L, 65-43
Oct. 8, 2011	10/15	Fayetteville, Ark.	W, 38-14
Oct. 6, 2012		Auburn, Ala.	W, 24-7
Nov. 2, 2013	NR/8	Fayetteville, Ark.	L, 35-17
Aug. 30, 2014	NR/6	Auburn, Ala.	L, 45-21
Oct. 24, 2015		Fayetteville, Ark.	W, 54-46 (4OT)
Oct. 22, 2016	17/21	Auburn, Ala.	L, 56-3

OLE MISS

Arkansas leads the series 35-27-1

DATE	UA/OPP		RESULT
	RNK	SITE	
Oct. 10, 1908		Fayetteville, Ark.	W, 33-0
Nov. 15, 1913		Little Rock, Ark.	L, 21-10
Nov. 14, 1914		Little Rock, Ark.	W, 1-0
Oct. 25, 1924		Little Rock, Ark.	W, 20-0
Oct. 2, 1926		Fayetteville, Ark.	W, 21-6
Sept. 29, 1928		Oxford, Miss.	L, 25-0
Nov. 13, 1937	20/NR	Memphis, Tenn.	W, 32-6
Nov. 16, 1938		Memphis, Tenn.	L, 20-14
Oct. 26, 1940		Memphis, Tenn.	W, 21-20
Nov. 22, 1941		Memphis, Tenn.	L, 18-0
Oct. 24, 1942		Memphis, Tenn.	W, 7-6
Oct. 28, 1944		Memphis, Tenn.	W, 26-18
Oct. 27, 1945		Memphis, Tenn.	W, 19-0
Oct. 26, 1946		Memphis, Tenn.	L, 9-7
Oct. 25, 1947		Memphis, Tenn.	W, 19-14
Oct. 25, 1952		Little Rock, Ark.	L, 34-7
Oct. 24, 1953		Memphis, Tenn.	L, 28-0
Oct. 23, 1954	7/5	Little Rock, Ark.	W, 6-0
Oct. 22, 1955		Oxford, Miss.	L, 17-7
Oct. 27, 1956		Little Rock, Ark.	W, 14-0
Oct. 26, 1957	NR/6	Memphis, Tenn.	W, 12-6
Oct. 25, 1958	NR/6	Little Rock, Ark.	L, 14-12
Oct. 24, 1959	10/4	Memphis, Tenn.	L, 28-0
Oct. 22, 1960	14/2	Little Rock, Ark.	L, 10-7
Sept. 23, 1961	12/9	Jackson, Miss.	L, 16-0
Jan. 1, 1963	6/3	New Orleans, La.	L, 17-13
Jan. 1, 1970	3/13	New Orleans, La.	L, 27-22
Sept. 26, 1981		Jackson, Miss.	W, 27-13
Sept. 25, 1982	9/NR	Little Rock, Ark.	W, 14-12
Sept. 24, 1983		Jackson, Miss.	L, 13-10
Sept. 15, 1984		Little Rock, Ark.	T, 14-14
Sept. 14, 1985	14/NR	Jackson, Miss.	W, 24-19
Sept. 13, 1986	18/NR	Little Rock, Ark.	W, 21-0
Sept. 12, 1987	13/NR	Jackson, Miss.	W, 31-10
Sept. 17, 1988		Little Rock, Ark.	W, 21-13

Sept. 23, 1989	8/NR	Jackson, Miss.	W, 24-17
Sept. 22, 1990	13/NR	Little Rock, Ark.	L, 21-17
Sept. 28, 1991		Jackson, Miss.	L, 24-17
Oct. 17, 1992		Little Rock, Ark.	L, 17-3
Oct. 16, 1993		Jackson, Miss.	L, 19-0
Oct. 15, 1994		Fayetteville, Ark.	W, 31-7
Oct. 14, 1995		Memphis, Tenn.	W, 13-6
Nov. 9, 1996		Fayetteville, Ark.	W, 13-7
Nov. 6, 1997		Oxford, Miss.	L, 19-9
Nov. 7, 1998	11/NR	Fayetteville, Ark.	W, 34-0
Nov. 6, 1999	NR/23	Oxford, Miss.	L, 38-16
Nov. 4, 2000		Fayetteville, Ark.	L, 38-24
Nov. 3, 2001		Oxford, Miss.	W, 58-56 (7OT)
Oct. 26, 2002		Fayetteville, Ark.	W, 48-28
Oct. 25, 2003	21/NR	Oxford, Miss.	L, 19-7
Nov. 13, 2004		Fayetteville, Ark.	W, 35-3
Nov. 12, 2005		Oxford, Miss.	W, 28-17
Oct. 21, 2006	15/NR	Fayetteville, Ark.	W, 38-3
Oct. 20, 2007		Oxford, Miss.	W, 44-8
Oct. 25, 2008		Fayetteville, Ark.	L, 23-21
Oct. 24, 2009		Oxford, Miss.	L, 30-17
Oct. 23, 2010	21/NR	Fayetteville, Ark.	W, 38-24
Oct. 22, 2011	10/NR	Oxford, Miss.	W, 29-24
Oct. 27, 2012		Little Rock, Ark.	L, 30-27
Nov. 9, 2013		Oxford, Miss.	L, 34-24
Nov. 22, 2014	NR/8	Fayetteville, Ark.	W, 30-0
Nov. 7, 2015	NR/18	Oxford, Miss.	W, 53-52 (OT)
Oct. 15, 2016	22/12	Fayetteville, Ark.	W, 34-30

LSU

LSU leads the series 38-22-2

DATE	UA/OPP		RESULT
	RNK	SITE	
Nov. 22, 1901		Baton Rouge, La.	L, 15-0
Nov. 30, 1906		Baton Rouge, La.	T, 6-6
Nov. 9, 1907		Little Rock, Ark.	L, 17-12
Nov. 26, 1908		Little Rock, Ark.	L, 36-4
Nov. 13, 1909		Memphis, Tenn.	W, 16-0
Nov. 24, 1910		Little Rock, Ark.	W, 51-0
Nov. 23, 1911		Little Rock, Ark.	W, 11-0
Nov. 9, 1912		Little Rock, Ark.	L, 7-6
Nov. 8, 1913		Shreveport, La.	L, 12-7
Nov. 7, 1914		Shreveport, La.	W, 20-12
Nov. 6, 1915		Shreveport, La.	L, 13-7
Nov. 4, 1916		Shreveport, La.	L, 17-7
Nov. 3, 1917		Shreveport, La.	W, 14-0
Oct. 25, 1919		Shreveport, La.	L, 20-0
Nov. 6, 1920		Shreveport, La.	L, 3-0
Nov. 5, 1921		Shreveport, La.	L, 10-7
Oct. 28, 1922		Shreveport, La.	W, 40-6
Oct. 27, 1923		Shreveport, La.	W, 26-13
Nov. 1, 1924		Shreveport, La.	W, 10-7
Oct. 31, 1925		Shreveport, La.	W, 12-0
Nov. 6, 1926		Shreveport, La.	L, 14-0
Oct. 29, 1927		Shreveport, La.	W, 28-0
Nov. 3, 1928		Shreveport, La.	W, 7-0
Nov. 2, 1929		Shreveport, La.	W, 32-0
Nov. 1, 1930		Shreveport, La.	L, 27-12
Oct. 24, 1931		Shreveport, La.	L, 13-6
Oct. 22, 1932		Shreveport, La.	L, 14-0
Oct. 21, 1933		Shreveport, La.	L, 20-0
Oct. 20, 1934		Shreveport, La.	L, 16-0
Oct. 19, 1935		Shreveport, La.	L, 13-7
Oct. 24, 1936	NR/13	Shreveport, La.	L, 19-7
Jan. 1, 1947	16/8	Dallas, Texas	T, 0-0
Nov. 21, 1953		Little Rock, Ark.	L, 9-8
Nov. 20, 1954	9/NR	Shreveport, La.	L, 7-6
Nov. 19, 1955		Little Rock, Ark.	L, 13-7
Nov. 24, 1956		Shreveport, La.	L, 21-7
Jan. 1, 1966	2/NR	Dallas, Texas	L, 14-7

Nov. 27, 1992		Fayetteville, Ark.	W, 30-6
Nov. 27, 1993		Baton Rouge, La.	W, 42-24
Nov. 26, 1994		Little Rock, Ark.	L, 30-12
Nov. 18, 1995	14/NR	Baton Rouge, La.	L, 28-0
Nov. 29, 1996	NR/19	Little Rock, Ark.	L, 17-7
Nov. 28, 1997	NR/17	Baton Rouge, La.	L, 31-21
Nov. 27, 1998	13/NR	Little Rock, Ark.	W, 41-14
Nov. 26, 1999	17/NR	Baton Rouge, La.	L, 35-10
Nov. 24, 2000	NR/24	Little Rock, Ark.	W, 14-3
Nov. 23, 2001	24/NR	Baton Rouge, La.	L, 41-38
Nov. 29, 2002	NR/18	Little Rock, Ark.	W, 21-20
Nov. 28, 2003	NR/3	Baton Rouge, La.	L, 55-24
Nov. 26, 2004	NR/14	Little Rock, Ark.	L, 43-14
Nov. 19, 2005	NR/3	Baton Rouge, La.	L, 19-17
Nov. 24, 2006	5/9	Little Rock, Ark.	L, 36-26
Nov. 23, 2007	NR/1	Baton Rouge, La.	W, 50-48 (3OT)
Nov. 28, 2008		Little Rock, Ark.	W, 31-30
Nov. 28, 2009	NR/17	Baton Rouge, La.	L, 33-30 (OT)
Nov. 27, 2010	12/6	Little Rock, Ark.	W, 31-23
Nov. 25, 2011	3/1	Baton Rouge, La.	L, 41-17
Nov. 23, 2012	NR/8	Fayetteville, Ark.	L, 20-13
Nov. 29, 2013	NR/15	Baton Rouge, La.	L, 31-27
Nov. 15, 2014	NR/20	Fayetteville, Ark.	W, 17-0
Nov. 14, 2015	NR/9	Baton Rouge, La.	W, 31-14
Nov. 12, 2016	25/24	Fayetteville, Ark.	L, 38-10

MISSISSIPPI STATE

Arkansas leads the series 16-10-1

DATE	UA/OPP		RESULT
	RNK	SITE	
Nov. 25, 1916		Memphis, Tenn.	L, 20-7
Sept. 30, 1939		Memphis, Tenn.	L, 19-0
Nov. 7, 1992	NR/19	Starkville, Miss.	L, 10-3
Nov. 6, 1993		Little Rock, Ark.	T, 13-13
Nov. 5, 1994	NR/24	Starkville, Miss.	L, 17-7
Nov. 4, 1995		Little Rock, Ark.	W, 26-21 (OT)
Nov. 23, 1996		Starkville, Miss.	W, 16-13
Nov. 22, 1997	NR/14	Fayetteville, Ark.	W, 17-7
Nov. 21, 1998	9/NR	Starkville, Miss.	L, 22-21
Nov. 20, 1999	22/12	Little Rock, Ark.	W, 14-9
Nov. 18, 2000	NR/13	Starkville, Miss.	W, 17-10 (OT)
Nov. 17, 2001		Fayetteville, Ark.	W, 24-21
Nov. 23, 2002		Starkville, Miss.	W, 26-19
Nov. 22, 2003		Fayetteville, Ark.	W, 52-6
Nov. 20, 2004		Starkville, Miss.	W, 24-21
Nov. 10, 2005		Little Rock, Ark.	W, 44-10
Nov. 18, 2006	5/NR	Starkville, Miss.	W, 28-14
Nov. 17, 2007		Little Rock, Ark.	W, 45-31
Nov. 22, 2008		Starkville, Miss.	L, 31-28
Nov. 21, 2009		Little Rock, Ark.	W, 42-21
Nov. 20, 2010	13/22	Starkville, Miss.	W, 38-31 (2OT)
Nov. 19, 2011	6/NR	Little Rock, Ark.	W, 44-17
Nov. 17, 2012		Starkville, Miss.	L, 45-14
Nov. 23, 2013		Little Rock, Ark.	L, 24-17
Nov. 1, 2014		Starkville, Miss.	L, 17-10
Nov. 21, 2015		Fayetteville, Ark.	L, 51-50
Nov. 18, 2016		Starkville, Miss.	W, 58-42

MISSOURI

Missouri leads the series 5-3

DATE	UA/OPP		RESULT
	RNK	SITE	
Nov. 10, 1906		Columbia, Mo.	L, 11-0
Sept. 23, 1944		Columbia, Mo.	W, 7-6
Sept. 28, 1963	8/NR	Little Rock, Ark.	L, 7-6
Dec. 31, 2003		Shreveport, La.	W, 27-14
Jan. 1, 2008	25/7	Dallas, Texas	L, 38-7
Nov. 28, 2014	NR/17	Columbia, Mo.	L, 21-14
Nov. 27, 2015		Fayetteville, Ark.	W, 28-3
Nov. 25, 2016		Columbia, Mo.	L, 35-24

ALL-TIME RECORDS

In Season Openers 123 (96-23-4, .797)

On Homecoming 95 (58-33-4, .631)

OPPONENT	W	L	T	FIRST MTG	LAST MTG	OPPONENT	W	L	T	FIRST MTG	LAST MTG	OPPONENT	W	L	T	FIRST MTG	LAST MTG	
Abilene Christian	1	0	0	1948	1948	Iowa	0	1	0	1925	1925	Rhodes College	1	0	0	1928	1928	
Air Force	1	0	0	1975	1975	Iowa State	1	0	0	1973	1973	Rice	35	29	3	1919	1991	
Alabama	8	19	0	1961*	2016	Jacksonville State	1	0	0	2012	2012	Rutgers	0	2	0	2012	2013	
Alabama-Birmingham	1	0	0	2014	2014	Joplin (Mo.) High	1	0	1	1899	1901	Saint Louis	1	2	1	1907	1915	
Alcorn State	1	0	0	2016	2016	Kansas	0	2	0	1905	1906	Samford	1	0	0	2013	2013	
Arkansas A&M	1	0	0	1944	1944	Kansas City Medics	1	1	0	1901	1905	Santa Clara	0	2	0	1938	1951	
Arizona State	2	0	0	1951	1985*	Kansas State	2	3	0	1910	2015*	South Carolina	13	9	0	1992	2013	
Auburn	11	14	1	1984*	2016	Kentucky	3	4	0	1998	2012	South Florida	1	0	0	2002	2002	
Austin College	2	0	0	1913	1927	Kingfisher College	1	0	0	1902	1902	SE Missouri State	2	0	0	1906	2006	
Barksdale Field	1	0	0	1945	1945	Little Rock (Ark.) High	0	1	0	1901	1901	Southern California	1	4	0	1972	2006	
Baylor	35	33	2	1904	1991	Louisiana	5	0	0	1991	2013	Southern Methodist	37	31	5	1920	1999	
Boise State	2	0	0	2000	2002	Louisiana-Monroe	9	1	0	1996	2012	Southern Miss	1	0	0	2013	2013	
California	1	0	0	1971	1971	Louisiana Tech	4	0	0	1901	2016	Stanford	0	1	0	1970	1970	
Camp Pike	0	1	0	1918	1918	LSU	22	38	2	1901	2016	State College of Missouri	0	2	0	1902	1903	
Centenary	3	1	2	1926	1933*	Memphis	2	3	0	1992	1998	Tahlequah Seminary	1	0	0	1902	1902	
Central Arkansas	2	0	0	1923	1926	Miami (Fla.)	0	3	0	1987	1991	Tennessee	5	13	0	1907	2015	
Central Florida	1	0	0	2001	2001	Michigan	0	1	0	1998*	1998*	Tennessee-Martin	1	0	0	2015	2015	
Central Missouri State	1	0	0	1917	1917	Middle Tennessee	1	0	0	1999	1999	Tennessee Tech	1	0	0	2010	2010	
Central Oklahoma St.	1	0	0	1937	1937	Minnesota	0	1	0	2002*	2002*	Texas	22	56	0	1894	2014*	
Chattanooga	1	0	0	2007	2007	Mississippi State	16	10	1	1916	2016	Texas A&M	41	29	3	1903	2016	
Chicago	0	0	1	1931	1931	Missouri	3	5	0	1906	2016	TCU	44	23	2	1920	2016	
Chillico College	1	1	0	1905	1906	Missouri State	7	0	0	1911	2011	Texas-El Paso	3	0	0	1989	2015	
The Citadel	0	1	0	1992	1992	Missouri-Rolla	15	4	0	1902	1943	Texas Southwestern	2	0	1	1910	1912	
College of the Ozarks	8	0	0	1927	1935	Monticello Navy	0	1	0	1943	1943	Texas Tech	29	8	0	1957	2015	
Colorado State	3	0	0	1974	1990	Navy	2	0	0	1982	1984	Texas State	1	0	0	2016	2016	
Dallas Medics	0	1	0	1904	1904	Nebraska	1	0	0	1964*	1964*	Toledo	0	1	0	2015	2015	
Detroit	2	0	0	1941	1942	Neosho (Mo.) High	1	0	0	1902	1902	Transylvania (Ky.)	0	1	0	1905	1905	
Drury College	13	5	2	1896	1923	New Mexico	3	0	0	1983	2011	Troy	4	0	0	2002	2011	
Duke	0	1	0	1960*	1960*	New Mexico State	5	0	0	1977	2004	Tulane	3	0	0	1906	1980*	
East Carolina	1	0	0	2009*	2009*	Nicholls	1	0	0	2014	2014	Tulsa	54	15	2	1899	2012	
East Central Oklahoma	4	0	0	1929	1941	Northeastern (Okla.) St.	1	0	0	1924	1924	UCLA	0	1	1	1978*	1988*	
East Texas State	1	0	0	1948	1948	Norman Navy	0	1	0	1944	1944	UNLV	1	1	0	2000*	2001	
Eastern Michigan	1	0	0	2009	2009	North Carolina	0	2	0	1981*	1995*	Utah State	3	0	0	1975	2006	
Fairmont College	2	0	0	1904	1909	Northern Illinois	2	0	0	1994	2014	Vanderbilt	7	2	0	1949	2011	
Florida	2	9	0	1982*	2016	North Texas	9	0	0	1947	2007	Villanova	0	1	0	1939	1939	
Florida International	1	0	0	2007	2007	Northwestern	1	0	0	1981	1981	Virginia Tech	0	1	0	2016*	2016*	
Fordham	0	1	0	1940	1940	Northwestern (La.) St.	3	0	0	1946	1961	Washington (Mo.)	4	1	0	1905	1912	
Ft. Scott (Kan.) High	2	2	0	1898	1904	Ohio State	0	1	0	2010*	2010*	Webb City (Mo.) High	1	0	0	1900	1900	
Ft. Smith (Ark.) High	8	0	0	1894	1904	Oklahoma	4	9	1	1899	2001*	Weber State	1	0	0	2001	2001	
George Washington	0	1	1	1936	1937	Oklahoma Baptist	2	1	0	1925	1933	Western Illinois	1	0	0	2008	2008	
Georgia	4	10	0	1968*	2014	Oklahoma Mines	1	0	0	1916	1916	Wichita State	6	0	0	1904	1980	
Georgia Tech	1	1	0	1954*	1959*	Oklahoma State	30	15	1	1912	1980	William & Mary	1	2	0	1947*	1949	
Hardin-Simmons	3	0	0	1956	1962	Ole Miss	35	27	1	1908	2016	Wisconsin	0	2	0	1912	2006	
Haskell College	1	0	1	1907	1908	Ouachita College	6	2	1	1897	1923							
Hawaii	1	0	0	1987	1987	Pacific	1	0	0	1988	1988							
Henderson State	6	0	0	1908	1929	Phillips College	4	0	1	1920	1925							
Hendrix College	15	0	2	1911	1933	Pierce City College	1	2	0	1900	1902							
Houston	12	6	0	1952	1991	Pittsburg (Kan.) State	4	0	0	1908	1936							

* Bowl game



On one of the most memorable plays in recent program history, **HUNTER HENRY** helped Arkansas convert for a first down on 4th-and-25 in overtime at Ole Miss in 2015. The Razorbacks scored two plays later and won the game with a two-point conversion.

ARKANSAS IN OVERTIME (12-6)

1996	at Miss. State	W	16-13	OT
2000	at Miss. State	W	17-10	OT
2001	at Ole Miss	W	58-56	7 OT
2002	at Tennessee	L	41-38	6 OT
2003	at Alabama	W	34-31	2 OT
2003	at Kentucky	W	71-63	7 OT
2006	Alabama	W	24-23	2 OT
2007	at LSU	W	50-48	3 OT
2009	at LSU	L	33-30	OT
2009	vs. East Carolina	W	20-17	OT
2010	at Miss. State	W	38-31	2 OT
2012	ULM	L	34-31	OT
2013	Miss. State	L	24-17	OT
2014	Texas A&M	L	35-28	OT
2015	vs. Texas A&M	L	28-21	OT
2015	Auburn	W	54-46	4 OT
2015	at Ole Miss	W	53-52	OT
2016	at TCU	W	41-38	2OT

ARKANSAS' NCAA RECORDS SET IN OVERTIME

- Longest games in NCAA history: seven overtimes (Arkansas at Kentucky, 2003; Arkansas at Ole Miss, 2001; and North Texas at FIU, 2006)
- Fourth-longest game in NCAA history: six overtimes (Arkansas at Tennessee, 2002)

- Most points scored in overtime: 47 at Kentucky, 2003
- Most points scored in overtime (both teams): 86, UA at Kentucky, 2003
- Most plays in an overtime game (both teams): 202, UA at Kentucky, 2003
- Second-most points scored in an overtime game (both teams): 134, UA at Kentucky, 2003

Arkansas 71, Kentucky 63 (7 OT)

Nov. 1, 2003 - Lexington, Ky.

	1Q	2Q	3Q	4Q	1OT	2OT	3OT	4OT	5OT	6OT	7OT	TOTAL
ARKANSAS	7	14	0	3	7	7	3	8	6	8	8	71
KENTUCKY	7	0	7	10	7	7	3	8	6	8	0	63

SCORING SUMMARY

1st - UA DeCori Birmingham 10 run (Chris Balseiro kick); UK Andrew Hopewell 6 blocked punt return (Taylor Begley kick)
 2nd - UA Richard Smith 26 pass from Matt Jones (Balseiro kick); UA Tom Crowder recovered blocked punt in end zone (Balseiro kick)
 3rd - UK Alexis Bwenge 51 pass from Jared Lorenzen (Begley kick)
 4th - UK Begley 34 field goal; UA Balseiro 37 field goal; UK Chris Benard 13 pass from Lorenzen (Begley kick)
 1st OT - UA Mark Pierce 1 run (Balseiro kick); UK Bwenge 2 run (Begley kick)
 2nd OT - Bwenge 7 run (Begley kick); UA Jason Peters 7 pass from Matt Jones (Balseiro kick)
 3rd OT - UA Balseiro 25 field goal; UK Begley 24 field goal
 4th OT - Lorenzen 1 run (Derek Abney pass from Lorenzen); UA Jones 3 run (Pierce pass from Jones)
 5th OT - George Wilson 15 pass from Jones (pass failed); UK Lorenzen 2 run (pass failed)
 6th OT - Lorenzen 1 run (Tommy Cook pass from Lorenzen); UA Pierce 2 run (Wilson pass from Jones)
 7th OT - UA Birmingham 25 run (Peters pass from Jones)

	ARKANSAS	KENTUCKY
First Downs	29	29
Rushing	15	13
Passing	14	12
Penalty	0	4
Rushing Attempts-Net Yards	71-334	52-180
Net Yards Passing	271	326
Passing	28-17-0	51-28-1
Total Plays-Total Offense	99-605	103-506
Punts	6-34.3	7-40.0
Fumbles	5-2	2-1
Penalties	12-87	8-60
Possession Time	32:53	27:07
Third-Down Conversions	13-22	10-22
Fourth-Down Conversions	1-1	2-3
Sacks By: Number-Yards	2-13	2-17

INDIVIDUAL STATISTICS

RUSHING: UA - DeCori Birmingham 40-196; Matt Jones 15-112; Cedric Cobbs 9-46; Carlos Ousley 1-9; Mark Pierce 2-3; Steven Harris 1(-15); Ryan Sorahan 3(-17). UK - Alexis Bwenge 22-89; Jared Lorenzen 15-39; Draak Davis 5-35; Shane Boyd 4-17; Derek Abney 1-2; Ronald Johnson 1-1; Team 1-0; Keenan Burton 3(-3).
PASSING: UA - Matt Jones 25-16-0, 260; Ryan Sorahan 3-1-0, 11. UK Jared Lorenzen 49-28-1, 326; Shane Boyd 2-0-0.
RECEIVING: UA - George Wilson 9-172; Richard Smith 5-69; Carlos Ousley 1-12; Jared Hicks 1-11; Jason Peters 1-7. UK Derek Abney 10-91; Chris Bernard 4-82; Tommy Cook 4-39; Draak Davis 4-13; Jeremi Drobney 2-25; Alexis Bwenge 1-51; Glenn Holt 1-17; Keenan Burton 1-7; Shane Boyd 1-1.

Arkansas 58, Ole Miss 56 (7 OT)

Nov. 3, 2001 - Oxford, Miss.

	1Q	2Q	3Q	4Q	1OT	2OT	3OT	4OT	5OT	6OT	7OT	TOTAL
ARKANSAS	0	7	3	7	7	0	6	6	6	8	8	58
OLE MISS	7	0	3	7	7	0	6	6	6	8	6	56

SCORING SUMMARY

1st - UM Joe Gunn 1 run (Nichols kick);
 2nd - UA Cedric Cobbs 2 run (O'Donohoe kick)
 3rd - UA Brennan O'Donohoe 45 field goal; UM Jonathon Nichols 32 field goal
 4th - UA Mark Pierce 2 run (O'Donohoe kick); UM Jason Armstead 3 pass from Eli Manning (Nichols kick)
 1st OT - UA Cobbs 16 run (O'Donohoe kick); UM Armstead 11 pass from Manning (Nichols kick)
 3rd OT - UA Matt Jones 25 run (rush failed); UM Gunn 1 run (pass failed)
 4th OT - UM Bill Flowers 21 pass from Manning (pass failed); UA George Wilson 24 pass from Jones (rush failed)
 5th OT - UA Jones 8 run (pass failed); UM Doug Zeigler 12 pass from Manning (pass failed)
 6th OT - UM Zeigler 15 pass from Manning (Charles Stackhouse run); UA Pierce 2 run (Peters pass from Jones)
 7th OT - UA Pierce 2 run (Birmingham pass from Jones); UM Armstead 3 pass from Manning (pass failed)

	ARKANSAS	OLE MISS
First Downs	32	28
Rushing	22	10
Passing	10	17
Penalty	0	1
Rushing Attempts-Net Yards	80-370	50-145
Net Yards Passing	161	312
Passing	26-12-1	42-27-0
Total Plays-Total Offense	106-531	92-457
Punts	5-37.6	5-36.2
Fumbles	1-1	1-1
Penalties	4-40	4-16
Possession Time	33:34	26:26
Third-Down Conversions	16-26	7-17
Fourth-Down Conversions	3-3	2-2
Sacks By: Number-Yards	1-3	0-0

INDIVIDUAL STATISTICS

RUSHING: UA - Fred Talley 23-113; Matt Jones 18-110; Cedric Cobbs 22-100; Mark Pierce 11-39; Zak Clark 2-5; DeCori Birmingham 4-3. UM - Joe Gunn 31-102; Robert Williams 5-34; Charles Stackhouse 8-27; Toward Sanford 1-0; Eli Manning 4(-9).
PASSING: UA - Zak Clark 9-20-1, 100; Matt Jones 3-6-0, 61. UM - Eli Manning 27-42-0, 312.
RECEIVING: UA - George Wilson 8-105; Mark Pierce 2-19; Nathan Ball 1-23; Marcellus Poydras 1-0. UM - Bill Flowers 7-97; Doug Zeigler 5-102; Jason Armstead 5-27; Charles Stackhouse 4-40; Chris Collins 3-15; Omar Rayford 2-19; Robert Williams 1-2.


BOWL HISTORY



1934 DIXIE CLASSIC
Jan. 1, 1934
Dallas, Texas
Centenary, T 7-7



1947 COTTON BOWL
Jan. 1, 1947
Dallas, Texas
LSU, T 0-0



1948 DIXIE BOWL
Jan. 1, 1948
Birmingham, Ala
William & Mary, W 21-19



1955 COTTON BOWL
Jan. 1, 1955
Dallas, Texas
Georgia Tech, L 14-6




1960 GATOR BOWL
Jan. 2, 1960
Jacksonville, Fla.
Georgia Tech, W 14-7




1961 COTTON BOWL
Jan. 1, 1961
Dallas, Texas
Duke, L 7-6



1962 SUGAR BOWL
Jan. 1, 1962
New Orleans, La.
Alabama, L 10-3



1963 SUGAR BOWL
Jan. 1, 1963
New Orleans, La.
Ole Miss, L 17-13



1965 COTTON BOWL
Jan. 1, 1965
Dallas, Texas
Nebraska, W 10-7



1966 COTTON BOWL
Jan. 1, 1966
Dallas, Texas
LSU, L 14-7



1969 SUGAR BOWL
Jan. 1, 1969
New Orleans, La.
Georgia, W 16-2



1970 SUGAR BOWL
Jan. 1, 1970
New Orleans, La.
Ole Miss, L 27-22




1971 LIBERTY BOWL
Dec. 20, 1971
Memphis, Tenn.
Tennessee, L 14-13




1976 COTTON BOWL
Jan. 1, 1976
Dallas, Texas
Georgia, W 31-10




1978 ORANGE BOWL
Jan. 2, 1978
Miami, Fla.
Oklahoma, W 31-6



1978 FIESTA BOWL
Dec. 25, 1978
Tempe, Ariz.
UCLA, T 10-10



1980 SUGAR BOWL
Jan. 1, 1980
New Orleans, La.
Alabama, L 24-9



1980 HALL OF FAME BOWL
Dec. 27, 1980
Birmingham, Ala.
Tulane, W 34-15



1981 GATOR BOWL
Dec. 28, 1981
Jacksonville, Fla.
North Carolina, L 31-27



1982 BLUEBONNET BOWL
Dec. 31, 1982
Houston, Texas
Florida, W 28-24




1984 LIBERTY BOWL
Dec. 27, 1984
Memphis, Tenn.
Auburn, L 21-15



1985 HOLIDAY BOWL
Dec. 22, 1985
San Diego, Calif.
Arizona State, W 18-17



1987 ORANGE BOWL
Jan. 1, 1987
Miami, Fla.
Oklahoma, L 42-8



1987 LIBERTY BOWL
Dec. 29, 1987
Memphis, Tenn.
Georgia, L 20-17



1989 COTTON BOWL
Jan. 2, 1989
Dallas, Texas
UCLA, L 17-3



1990 COTTON BOWL
Jan. 1, 1990
Dallas, Texas
Tennessee, L 31-27



1991 INDEPENDENCE BOWL
Dec. 29, 1991
Shreveport, La.
Georgia, L 24-15



1995 CARQUEST BOWL
Dec. 30, 1995
Miami, Fla.
North Carolina, L 20-10



1999 FLORIDA CITRUS BOWL
Jan. 1, 1999
Orlando, Fla.
Michigan, L 45-31



2000 COTTON BOWL
Jan. 1, 2000
Dallas, Texas
Texas, W 27-6




2000 LAS VEGAS BOWL
Dec. 21, 2000
Las Vegas, Nev.
UNLV, L 31-14



2002 COTTON BOWL
Jan. 1, 2002
Dallas, Texas
Oklahoma, L 10-3



2002 MUSIC CITY BOWL
Dec. 30, 2002
Nashville, Tenn.
Minnesota, L 29-14



2003 INDEPENDENCE BOWL
Dec. 31, 2003
Shreveport, La.
Missouri, W 27-14



2007 CAPITAL ONE BOWL
Jan. 1, 2007
Orlando, Fla.
Wisconsin, L 17-14



2008 COTTON BOWL
Jan. 1, 2008
Dallas, Texas
Missouri, L 38-7



2010 LIBERTY BOWL
Jan. 2, 2010
Memphis, Tenn.
E. Carolina, W 20-17 (OT)



2011 SUGAR BOWL
Jan. 4, 2011
New Orleans, La.
Ohio State, L 31-26^



2012 COTTON BOWL
Jan. 7, 2012
Arlington, Texas
Kansas State, W 29-16



2014 TEXAS BOWL
Dec. 29, 2014
Houston, Texas
Texas, W 31-7



2016 LIBERTY BOWL
Jan. 2, 2016
Memphis, Tenn.
Kansas State, W 45-23



2016 BELK BOWL
Dec. 29, 2016
Charlotte, N.C.
Virginia Tech, L 35-24

OVERALL BOWL RECORD: 15-24-3 ^Ohio State later vacated win due to NCAA penalty



INDIVIDUAL

MOST CARRIES

Marius Johnson North Carolina 1995 Carquest Bowl 29

MOST YARDS GAINED RUSHING

Roland Sales Oklahoma 1978 Orange Bowl 205

LONGEST RUN FROM SCRIMMAGE

Felix Jones Wisconsin 2007 Capital One Bowl 76

MOST PASSES ATTEMPTED

Ryan Mallett Ohio State 2011 Sugar Bowl 47

MOST PASSES COMPLETED

Ryan Mallett Ohio State 2011 Sugar Bowl 24

MOST YARDS GAINED PASSING

Bill Montgomery Ole Miss 1970 Sugar Bowl 338

MOST TOUCHDOWN PASSES

Austin Allen Virginia Tech 2016 Belk Bowl 2

Brandon Allen Texas 2014 Texas Bowl 2

Tyler Wilson Kansas State 2012 Cotton Bowl 2

Ryan Mallett Ohio State 2011 Sugar Bowl 2

Robby Hampton UNLV 2000 Las Vegas Bowl 2

Clint Stoerner Michigan 1999 Florida Citrus Bowl 2

Brad Taylor North Carolina 1981 Gator Bowl 2

Bill Montgomery Ole Miss 1970 Sugar Bowl 2

MOST CONSECUTIVE PASSES COMPLETED

Austin Allen Virginia Tech 2016 Belk Bowl 11

LONGEST PASS COMPLETION

B. Gray-J. Lamb Ole Miss 1963 Sugar Bowl 68

MOST PASS RECEPTIONS

Chuck Dicus Georgia 1969 Sugar Bowl 12

MOST YARDS GAINED RECEIVING

Chuck Dicus Ole Miss 1970 Sugar Bowl 171

Derek Holloway North Carolina 1981 Gator Bowl 171

MOST TOUCHDOWN RECEPTIONS

32 players (last: Keon Hatcher 2016 Belk Bowl) 1

MOST PUNTING YARDS

Tom Murphy Centenary 1934 Dixie Classic 572

MOST PUNTS

Tom Murphy Centenary 1934 Dixie Classic 13

BEST PUNTING AVERAGE

Allen Meacham UCLA 1989 Cotton Bowl 49.2
(6 punts, 295 yards)

LONGEST PUNT

Allen Meacham UCLA 1989 Cotton Bowl 71

MOST INTERCEPTIONS

Austin Allen Virginia Tech 2016 Belk Bowl 3

Louis Campbell Tennessee 1971 Liberty Bowl 3

MOST INTERCEPTION RETURN YARDS

Mel McGaha William & Mary 1948 Dixie Bowl 70

LONGEST INTERCEPTION RETURN

Mel McGaha William & Mary 1948 Dixie Bowl 70

MOST ALL-PURPOSE YARDS

Alex Collins Kansas State 2016 Liberty Bowl 259
(25 plays, 185 yards rushing, 74 kick return yards)

MOST YARDS GAINED TOTAL OFFENSE

Bill Montgomery Ole Miss 1970 Sugar Bowl 360
(46 plays, 22 yards rushing, 338 yards passing)

MOST PUNT RETURNS

Reggie Fish Wisconsin 2007 Capital One Bowl 5
(15 yards)

MOST PUNT RETURN YARDS

Gary Anderson Tulane 1980 Hall of Fame Bowl 80

LONGEST PUNT RETURN

Gary Anderson Tulane 1980 Hall of Fame Bowl 80

MOST KICKOFF RETURNS

Felix Jones Missouri 2008 Cotton Bowl 4

Dedrick Poole Minnesota 2002 Music City Bowl 4

Steven Harris UNLV 2000 Las Vegas Bowl 4

James Rouse Georgia 1987 Liberty Bowl 4

Marshall Foreman Oklahoma 1987 Orange Bowl 4

Lance Alworth Alabama 1962 Sugar Bowl 4

MOST KICKOFF RETURN YARDS

Marshall Foreman Oklahoma 1987 Orange Bowl 92

LONGEST KICKOFF RETURN

Alex Collins Kansas State 2016 Liberty Bowl 68

MOST POINTS SCORED

Alex Collins Kansas State 2016 Liberty Bowl 18

(3 TDs)

MOST TOUCHDOWNS SCORED

Alex Collins Kansas State 2016 Liberty Bowl 3

MOST FIELD GOALS

Chris Balseiro Missouri 2003 Independence Bowl 4

MOST FIELD GOAL ATTEMPTS

Bob White Georgia 1969 Sugar Bowl 5

MOST PATS

Cole Hedlund Kansas State 2016 Liberty Bowl 6

MOST PAT ATTEMPTS

Cole Hedlund Kansas State 2016 Liberty Bowl 6

LONGEST SCORING RUN

Felix Jones Wisconsin 2007 Capital One Bowl 76

LONGEST SCORING PASS

B. Taylor-D. Holloway North Carolina 1981 Gator Bowl 66

LONGEST FIELD GOAL

Kendall Trainor UCLA 1989 Cotton Bowl 49

LONGEST SCORING INTERCEPTION RETURN

Mel McGaha William & Mary 1948 Dixie Bowl 70

LONGEST SCORING PUNT RETURN

Gary Anderson Tulane 1980 Hall of Fame Bowl 80

TEAM

MOST FIRST DOWNS

Tennessee 1990 Cotton Bowl 31

MOST FIRST DOWNS RUSHING

Florida 1982 Bluebonnet Bowl 22

MOST FIRST DOWNS PASSING

Kansas State 2016 Liberty Bowl 14

Ohio State 2011 Sugar Bowl 14

MOST FIRST DOWNS PENALTY

Georgia 1991 Independence Bowl 5

MOST YARDS RUSHING

Tulane 1980 Hall of Fame Bowl 383

MOST CARRIES

Tennessee 1990 Cotton Bowl 72

MOST YARDS PASSING

Ole Miss 1970 Sugar Bowl 338



RYAN MALLET broke the Arkansas bowl record for pass attempts and pass completions and tied the school record for most passing touchdowns in a bowl game at the 2011 Allstate Sugar Bowl against Ohio State.

MOST ATTEMPTS PASSING

Ohio State 2011 Sugar Bowl 47

MOST COMPLETIONS

Ohio State 2011 Sugar Bowl 24

MOST PASSES HAD INTERCEPTED

Oklahoma 1987 Orange Bowl 5

Georgia 1991 Independence Bowl 5

MOST TOUCHDOWN PASSES

Virginia Tech 2016 Belk Bowl 2

Texas 2014 Texas Bowl 2

Kansas State 2012 Cotton Bowl 2

Ohio State 2011 Sugar Bowl 2

Minnesota 2002 Music City Bowl 2

UNLV 2000 Las Vegas Bowl 2

Michigan 1999 Citrus Bowl 2

North Carolina 1981 Gator Bowl 2

Ole Miss 1970 Sugar Bowl 2

MOST YARDS TOTAL OFFENSE

Kansas State 2016 Kansas Bowl 569

MOST PLAYS TOTAL OFFENSE

Tennessee 1990 Cotton Bowl 94

MOST PENALTIES

Virginia Tech 2016 Belk Bowl 12
(75 yards)

Wisconsin 2007 Capital One Bowl 12
(123 yards)

MOST YARDS PENALIZED

Wisconsin 2007 Capital One Bowl 123
(12 penalties)

FEWEST PENALTIES

Tulane 1980 Hall of Fame Bowl 1

Alabama 1980 Sugar Bowl 1

LSU 1947 Cotton Bowl 1

FEWEST YARDS PENALIZED

LSU 1947 Cotton Bowl 5

MOST FUMBLES

Georgia 1976 Cotton Bowl 6

BOWL RECORDS



ALEX COLLINS set Arkansas bowl records for most all-purpose yards, longest kickoff return, most points scored and most touchdowns in the Razorbacks' 45-23 win over Kansas State in the 2016 AutoZone Liberty Bowl.

MOST FUMBLES LOST			
Missouri	2008 Cotton Bowl	4	
MOST INTERCEPTIONS			
Tennessee	1971 Liberty Bowl	3	
Georgia	1969 Sugar Bowl	3	
MOST INTERCEPTION RETURN YARDS			
William & Mary	1948 Dixie Bowl	70	
MOST PUNT RETURNS			
Texas	2000 Cotton Bowl	6	
MOST PUNT RETURN YARDS			
Tulane	1980 Hall of Fame Bowl	80	
MOST KICKOFF RETURNS			
Missouri	2008 Cotton Bowl	7	
Minnesota	2002 Music City Bowl	7	
MOST KICKOFF RETURN YARDS			
Missouri	2008 Cotton Bowl	168	
MOST POINTS SCORED			
Kansas State	2016 Liberty Bowl	45	
FEWEST POINTS SCORED			
LSU	1947 Cotton Bowl	0	
MOST POINTS ALLOWED			
Michigan	1999 Citrus Bowl	45	
FEWEST POINTS ALLOWED			
LSU	1947 Cotton Bowl	0	
INDIVIDUAL (OPPONENT)			
MOST CARRIES			
Dominque Lindsay	East Carolina	2010 Liberty Bowl	33
MOST YARDS GAINED RUSHING			
Tony Temple	Missouri	2008 Cotton Bowl	281
MOST PASSES ATTEMPTED			
Nickie Hall	Tulane	1980 Hall of Fame Bowl	37
MOST PASSES COMPLETED			
Nate Hybl	Oklahoma	2002 Cotton Bowl	24
MOST YARDS GAINED PASSING			
Archie Manning	Ole Miss	1970 Sugar Bowl	273
MOST TOUCHDOWN PASSES			
Jason Thomas	UNLV	2000 Las Vegas Bowl	3
Bob Hewko	Florida	1982 Bluebonnet Bowl	3
MOST PASS RECEPTIONS			
Quentin Griffin	Oklahoma	2002 Cotton Bowl	9
MOST YARDS GAINED RECEIVING			
Tai Streets	Michigan	1999 Citrus Bowl	129
MOST TOUCHDOWN RECEPTIONS			
Dwayne Dixon	Florida	1982 Bluebonnet Bowl	3
MOST PUNTS			
Spike Jones	Georgia	1969 Sugar Bowl	10
MOST PUNTING YARDS			
Spike Jones	Georgia	1969 Sugar Bowl	386
MOST INTERCEPTIONS			
Pat Pinkney	East Carolina	2010 Liberty Bowl	2
John Stocco	Wisconsin	2007 Capital One Bowl	2
Michael Lehan	Minnesota	2002 Music City Bowl	2
Sonny Brown	Oklahoma	1987 Orange Bowl	2
George Wilson	Alabama	1962 Sugar Bowl	2

MOST INTERCEPTION YARDS RETURNED			
Ian Gold	Michigan	1999 Citrus Bowl	46
MOST ALL-PURPOSE YARDS			
Tony Temple	Missouri	2008 Cotton Bowl	281
MOST YARDS GAINED TOTAL OFFENSE			
Terrelle Pryor	Ohio State	2011 Sugar Bowl	336
MOST PUNT RETURNS			
Curtis Fagan	Oklahoma	2002 Cotton Bowl	7
MOST PUNT RETURN YARDS			
Troy Mason	UNLV	2000 Las Vegas Bowl	51
MOST POINTS SCORED			
Tony Temple	Missouri	2008 Cotton Bowl	24
MOST TOUCHDOWNS SCORED			
Tony Temple	Missouri	2008 Cotton Bowl	4
MOST FIELD GOALS MADE			
Dan Nystrom	Minnesota	2002 Music City Bowl	5
LONGEST FIELD GOAL			
Taylor Mehlhaff	Wisconsin	2007 Capital One Bowl	52
Cloyce Hinton	Ole Miss	1970 Sugar Bowl	52
LONGEST RUN FROM SCRIMMAGE			
Chuck Webb	Tennessee	1990 Cotton Bowl	78
LONGEST SCORING RUN			
Chuck Webb	Tennessee	1990 Cotton Bowl	78
LONGEST PASS COMPLETION			
A. Kelly-A. Morgan	Tennessee	1990 Cotton Bowl	84
LONGEST SCORING PASS			
A. Kelly-A. Morgan	Tennessee	1990 Cotton Bowl	84
LONGEST INTERCEPTION RETURN			
Eddie Brown	Tennessee	1971 Liberty Bowl	47
TEAM (OPPONENT)			
MOST RUSHING ATTEMPTS			
North Carolina	1981 Gator Bowl	65	
MOST NET YARDS RUSHING			
Missouri	2008 Cotton Bowl	323	
MOST PASSES COMPLETED			
Oklahoma	2002 Cotton Bowl	24	
Texas	2000 Cotton Bowl	24	
MOST YARDS PASSING			
Ole Miss	1970 Sugar Bowl	273	
MOST TOTAL OFFENSE YARDS			
Tennessee	1990 Cotton Bowl	470	
MOST PUNTS			
Centenary	1934 Dixie Classic	13	
MOST POINTS			
Michigan	1999 Citrus Bowl	45	
MOST FIELD GOALS MADE			
Minnesota	2002 Music City Bowl	5	
FEWEST FIRST DOWNS			
Texas	2014 Texas Bowl	7	
FEWEST FIRST DOWNS RUSHING			
Texas	2014 Texas Bowl	1	
Wisconsin	2007 Capital One Bowl	1	

FEWEST FIRST DOWNS PASSING			
Alabama	1962 Sugar Bowl	0	
MOST FUMBLES			
Georgia	1969 Sugar Bowl	7	
MOST FUMBLES LOST			
Georgia	1969 Sugar Bowl	5	
MOST PENALTIES			
UNLV	2000 Las Vegas Bowl	12	
Michigan	1999 Citrus Bowl	12	
MOST PENALTY YARDS			
UNLV	2000 Las Vegas Bowl	119	
FEWEST RUSHING ATTEMPTS			
Kansas State	2016 Liberty Bowl	22	
FEWEST NET YARDS RUSHING			
Texas	2000 Cotton Bowl	-27	
MOST YARDS LOST			
Georgia	1969 Sugar Bowl	96	
FEWEST PASSES COMPLETED			
Oklahoma	1987 Orange Bowl	2	
FEWEST TOTAL OFFENSE PLAYS			
Kansas State	2016 Liberty Bowl	47	
FEWEST TOTAL OFFENSE YARDS			
Nebraska	1965 Cotton Bowl	168	
FEWEST PASSES ATTEMPTED			
Oklahoma	1987 Orange Bowl	5	
FEWEST YARDS PASSING			
Alabama	1962 Sugar Bowl	20	



PRO HOGS



2017	TEAM	POS	RD	PICK	2010	TEAM	POS	RD	PICK
Deatrich Wise Jr.	New England	DE	4	131	Mitch Petrus	New York Giants	G	5	147
Jeremy Sprinkle	Washington	TE	5	154					
Jeremiah Ledbetter	Detroit	DE	6	205					
2016	TEAM	POS	RD	PICK	2009	TEAM	POS	RD	PICK
Hunter Henry	San Diego	TE	2	35	Jonathan Luigs	Cincinnati	C	4	106
Jonathan Williams	Buffalo	RB	5	156					
Alex Collins	Seattle	RB	5	171					
Sebastian Tretola	Tennessee	G	6	193					
Brandon Allen	Jacksonville	QB	6	201					
2015	TEAM	POS	RD	PICK	2008	TEAM	POS	RD	PICK
Trey Flowers	New England	DE	4	101	Darren McFadden	Oakland	RB	1	4
Martrell Spaight	Washington	LB	5	141	Felix Jones	Dallas	RB	1	22
Tevin Mitchell	Washington	CB	6	182	Marcus Harrison	Chicago	DT	3	90
Darius Philon	San Diego	DT	6	192	Nate Garner	New York Jets	T	7	211
AJ Derby	New England	TE	6	202	Peyton Hillis	Denver	FB	7	227
					Marcus Monk	Chicago	WR	7	248
2014	TEAM	POS	RD	PICK	2007	TEAM	POS	RD	PICK
Travis Swanson	Detroit	C	3	76	Jamaal Anderson	Atlanta	DE	1	8
Chris Smith	Jacksonville	DE	5	159	Chris Houston	Atlanta	DB	2	41
Kiero Small	Seattle	FB	7	227	Tony Ugoh	Indianapolis	T	2	42
Zach Hocker	Washington	K	7	228	Keith Jackson, Jr.	St. Louis	DT	7	248
2013	TEAM	POS	RD	PICK	2006	TEAM	POS	RD	PICK
Knile Davis	Kansas City	RB	3	96	Vickiel Vaughn	San Francisco	DB	7	254
Tyler Wilson	Oakland	QB	4	112					
Cobi Hamilton	Cincinnati	WR	6	197					
Chris Gragg	Buffalo	TE	7	222					
2012	TEAM	POS	RD	PICK	2005	TEAM	POS	RD	PICK
Jake Bequette	New England	DE	3	90	Matt Jones	Jacksonville	WR	1	21
Joe Adams	Carolina	WR	4	104	Jeb Huckeba	Seattle	LB	5	159
Jarius Wright	Minnesota	WR	4	118					
Greg Childs	Minnesota	WR	4	134					
2011	TEAM	POS	RD	PICK	2004	TEAM	POS	RD	PICK
Ryan Mallett	New England	QB	3	74	Shawn Andrews	Philadelphia	G	1	16
D.J. Williams	Green Bay	TE	5	141	Ahmad Carroll	Green Bay	DB	1	25
DeMarcus Love	Minnesota	T	6	168	Caleb Miller	Cincinnati	LB	3	80
					Cedric Cobbs	New England	RB	4	128
					Tony Bua	Miami	LB	5	160
					Bo Lacy	Pittsburgh	T	6	177
					2003	TEAM	POS	RD	PICK
					Ken Hamlin	Seattle	DB	2	42
					2002	TEAM	POS	RD	PICK
					Carlos Hall	Tennessee	DB	7	240

NFL DRAFT QUICK FACTS

- Arkansas has had a player selected in the NFL Draft 22 straight years.
- Highlighted by six over a five-year span from 2004-08, Arkansas has had 22 players taken in the first round of the NFL Draft.
- Arkansas is one of seven programs to have at least three players selected in each of last seven NFL Drafts.
- Two of the last four running back duos selected in the top five rounds of the same NFL Draft have come from Arkansas.
- Arkansas is the only program with a tight end selected in each of the last three NFL Drafts.

2001	TEAM	POS	RD	PICK	2000	TEAM	POS	RD	PICK
Quinton Caver	Philadelphia	LB	2	55	Kenoy Kennedy	Denver	DB	2	45
Randy Garner	Atlanta	DE	6	167	Bobbie Williams	Philadelphia	G	2	61
					David Barrett	Arizona	DB	4	102
					Anthony Lucas	Green Bay	WR	4	114
					Emanuel Smith	Jacksonville	WR	6	196
1999	TEAM	POS	RD	PICK	1998	TEAM	POS	RD	PICK
Brandon Burlsworth	Indianapolis	G	3	63	David Sanders	Oakland	DE	7	235
Melvin Bradley	Arizona	DE	6	202					
Madre Hill	Cleveland	RB	7	207					
Ryan Hale	New York Giants	DT	7	225					
1997	TEAM	POS	RD	PICK	1996	TEAM	POS	RD	PICK
Anthony Hicks	Green Bay	LB	5	160	Steve Conley	Pittsburgh	LB	3	72
					Junior Soli	San Diego	DT	5	155
1994	TEAM	POS	RD	PICK	1993	TEAM	POS	RD	PICK
Henry Ford	Houston	DT	1	26	Raylee Johnson	San Diego	DE	4	95
Isaac Davis	San Diego	G	2	43					
1991	TEAM	POS	RD	PICK	1990	TEAM	POS	RD	PICK
Derek Russell	Denver	WR	4	89	Barry Foster	Pittsburgh	RB	5	128
					James Rouse	Chicago	RB	8	200
					Elbert Crawford	Los Angeles	G	8	216
					Anthony Cooney	Chicago	DB	12	310



ARKANSAS is the only school with five tight end selections in the NFL Draft since 2011.

1989	TEAM	POS	RD	PICK
Wayne Martin	New Orleans	DE	1	19
Steve Atwater	Denver	DB	1	20
Fred Childress	Cincinnati	G	2	55
Kerry Owens	Cincinnati	LB	4	89
Richard Brothers	Chicago	DB	7	189
Kendall Trainor	Phoenix	K	9	234
LaSalle Harper	Chicago	LB	9	243

1987	TEAM	POS	RD	PICK
Greg Horne	Cincinnati	P	5	139
Theo Young	Pittsburgh	TE	12	317

1986	TEAM	POS	RD	PICK
Greg Lasker	New York Giants	DB	2	53
Ravin Caldwell	Washington	LB	5	113
Bobby Edmonds, Jr.	Seattle	WR	5	126
Nick Miller	Cleveland	LB	5	127
Kevin Wyatt	Miami	DB	5	136

1984	TEAM	POS	RD	PICK
Ron Faurot	New York Jets	DE	1	15
Keith Kidd	Minnesota	WR	9	235

1983	TEAM	POS	RD	PICK
Billy Ray Smith, Jr.	San Diego	LB	1	5
Gary Anderson	San Diego	RB	1	20
Steve Korte	New Orleans	C	2	38
Danny Walters	San Diego	DB	4	95

1982	TEAM	POS	RD	PICK
Jeff Goff	Washington	LB	12	322

1981	TEAM	POS	RD	PICK
Steve Cox	Cleveland	P	5	134
Bobby Duckworth	San Diego	WR	6	162
Kevin Evans	New Orleans	DB	8	215
Hugh Jernigan	Detroit	DB	9	238
Trent Bryant	Baltimore	DB	10	259

1980	TEAM	POS	RD	PICK
Tom Ginn	Detroit	C	5	120
Mike Massey	Oakland	LB	11	291
Roland Sales	Cleveland	RB	11	294
Kevin Scanlon	Los Angeles	QB	12	332

1979	TEAM	POS	RD	PICK
Dan Hampton	Chicago	DT	1	4
Jerry Eckwood	Tampa Bay	RB	3	60
Vaughn Lusby	Cincinnati	DB	4	91
Ben Cowins	Philadelphia	RB	4	94
Michael Forrest	Kansas City	RB	12	305

1978	TEAM	POS	RD	PICK
Steve Little	St. Louis	K	1	15
Leotis Harris	Green Bay	G	6	144

1977	TEAM	POS	RD	PICK
R. C. Thielemann	Atlanta	G	2	36
Greg Koch	Green Bay	T	2	39
Gerald Skinner	New England	T	4	109
Dennis Winston	Pittsburgh	LB	5	132
Curtis Townsend	San Diego	LB	10	265

1976	TEAM	POS	RD	PICK
Ike Forte	New England	RB	2	35
Mike Kirkland	Baltimore	QB	5	143



Selected with the fourth overall pick in the 2008 NFL Draft by the Oakland Raiders, **DARREN MCFADDEN** joined Dan Hampton as the highest choice in program history.

Scott Bull	San Francisco	QB	6	177	Bob Stankovich	Kansas City	G	10	260
Richard LaFargue	Philadelphia	C	8	216	Rodney Brand	New York Giants	C	14	350
Rolland Fuchs	Pittsburgh	RB	11	319	Cliff Powell	St. Louis	LB	17	423

1975	TEAM	POS	RD	PICK
Rollen Smith	Cincinnati	DB	6	145
Floyd Hogan	Cleveland	DB	9	215
Marsh White	New York Giants	RB	12	287
Brison Manor	New York Jets	DT	15	380

1974	TEAM	POS	RD	PICK
Danny Rhodes	Baltimore	LB	6	140
Jack Ettinger	Chicago	WR	7	160
Dickey Morton	Pittsburgh	RB	11	283

1973	TEAM	POS	RD	PICK
Joe Ferguson	Buffalo	QB	3	57
Dave Reavis	Pittsburgh	DE	5	106
Tom Reed	Atlanta	G	8	195
Mike Reppond	Buffalo	WR	9	215
Don Wunderly	Pittsburgh	DT	10	258
Mike Griffin	Chicago	G	12	291
Jim Hodge	Atlanta	WR	17	428

1972	TEAM	POS	RD	PICK
Bill McClard	San Diego	K	3	61
Tom Mabry	New York Giants	T	8	184
Mike Kelson	New England	T	9	220
Ronnie Jones	St. Louis	LB	11	265

1971	TEAM	POS	RD	PICK
Jerry Moore	Chicago	DB	4	89
Chuck Dicus	San Diego	WR	7	169
Bill Burnett	Baltimore	RB	9	234
Bruce James	Philadelphia	LB	16	395
Pat Morrison	Buffalo	TE	17	419

1970	TEAM	POS	RD	PICK
Terry Stewart	New York Jets	DB	6	150
Jerry Dossey	Dallas	G	8	205
Bruce Maxwell	Detroit	RB	10	253

1969	TEAM	POS	RD	PICK
Jim Barnes	Minnesota	G	5	121
Webster Hubbell	Chicago	G	8	197
Gary Adams	Philadelphia	DB	12	288

1968	TEAM	POS	RD	PICK
Ernie Ruple	Pittsburgh	T	2	36
Ronnie South	New Orleans	QB	5	115

1967	TEAM	POS	RD	PICK
Loyd Phillips	Chicago	DE	1	10
Harry Jones	Philadelphia	RB	1	19
Martine Bercher	Atlanta	DB	6	151

1966	TEAM	POS	RD	PICK
James Lindsey	Minnesota	RB	2	27
Dick Cunningham	Detroit	T	9	136
Mike Bender	Atlanta	G	10	141
Bobby Burnett	Chicago	RB	10	152
Jim Williams	Minnesota	DE	16	237
Bobby Crockett	New York Giants	WR	19	282

1965	TEAM	POS	RD	PICK
Glen Ray Hines	St. Louis	T	6	82
Ronnie Caveness	Los Angeles	LB	9	121

1964	TEAM	POS	RD	PICK
Wes Bryant	Detroit Lions	T	7	90
Jerry Lamb	St. Louis	E	7	93
Gordon Quest	Washington	QB	20	270

1963	TEAM	POS	RD	PICK
Danny Brabham	St. Louis	LB	3	30
Billy Moody	Los Angeles	HB	12	155
Dave Adams	Washington	G	16	218
Bill Clay	St. Louis	E	20	269



1962	TEAM	POS	RD	PICK
Lance Alworth	San Francisco	WR	1	8
John Childress	Washington	G	10	127
George McKinney	Philadelphia	B	13	180
Jerry Mazzanti	Philadelphia	DE	16	223

1961	TEAM	POS	RD	PICK
Paul Dudley	Green Bay	B	4	54
Jim Collier	New York Giants	TE	7	95

1959	TEAM	POS	RD	PICK
Charley Sample	Green Bay	B	20	229
Donnie Stone	Chicago	HB	21	249

1958	TEAM	POS	RD	PICK
Don Christian	San Francisco	B	21	251

1957	TEAM	POS	RD	PICK
Billy Ray Smith, Sr.	Los Angeles	DT	3	26
George Walker	Cleveland	B	3	28
Ronnie Underwood	Baltimore	B	5	54

1956	TEAM	POS	RD	PICK
Preston Carpenter	Cleveland	E	1	13
Henry Moore	New York Giants	DB	2	19
Buddy Benson	Pittsburgh	B	27	316
Gerry Nesbitt	New York Giants	B	27	321
Bill Fuller	New York Giants	T	28	333

1955	TEAM	POS	RD	PICK
Bud Brooks	Detroit	G	5	13
A. J. Baker	Washington	B	27	316

1954	TEAM	POS	RD	PICK
Lamar McHan	Chicago	QB	1	2
Floyd Sagely	San Francisco	DB	6	71
Tom Garlington	Chicago	T	8	90
Sammy Dumas	Chicago	G	14	158
Jack Troxell	Chicago	B	17	194
Buster Graves	Detroit	T	19	229

1953	TEAM	POS	RD	PICK
Lew Carpenter	Detroit	HB	8	97
John Cole	Baltimore	B	10	110
Buddy Sutton	Baltimore	B	15	170

1952	TEAM	POS	RD	PICK
Bob Griffin	Los Angeles	LB	2	25
Pat Summerall	Detroit	E	4	45
Dave Hanner	Green Bay	DT	5	52
Fred Williams	Chicago	DT	5	56
Billy Jurney	Chicago	E	8	92
Bill Ward	New York Giants	G	13	146
Frank Fischel	Chicago	E	20	232

1951	TEAM	POS	RD	PICK
Jack Richards	Philadelphia	E	8	93
Louis Schaufele	Philadelphia	B	10	116
Buddy Brown	Washington	G	26	221
Buddy Rogers	Chicago	B	26	312
Fred Williams	Cleveland	DT	26	315
Marv Stendel	Philadelphia	E	28	332
Leon Campbell	Chicago	FB	28	336

1950	TEAM	POS	RD	PICK
Leon Campbell	Baltimore	FB	2	15
Bill Bass	Baltimore	B	9	106

John Lunney	Los Angeles	G	12	155
Billy Hix	Philadelphia	E	14	183
Alvin Duke	Washington	B	18	227
Geno Mazzanti	Baltimore	HB	26	327

1949	TEAM	POS	RD	PICK
John Hoffman	Chicago	HB	5	49
Ross Pritchard	Washington	B	17	168
Ed Hamilton	Los Angeles	E	22	217
Frank Lambright	Green Bay	G	25	243

1948	TEAM	POS	RD	PICK
Clyde Scott	Philadelphia	HB	1	8
Jim Minor	Detroit	T	4	25
Don Richards	Green Bay	T	5	27
Aubrey Fowler	Philadelphia	HB	18	162
Floyd Thomas	Green Bay	C	20	181
Theron Roberts	New York Giants	G	23	206

1947	TEAM	POS	RD	PICK
Alton Baldwin	Boston	E	4	25
Earl Wheeler	Washington	C	15	128
Herm Lubker	Green Bay	E	26	241

1946	TEAM	POS	RD	PICK
Mike Schumchyk	Los Angeles	E	9	80
Alton Baldwin	Chicago	E	29	271

1945	TEAM	POS	RD	PICK
Leon Pense	Pittsburgh	DB	9	79
Lamar Dingle	Green Bay	E	9	87
Ben Jones	Boston	E	11	102
Jim Young	New York Giants	T	11	108
Bob Boozer	New York Giants	T	13	130
Marv Lindsey	Green Bay	B	14	142
Charley Lively	Boston	T	20	199
Ray Pipkin	New York Giants	B	29	306

1944	TEAM	POS	RD	PICK
Virgil Johnson	Green Bay	E	11	104
David Jones	Cleveland	B	22	229
Paul Paladino	Green Bay	G	29	302

1943	TEAM	POS	RD	PICK
Bob Forte	Green Bay	B	11	98
Jay Lawhorn	Philadelphia	T	23	212
Harry Wynne	Pittsburgh	E	24	227
Bob Green	Brooklyn	T	27	254

1942	TEAM	POS	RD	PICK
Firman Bynum	Detroit	T	16	145
R. C. Pitts	Brooklyn	E	17	157

1941	TEAM	POS	RD	PICK
Red Hickey	Philadelphia	E	6	98
Milt Simington	Cleveland	G	9	74
Maurice Britt	Detroit	E	13	115
Johnny Frieberger	Green Bay	E	15	13

1940	TEAM	POS	RD	PICK
Kay Eakin	Pittsburgh	HB	1	3
Saul Singer	Philadelphia	T	6	43
Wilfred Thorpe	Cleveland	G	9	75
Bolo Perdue	Washington	DE	16	148

1939	TEAM	POS	RD	PICK
Lloyd Woodell	New York Giants	C	7	60

1938	TEAM	POS	RD	PICK
Jack Robbins	Chicago	HB	1	5
Jim Benton	Cleveland	E	2	11
Ray Hamilton	Cleveland	E	6	41
Dwight Sloan	Chicago	B	10	85



The first tight end taken in the 2016 NFL Draft, **HUNTER HENRY** was named to the PFWA All-Rookie team after leading all NFL tight ends with eight touchdown catches in his first season.



A	
Chad Abernathy	Minnesota
Gary Adams	Philadelphia [1969]
Joe Adams	Carolina [2012-13], Edmonton (CFL) [2014], Houston [2014], BC (CFL) [2014], Texas (CFL) [2016], San Jose (CFL) [2016]
O'Neal Adams	NY Giants [1942-45], Brooklyn (AAFC)
Anders Akerstrom	New Orleans [2005], Hamburg (NFL) [2006]
Winston Alderson	Houston
Brandon Allen	Jacksonville [2016-Present]
Lance Alworth*	San Diego [1962-70], Dallas [1971-72]
Gary Anderson*	Tampa Bay (USFL), San Diego [1985-88], Tampa Bay [1990-93], Memphis (CFL), Detroit [1993]
Jamaal Anderson*	Atlanta [2007-10], Indianapolis [2011], Cincinnati [2012-13], Chicago [2013]
Ken Anderson	Chicago [1999], Orlando (XFL)
Shawn Andrews*	Philadelphia [2004-2009], New York Giants [2010]
Rick Apolskis	NY Giants, Barcelona (WLAF)
Steve Atwater*	Denver [1989-98], NY Jets [1999]

B	
Herman Bagby	Brooklyn (AAFC), Cleveland (AAFC)
Alvin Bailey	Seattle [2013-2015], Cleveland [2016-17]
Alton Baldwin	Buffalo (AAFC), Green Bay [1950]
Hubert Barker	NY Giants [1942-45]
David Barrett	Arizona [2000-03], NY Jets [2004-08]
Jake Bequette	New England [2012-15]
Jay Bequette	Oklahoma (USFL)
Geno Bell	NY Jets, Cleveland
Mike Bender	Atlanta
Ken Benson	Toronto (CFL)
Jim Benton	Los Angeles (Rams) [1938-40, 42, 44-47], Cleveland, Chicago [1943]
DeCori Birmingham	New England [2005], New York Jets [2005], San Francisco (2006), New York Giants [2006-07], Indianapolis [2007], Carolina [2007-09]
Kirk Botkin	New England, New Orleans [1994-95], Pittsburgh [1996-97]
Danny Brabham	Houston [1963-67], Cincinnati [1968]
Vincent Bradford	San Francisco [1997]
Melvin Bradley	Arizona [1999], Calgary (CFL) [2002-04]
Jesse Branch	Calgary (CFL), Edmonton (CFL)
Robert Brannon	New Orleans [1987]
Sam Breedon	New Orleans [2004], Green Bay [2005]
Jermaine Brooks	Dallas [2003-05]

Richard Brothers	Chicago
Anthony Brown	Chicago [2007]
Maurice Britt	Detroit [1941]
Jon Brittenum	San Diego [1968]
William Brooks	Detroit
Richard Brothers	Chicago
Bill Brown	Washington [1951-52], Green Bay [1953-56]
Trent Bryant	Kansas City [1982-83, 87], Washington [1981], Chicago (USFL)
Wes Bryant	Minnesota
Tony Bua	Miami [2004-05], Cincinnati [2006], Calgary (CFL) [2007]
Scott Bull	San Francisco [1976-78]
Dick Bumpas	Memphis (WFL), Pittsburgh, British Columbia (CFL)
Brandon Burlsworth	Indianapolis [1998]
Bobby Burnett	Buffalo [1966-67], Denver [1969]

C	
Ron Calcagni	Ottawa (CFL), Edmonton (CFL)
Ravin Caldwell	Washington [1987-92]
Leon Campbell	NY Yanks [1950], Chicago [1952-54], Pittsburgh [1955]
Low Carpenter	Detroit [1953-55], Cleveland [1957-58], Green Bay [1959-63]
Preston Carpenter*	Cleveland [1956-59], Pittsburgh [1960-63], Washington [1964-66], Miami [1966], Minnesota [1966]
Ahmad Carroll*	Green Bay [2004-05], Jacksonville [2006], Orlando (AFL) [2008], NY Jets [2009]
Albert Casey	St. Louis (Browns)
Daryl Cato	Miami (AAFC)
Ronnie Caveness	Houston [1966-68], Kansas City
Quinton Caver	Philadelphia [2001-02], Kansas City [2002-04], Dallas [2005-06], Hamilton (CFL) [2007]
Tyrone Chatman	British Columbia (CFL)
Freddie Childress	Cincinnati, Oakland, Dallas, New England [1991], Cleveland, Calgary (CFL), Saskatchewan (CFL) [2006]
Greg Childs	Minnesota [2012-13]
Chrys Chukwuma	Dallas, Las Vegas (XFL), Tennessee
Jessie Clark	Green Bay [1983-87], Detroit [1988], Phoenix [1988-89], Minnesota [1989-90]
Thomas Cobb	Kansas City, Cleveland, Detroit, Chicago (Cardinals) [1931]
Cedric Cobbs	New England [2004-05], Denver [2006]
Raymond Cole	Milwaukee [1940-41]
James Collier	NY Giants [1962], Washington [1963]
Alex Collins	Seattle [2016-Present]



ALEX COLLINS (left) and JONATHAN WILLIAMS (right) are one of just three running back duos to be selected in the first five rounds of the same NFL Draft since 2008 when Arkansas greats Darren McFadden and Felix Jones both went in the first round.



Steven Conley	Pittsburgh [1996-98], Indianapolis [1998], Saskatchewan (CFL)
Brey Cook	Washington [2015]
Grant Cook	Green Bay [2012], Minnesota [2012]
Anthony Cooney	Chicago, Montreal (WLAF)
D.J. Cooper	New Orleans, Memphis (XFL)
Charles Corgan	Kansas City, Hartford, NY Giants
Ben Cowins	Philadelphia, Kansas City, Toronto, (CFL)
Steve Cox	Cleveland, Washington [1981-88]
Reggie Craig	Kansas City [1975-76], Buffalo [1977], Cleveland
Elbert Crawford	LA Rams, New England [1990-91], Denver
Milan Creighton	Chicago (Cardinals) [1931-37]
Bobby Crockett	Buffalo [1966-69]
Tom Crowder	Dallas [2004-06]
Dick Cunningham	Buffalo [1967-72], Philadelphia [1973], Houston [1973], Detroit
DeAnthony Curtis	Tampa Bay [2012]

D

Weston Dacus	Kansas City [2008-2009]
Kim Dameron	Memphis (USFL)
Joe Dean Davenport	San Francisco, Indianapolis [2001-03]
Andrew Davie	New York Jets [2009], Carolina [2009]
Brandon Davis#	Cleveland [2002], Philadelphia [2003]
Curt Davis	Atlanta [2001]
Isaac Davis	San Diego [1994-97], New Orleans [1997], Minnesota [1998]
Knile Davis	Kansas City [2013-16], Green Bay [2016], Kansas City [2017], Pittsburgh [2017-Present]
AJ Derby	New England [2015-16], Denver [2016-Present]
Ron Dickerson, Jr.	Kansas City [1993-94]
Chuck Dicus	San Diego [1971-72], Pittsburgh [1973]
Arrion Dixon	Kansas City [2005-06]
Ray Dominguez	Green Bay [2011], Carolina [2012], Dallas [2013]
Freddie Douglas	Pittsburgh, Tampa Bay [1976]
Bobby Duckworth	San Diego [1982-84], Los Angeles (Rams) [1985-86], Philadelphia [1986]
Paul Dudley	NY Giants [1962], Philadelphia [1963]

E

Kay Eakin*	NY Giants [1940-41], Miami (AAFC)
Jerry Eckwood	Tampa Bay [1979-81]
Bobby Joe Edmonds	Seattle [1986-88], Los Angeles (Raiders) [1989], Tampa Bay [1995], Detroit
Brooks Ellis	New England [2017-Present]
Anthony Eubanks	Dallas
Jack Ettinger	Memphis (WFL)

F

Ron Faurot	NY Jets [1984-85]
Robert Felton	Buffalo [2008], Oakland [2008]

Joe Ferguson	Buffalo [1973-84], Detroit [1985-87], Tampa Bay [1988-89], Indianapolis [1990]
Milton Fields	Birmingham (USFL), Washington
Trey Flowers	New England [2015-Present]
Henry Ford*	Houston/Tennessee [1994-2002]
Ike Forte	NY Giants, Washington [1978-80]
Robert Forte	Green Bay [1946-53]
Barry Foster	Pittsburgh [1990-94]
Aubrey Fowler	Boston Yanks [1948]
Jerry Franklin	Denver [2012], Carolina [2012], Dallas [2012], Chicago [2013], Kansas City [2014], New Orleans [2014-15], Detroit [2016-Present]

G

Rohan Gaines	Los Angeles [2016]
Nate Garner	New York Jets [2008], Miami Dolphins [2008-14]
Randy Garner	Atlanta [2001], Jacksonville [2002], Rhein Fire (NFL) [2004], Denver Broncos [2004]
Grant Garrett	Green Bay, Kansas City
Greg Gatson	San Diego [2012-13]
Tom Ginn	Detroit [1980-81]
Jeff Goff	Washington
Brett Goode	Jacksonville [2007], Green Bay [2008-16]
Chris Gragg	Buffalo [2013-2016]
Michael Grant	Jacksonville [2008], Kansas City [2008], Washington [2008-09], Cleveland [2009]
Oscar Gray	Phoenix [1995], Seattle [1996-97]
Bob Griffin	St. Louis [1961], Los Angeles (Rams) [1953-57], Detroit

H

John Haden	NY Giants [1936-38]
Ryan Hale	NY Giants [1999-2000]
Carlos Hall	Tennessee [2002-05], Kansas City [2005-06], Denver [2007]
Cobi Hamilton	Cincinnati [2013-2014, 14-15], Philadelphia [2014], Miami [2015], Carolina [2016], Pittsburgh [2016-Present]
Ray Hamilton	Cleveland, Detroit [1939], Los Angeles (Rams) [1938, 44-47], Philadelphia [1940]
Ken Hamlin	Seattle [2003-06], Dallas [2007-09], Baltimore [2010], Indianapolis [2010-11]
Dan Hampton*	Chicago [1979-90]
William Hampton	Montreal (CFL)
Dave Hanner	Green Bay [1952-64]
LaSalle Harper	Chicago [1989], NY Giants [1989]
Corey Harris	Atlanta
Elliott Harris	Pittsburgh [2005], Houston [2006]
Leotis Harris	Green Bay [1978-83]
Steven Harris	Washington [2005-07]
Wayne Harris	Calgary (CFL)
Marcus Harrison	Chicago [2008-10]
Keon Hatcher	Oakland [2017-Present]
Ken Hayden	Philadelphia [1942], Washington [1943]
Hunter Henry	San Diego/Los Angeles Chargers [2016-Present]
Chuck Herman	Atlanta [1980]
Javonte Herndon	San Diego [2014-16]
Howard Hickey	Pittsburgh [1941], Cleveland, Los Angeles (Rams) [1941, 45-48]
Anthony Hicks	Green Bay, Jacksonville
Alonzo Highsmith	Miami [2013], Kansas City [2014], Washington [2015]
Madre Hill	Cleveland, Berlin (NFL), Oakland [2002-03]
Peyton Hillis	Denver [2008-09], Cleveland [2010-11], Kansas City [2012], Tampa Bay [2013], New York Giants [2013-14]
Glen Ray Hines	Houston [1966-70], New Orleans [1971-72], Pittsburgh [1973]
Bill Hix	Philadelphia [1950]
Gary Hobbs	Kansas City
Zach Hocker	Washington [2014], Miami [2015], New Orleans [2015], St. Louis [2015], Cincinnati [2016]
John Hoffman	Chicago [1949-56]
Floyd Hogan	British Columbia (CFL)
Cody Hollister	New England [2017-Present]
Derek Holloway	Michigan, (USFL), Arizona (USFL), Washington [1986], Tampa Bay [1987]
Greg Horne	Cincinnati [1987], St. Louis/Phoenix [1987-88], Washington, London (WLAF)
Julian Horton	Tennessee [2014]



Arguably the greatest tackle in Philadelphia Eagles history, **JASON PETERS** has made nine Pro Bowl appearances and earned six All-Pro selections in his 13 NFL seasons.



Raymond House	Atlanta [2003-04], Ottawa (CFL) [2005]
Chris Houston	Atlanta [2007-09], Detroit [2010-13], Carolina [2015]
De'Arrius Howard	Kansas City [2006]
Jim Lee Howell	NY Giants [1937-42, 46-48], Tampa Bay
Jeb Huckeba	Seattle [2005-06]

I

Darwin Ireland	Chicago [1994-95]
Sam Irwin-Hill	Dallas [2017-Present]

J

Eddie Jackson	Carolina [2004-05], Miami [2006], New England [2007], Washington [2008]
Keith Jackson	St. Louis [2007], San Diego [2008]
Charles Jamerson	Hartford
Michael James	Dallas
Cameron Jefferson	Chicago [2015], Denver [2015-16], Buffalo [2017-Present]
Michael Jenkins	Toronto (CFL), Houston, Montreal (CFL) [2005], Edmonton (CFL) [2006]
Dennis Johnson	Houston [2013], Cleveland [2013], Brooklyn Bolts (FXFL) [2014-15]
Ray Lee Johnson	San Diego [1993-03], Denver [2004-05]
Felix Jones*	Dallas [2008-12], Philadelphia [2013], Pittsburgh [2013]
Harry Jones*	Philadelphia [1967-71]
J.J. Jones	Dallas [2001], New Orleans [2002-03], Scottish (NFLE) [2004]
Matt Jones*	Jacksonville [2005-2008], Cincinnati [2010]

K

Allen Keen	Philadelphia [1937-38]
Randy Kelly	Kansas City [2007]
Kenoy Kennedy	Denver [2000-04], Detroit [2005-07]
Carl Kidd	Oakland [1995-96], British Columbia (CFL) [2000], Minnesota [2001], British Columbia (CFL) [2002-06]
Keith Kidd	Minnesota [1987]
Denver Kirkland	Oakland [2016-Present]
Mike Kirkland	Baltimore (Colts) [1976-78]
Steve Korte	New Orleans [1983-90]
Greg Koch	Green Bay [1977-85], Miami [1986-87], Minnesota [1987]

L

Bo Lacy	Pittsburgh [2004], Chicago [2005], Indianapolis [2006], Atlanta [2007]
Jerry Lamb	Kansas City
Sacha Lancaster	Hamburg (NFLE) [2005], Rhein (NFLE) [2006], British Columbia (CFL) [2007]
Greg Lasker	NY Giants [1986-88], Phoenix [1988], Chicago [1988]
Homer Ledbetter	Chicago Cardinals [1932-33]
Jim Lindsey	Minnesota [1966-72]
Steve Little*	St. Louis [1978-80]
Mitchell Loewen	New Orleans [2016-Present]
DeMarcus Love	Minnesota [2011-13], Jacksonville [2013], New York Giants [2014], New Orleans [2014], Denver [2014], Atlanta [2015]
Jamar Love	New England [2009], Dallas [2009], Tampa Bay [2009], Tennessee [2009]
Anthony Lucas	Green Bay, Dallas
Jonathan Luigs	Cincinnati [2009]
Kenneth Lunday	NY Giants [1937-41, 46-47]
Vaughn Lusby	Cincinnati [1979], Chicago [1980]

M

Isaac Madison	Dallas [2012], Detroit [2012]
Ryan Mallett	New England [2011-2014], Houston [2014-2015], Baltimore [2015-Present]
Brison Manor	Denver [1977-84], Tampa Bay [1984]
Fred Marshall	Calgary (CFL)
Wayne Martin*	New Orleans [1989-99]
Darryl Mason	Birmingham (USFL)
Geno Mazzanti	NY Yanks [1950]
Jerry Mazzanti	Philadelphia [1963], Detroit [1966], Pittsburgh [1967]
Bruce Maxwell	Detroit [1970]
Darren McFadden*	Oakland [2008-14], Dallas [2015-Present]
Bill McClard	San Diego [1972], New Orleans [1973-75]
Lamar McHan*	Chicago Cardinals [1954-58], Green Bay [1959-60], Baltimore Colts [1961-63], San Francisco [1963]



TRAVIS SWANSON, who has started 31 of 42 games played over three seasons, is the Detroit Lions' longest-tenured offensive lineman heading into the 2017 season.

J.J. Meadors	Edmonton (CFL)
Peter Merloni	Boston Braves
Caleb Miller	Cincinnati [2004-07]
Nick Miller	Cleveland
Tevin Mitchell	Washington [2015], Indianapolis [2015-Present]
Braylon Mitchell	Oakland [2015]
Verl Mitchell	Atlanta
Marcus Monk	Chicago [2008], Carolina [2009]
Charles Moore	Washington [1962]
Henry Moore	NY Giants [1956], Baltimore Colts [1957]
Jerry Moore	Chicago [1971-72], New Orleans [1973-74]
Jim Mooty	Dallas [1960]
Drew Morgan	Miami [2017-Present]
Alex Mortensen	Tennessee [2009]
Dickey Morton	Toronto (CFL), Pittsburgh
Lock Morton	Newark
Tom Murphy	Chicago Cardinals [1934]
Wes Murphy	Kansas City [2007]

N

Jerico Nelson	New Orleans [2012-13]
Gerald Nesbitt	Ottawa (CFL)

O

Sam Olajubutu	Tampa Bay [2007]
Tony Ollison	Indianapolis, San Antonio (USFL)
Kerry Owens	Cincinnati, Cleveland [1989]

P

Zac Painter	Dallas
Stephen Parker	Miami [2007]
Leon Pense	Pittsburgh [1945]
Jason Peters	Buffalo [2004-08], Philadelphia [2009-Present]
Mitch Petrus	New York Giants [2010-12], New England [2012], Tennessee [2012]
Jermaine Petty	Cincinnati [2002], Green Bay [2003]
Loyd Phillips*	Chicago [1967-69], New Orleans
Darius Philon	San Diego [2015-Present]
Joyce Pipkin	NY Giants [1948], Los Angeles

R

Davis Reavis	Pittsburgh [1974-75], Tampa Bay [1976-83]
Mike Reppond	Chicago [1973], British Columbia (CFL)
Lawrence Richardson	Buffalo [2004], Hamburg (NFLE) [2005]
Matterral Richardson	Washington [2008], Houston [2008], Cleveland [2009]
Danny Rhodes	Baltimore Colts [1974]
Jack Robbins*	Chicago Cardinals [1938-39]
Kyle Roper	Baltimore [2006]



James Rouse	Chicago [1990-91]
Coy Ernest Ruple	Pittsburgh [1968-69]
Derek Russell	Denver [1991-94], Houston/Tennessee [1995-97]

S

Floyd Sagely	Chicago Cardinals [1957]
Roland Sales	Toronto (CFL), Montreal (CFL)
Howard Sampson	Green Bay [1978-79]
David Sanders	Oakland, San Francisco (XFL)
Kenny Sandlin	Carolina [2002], Minnesota [2003]
Kevin Scanlon	Los Angeles Rams [1980], Hamilton (CFL) [1980]
Clyde Scott*	Philadelphia [1949-52], Detroit [1952]
Earl Scott	Amsterdam (WLAF)
Malcolm Sheppard	Houston [2010], Tennessee [2010-2011]
Milt Simington	Cleveland, Pittsburgh [1942]
Desmond Sims	New Orleans [2007]
Gerald Skinner	Green Bay [1978]
Dan Skipper	Dallas [2017-Present]
Dwight Sloan	Chicago Cardinals [1938], Detroit [1939-40]
Kiero Small	Seattle [2014], Cleveland [2014], Baltimore [2014-2015]
Billy Ray Smith Sr.	Los Angeles Rams [1957], Pittsburgh [1958-60], Baltimore Colts [1961, 63-70]
Billy Ray Smith Jr.*	San Diego [1983-92]
Chris Smith	Jacksonville [2014-16], Cincinnati [2017-Present]
Emanuel Smith	Jacksonville [2000]
Mark Smith	Kansas City
Richard Smith	Kansas City [2004-05], Washington [2006], Edmonton (CFL) [2007]
Rollen Smith	St. Louis
Michael Snowden	Tennessee
Junior Soli	San Diego
Ryan Sorahan	New Orleans [2004]
Ronny South	New Orleans [1968]
Martrell Spaight	Washington [2015-Present]
Ray Spillers	Philadelphia [1937]
Bob Stankovitch	Kansas City
George Stewart	Kansas City
Clint Stoerner	Dallas [2000-03], Scottish (NFL), Miami [2004]
Donnie Stone	Denver [1961-64], Buffalo [1965], Houston [1966]
Pat Summerall	Detroit [1952], Chicago Cardinals [1953-57], NY Giants [1958-61]
Buddy Sutton	Baltimore
Travis Swanson	Detroit [2014-Present]

T

Fred Talley	Atlanta [2003], Edmonton (CFL) [2004], Montreal (CFL) [2005], Atlanta [2006]
Brad Taylor	Edmonton (CFL), Montreal (CFL)
R.C. Thielemann	Atlanta [1977-84], Wash. [1985-88]
Mick Thomas	Atlanta
Robert Thomas	Washington [2014-2015], Seattle [2015], New England [2015], Miami [2015], Carolina [2016], NY Giants [2016-Present]
Tramain Thomas	Tampa Bay [2012]
Wilfred Thorpe	Cleveland
Curtis Townsend	St. Louis [1978], San Diego
Kendall Trainor	Phoenix, Sacramento (WLAF), New York, New Jersey (WLAF)
Sebastian Tretola	Tennessee [2016-Present]
Zac Tubbs	Buffalo [2007]

U

Tony Ugoh	Indianapolis [2007-09], Detroit [2010], Indianapolis [2011], New York Giants [2011], Kansas City [2012]
Ron Underwood	Chicago

V

Jose Valdez	Atlanta [2009-11], St. Louis [2012], Saskatchewan (CFL) [2013]
Clyde Van Sickle	Green Bay [1932-33]
Vickiel Vaughn	San Francisco [2006], Washington [2007], Denver [2008]
Darius Vinnett	St. Louis [2007-08]

W

Jimmy Walker	Minnesota [1987], Edmonton (CFL), Ottawa (CFL), Birmingham (USFL)
Gavin Walls	Minnesota [2003], Scottish (NFL) [2004], Winnipeg (CFL) [2005-2010], Montreal (CFL) [2010-11]
Danny Walters	San Diego [1983-87]
Charles Washington	Green Bay [1987]
Orlando Watters	Seattle [1994]
Tim Webster	Green Bay [1971]
Marsh White	NY Giants [1975-77]
Bobbie Williams	Philadelphia [2000-03], Cincinnati [2004-11]
Boo Williams	New Orleans [2001-05], NY Giants [2006]
D.J. Williams	Green Bay [2011-12], Jacksonville [2013], New England [2013], Tampa Bay [2014], Washington [2015]
Fred Williams	Chicago [1952-63], Washington [1964-65]
Jonathan Williams	Buffalo [2016-Present]
Patrick Williams	New York Jets
Demetrius Wilson	San Diego [2015]
George Wilson	Detroit [2004], Buffalo [2005-12], Tennessee [2013-14]
Tyler Wilson	Oakland [2013], Tennessee [2013], Cincinnati [2014]
Ronnie Wingo Jr.	Atlanta [2013], Buffalo [2013-14], Atlanta [2014-15]
Ben Winkleman	Milwaukee
Bill Winston	New York Jets
Dennis Winston	Pittsburgh [1977-81, 85-86], New Orleans [1982-85]
Jarius Wright	Minnesota [2012-Present]
Don Wunderly	Pittsburgh, British Columbia (CFL)
Kevin Wyatt	Miami, San Diego [1986]
Harry Wynne	Boston Yanks, NY Giants [1945]

Y

Theo Young	Pittsburgh [1987]
------------	-------------------

* Drafted first round
 # Played basketball at Arkansas
 Years spent with each team not available for all players.



The first draft selection for Arkansas in 2017, **DEATRICH WISE JR.** is the second Razorback defensive lineman drafted by the New England Patriots in the past three years, joining Super Bowl LI champion Trey Flowers.



PLAYER	TEAM	SUPER BOWL (OPPONENT)
Lance Alworth, WR	Dallas	VI (Miami)
Steve Atwater, S	Denver	XXIV (San Francisco) XXXII (Green Bay) XXXIII (Atlanta)
Alvin Bailey, OT	Seattle	XLVIII (Denver) XLIX (New England)
Jake Bequette, DE [^]	New England	XLIX (Seattle)
Ravin Caldwell, LB	Washington	XXII (Denver) XXVI (Buffalo) XXXV (Baltimore)
Mike Cherry, QB	N.Y. Giants	XXXV (Baltimore)
Steve Cox, P	Washington	XXII (Denver)
Trey Flowers, DE	New England	LI (Atlanta)
Henry Ford, DT/DE	Tennessee	XXXIV (St. Louis)
Brett Goode, LS	Green Bay	XLV (Pittsburgh)
Ryan Hale, DT	N.Y. Giants	XXXV (Baltimore)
Dan Hampton, DE	Chicago	XX (New England)
Madre Hill, RB	Oakland	XXXVII (Tampa Bay)
Tavaris Jackson, QB	Seattle	XLVIII (Denver)
Cameron Jefferson, OT [^]	Denver	50 (Carolina)
Raylee Johnson, DE	San Diego	XXIX (San Francisco)
Greg Lasker, S	N.Y. Giants	XXI (Denver)
Jim Lindsey, RB	Minnesota	IV (Kansas City)
Ryan Mallett, QB	New England	XLVI (N.Y. Giants)
Brison Manor, DE	Denver	XII (Dallas)
Mitch Petrus, OG	N.Y. Giants	XLVI (New England)
Dave Reavis, OT	Pittsburgh	IX (Minnesota) X (Dallas)
Billy Ray Smith, DT	Baltimore Colts	III (N.Y. Jets) V (Dallas)
R.C. Thielemann, OG	Washington	XXII (Denver)
Tony Ugoh, OT	Indianapolis	XLIV (New Orleans)
Bobbie Williams, OG	N.Y. Giants	XLVI (New England)
Dennis Winston, LB	Baltimore	XLVII (San Francisco)
	Pittsburgh	XIII (Dallas) XIV (Los Angeles Rams)

[^] Practice squad


COACH	TEAM	SUPER BOWL (OPPONENT)
Raymond Berry*	New England	XX (Chicago)
Don Breaux*	Washington	XVII (Miami) XVIII (Los Angeles Raiders) XXII (Denver) XXVI (Buffalo)
Pete Carroll*	Seattle	XLVIII (Denver) XLIX (New England)
Joe Gibbs*	Washington	XVII (Miami) XVIII (Los Angeles Raiders) XXII (Denver) XXVI (Buffalo)
Bill Johnson*	New Orleans	XLIV (Indianapolis)
Jimmy Johnson	Dallas	XXVII (Buffalo) XXVIII (Buffalo)
John Mitchell*	Pittsburgh	XXX (Dallas) XL (Seattle) XLIII (Arizona) XLV (Green Bay)
Pat Ruel*	Seattle	XLVIII (Denver) XLIX (New England)
Barry Switzer	Dallas	XXX (Pittsburgh)
Fred Von Appen*	San Francisco	XIX (Miami) XXIII (Cincinnati)

*Coached at Arkansas

OWNER	TEAM	SUPER BOWL (OPPONENT)
Jerry Jones	Dallas	XXVII (Buffalo) XXVIII (Buffalo) XXX (Pittsburgh)



TREY FLOWERS had 2.5 sacks and five total quarterback hits in the New England Patriots' 34-28 Super Bowl LI win over the Atlanta Falcons. He is the 25th former Razorback to win the Super Bowl as a player on an active roster.



JERRY JONES (left) and **JIMMY JOHNSON** (right) celebrate with the Lombardi Trophy after the Dallas Cowboys defeated the Buffalo Bills in Super Bowl XXVIII for their second straight Super Bowl victory.



RECORD BOOK



INDIVIDUAL RUSHING RECORDS



RUSHING ATTEMPTS

GAME			
1.	45	Madre Hill vs. Auburn (186 yards, 1 TD)	1995
2.	42	Brandon Holmes vs. LSU (143 yards, 1 TD)	2000
3.	40	DeCori Birmingham at Kentucky (196 yards, 2 TD)	2003
4.	38	David Dickey vs. SMU (133 yards, 2 TD)	1966
5.	36	Cedric Cobbs at Alabama (198 yards, 1 TD)	2003
	36	Dickey Morton at SMU (189 yards, 0 TD)	1973
7.	35	Michael Smith at Kentucky (192 yards, 1 TD)	2008
	35	Michael Smith at Auburn (176 yards, 1 TD)	2008
	35	Bill Burnett at Baylor (133 yards, 3 TD)	1969
	35	Bill Burnett vs. North Texas (185 yards, 2 TD)	1968

SEASON

1.	325	Darren McFadden (1,830 yards, 16 TD)	2007
2.	307	Madre Hill (1,387 yards, 15 TD)	1995
3.	284	Darren McFadden (1,647 yards, 14 TD)	2006
4.	271	Alex Collins (1,577 yards, 20 TD)	2015
5.	245	Rawleigh Williams III (1,360 yards, 12 TD)	2016
6.	242	Dickey Morton (1,188 yards, 6 TD)	1972
7.	232	Bobby Burnett (947 yards, 16 TD)	1965
8.	227	Cedric Cobbs (1,320 yards, 10 TD)	2003
9.	226	Dickey Morton (1,298 yards, 5 TD)	1973
10.	220	Ben Cowins (1,192 yards, 14 TD)	1977

CAREER

1.	785	Darren McFadden (4,590 yards, 41 TD)	2005-07
2.	665	Alex Collins (3,703 yards, 36 TD)	2013-15
3.	635	Ben Cowins (3,570 yards, 30 TD)	1975-78
4.	595	Dickey Morton (3,317 yards, 16 TD)	1971-73
5.	589	Cedric Cobbs (3,018 yards, 26 TD)	1999-2003
6.	559	James Rouse (2,887 yards, 38 TD)	1985-89
7.	541	Madre Hill (2,407 yards, 25 TD)	1994-98
8.	526	Bill Burnett (2,204 yards, 46 TD)	1968-70
9.	505	E.D. Jackson (2,061 yards, 9 TD)	1989-92
10.	498	Fred Talley (2,661 yards, 11 TD)	1999-2002

RUSHING YARDS

GAME			
1.	321	Darren McFadden vs. South Carolina (34 rushes, 1 TD)	2007
2.	271	Dickey Morton at Baylor (28 rushes, 2 TD)	1973
3.	241	Fred Talley at Auburn (21 rushes, 1 TD)	2002
4.	236	Leon Campbell vs. North Texas (15 rushes, 2 TD)	1949
5.	219	Darren McFadden at South Carolina (25 rushes, 2 TD)	2006
	219	James Rouse vs. New Mexico (19 rushes, 4 TD)	1987
7.	215	Ike Forte vs. Texas Tech (32 rushes, 2 TD)	1974
8.	214	Fred Talley vs. Ole Miss (29 rushes, 2 TD)	2000
9.	212	Alex Collins at Texas Tech (27 rushes, 2 TD)	2014
10.	206	Darren McFadden at LSU (32 rushes, 3 TD)	2007

SEASON

1.	1,830	Darren McFadden (325 rushes, 16 TD)	2007
2.	1,647	Darren McFadden (284 rushes, 14 TD)	2006
3.	1,577	Alex Collins (271 rushes, 20 TD)	2015
4.	1,387	Madre Hill (307 rushes, 15 TD)	1995
5.	1,360	Rawleigh Williams III (245 rushes, 12 TD)	2016
6.	1,322	Knile Davis (204 rushes, 13 TD)	2010
7.	1,320	Cedric Cobbs (227 rushes, 10 TD)	2003
8.	1,298	Dickey Morton (226 rushes, 5 TD)	1973
9.	1,192	Ben Cowins (220 rushes, 14 TD)	1977
10.	1,190	Jonathan Williams (211 rushes, 12 TD)	2014

CAREER

1.	4,590	Darren McFadden (785 rushes, 41 TD)	2005-07
2.	3,703	Alex Collins (665 rushes, 36 TD)	2013-15
3.	3,570	Ben Cowins (635 rushes, 30 TD)	1975-78
4.	3,317	Dickey Morton (595 rushes, 16 TD)	1971-73
5.	3,018	Cedric Cobbs (589 rushes, 26 TD)	1999-2003
6.	2,956	Felix Jones (386 rushes, 20 TD)	2005-07
7.	2,887	James Rouse (559 rushes, 38 TD)	1985-89
8.	2,661	Fred Talley (498 rushes, 11 TD)	1999-2002
9.	2,535	Matt Jones (382 rushes, 24 TD)	2001-04
10.	2,407	Madre Hill (541 rushes, 25 TD)	1994-98

YARDS PER RUSH

SEASON (MIN. 99 RUSHES)

1.	8.74	Felix Jones (133 rushes, 1156 yards)	2007
2.	7.62	Jerry Eckwood (104 rushes, 792 yards)	1975
3.	7.58	Felix Jones (154 rushes, 1168 yards)	2006
4.	6.54	Dickey Morton (127 rushes, 831 yards)	1971
5.	6.48	Knile Davis (204 rushes, 1322 yards)	2010
6.	6.34	Ben Cowins (183 rushes, 1162 yards)	1976
7.	6.32	Dennis Johnson (106 rushes, 670 yards)	2011
	6.32	Darren McFadden (176 rushes, 1113 yards)	2005
	6.32	Felix Jones (99 rushes, 626 yards)	2005
10.	6.15	Geno Mazzanti (123 rushes, 757 yards)	1949

CAREER

1.	7.66	Felix Jones (386 rushes, 2956 yards)	2005-07
2.	6.64	Matt Jones (382 rushes, 2535 yards)	2001-04
3.	5.98	Dennis Johnson (345 rushes, 2036 yards)	2008-12
4.	5.85	Michael Smith (359 rushes, 2103 yards)	2006-09
	5.85	Darren McFadden (785 rushes, 4590 yards)	2005-07
6.	5.72	Jonathan Williams (406 rushes, 2321 yards)	2012-15
7.	5.62	Ben Cowins (635 rushes, 3570 yards)	1975-78
8.	5.57	Alex Collins (665 rushes, 3703 yards)	2013-15
	5.57	Jerry Eckwood (340 rushes, 1895 yards)	1974-76, 78
	5.57	Dickey Morton (595 rushes, 3317 yards)	1971-73

RUSHING TOUCHDOWNS

GAME			
1.	6	Madre Hill vs. South Carolina	1995
2.	5	Alex Collins vs. UT Martin	2015
	5	Jessie Clark vs. Baylor	1981
	5	Gene Davidson vs. Oklahoma Mines	1916
	5	Gene Davidson vs. Hendrix	1915

SEASON

1.	20	Alex Collins	2015
2.	19	Bill Burnett	1969
3.	17	James Rouse	1987
4.	16	Darren McFadden	2007
	16	Bobby Burnett	1965
6.	15	Madre Hill	1995
	15	Bill Burnett	1968
8.	14	Darren McFadden	2006
	14	Ben Cowins	1977
	14	Billy Moore	1962

CAREER

1.	46	Bill Burnett	1968-70
2.	41	Darren McFadden	2005-07
3.	38	James Rouse	1985-89
4.	36	Alex Collins	2013-15
5.	30	Ben Cowins	1975-78
6.	26	Cedric Cobbs	1999-2003
7.	25	Madre Hill	1994-98
	25	David Dickey	1966-68
9.	24	Matt Jones	2001-04
	24	Chrys Chukwuma	1996-99



ALEX COLLINS broke Arkansas' single-season record for rushing touchdowns (20) in 2015, while equaling Darren McFadden's program records for 100-yard games (10) and 100-yard games in SEC action (6).

100-YARD RUSHING GAMES

SEASON

1.	10	Darren McFadden	2007
	10	Alex Collins	2015
3.	7	Rawleigh Williams III	2016
	7	Darren McFadden	2006
	7	Cedric Cobbs	2003
6.	6	Knile Davis	2010
	6	Felix Jones	2007
	6	Madre Hill	1995
	6	Ben Cowins	1977
	6	Dickey Morton	1973
	6	Dickey Morton	1972
12.	5	Jonathan Williams	2014
	5	Michael Smith	2008
	5	Felix Jones	2006
	5	Darren McFadden	2005
	5	Ben Cowins	1978
	5	Ben Cowins	1976
	5	Jerry Eckwood	1975
	5	Bill Burnett	1969
	5	Bobby Burnett	1965


CAREER

1.	22	Darren McFadden	2005-07
2.	17	Alex Collins	2013-15
3.	16	Ben Cowins	1975-78
4.	15	Dickey Morton	1971-73
5.	13	Felix Jones	2005-07
6.	11	Cedric Cobbs	1999-2003
	11	Fred Talley	1999-2002
8.	9	Jonathan Williams	2012-15
	9	Oscar Malone	1992-94, 96
	9	Bill Burnett	1968-70
11.	8	Rawleigh Williams III	2015-16
	8	Matt Jones	2001-04
	8	Madre Hill	1994-98
	8	James Rouse	1985, 87-89
	8	Ike Forte	1974-75



100-YARD RUSHING GAMES (321)

PLAYER	DATE	ATT	YDS	AVG	TD	OPPONENT
Darren McFadden	11/3/07	34	321	9.4	1	South Carolina
Dickey Morton	10/13/73	28	271	9.7	2	Baylor
Fred Talley	10/12/02	21	241	11.5	1	Auburn
Leon Campbell	9/24/49	15	236	15.7	2	North Texas
Darren McFadden	11/4/06	25	219	8.8	2	South Carolina
James Rouse	11/28/87	19	219	11.5	4	New Mexico
Ike Forte	11/23/74	32	215	6.7	2	Texas Tech
Fred Talley	11/4/00	29	214	7.4	2	Ole Miss
Alex Collins	9/13/14	27	212	7.9	2	Texas Tech
Darren McFadden	11/23/07	32	206	6.4	3	LSU
Roland Sales	1/1/78	22	205	9.3	2	Oklahoma
Rawleigh Williams III	11/19/16	16	205	12.8	4	Mississippi State
Ben Cowins	9/17/77	21	203	9.7	2	Oklahoma State
Madre Hill	9/30/95	29	200	6.9	2	Vanderbilt
Cedric Cobbs	9/27/03	36	198	5.5	1	Alabama
DeCori Birmingham	11/1/03	40	196	4.9	2	Kentucky
Darren McFadden	9/15/07	33	195	5.9	2	Alabama
Michael Smith	10/18/08	35	192	5.5	1	Kentucky
Darren McFadden	10/22/05	31	190	6.1	2	Georgia
Fred Talley	11/10/01	27	189	7.0	2	Central Florida
Dickey Morton	11/17/73	36	189	5.3	0	SMU
Lamar McHan	11/3/51	26	189	7.3	2	Texas A&M
Knile Davis	11/20/10	30	187	6.2	2	Mississippi State
Darren McFadden	11/5/05	32	187	5.8	0	South Carolina
Madre Hill	10/28/95	45	186	4.1	1	Auburn
Ben Cowins	10/23/76	21	186	8.9	1	Houston
Alex Collins	1/2/16	23	185	8.0	3	Kansas State
Bill Burnett	10/26/68	35	185	5.3	2	North Texas
Darren McFadden	9/9/06	20	184	9.2	2	Utah State
E.D. Jackson	11/24/90	29	184	6.3	2	SMU
Knile Davis	11/13/10	11	182	16.5	1	UTEP
Darren McFadden	11/24/06	21	182	8.7	2	LSU
Fred Talley	10/19/02	24	182	7.6	0	Kentucky
Darren McFadden	11/11/06	30	181	6.0	2	Tennessee
Ray Parks	10/14/50	21	180	8.6	2	Baylor
Rawleigh Williams III	10/15/16	27	180	6.7	0	Ole Miss
Madre Hill	9/9/95	31	178	5.7	6	South Carolina
Marius Johnson	11/13/93	34	177	5.2	2	Tulsa
Knile Davis	10/23/10	22	176	8.0	3	Ole Miss
Michael Smith	10/11/08	35	176	5.0	1	Auburn
Barry Foster	10/7/89	17	176	10.4	2	TCU
Cedric Cobbs	9/16/00	34	174	5.1	2	Boise State
Alex Collins	10/31/15	16	173	10.8	5	UT Martin
Darren McFadden	9/22/07	29	173	6.0	1	Kentucky
Alex Collins	9/7/13	24	172	7.2	1	Samford
Alex Collins	9/19/15	28	170	6.1	1	Texas Tech
Cedric Cobbs	11/28/03	21	169	8.0	1	LSU
Darryl Bowles	11/17/79	16	169	10.6	2	Texas A&M
Ken Holland	9/20/47	9	168	18.7	3	Northwestern (La.) State
E.D. Jackson	9/5/92	29	167	5.8	0	Citadel
Felix Jones	11/3/07	13	166	12.8	3	South Carolina
Chrys Chukwuma	11/27/98	29	166	5.7	2	LSU
Darren McFadden	11/19/05	21	165	7.9	2	Mississippi State
Geno Mazzanti	11/26/49	23	165	7.2	2	Tulsa
Buddy Sutton	11/22/52	21	164	7.8	1	Tulsa
Ben Cowins	9/18/76	17	163	9.6	0	Oklahoma State
Jerry Eckwood	10/4/75	14	162	11.6	1	TCU
Dennis Johnson	10/27/12	27	161	6.0	1	Ole Miss
Fred Talley	10/28/00	26	161	6.2	1	Auburn
Gary Anderson	12/31/82	26	161	6.2	2	Florida
Ike Forte	9/13/75	26	161	6.2	3	Air Force
Dennis Johnson	10/22/11	15	160	10.7	1	Ole Miss
Mark Calcagni	11/2/85	22	160	7.3	1	Rice
Mike Saint	11/20/71	29	160	5.5	0	Texas Tech
Michael Smith	9/6/08	22	157	7.1	2	Louisiana Monroe
Dickey Morton	10/27/72	34	157	4.6	2	Baylor
Gary Anderson	12/27/80	11	156	14.2	1	Tulane
Ben Cowins	9/10/77	17	156	9.2	1	New Mexico State
Jerry Eckwood	9/20/75	20	156	7.8	1	Oklahoma State
Dickey Morton	10/27/73	17	156	9.2	1	Tulsa
Alex Collins	10/3/15	27	154	5.7	2	Tennessee



One of only two players to win the Doak Walker Award twice, **DARREN McFADDEN** owns the two highest season rushing totals in school history with 1,830 yards in 2007 and 1,647 yards in 2006.

PLAYER	DATE	ATT	YDS	AVG	TD	OPPONENT
Madre Hill	10/14/95	26	154	5.9	1	Ole Miss
Jon Richardson	9/18/71	24	154	6.4	2	Oklahoma State
Jonathan Williams	10/25/14	18	153	8.5	1	UAB
Ike Forte	10/26/74	20	153	7.7	2	Colorado State
Knile Davis	11/27/10	30	152	5.1	1	LSU
Alex Collins	9/26/15	26	151	5.8	1	Texas A&M
Jonathan Williams	8/31/13	18	151	8.4	1	Louisiana
Darren McFadden	9/1/07	24	151	6.3	1	Troy
Madre Hill	11/11/95	27	151	5.6	1	Louisiana Lafayette
Oscar Malone	9/3/94	19	151	7.9	2	SMU
Felix Jones	11/1/07	14	150	10.7	2	Wisconsin
Cedric Cobbs	11/22/03	30	150	5.0	2	Mississippi State
Marshall Foreman	10/6/84	21	150	7.1	1	TCU
Ben Cowins	12/2/78	19	148	7.8	2	Texas Tech
Rawleigh Williams III	11/5/16	26	148	5.7	2	Florida
Ben Cowins	11/20/76	28	147	5.3	1	SMU
Dickey Morton	11/3/73	27	147	5.4	0	Texas A&M
Jerry Eckwood	9/27/75	19	146	7.7	1	Tulsa
Mike Kirkland	11/16/74	23	146	6.3	1	SMU
Dickey Morton	10/23/71	13	146	11.2	1	North Texas
Jonathan Williams	9/13/14	22	145	6.6	4	Texas Tech
Michael Smith	10/10/09	18	145	8.1	1	Auburn
Darren McFadden	10/7/06	28	145	5.2	1	Auburn
Cedric Cobbs	9/6/03	12	145	12.1	1	Tulsa
Ben Cowins	9/16/78	15	144	9.6	0	Vanderbilt
Jonathan Williams	9/6/14	4	143	35.8	1	Nicholls
Brandon Holmes	11/24/00	42	143	3.4	1	LSU
Oscar Malone	11/27/93	10	143	14.3	2	LSU
Ike Forte	10/25/75	21	143	6.8	2	Utah State
Jerry Eckwood	9/13/75	11	143	13.0	1	Air Force
Fred Talley	11/11/00	27	142	5.3	1	Tennessee
Chrys Chukwuma	9/19/98	17	142	8.4	0	SMU
Alex Collins	11/14/15	16	141	8.8	2	LSU
Felix Jones	10/6/07	13	141	10.8	2	Chattanooga
Felix Jones	10/28/06	9	141	15.7	1	Louisiana Monroe

100-YARD RUSHING GAMES (321)

PLAYER	DATE	ATT	YDS	AVG	TD	OPPONENT
Cedric Cobbs	12/31/03	27	141	5.2	1	Missouri
Oscar Malone	9/11/93	22	141	6.4	1	South Carolina
Russell Cody	10/23/67	33	140	4.2	0	Oklahoma State
Geno Mazzanti	10/22/49	16	140	8.8	0	Vanderbilt
Clyde Scott	10/2/48	17	140	8.2	3	TCU
Knile Davis	1/4/11	26	139	5.3	0	Ohio State
De'Arrius Howard	9/10/05	21	139	6.6	1	Vanderbilt
Darren McFadden	9/29/07	19	138	7.3	2	North Texas
Darryl Bowles	9/18/82	27	138	5.1	1	Navy
Felix Jones	11/24/06	16	137	8.6	1	LSU
Felix Jones	9/3/05	8	137	17.1	1	Missouri State
Dickey Morton	9/29/73	27	137	5.1	1	Iowa State
Dickey Morton	9/30/72	26	137	5.3	0	Tulsa
Rawleigh Williams III	9/10/16	28	137	4.9	0	TCU
Fred Talley	10/26/02	20	136	6.8	0	Ole Miss
Marius Johnson	12/30/95	29	136	4.7	0	North Carolina
Peyton Hillis	9/3/05	14	135	9.6	3	Missouri State
Fred Talley	10/6/01	17	135	7.9	1	Weber State
Dickey Morton	11/25/72	33	135	4.1	0	Texas Tech
Devwah Whaley	10/1/16	9	135	15.0	1	Alcorn State
Broderick Green	10/31/09	9	134	14.9	2	Eastern Michigan
Henry Moore	10/30/54	26	134	5.2	1	Texas A&M
Michael Smith	10/4/08	20	133	6.7	1	Florida
Felix Jones	9/22/07	12	133	11.1	0	Kentucky
James Rouse	11/11/89	28	133	4.8	1	Baylor
James Rouse	10/14/89	19	133	7.0	1	Rice
Dickey Morton	9/23/72	26	133	5.1	1	Oklahoma State
Bill Burnett	10/11/69	35	133	3.8	3	Baylor
David Dickey	11/12/66	38	133	3.5	2	SMU
Felix Jones	9/29/07	7	132	18.9	2	North Texas
Matt Jones	11/15/03	7	132	18.9	3	New Mexico State
Chrys Chukwuma	9/5/98	12	132	11.0	2	Louisiana Lafayette
Bobby Burnett	11/20/65	30	132	4.4	3	Texas Tech
Bobby Burnett	10/23/65	18	132	7.3	3	North Texas
Alex Collins	9/27/14	21	131	6.2	1	Texas A&M
Alex Collins	9/6/14	13	131	10.0	3	Nicholls
Alex Collins	8/31/13	21	131	6.2	0	Louisiana
Matt Jones	11/17/01	10	131	13.1	0	Mississippi State
Ike Forte	9/27/75	17	131	7.7	0	Tulsa
Lance Alworth	11/14/59	15	131	8.7	1	SMU
Alex Collins	11/27/15	30	130	4.3	3	Missouri
Michael Forrest	10/29/77	25	130	5.2	1	Rice
Bill Burnett	11/8/69	25	130	5.2	2	Rice
Bill Burnett	11/23/68	29	130	4.5	2	Texas Tech
Michael Smith	10/25/08	19	129	6.8	1	Ole Miss
Felix Jones	9/1/07	12	129	10.8	1	Troy
Darren McFadden	10/28/06	18	129	7.2	1	Louisiana Monroe
Matt Jones	11/16/02	13	129	9.9	1	Louisiana Lafayette
Lewis Carpenter	11/24/51	20	129	6.5	0	Tulsa
Oscar Malone	10/8/94	15	128	8.5	1	Tennessee
Harry Jones	9/18/65	6	128	21.3	1	Oklahoma State
Alex Collins	9/5/15	12	127	10.6	1	UTEP
Dennis Johnson	11/28/08	18	127	7.1	1	LSU
De'Cori Birmingham	9/18/04	14	127	9.1	1	Louisiana Monroe
Ron Calcagni	10/22/77	18	127	7.1	0	Houston
Jonathan Williams	9/7/13	17	126	7.4	1	Samford
Matt Jones	11/13/04	5	126	25.2	1	Ole Miss
Oscar Malone	11/9/96	32	126	3.9	0	Ole Miss
Ben Cowins	9/11/76	16	126	7.9	2	Utah State
Billy Moore	9/29/62	9	126	14.0	2	Tulsa
Geno Mazzanti	11/5/49	15	126	8.4	0	Rice
Rawleigh Williams III	10/1/16	13	126	9.7	0	Alcorn State
Darren McFadden	10/8/05	11	125	11.4	2	Louisiana Monroe
De'Arrius Howard	11/20/04	29	125	4.3	1	Mississippi State
Barry Foster	10/28/89	20	125	6.3	0	Houston
James Rouse	10/12/85	14	125	8.9	1	Texas Tech
James Tolbert	11/15/80	29	125	4.3	2	Texas A&M
Henry Moore	10/16/54	13	125	9.6	1	Texas
Lamar McHan	10/3/53	21	125	6.0	0	TCU
Leon Campbell	9/25/48	19	125	6.6	2	East Texas State
Michael Jenkins	9/9/99	9	124	13.8	1	Middle Tennessee State



RAWLEIGH WILLIAMS III not only finished as the SEC regular-season rushing leader in 2016, but also led the conference in total yards from scrimmage (1,580).

PLAYER	DATE	ATT	YDS	AVG	TD	OPPONENT
B.J. Edmonds	10/6/84	13	124	9.5	1	TCU
Oscar Malone	10/19/96	20	123	6.2	0	South Carolina
Carlton Calvin	11/27/93	14	123	8.8	2	LSU
Scott Bull	11/15/75	14	123	8.8	1	SMU
Dickey Morton	10/2/71	14	123	8.8	1	TCU
Harry Jones	10/23/65	6	123	20.5	1	North Texas
Gerald Nesbitt	10/20/56	11	123	11.2	2	Texas
Darren McFadden	10/6/07	25	122	4.9	1	Chattanooga
Bruce Maxwell	9/24/66	27	122	4.5	2	Tulsa
Harry Jones	10/2/65	11	122	11.1	2	TCU
Don Christian	10/27/56	23	122	5.3	2	Ole Miss
Jack Robbins	11/26/36	21	122	5.8	1	Tulsa
De'Arrius Howard	11/23/02	25	121	4.8	0	Mississippi State
James Rouse	10/10/87	18	121	6.7	1	Texas Tech
Gary Anderson	11/1/80	14	121	8.6	1	Rice
Ben Cowins	10/30/76	20	121	6.1	1	Rice
Dickey Morton	10/28/72	21	121	5.8	1	North Texas
Jack Brasuell	11/7/64	26	121	4.7	0	Rice
Rawleigh Williams III	9/17/16	19	121	6.4	2	Texas State
De'Arrius Howard	9/3/05	12	120	10.0	0	Missouri State
Madre Hill	9/26/98	20	120	6.0	1	Alabama
E.D. Jackson	11/23/91	20	120	6.0	0	Rice
Jerry Eckwood	10/11/75	15	120	8.0	1	Baylor
Jim Mooty	10/25/58	14	120	8.6	2	Ole Miss
Mike Kirkland	9/13/75	12	119	9.9	1	Air Force
Bill Burnett	9/20/69	19	119	6.3	1	Oklahoma State
Clyde Scott	9/18/48	10	119	11.9	0	Abilene Christian
Fred Talley	11/29/02	15	118	7.9	1	LSU
Oscar Malone	11/21/92	12	118	9.8	1	SMU
Marshall Foreman	10/13/84	24	118	4.9	0	Texas Tech
Ben Cowins	9/30/78	21	118	5.6	2	Tulsa
Darren McFadden	11/10/07	22	117	5.3	0	Tennessee
Ben Cowins	11/4/78	23	117	5.1	0	Rice
Ben Cowins	9/24/77	16	117	7.3	1	Tulsa
Fred Marshall	10/10/64	23	117	5.1	1	Baylor



100-YARD RUSHING GAMES (321)

PLAYER	DATE	ATT	YDS	AVG	TD	OPPONENT
Gerald Nesbitt	10/13/56	20	117	5.9	0	Baylor
Rawleigh Williams III	11/25/16	25	117	4.7	1	Missouri
Alex Collins	9/28/13	14	116	8.3	1	Texas A&M
Jonathan Williams	9/14/13	16	116	7.2	1	Southern Miss
Michael Smith	10/14/06	8	116	14.5	2	Southeast Missouri State
Jessie Clark	9/11/82	11	116	10.5	1	Tulsa
Scott Bull	10/11/75	10	116	11.6	2	Baylor
Bobby Burnett	11/6/65	28	116	4.1	2	Rice
Alex Collins	9/14/13	25	115	4.6	1	Southern Miss
Cedric Cobbs	9/13/03	20	115	5.8	1	Texas
Chrys Chukwuma	10/30/99	19	115	6.1	1	Auburn
James Rouse	12/2/89	20	115	5.8	1	SMU
Greg Thomas	9/14/85	24	115	4.8	0	Ole Miss
Ben Cowins	11/19/77	19	115	6.1	2	SMU
Henry Moore	10/15/55	21	115	5.5	0	Texas
Clyde Scott	11/1/47	22	115	5.2	1	Texas A&M
James Rouse	10/28/89	19	114	6.0	1	Houston
Ben Cowins	10/29/77	15	114	7.6	2	Rice
Jon Richardson	11/21/70	31	114	3.7	2	Texas Tech
Fred Talley	11/3/01	23	113	4.9	0	Ole Miss
Oscar Malone	9/17/94	9	113	12.6	0	Alabama
Greg Thomas	11/22/86	16	113	7.1	3	SMU
James Tolbert	10/31/81	12	113	9.4	2	Rice
Ike Forte	11/16/74	17	113	6.6	0	SMU
Dickey Morton	10/9/71	17	113	6.6	1	Baylor
Clyde Scott	10/9/48	16	113	7.1	1	Baylor
Darren McFadden	9/23/06	25	112	4.5	1	Alabama
Matt Jones	11/1/03	15	112	7.5	1	Kentucky
E.D. Jackson	12/29/91	28	112	4.0	2	Georgia
Marshall Foreman	10/27/84	29	112	3.9	1	Houston
Russ Garber	11/7/70	18	112	6.2	0	Rice
Russell Cody	11/8/69	8	112	14.0	0	Rice
John Eichler	10/7/67	15	112	7.5	1	TCU
Jim Mooy	10/31/59	19	112	5.9	2	Texas A&M
Devwah Whaley	11/19/16	19	112	5.9	1	Mississippi State
Matt Jones	11/6/04	10	111	11.1	1	South Carolina
Fred Talley	10/13/01	33	111	3.4	0	South Carolina
Gary Anderson	9/19/81	14	111	7.9	0	Northwestern
James Tolbert	10/4/80	20	111	5.6	0	TCU
Ben Cowins	11/12/77	30	111	3.7	2	Texas A&M
Bill Burnett	11/16/68	24	111	4.6	3	SMU
Bobby Burnett	10/30/65	25	111	4.4	2	Texas A&M
Danny Brabham	10/6/62	21	111	5.3	2	TCU
Clyde Scott	9/20/47	8	111	13.9	2	Northwestern (La.) State
Knile Davis	11/6/10	22	110	5.0	3	South Carolina
Darren McFadden	10/20/07	22	110	5.0	0	Ole Miss
Matt Jones	11/3/01	18	110	6.1	2	Ole Miss
Juju Harshaw	10/7/89	16	110	6.9	2	TCU
Ben Cowins	11/11/78	26	110	4.2	0	Baylor
Geno Mazzanti	11/12/49	16	110	6.9	0	SMU
Dennis Johnson	11/3/12	22	109	5.0	2	Tulsa
Ronnie Wingo Jr.	9/17/11	20	109	5.5	2	Troy
DeArrius Howard	9/18/04	13	109	8.4	1	Louisiana Monroe
Rod Stinson	11/15/97	19	109	5.7	1	Tennessee
Oscar Malone	10/12/96	16	109	6.8	1	Louisiana Tech
Bill Burnett	10/10/70	27	109	4.0	2	Baylor
Alex Collins	11/7/15	17	108	6.4	0	Ole Miss
Jonathan Williams	10/18/14	18	108	6.0	0	Georgia
Darren McFadden	10/15/05	13	108	8.3	2	Auburn
James Rouse	9/19/88	22	108	4.9	2	Tulsa
Bruce Maxwell	1/1/70	8	108	13.5	0	Ole Miss
Bruce Maxwell	10/25/69	18	108	6.0	1	Wichita State
Dennis Johnson	10/17/09	14	107	7.6	0	Florida
Cedric Cobbs	11/13/99	15	107	7.1	0	Tennessee
Roland Sales	9/13/79	20	107	5.4	0	Texas Tech
Kay Eakin	9/24/38	20	107	5.4	1	Oklahoma State
Felix Jones	10/14/06	5	106	21.2	1	Southeast Missouri State
Madre Hill	10/3/98	23	106	4.6	0	Kentucky
Marius Johnson	11/27/93	19	106	5.6	0	LSU
Marshall Freeman	10/4/86	31	106	3.4	1	TCU
Nathan Jones	10/19/82	7	106	15.1	0	Texas Tech

PLAYER	DATE	ATT	YDS	AVG	TD	OPPONENT
Ike Forte	10/11/75	23	106	4.6	2	Baylor
Dickey Morton	11/10/73	26	106	4.1	1	Rice
Fred Marshall	10/10/64	15	106	7.1	1	Baylor
Alex Collins	10/24/15	25	105	4.2	1	Auburn
Jonathan Williams	12/29/14	23	105	4.6	1	Texas
Brandon Barnett	9/29/07	16	105	6.6	1	North Texas
Madre Hill	9/16/95	26	105	4.0	0	Alabama
Quinn Grovey	10/14/89	8	105	13.1	1	Texas Tech
Juju Harshaw	11/5/88	20	105	5.3	1	Baylor
Dickey Morton	10/21/72	22	105	4.8	0	Texas
Mike Saint	10/24/70	21	105	5.0	1	Wichita State
Gerald Nesbitt	10/22/55	13	105	8.1	0	Ole Miss
Jonathan Williams	11/2/13	15	104	6.9	0	Auburn
Felix Jones	10/7/06	13	104	8.0	1	Auburn
Cedric Cobbs	9/20/03	20	104	5.2	2	North Texas
Chrys Chukwuma	10/12/96	12	103	8.6	1	Louisiana Tech
Barry Foster	11/26/88	8	103	12.9	1	Miami
Derrick Thomas	9/29/84	8	103	12.9	0	Navy
Gary Anderson	9/1/80	9	103	11.4	1	Texas
Jon Richardson	9/11/71	18	103	5.7	0	California
Bill Burnett	11/15/69	26	103	4.0	2	SMU
Felix Jones	10/8/05	14	102	7.3	2	Louisiana Monroe
Matt Jones	9/13/03	12	102	8.5	1	Texas
Bobby Burnett	11/13/65	26	102	3.9	1	SMU
Jack Brasuell	10/10/64	32	102	3.2	1	Baylor
Felix Jones	10/20/07	15	101	6.7	2	Ole Miss
Cedric Cobbs	11/17/01	18	101	5.6	3	Mississippi State
Quinn Grovey	10/15/88	18	101	5.6	1	Texas
Gary Anderson	10/11/80	13	101	7.8	0	Wichita State
Rolland Fuchs	11/15/75	24	101	4.2	0	SMU
Richard Miller	10/27/28	11	101	9.2	0	Texas
Rawleigh Williams III	10/3/15	14	100	7.1	0	Tennessee
Cedric Cobbs	11/3/01	22	100	4.5	2	Ole Miss
Roland Sales	10/29/79	15	100	6.7	2	Tulsa
Jerry Eckwood	9/23/78	14	100	7.1	0	Oklahoma State
Ike Forte	10/12/74	18	100	5.6	0	Baylor
Bill Burnett	11/27/69	20	100	5.0	3	Texas Tech
Gerald Nesbitt	10/26/57	18	100	5.6	0	Ole Miss



FELIX JONES' career 7.66 yards per carry average is a program record and over a yard better than the SEC record set by Bo Jackson, but his 386 career carries are just short of the minimum of 400.

INDIVIDUAL PASSING RECORDS



BRANDON ALLEN broke Arkansas' single-game record with six touchdown passes at Ole Miss (Nov. 7, 2015) and his own record two weeks later with seven touchdown passes against Mississippi State (Nov. 21, 2015) to equal the SEC record.

PASS ATTEMPTS

GAME	YARDS	OPPONENT	YEAR
1.	59	Tyler Wilson at Texas A&M	2012
2.	53	Brandon Allen vs. Toledo	2015
3.	52	Tyler Wilson vs. LSU	2012
5.	52	Clint Stoerner at Alabama	1999
5.	51	Tyler Wilson vs. Texas A&M	2011
5.	51	Joe Ferguson vs. Texas A&M	1971
7.	47	Ryan Mallett vs. Ohio State	2010
8.	45	Brandon Allen at Ole Miss	2013
8.	45	Brandon Allen vs. Georgia	2014
10.	44	Ryan Mallett vs. Vanderbilt	2010

SEASON

1.	438	Tyler Wilson	2011
2.	411	Ryan Mallett	2010
3.	403	Ryan Mallett	2009
4.	401	Austin Allen	2016
4.	401	Tyler Wilson	2012
6.	357	Casey Dick	2008
6.	357	Clint Stoerner	1997
8.	370	Brandon Allen	2015
9.	339	Brandon Allen	2014
10.	317	Clint Stoerner	1999

CAREER

1.	1,023	Clint Stoerner	1996-99
2.	1,016	Brandon Allen	2012-15
3.	948	Tyler Wilson	2008-12
4.	856	Barry Lunney Jr.	1992-95
5.	850	Casey Dick	2005-08
6.	814	Ryan Mallett	2009-10
7.	755	Matt Jones	2001-04
8.	644	Brad Taylor	1981-84
9.	611	Joe Ferguson	1970-72
10.	602	Bill Montgomery	1968-70

PASS COMPLETIONS

GAME	YARDS	OPPONENT	YEAR
1.	33	Brandon Allen at Ole Miss	2015
2.	32	Brandon Allen vs. Toledo	2015
3.	32	Tyler Wilson vs. Mississippi State	2011
4.	31	Tyler Wilson vs. LSU	2012
3.	31	Joe Ferguson vs. Texas A&M	1971
6.	30	Tyler Wilson vs. Texas A&M	2011
7.	29	Tyler Wilson at Texas A&M	2012
8.	28	Brandon Allen vs. Georgia	2014
8.	28	Ryan Mallett vs. Louisiana Monroe	2010
10.	27	Tyler Wilson vs. Vanderbilt	2011
27	27	Ryan Mallett at Vanderbilt	2010
27	27	Ryan Mallett vs. Texas A&M	2010
27	27	Clint Stoerner vs. LSU	1998

SEASON

1.	277	Tyler Wilson	2011
2.	266	Ryan Mallett	2010
3.	249	Tyler Wilson	2012
4.	245	Austin Allen	2016
5.	244	Brandon Allen	2015
6.	225	Ryan Mallett	2009
7.	205	Casey Dick	2008
8.	190	Brandon Allen	2014
9.	180	Barry Lunney Jr.	1995
10.	177	Clint Stoerner	1999

CAREER

1.	593	Tyler Wilson	2008-12
2.	583	Brandon Allen	2012-15
3.	528	Clint Stoerner	1996-99
4.	491	Ryan Mallett	2009-10
5.	476	Barry Lunney Jr.	1992-95
6.	473	Casey Dick	2005-08
7.	417	Matt Jones	2001-04
8.	337	Bill Montgomery	1968-70
9.	333	Brad Taylor	1981-84
10.	327	Joe Ferguson	1970-72

COMPLETION PERCENTAGE

GAME (13-19 PASS ATT.)

1.	.875	Ryan Mallett (14-16) vs. Eastern Michigan	2009
2.	.857	Billy Moore (12-14) vs. Tulsa	1962
3.	.846	Brad Taylor (11-13) vs. Tulsa	1984
4.	.823	Casey Dick (14-17) vs. Mississippi State	2007
5.	.813	Matt Jones (13-16) vs. New Mexico State	2004
6.	.812	Clint Stoerner (13-16) vs. South Carolina	1999
7.	.800	Mitch Mustain (12-15) vs. Ole Miss	2006
8.	.800	Kevin Scanlon (12-15) at Texas A&M	1979
8.	.800	Joe Ferguson (12-15) vs. North Texas	1972
8.	.800	Bill Montgomery (12-15) vs. Oklahoma State	1970

GAME (MIN. 20 PASS ATT.)

1.	.875	Ryan Mallett (21-24) vs. Tennessee Tech	2010
2.	.852	Ryan Mallett (23-27) vs. South Carolina	2009
3.	.818	Ronny South (18-22) vs. Texas A&M	1967
4.	.815	Barry Lunney Jr. (22-27) vs. Tennessee	1995
5.	.800	Brandon Allen (20-25) vs. Texas A&M	2015
6.	.800	Kevin Scanlon (16-20) vs. Rice	1979
7.	.793	Tyler Wilson (23-29) at Mississippi State	2012
8.	.773	Ryan Mallett (17-22) vs. Missouri State	2009
8.	.773	Robby Hampton (17-22) vs. SW Missouri State	2000
10.	.769	Brandon Allen (20-26) vs. Kansas State	2015

SEASON (MIN. 100 PASS ATT.)

1.	.662	Kevin Scanlon (92-139)	1979
2.	.659	Brandon Allen (244-370)	2015
3.	.647	Ryan Mallett (266-411)	2010
4.	.632	Tyler Wilson (277-438)	2011
5.	.625	Jack Robbins (95-162)	1935
6.	.621	Tyler Wilson (249-401)	2012
7.	.616	Barry Lunney Jr. (180-292)	1995
8.	.615	Greg Thomas (67-109)	1986
9.	.611	Austin Allen (245-401)	2016
10.	.602	Ron Calcagni (62-103)	1978



INDIVIDUAL PASSING RECORDS

PASSING YARDS

GAME

1.	510	Tyler Wilson vs. Texas A&M	2011
2.	442	Brandon Allen at Ole Miss	2015
3.	419	Tyler Wilson vs. Rutgers	2012
4.	412	Brandon Allen vs. Toledo	2015
5.	409	Ryan Mallett vs. Vanderbilt	2010
6.	408	Ryan Mallett vs. Georgia	2009
7.	406	Brandon Allen vs. Mississippi State	2015
8.	405	Ryan Mallett vs. Troy	2009
9.	400	Austin Allen vs. Alabama	2016
	400	Ryan Mallett vs. Louisiana Monroe	2010

SEASON

1.	3,869	Ryan Mallett (266-411, 32 TD, 12 INT)	2010
2.	3,638	Tyler Wilson (277-438, 24 TD, 6 INT)	2011
3.	3,624	Ryan Mallett (225-403, 30 TD, 7 INT)	2009
4.	3,440	Brandon Allen (244-370, 30 TD, 8 INT)	2015
5.	3,430	Austin Allen (245-401, 35 TD, 15 INT)	2016
6.	3,387	Tyler Wilson (249-401, 21 TD, 13 INT)	2012
7.	2,629	Clint Stoerner (167-312, 26 TD, 8 INT)	1998
8.	2,586	Casey Dick (205-357, 13 TD, 14 INT)	2008
9.	2,347	Clint Stoerner (173-357, 12 TD, 13 INT)	1997
10.	2,293	Clint Stoerner (177-317, 19 TD, 10 INT)	1999

CAREER

1.	7,765	Tyler Wilson	2008-12
2.	7,493	Ryan Mallett	2009-10
3.	7,463	Brandon Allen	2012-15
4.	7,422	Clint Stoerner	1996-99
5.	5,857	Matt Jones	2001-04
6.	5,856	Casey Dick	2005-08
7.	5,782	Barry Lunney Jr.	1992-95
8.	4,802	Brad Taylor	1981-84
9.	4,590	Bill Montgomery	1968-70
10.	4,496	Quinn Grovey	1987-90

TOUCHDOWN PASSES

GAME

1.	7	Brandon Allen vs. Mississippi State	2015
2.	6	Brandon Allen at Ole Miss	2015
3.	5	Tyler Wilson vs. Kentucky	2012
	5	Ryan Mallett vs. UTEP	2010
	5	Ryan Mallett vs. Mississippi State	2009
	5	Ryan Mallett vs. Troy	2009
	5	Ryan Mallett vs. Georgia	2009
8.	4	Brandon Allen vs. Nicholls	2014
	4	Tyler Wilson at Auburn	2010
	4	Ryan Mallett vs. Texas A&M	2009
	4	Casey Dick vs. Mississippi State	2007
	4	Matt Jones vs. Louisiana Monroe	2004
	4	Robby Hampton vs. Louisiana Monroe	2000
	4	Brad Taylor vs. Rice	1983
	4	Joe Ferguson at TCU	1972
	4	Ronny South vs. SMU	1967



RYAN MALLET is one of just six quarterbacks in SEC history to throw 30 or more touchdown passes in a single season twice and is Arkansas' all-time leader with 14 300-yard passing games.

SEASON

1.	32	Ryan Mallett	2010
2.	30	Brandon Allen	2015
	30	Ryan Mallett	2009
4.	26	Clint Stoerner	1998
5.	25	Austin Allen	2016
6.	24	Tyler Wilson	2011
7.	21	Tyler Wilson	2012
8.	20	Brandon Allen	2014
9.	19	Clint Stoerner	1999
10.	18	Casey Dick	2007
	18	Matt Jones	2003
	18	Quinn Grovey	1990

CAREER

1.	64	Brandon Allen	2012-15
2.	62	Ryan Mallett	2009-10
3.	57	Clint Stoerner	1996-99
4.	53	Matt Jones	2001-04
5.	52	Tyler Wilson	2008-12
6.	47	Casey Dick	2005-08
7.	33	Barry Lunney Jr.	1992-95
8.	29	Quinn Grovey	1987-90
	29	Bill Montgomery	1968-70
10.	26	Austin Allen	2014-Present

CONSECUTIVE PASSES W/O INT

1.	184	Tyler Wilson	2011
2.	146	Austin Allen	2016
3.	141	Ryan Mallett	2009
4.	134	Brandon Allen	2014-15
	134	Clint Stoerner	1997-98

300-YARD PASSING GAMES

SEASON

1.	9	Ryan Mallett	2010
2.	5	Brandon Allen	2015
	5	Tyler Wilson	2012
	5	Ryan Mallett	2009
5.	4	Austin Allen	2016
	4	Tyler Wilson	2011

SEASON — SEC GAMES

1.	6	Ryan Mallett	2010
2.	4	Austin Allen	2016
3.	3	Tyler Wilson	2012
	3	Ryan Mallett	2009
5.	2	Brandon Allen	2015
	2	Tyler Wilson	2011

CAREER

1.	14	Ryan Mallett	2009-10
2.	10	Tyler Wilson	2008-12
3.	5	Brandon Allen	2012-15
4.	4	Austin Allen	2014-Present
	4	Clint Stoerner	1996-99

CAREER — SEC GAMES

1.	9	Ryan Mallett	2009-10
2.	6	Tyler Wilson	2008-12
3.	4	Austin Allen	2014-Present
	4	Clint Stoerner	1996-99
5.	2	Brandon Allen	2012-15

300-YARD PASSING GAMES (46)



PLAYER	DATE	ATT	COMP	YDS	TD	INT	OPPONENT
Tyler Wilson	10/1/11	51	30	510	3	0	Texas A&M
Brandon Allen	11/7/15	45	33	442	6	0	Ole Miss
Tyler Wilson	9/22/12	39	20	419	3	2	Rutgers
Brandon Allen	9/12/15	53	32	412	0	1	Toledo
Ryan Mallett	10/30/10	44	27	409	3	0	Vanderbilt
Ryan Mallett	9/19/09	39	21	408	5	0	Georgia
Brandon Allen	11/21/15	43	30	406	7	0	Mississippi State
Ryan Mallett	11/14/09	30	23	405	5	1	Troy
Ryan Mallett	9/11/10	43	28	400	3	1	Louisiana Monroe
Austin Allen	10/8/16	25	48	400	3	3	Alabama
Clint Stoerner	11/28/97	38	18	387	2	0	LSU
Casey Dick	11/1/08	38	25	385	1	1	Tulsa
Ryan Mallett	9/18/10	33	21	380	3	0	Georgia
Tyler Wilson	9/29/12	59	29	373	1	2	Texas A&M
Tyler Wilson	10/13/12	31	23	372	5	0	Kentucky
Austin Allen	9/24/16	28	42	371	2	0	Texas A&M
Tyler Wilson	9/1/12	27	19	367	3	0	Jacksonville State
Tyler Wilson	11/19/11	43	32	365	3	0	Mississippi State
Tyler Wilson	11/23/12	52	31	369	1	1	LSU
Ryan Mallett	9/25/10	38	25	357	1	3	Alabama
Austin Allen	11/25/16	24	39	348	1	2	Missouri
Joe Ferguson	10/30/71	51	31	345	0	1	Texas A&M
Bill Montgomery	1/1/70	34	17	338	2	1	Ole Miss

PLAYER	DATE	ATT	COMP	YDS	TD	INT	OPPONENT
Ronny South	11/25/67	33	18	335	3	2	Texas Tech
Clint Stoerner	11/27/98	38	27	334	2	0	LSU
Nathan Dick	11/22/08	43	25	333	3	1	Mississippi State
Tyler Wilson	10/16/10	34	25	332	4	2	Auburn
Ryan Mallett	11/7/09	27	23	329	0	0	South Carolina
Clint Stoerner	10/25/97	43	20	325	2	1	Auburn
Casey Dick	9/2/08	34	22	323	2	0	Louisiana Monroe
Ryan Mallett	11/27/10	23	13	320	3	2	LSU
Casey Dick	8/30/08	41	25	318	2	1	Western Illinois
Tyler Wilson	10/29/11	43	27	316	1	0	Vanderbilt
Clint Stoerner	9/25/99	52	24	316	1	1	Alabama
Brandon Allen	1/2/16	26	26	315	1	1	Kansas State
Ryan Mallett	11/21/09	34	18	313	5	2	Mississippi State
Ryan Mallett	10/9/10	38	27	310	3	1	Texas A&M
Ryan Mallett	9/5/09	22	17	309	1	0	Missouri State
Brandon Allen	9/5/15	18	14	308	4	0	UTEP
Brad Taylor	12/28/81	29	14	307	2	0	North Carolina
Ryan Mallett	11/20/10	26	17	305	3	1	Mississippi State
Joe Ferguson	10/7/72	32	20	304	4	0	TCU
Austin Allen	11/19/16	18	25	303	2	0	Mississippi State
Tyler Wilson	9/17/11	36	23	303	2	1	Troy
Ryan Mallett	11/6/10	30	21	303	1	1	South Carolina
Ryan Mallett	9/4/10	24	21	301	3	1	Tennessee Tech



TYLER WILSON holds the school record for single-game passing yards with 510 against Texas A&M in 2011.



In his first season as a starter in 2016, **AUSTIN ALLEN** led the SEC with 3,430 yards passing thanks to four 300-yard games in conference play.



INDIVIDUAL RECEIVING RECORDS

RECEPTIONS

GAME

1.	13	Jarius Wright vs. Texas A&M (281 yards, 2 TD)	2011
	13	James Shibest at SMU (199 yards, 2 TD)	1984
	13	Wear Schoonover at Baylor (152 yards, 0 TD)	1929
4.	12	Cobi Hamilton vs. Ole Miss (146 yards, 0 TD)	2012
	12	Greg Childs vs. Louisiana Monroe (146 yards, 2 TD)	2010
	12	Mike Reppond at Rice (204 yards, 0 TD)	1971
	12	Chuck Dicus vs. Georgia (169 yards, 1 TD)	1968
8.	11	Cobi Hamilton vs. Tulsa (177 yards, 0 TD)	2012
	11	Cobi Hamilton at Texas A&M (162 yards, 0 TD)	2012
10.	10	Cobi Hamilton vs. LSU (98 yards, 0 TD)	2012
	10	Cobi Hamilton vs. Rutgers (303 yards, 3 TD)	2012
	10	Jarius Wright at Vanderbilt (135 yards, 1 TD)	2011
	10	Lucas Miller at Mississippi State (201 yards, 1 TD)	2008
	10	D.J. Williams vs. Ole Miss (129 yards, 0 TD)	2008
	10	Bobby Joe Edmonds vs. Auburn (68 yards, 0 TD)	1983
	10	Bobby Crockett vs. LSU (129 yards, 1 TD)	1965

SEASON

1.	90	Cobi Hamilton (1,335 yards, 5 TD)	2012
2.	66	Jarius Wright (1,117 yards, 12 TD)	2011
3.	65	Drew Morgan (739 yards, 3 TD)	2016
4.	63	Drew Morgan (843 yards, 10 TD)	2015
5.	62	J.J. Meadors (584 yards, 2 TD)	1995
6.	61	D.J. Williams (723 yards, 3 TD)	2008
7.	56	Mike Reppond (986 yards, 3 TD)	1971
8.	54	Joe Adams (625 yards, 3 TD)	2011
	54	D.J. Williams (627 yards, 4 TD)	2010
10.	52	Boo Williams (739 yards, 7 TD)	2000

CAREER

1.	175	Cobi Hamilton (2,854 yards, 18 TD)	2009-12
2.	168	Jarius Wright (2,934 yards, 24 TD)	2008-11
3.	164	Joe Adams (2,410 yards, 17 TD)	2008-11
4.	153	Anthony Eubanks (2,440 yards, 16 TD)	1994-97
5.	152	D.J. Williams (1,855 yards, 10 TD)	2007-10
6.	144	George Wilson (2,151 yards, 16 TD)	2000-03
7.	138	Drew Morgan (1,763 yards, 14 TD)	2013-16
	138	Marcus Monk (2,151 yards, 27 TD)	2004-07
9.	137	Anthony Lucas (2,879 yards, 23 TD)	1996-99
10.	135	Richard Smith (1,858 yards, 17 TD)	2000-03

RECEIVING YARDS

GAME

1.	303	Cobi Hamilton vs. Rutgers (10 catches, 3 TD)	2012
2.	281	Jarius Wright vs. Texas A&M (13 catches, 2 TD)	2011
3.	204	Mike Reppond vs. Rice (12 catches, 0 TD)	1971
4.	201	Lucas Miller at Mississippi State (10 catches, 1 TD)	2008
5.	199	James Shibest at SMU (13 catches, 2 TD)	1984
6.	194	Anthony Lucas at SMU (6 catches, 3 TD)	1999
7.	193	Chuck Dicus vs. Rice (8 catches, 2 TD)	1968
8.	192	Marcus Monk at South Carolina (8 catches, 1 TD)	2006
9.	177	Cobi Hamilton vs. Tulsa (11 catches, 0 TD)	2012
	177	Anthony Lucas at Ole Miss (4 catches 2 TD)	1998

SEASON

1.	1,335	Cobi Hamilton (90 catches, 5 TD)	2012
2.	1,117	Jarius Wright (66 catches, 12 TD)	2011
3.	1,004	Anthony Lucas (43 catches, 10 TD)	1998
4.	986	Mike Reppond (56 catches, 3 TD)	1971
5.	962	Marcus Monk (50 catches, 11 TD)	2006
6.	907	James Shibest (51 catches, 7 TD)	1984
7.	900	George Wilson (50 catches, 6 TD)	2003
8.	897	Derek Russell (43 catches, 8 TD)	1990
9.	894	Greg Childs (48 catches, 7 TD)	2009
10.	870	Anthony Eubanks (51 catches, 5 TD)	1997

CAREER

1.	2,934	Jarius Wright (168 catches, 24 TD)	2008-11
2.	2,879	Anthony Lucas (137 catches, 23 TD)	1995-99
3.	2,854	Cobi Hamilton (175 catches, 18 TD)	2009-12
4.	2,440	Anthony Eubanks (153 catches, 16 TD)	1994-97
5.	2,410	Joe Adams (164 catches, 17 TD)	2008-11
6.	2,151	Marcus Monk (138 catches, 27 TD)	2004-07
	2,151	George Wilson (144 catches, 16 TD)	2000-03
8.	2,066	Greg Childs (133 catches, 15 TD)	2008-11
9.	1,920	James Shibest (97 catches, 10 TD)	1983-86
10.	1,874	Derek Russell (91 catches, 16 TD)	1987-90

RECEIVING YARDS

CONSECUTIVE GAMES

1.	465	Cobi Hamilton (303 vs. Rutgers, 162 at Texas A&M)	2012
2.	367	Derek Holloway (141 vs. North Carolina*, 196 vs. Tulsa)	1981
3.	357	Jarius Wright (281 vs. Texas A&M, 76 vs. Auburn)	2011
4.	349	Anthony Lucas (177 vs. Ole Miss, 172 at Tennessee)	1998
5.	329	Marcus Monk (192 at South Carolina, 137 vs. Tennessee)	2006
6.	323	Cobi Hamilton (146 vs. Ole Miss, 177 vs. Tulsa)	2012
7.	317	Cobi Hamilton (14 vs. Alabama, 303 vs. Rutgers)	2012
	317	Chuck Dicus (146 vs. Texas, 171 vs. Ole Miss**)	1969
9.	308	Mike Reppond (137 at Baylor, 171 vs. Texas)	1971
10.	307	Jarius Wright (26 at Alabama, 281 vs. Texas A&M)	2011

*1981 Gator Bowl | **1970 Sugar Bowl

TOUCHDOWN RECEPTIONS

GAME

1.	3	Jeremy Sprinkle vs. Mississippi State	2015
	3	Drew Morgan at Ole Miss	2015
	3	Cobi Hamilton vs. Rutgers	2012
	3	Anthony Lucas at SMU	1999
	3	Alton Baldwin vs. TCU	1945
	3	Alton Baldwin vs. Arkansas A&M	1944

SEASON

1.	12	Jarius Wright	2011
2.	11	Marcus Monk	2006
3.	10	Drew Morgan	2015
	10	Anthony Lucas	1998
5.	8	Keon Hatcher	2016
	8	Derek Russell	1990
	8	Chuck Dicus	1968
8.	7	Joe Adams	2009
	7	Greg Childs	2009
	7	Marcus Monk	2005
	7	Richard Smith	2003
	7	George Wilson	2002
	7	Boo Williams	2000
	7	James Shibest	1984
	7	Jim Benton	1937
	7	Wear Schoonover	1929

CAREER

1.	27	Marcus Monk	2004-07
2.	24	Jarius Wright	2008-11
3.	23	Anthony Lucas	1995-99
4.	18	Keon Hatcher	2012-16
	18	Cobi Hamilton	2009-12
6.	17	Joe Adams	2008-11
	17	Richard Smith	2000-03
8.	16	George Wilson	2000-03
	16	Anthony Eubanks	1994-97
	16	Chuck Dicus	1968-70
	16	Derek Russell	1987-90



All three of **DREW MORGAN'S** 100-yard receiving games in SEC play came away from home in 2015, and he led the conference with 10 touchdown catches during the regular season.

100-YARD RECEIVING GAMES

SEASON

1.	5	Anthony Lucas	1998
	5	Anthony Eubanks	1997
3.	4	Cobi Hamilton	2012
	4	Jarius Wright	2011
	4	George Wilson	2003
	4	Mike Reppond	1971
7.	3	Jared Cornelius	2016
	3	Drew Morgan	2015
	3	Joe Adams	2010
	3	Greg Childs	2009
	3	D.J. Williams	2008
	3	Marcus Monk	2006
	3	Anthony Eubanks	1996
	3	Anthony Lucas	1995
	3	Derek Russell	1990
	3	James Shibest	1984
	3	Chuck Dicus	1969

CAREER

1.	11	Anthony Lucas	1995-99
2.	9	Jarius Wright	2008-11
	9	Anthony Eubanks	1994-97
4.	8	Cobi Hamilton	2009-12
5.	7	Joe Adams	2008-11
6.	6	George Wilson	2001-03
7.	5	Greg Childs	2008-11
	5	Derek Russell	1987-90
	5	Chuck Dicus	1968-70
10.	4	Keon Hatcher	2012-16
	4	Hunter Henry	2013-15
	4	D.J. Williams	2007-10
	4	James Shibest	1983-86
	4	Mike Reppond	1970-72

100-YARD RECEIVING GAMES (136)



COBI HAMILTON set the Razorback single-game receiving record with 303 yards on 10 receptions against Rutgers in 2012. The 303 receiving yards is still an SEC record.

PLAYER	DATE	REC	YDS	TD	OPPONENT
Cobi Hamilton	9/22/12	10	303	3	Rutgers
Jarius Wright	10/1/11	13	281	2	Texas A&M
Mike Reppond	11/6/71	12	204	0	Rice
Lucas Miller	11/22/08	10	201	1	Mississippi State
James Shibest	11/24/84	13	199	2	SMU
Anthony Lucas	9/4/99	6	194	3	SMU
Chuck Dicus	11/9/68	8	193	2	Rice
Marcus Monk	11/4/06	8	192	1	South Carolina
Cobi Hamilton	11/3/12	11	177	0	Tulsa
Anthony Lucas	11/7/98	4	177	2	Ole Miss
George Wilson	11/1/03	9	172	1	Kentucky
Anthony Lucas	11/14/98	8	172	2	Tennessee
Boo Williams	9/16/00	5	171	2	Boise State
Mike Reppond	10/16/71	8	171	1	Texas
Chuck Dicus	1/1/70	6	171	1	Ole Miss
Derek Holloway	9/11/82	5	196	1	Tulsa
Chuck Dicus	1/1/69	12	169	1	Georgia
Anthony Eubanks	10/25/97	9	167	1	Auburn
Derek Russell	10/6/90	8	166	2	TCU
Cobi Hamilton	11/27/10	3	164	2	LSU
Greg Childs	10/16/10	9	164	2	Auburn
Derek Russell	10/28/89	6	164	2	Houston
Cobi Hamilton	9/29/12	11	162	0	Texas A&M
James Shibest	9/29/84	9	156	2	Navy
Chuck Dicus	10/4/69	9	156	2	TCU
Drew Morgan	9/26/15	8	155	1	Texas A&M
Wear Schoonover	10/19/29	13	152	0	Baylor
Jonathan Williams	10/13/12	3	150	2	Kentucky
Chuck Dicus	10/3/70	6	150	0	TCU
Anthony Lucas	10/3/98	6	149	1	Kentucky
Max Peacock	11/25/67	7	149	1	Texas Tech
Gary Stiggers	10/28/78	5	148	0	Houston
Cobi Hamilton	10/27/12	12	146	0	Ole Miss
Greg Childs	9/11/10	12	146	2	Louisiana Monroe
Chuck Dicus	12/6/69	9	146	1	Texas
Jared Cornelius	10/8/16	5	146	0	Alabama
Anthony Eubanks	11/28/97	4	142	1	LSU
Greg Childs	9/19/09	5	140	2	Georgia
Jarius Wright	9/5/09	6	139	0	Missouri State
Joe Adams	9/4/10	6	138	2	Tennessee Tech
Anthony Eubanks	10/12/96	8	138	1	Louisiana Tech
D.J. Williams	11/7/09	7	137	0	South Carolina
Marcus Monk	11/1/06	8	137	2	Tennessee
Anthony Lucas	11/28/97	6	137	1	LSU
Derek Russell	10/1/88	4	137	1	TCU
Mike Reppond	10/9/71	5	137	2	Baylor
Bruce Maxwell	1/1/70	9	137	1	Ole Miss
Derek Russell	11/24/90	5	136	1	SMU
Jarius Wright	10/29/11	10	135	1	Vanderbilt
Greg Childs	10/17/09	4	135	1	Florida
Steven Harris	9/18/04	6	133	2	Louisiana Monroe
Mike Reppond	10/2/71	7	133	0	TCU
Lance Alworth	11/18/61	6	133	1	SMU
Cobi Hamilton	9/10/11	5	132	1	New Mexico
Jarius Wright	9/25/10	6	131	0	Alabama

PLAYER	DATE	REC	YDS	TD	OPPONENT
Cobi Hamilton	11/21/09	3	131	2	Mississippi State
Joe Adams	9/18/10	6	130	0	Georgia
Anthony Eubanks	9/28/96	8	130	1	Louisiana Monroe
Hunter Henry	11/21/15	7	129	2	Mississippi State
D.J. Williams	11/1/08	6	129	0	Tulsa
D.J. Williams	10/25/08	10	129	0	Ole Miss
Bobby Crockett	1/1/66	10	129	1	LSU
Derek Russell	9/22/90	7	128	0	Tulsa
James Shibest	10/20/84	7	128	1	Texas
J.J. Meadors	9/3/94	5	127	2	SMU
Jim Hodge	9/9/72	7	127	0	Southern California
Jared Cornelius	9/24/16	7	126	1	Texas A&M
Richard Smith	10/5/02	3	125	1	Tennessee
Chuck Dicus	10/11/69	4	125	0	Baylor
Joe Adams	10/22/11	4	124	0	Ole Miss
Greg Childs	11/28/09	5	124	0	LSU
D.J. Williams	9/6/08	5	124	2	Louisiana Monroe
Marcus Monk	9/16/06	5	124	1	Vanderbilt
Richard Smith	10/18/03	6	123	1	Florida
David Dickey	11/25/67	6	123	1	Texas Tech
Drew Morgan	11/7/15	9	122	3	Ole Miss
Brandon Mitchell	9/1/12	4	122	0	Jacksonville State
Richard Smith	9/6/03	3	122	1	Tulsa
James Shibest	10/4/86	5	121	0	TCU
Joe Adams	1/4/11	9	120	1	Ohio State
Harry Jones	10/1/66	2	120	2	TCU
Bobby Crockett	10/30/65	5	120	1	Texas A&M
Chris Gragg	11/19/11	8	119	1	Mississippi State
Donny Bobo	9/10/77	2	119	1	New Mexico State
Floyd Sagely	11/28/53	6	118	1	Tulsa
Hunter Henry	9/12/15	8	117	0	Toledo
Jim Benton	11/20/37	8	116	0	George Washington
George Wilson	11/23/01	7	115	1	LSU
Jim Hodge	11/14/70	4	115	0	SMU
Steven Harris	10/2/04	6	114	0	Florida
Anthony Lucas	9/5/98	4	113	2	Louisiana Lafayette
Gerald McMurray	11/7/81	5	113	0	Baylor
Jarius Wright	11/1/08	5	112	0	Tulsa
Cobi Hamilton	11/6/10	7	111	1	South Carolina
George Wilson	9/13/03	5	111	1	Texas
George Wilson	12/30/02	8	111	1	Minnesota
Boo Williams	9/2/00	4	111	1	Southwest Missouri State
Anthony Eubanks	10/5/96	6	111	0	Florida
Anthony Lucas	10/7/95	4	111	2	Tennessee
Drew Morgan	10/3/15	5	110	0	Tennessee
Hunter Henry	10/1/14	7	110	0	Mississippi State
Chris Gragg	9/1/12	7	110	2	Jacksonville State
Joe Adams	10/3/09	3	110	0	Texas A&M
Gary Anderson	10/9/82	4	110	1	Texas Tech
Hunter Henry	9/28/13	4	109	0	Texas A&M
Joe Adams	9/17/11	8	109	1	Troy
Joe Adams	10/31/09	3	109	2	Eastern Michigan
Jarius Wright	9/3/11	6	108	2	Missouri State
Jarius Wright	9/19/09	4	108	1	Georgia
Anthony Eubanks	10/28/95	8	108	1	Auburn
Donnie Centers	11/1/86	3	108	1	Rice
Donnie Centers	9/27/86	4	108	1	New Mexico State
Keon Hatcher	9/20/14	6	107	1	Northern Illinois
Keon Hatcher	9/5/15	6	106	2	UTEP
Anthony Lucas	9/23/95	6	106	1	Memphis
Lewis Carpenter	9/27/52	3	106	1	Houston
Jared Cornelius	10/1/16	4	106	2	Alcorn State
Keon Hatcher	11/25/16	3	106	0	Missouri
Dominique Reed	11/7/15	7	105	2	Ole Miss
Jarius Wright	11/20/10	2	105	1	Mississippi State
George Wilson	11/3/01	8	105	1	Ole Miss
Keon Hatcher	12/29/16	6	105	1	Virginia Tech
George Wilson	10/25/03	6	104	0	Ole Miss
Anthony Eubanks	9/20/97	7	104	1	Alabama
Jarius Wright	11/5/11	4	103	2	South Carolina
Anthony Lucas	10/14/95	5	103	0	Ole Miss
Anthony Lucas	11/6/99	6	102	0	Ole Miss
Bobby Nichols	10/30/71	9	102	0	Texas A&M
Bobby Crockett	10/16/65	8	102	1	Texas
Cedric Washington	11/20/04	5	101	0	Mississippi State
Anthony Eubanks	11/6/97	7	101	1	Ole Miss
Bobby Duckworth	9/20/80	4	101	1	Oklahoma State
George Wilson	9/20/03	4	100	1	North Texas
Anthony Lucas	9/19/98	3	100	1	SMU
Anthony Eubanks	9/27/97	5	100	1	Louisiana Tech
Donny Bobo	10/1/77	5	100	1	TCU



INDIVIDUAL TOTAL OFFENSE RECORDS

PLAYS

GAME

1.	62	Tyler Wilson at Texas A&M (3 rushes, 59 passes, 1 TD)	2012
2.	61	Tyler Wilson vs. LSU (9 rushes, 52 passes, 1 TD)	2012
3.	57	Tyler Wilson vs. Texas A&M (6 rushes, 51 passes, 3 TD)	2011
4.	56	Brandon Allen vs. Toledo (3 rushes, 53 passes, 0 TD)	2015
	56	Joe Ferguson vs. Texas A&M (5 rushes, 51 passes, 1 TD)	1971
6.	54	Clint Stoerner at Alabama (2 rushes, 52 passes, 1 TD)	1999
	54	Clint Stoerner at Ole Miss (15 rushes, 39 passes, 0 TD)	1997
	54	Clint Stoerner vs. Auburn (11 rushes, 43 passes, 2 TD)	1997
	54	Bill Montgomery at Texas (19 rushes, 35 passes, 1 TD)	1968
10.	51	Brandon Allen at Ole Miss (6 rushes, 45 passes, 6 TD)	2015
	51	Ryan Mallett vs. Ohio State (4 rushes, 47 passes, 2 TD)	2010
	51	Quinn Grovey at Houston (13 rushes, 38 passes, 4 TD)	1990
	51	Kevin Scanlon vs. Alabama (12 rushes, 39 passes)	1979

SEASON

1.	498	Tyler Wilson (60 rushes, 438 passes, 28 TD)	2011
2.	466	Austin Allen (65 rushes, 401 passes, 27 TD)	2016
3.	461	Ryan Mallett (58 rushes, 403 passes, 32 TD)	2009
4.	455	Ryan Mallett (44 rushes, 411 passes, 36 TD)	2010
5.	442	Tyler Wilson (41 rushes, 401 passes, 21 TD)	2012
6.	438	Clint Stoerner (81 rushes, 357 passes, 14 TD)	1997
7.	429	Casey Dick (72 rushes, 357 passes, 16 TD)	2008
8.	426	Brandon Allen (56 rushes, 370 passes, 31 TD)	2015
9.	404	Barry Lunney Jr. (112 rushes, 292 passes, 15 TD)	1995
10.	381	Brandon Allen (42 rushes, 339 passes, 20 TD)	2014

CAREER

1.	1,200	Clint Stoerner (177 rushes, 1,023 passes, 62 TD)	1996-99
2.	1,192	Barry Lunney Jr. (336 rushes, 856 passes, 40 TD)	1992-95
3.	1,151	Brandon Allen (135 rushes, 1,016 passes, 68 TD)	2012-15
4.	1,137	Matt Jones (382 rushes, 755 passes, 77 TD)	2001-04
5.	1,058	Tyler Wilson (110 rushes, 948 passes, 56 TD)	2008-12
6.	978	Quinn Grovey (452 rushes, 526 passes, 50 TD)	1987-90
7.	973	Brad Taylor (329 rushes, 644 passes, 35 TD)	1981-84
8.	959	Casey Dick (105 rushes, 850 passes, 4 rec, 51 TD)	2005-08
9.	916	Ryan Mallett (102 rushes, 814 passes, 68 TD)	2009-10
10.	896	Bill Montgomery (294 rushes, 602 passes, 42 TD)	1981-84

YARDS

GAME

1.	481	Tyler Wilson vs. Texas A&M (-29 rushing, 510 passing, 3 TD)	2011
2.	448	Brandon Allen at Ole Miss (6 rushing, 442 passing, 6 TD)	2015
3.	435	Brandon Allen vs. Toledo (23 rushing, 412 passing, 0 TD)	2015
4.	426	Tyler Wilson vs. Rutgers (7 rushing, 419 passing, 3 TD)	2012
5.	414	Ryan Mallett vs. Georgia (6 rushing, 408 passing, 5 TD)	2009
6.	411	Brandon Allen vs. Miss. St. (5 rushing, 406 passing, 7 TD)	2015
7.	402	Ryan Mallett vs. Vanderbilt (-7 rushing, 409 passing, 3 TD)	2010
8.	401	Ryan Mallett vs. La. Monroe (1 rushing, 400 passing, 4 TD)	2010
9.	397	Tyler Wilson vs. LSU (38 rushing, 359 passing, 1 TD)	2012
10.	386	Ryan Mallett vs. Troy (-19 rushing, 405 passing, 5 TD)	2009

SEASON

1.	3,795	Ryan Mallett (-74 rushing, 3,869 passing, 36 TD)	2010
2.	3,635	Tyler Wilson (-3 rushing, 3,638 passing, 28 TD)	2011
3.	3,595	Ryan Mallett (-29 rushing, 3,624 passing, 32 TD)	2009
4.	3,547	Brandon Allen (107 rushing, 3,440 passing, 31 TD)	2015
5.	3,394	Tyler Wilson (7 rushing, 3,387 passing, 21 TD)	2012
6.	3,304	Austin Allen (-126 rushing, 3,430 passing, 27 TDs)	2016
7.	2,695	Matt Jones (622 rushing, 2,073 passing, 21 TD)	2004
8.	2,624	Matt Jones (707 rushing, 1,917 passing, 26 TD)	2003
9.	2,572	Clint Stoerner (-57 rushing, 2,629 passing, 27 TD)	1998
10.	2,535	Casey Dick (-51 rushing, 2,586 passing, 17 TD)	2008

CAREER

1.	8,392	Matt Jones (2535 rushing, 5,947 passing, 77 TD)	2001-04
2.	7,721	Tyler Wilson (-44 rushing, 7,765 passing, 56 TD)	2008-12
3.	7,596	Brandon Allen (133 rushing, 7,463 passing, 68 TD)	2012-15
4.	7,390	Ryan Mallett (-103 rushing, 7,493 passing, 68 TD)	2009-10
5.	7,049	Clint Stoerner (-373 rushing, 7,422 passing, 62 TD)	1996-99
6.	6,242	Quinn Grovey (1756 rushing, 4,496 passing, 50 TD)	1987-90
7.	5,887	Barry Lunney Jr. (105 rushing, 5,782 passing, 40 TD)	1992-95
8.	5,623	Casey Dick (-233 rushing, 5,856 passing, 51 TD)	2005-08
9.	5,145	Brad Taylor (343 rushing, 4,802 passing, 35 TD)	1981-84
10.	5,052	Bill Montgomery (462 rushing, 4,590 passing, 42 TD)	1968-70

TOUCHDOWN RESPONSIBILITY

GAME

1.	7	Brandon Allen vs. Mississippi State	2015
2.	6	Brandon Allen at Ole Miss	2015
	6	Ryan Mallett vs. UTEP	2010
	6	Madre Hill vs. South Carolina	1995
5.	5	Alex Collins vs. UT Martin	2015
	5	Tyler Wilson vs. Kentucky	2012
	5	Ryan Mallett vs. Mississippi State	2009
	5	Ryan Mallett vs. Troy	2009
	5	Ryan Mallett vs. Georgia	2009
	5	Quinn Grovey vs. Houston	1989
	5	Jessie Clark vs. Baylor	1981
	5	Gene Davidson vs. Oklahoma Mines	1916
	5	Gene Davidson vs. Hendrix	1915

SEASON

1.	36	Ryan Mallett (4 rushing, 32 passing)	2010
2.	32	Ryan Mallett (2 rushing, 30 passing)	2009
3.	31	Brandon Allen (1 rushing, 30 passing)	2015
4.	28	Tyler Wilson (4 rushing, 24 passing)	2011
5.	27	Austin Allen (2 rushing, 25 passing)	2016
	27	Clint Stoerner (1 rushing, 26 passing)	1998
7.	26	Matt Jones (8 rushing, 18 passing)	2003
8.	23	Quinn Grovey (5 rushing, 18 passing)	1990
9.	22	Brandon Allen (2 rushing, 20 passing)	2014
10.	21	Tyler Wilson (0 rushing, 21 passing)	2012
	21	Matt Jones (6 rushing, 15 passing)	2004
	21	Matt Jones (5 rushing, 16 passing)	2002
	21	Clint Stoerner (2 rushing, 19 passing)	1999

CAREER

1.	77	Matt Jones (24 rushing, 53 passing)	2001-04
2.	68	Brandon Allen (4 rushing, 64 passing)	2012-15
	68	Ryan Mallett (6 rushing, 62 passing)	2009-10
4.	62	Clint Stoerner (5 rushing, 57 passing)	1996-99
5.	56	Tyler Wilson (4 rushing, 52 passing)	2008-12
6.	51	Casey Dick (3 rushing, 47 passing, 1 receiving)	2005-08
	51	Darren McFadden (41 rush, 7 pass, 2 rec., 1 ko ret.)	2005-07
8.	50	Quinn Grovey (21 rushing, 29 passing)	1987-90
9.	46	Bill Burnett (46 rushing, 0 passing)	1968-70
10.	42	Bill Montgomery (13 rushing, 29 passing)	1968-70

YARDS PER PLAY

SEASON (MIN. 150 PLAYS)

1.	8.34	Ryan Mallett (455 for 3,795)	2010
2.	8.33	Brandon Allen (426 for 3,547)	2015
3.	8.05	Matt Jones (326 for 2,624)	2003
4.	7.80	Ryan Mallett (461 for 3,595)	2009
5.	7.77	Matt Jones (347 for 2,695)	2004
6.	7.68	Tyler Wilson (442 for 3,394)	2012
7.	7.58	Felix Jones (154 for 1,168)	2006
8.	7.34	Jack Robbins (213 for 1,564)	1935
9.	7.30	Tyler Wilson (498 for 3,635)	2011
10.	7.12	Quinn Grovey (208 for 1,481)	1988

CAREER (MIN. 500 PLAYS)

1.	8.07	Ryan Mallett (916 for 7,390)	2009-10
2.	7.35	Matt Jones (1,137 for 8,352)	2001-04
3.	7.30	Tyler Wilson (1,058 for 7,721)	2008-12
4.	6.60	Brandon Allen (1,151 for 7,596)	2012-15
5.	6.38	Quinn Grovey (978 for 6,242)	1987-90
6.	5.94	Darren McFadden (807 for 4,795)	2005-07
7.	5.91	Jack Robbins (577 for 3,408)	1935-37
8.	5.87	Clint Stoerner (1,200 for 7,049)	1996-99
9.	5.86	Casey Dick (959 for 5,624)	2005-08
10.	5.74	Joe Ferguson (771 for 4,429)	1970-72



Arkansas' all-time leader in career yards (8,392) and career touchdowns (77), quarterback **MATT JONES** led the Razorbacks to a 7-1 record when he ran for 100 yards.

INDIVIDUAL ALL-PURPOSE RECORDS



ALL-PURPOSE YARDAGE

GAME	YARDS	PLAYER	TEAMS	PLAYS	TD	YEAR
1.	355	Darren McFadden	vs. South Carolina	38	1	2007
2.	315	Darren McFadden	at South Carolina	29	2	2006
3.	303	Cobi Hamilton	vs. Rutgers	10	3	2012
4.	293	Harry Jones	vs. Oklahoma State	11	2	1965
5.	287	Felix Jones	vs. Troy	16	2	2007
6.	281	Jarius Wright	vs. Texas A&M	13	2	2011
7.	271	Dickey Morton	at Baylor	28	2	1973
8.	259	Alex Collins	vs. Kansas State	25	3	2016
9.	253	Michael Smith	at Kentucky	40	2	2008
10.	252	Dennis Johnson	vs. South Carolina	21	1	2011

*2016 AutoZone Liberty Bowl

SEASON

1.	2,310	Darren McFadden	(362 plays, 17 TD)	2007
2.	2,058	Darren McFadden	(305 plays, 16 TD)	2006
3.	1,990	Felix Jones	(171 plays, 13 TD)	2007
4.	1,829	Felix Jones	(192 plays, 10 TD)	2006
5.	1,746	Alex Collins	(276 plays, 20 TD)	2015
6.	1,604	Dickey Morton	(243 plays, 5 TD)	1973
7.	1,583	Madre Hill	(330 plays, 16 TD)	1995
8.	1,580	Rawleigh Williams III	(260 plays, 13 TDs)	2016
	1,513	Darren McFadden	(202 plays, 11 TD)	2005
10.	1,472	Lance Alworth	(169 plays, 5 TD)	1961

CAREER

1.	5,881	Darren McFadden	(869 plays, 44 TD)	2005-07
2.	5,330	Dennis Johnson	(527 plays, 20 TD)	2008-12
3.	5,099	Felix Jones	(488 plays, 27 TD)	2005-07
4.	4,535	Gary Anderson	(630 plays, 19 TD)	1979-82
5.	4,057	Alex Collins	(698 plays, 36 TD)	2013-15
6.	4,070	Dickey Morton	(647 plays, 17 TD)	1971-73
7.	3,750	Ben Cowins	(662 plays, 30 TD)	1975-78
8.	3,657	Cedric Cobbs	(636 plays, 28 TD)	1999-2003
9.	3,610	DeCori Birmingham	(403 plays, 13 TD)	2001-04
10.	3,583	James Rouse	(614 plays, 39 TD)	1985-89

SCORING - POINTS

GAME	POINTS	PLAYER	TEAMS	PLAYS	TD	YEAR
1.	36	Madre Hill	vs. South Carolina	6	TD	1995
2.	33	Gene Davidson	vs. Oklahoma Mines	5	TD, 3 PAT	1916
3.	33	Gene Davidson	vs. Hendrix	5	TD, 3 PAT	1915
4.	30	Alex Collins	vs. UT Martin	5	TD	2015
	30	Jessie Clark	vs. Baylor	5	TD	1981
6.	26	Richard Miller	vs. Central Missouri	4	TD, 2 PAT	1927
7.	26	Gene Davidson	vs. Central Missouri	4	TD, 2 PAT	1917
8.	24	Rawleigh Williams III	at Mississippi St.	4	TD	2016
	24	Jonathan Williams	at Texas Tech	4	TD	2014
	24	Darren McFadden	vs. Florida International	4	TD	2007
	24	James Rouse	vs. New Mexico	4	TD	1987
	24	Darryl Bowles	vs. TCU	4	TD	1980

SEASON

1.	120	Alex Collins	(20 TD)	2015
	120	Bill Burnett	(20 TD)	1969
3.	118	Zach Hocker	(21 FG, 55 PAT)	2011
4.	109	Alex Tejada	(17 FG, 58 PAT)	2007
5.	106	Alex Tejada	(16 FG, 58 PAT)	2009
6.	104	Zach Hocker	(16 FG, 56 PAT)	2010
	102	Darren McFadden	(17 TD)	2007
	102	Kendall Trainor	(24 FG, 30 PAT)	1988
	102	James Rouse	(17 TD)	1987
10.	98	Darren McFadden	(16 TD, 1 PAT)	2006
	98	Todd Wright	(20 FG, 38 PAT)	1989

CAREER

1.	354	Zach Hocker	(61 FG, 171 PAT)	2010-13
2.	294	Bill Burnett	(49 TD)	1968-70
3.	280	Steve Little	(53 FG, 121 PAT)	1974-77
4.	268	Darren McFadden	(44 TD, 2 two-point)	2005-07
5.	267	Todd Wright	(60 FG, 87 PAT)	1989-92
6.	264	Kendall Trainor	(51 FG, 111 PAT)	1985-88
7.	252	Todd Latourette	(47 FG, 111 PAT)	1995-98
8.	247	Alex Tejada	(37 FG, 136 PAT)	2007-10
9.	238	James Rouse	(39 TD, 2 two-point)	1985-89
10.	220	Ish Ordonez	(44 FG, 88 PAT)	1978-80

MOST TOUCHDOWNS

GAME	TOUCHDOWNS	PLAYER	TEAMS	PLAYS	TD	YEAR
1.	6	Madre Hill	vs. South Carolina	6	TD	1995
2.	5	Alex Collins	vs. UT Martin	5	TD	2015
	5	Jessie Clark	vs. Baylor	5	TD	1981
	5	Gene Davidson	vs. Oklahoma Mines	5	TD	1916
	5	Gene Davidson	vs. Hendrix	5	TD	1915
6.	4	14 others	(Most recent: R. Williams III at Mississippi St.)	4	TD	2016

SEASON

1.	20	Alex Collins	2015
	20	Bill Burnett	1969
3.	17	Darren McFadden	2007
	17	James Rouse	1987
5.	16	Darren McFadden	2006
	16	Madre Hill	1995
	16	Bill Burnett	1968
	16	David Dickey	1967
	16	Bobby Burnett	1965
10.	14	Jonathan Williams	2014
	14	Knile Davis	2010
	14	Ben Cowins	1977
	14	Billy Moore	1962

CAREER

1.	49	Bill Burnett	1968-70
2.	44	Darren McFadden	2005-07
3.	39	James Rouse	1985-89
4.	36	Alex Collins	2013-15
5.	30	Ben Cowins	1975-78
6.	28	Cedric Cobbs	1999-2003
	28	David Dickey	1966-68
8.	27	Felix Jones	2005-07
	27	Marcus Monk	2004-07
	27	Madre Hill	1994-98



DARREN MCFADDEN is Arkansas' all-time career leader in all-purpose yards (5,881) and is the only Razorback to ever accumulate more than 2,000 all-purpose yards in a season (2006 and 2007).



INDIVIDUAL KICKING RECORDS

FIELD GOAL ATTEMPTS

GAME		
1.	6	Brennan O'Donohoe at Tennessee (made 3) 2002
	6	Greg Horne vs. Tulsa (made 4) 1984
3.	5	Zach Hocker vs. South Carolina (made 3) 2011
	5	Todd Wright at Tennessee (made 4) 1992
	5	Kendall Trainor vs. Texas A&M (made 5) 1988
	5	Kendall Trainor vs. TCU (made 5) 1988
	5	Steve Little vs. Tulsa (made 3) 1977
	5	Bill McClard vs. SMU (made 3) 1970

SEASON

1.	30	Steve Little (made 19) 1977
2.	27	Zach Hocker (made 21) 2011
	27	Kendall Trainor (made 24) 1988
4.	25	Todd Wright (made 17) 1992
5.	24	Todd Latourette (made 17) 1998
	24	Bruce Lahay (made 19) 1981
7.	23	Alex Tejada (made 17) 2007
	23	Todd Wright (made 20) 1989
	23	Steve Little (made 11) 1976
10.	22	Alex Tejada (made 16) 2009
	22	Greg Horne (made 14) 1983
	22	Ish Ordonez (made 18) 1979
	22	Bill McClard (made 12) 1971

CAREER

1.	89	Steve Little (made 53) 1974-77
2.	79	Zach Hocker (made 61) 2010-13
	79	Todd Wright (made 60) 1989-92
4.	71	Todd Latourette (made 47) 1995-98
5.	69	Kendall Trainor (made 51) 1985-88
6.	62	Ish Ordonez (made 44) 1978-80
7.	54	Alex Tejada (made 37) 2007-10
8.	53	Greg Horne (made 29) 1983-84
9.	46	Bill McClard (made 29) 1969-71
10.	40	Chris Balseiro (made 28) 2002-05

FIELD GOALS MADE

GAME		
1.	5	Kendall Trainor vs. Texas A&M (att. 5) 1988
	5	Kendall Trainor vs. TCU (att. 5) 1988
3.	4	Chris Balseiro vs. Missouri (att. 4) 2003
	4	Todd Wright at Auburn (att. 4) 1992
	4	Todd Wright at Tennessee (att. 5) 1992
	4	Todd Wright vs. UTEP (att. 4) 1989
	4	Kendall Trainor at Houston (att. 4) 1988
	4	Greg Horne vs. Tulsa (att. 6) 1984
	4	Bruce Lahay at Texas Tech (att. 4) 1981
	4	Steve Little at Rice (att. 4) 1975

SEASON

1.	24	Kendall Trainor (att. 27) 1988
2.	21	Zach Hocker (att. 27) 2011
3.	20	Todd Wright (att. 23) 1989
4.	19	Bruce Lahay (att. 24) 1981
	19	Steve Little (att. 30) 1977
6.	18	Ish Ordonez (att. 22) 1978
7.	17	Alex Tejada (att. 23) 2007
	17	Todd Latourette (att. 24) 1998
	17	Todd Wright (att. 25) 1992
10.	16	Zach Hocker (att. 19) 2010
	16	Alex Tejada (att. 22) 2009



ZACH HOCKER finished his career in 2013 as Arkansas' all-time leading scorer, totaling 354 points. Hocker also holds Razorback records for career field goals and field goal percentage.

CAREER

1.	61	Zach Hocker (att. 79) 2010-13
2.	60	Todd Wright (att. 79) 1989-92
3.	53	Steve Little (att. 89) 1974-77
4.	51	Kendall Trainor (att. 69) 1985-88
5.	47	Todd Latourette (att. 71) 1995-98
6.	44	Ish Ordonez (att. 62) 1978-80
7.	37	Alex Tejada (att. 54) 2007-10
8.	29	Greg Horne (att. 53) 1983-86
	29	Bill McClard (att. 46) 1969-71
10.	28	Chris Balseiro (att. 40) 2002-05

FIELD GOAL PERCENTAGE

SEASON (MIN. 10 MADE)		
1.	.889	Kendall Trainor (24-27) 1988
2.	.870	Todd Wright (20-23) 1989
3.	.867	Zach Hocker (13-15) 2013
4.	.842	Zach Hocker (16-19) 2010
5.	.818	Ish Ordonez (18-22) 1979
6.	.792	Bruce Lahay (19-24) 1981
7.	.786	Todd Wright (11-14) 1990
8.	.778	Zach Hocker (21-27) 2011
9.	.769	Kendall Trainor (10-13) 1986
10.	.750	David Carilton (12-16) 2002
	.750	Steve Little (12-16) 1974

CAREER (MIN. 20 MADE)

1.	.772	Zach Hocker (61-79) 2010-13
2.	.759	Todd Wright (60-79) 1989-92
3.	.739	Kendall Trainor (51-69) 1985-88
4.	.710	Ish Ordonez (44-62) 1978-80
5.	.700	Chris Balseiro (28-40) 2002-05
6.	.688	Brennan O'Donohoe (22-32) 2000-02
7.	.682	Alex Tejada (37-54) 2007-10
8.	.662	Todd Latourette (47-71) 1995-98
9.	.630	Bill McClard (29-46) 1969-71
10.	.596	Steve Little (53-89) 1974-77

LONGEST FIELD GOALS

1.	67	Steve Little vs. Texas 1977
2.	61	Steve Little vs. Tulsa 1976
3.	60	Bill McClard vs. SMU 1970
4.	58	Kendall Trainor vs. Miami 1988
5.	57	Steve Little vs. Baylor 1977
	57	Steve Little vs. Oklahoma State 1976
7.	55	Kendall Trainor vs. Tulsa 1986
8.	54	Adam McFain at Auburn 2016
	54	Zach Hocker vs. Mississippi State 2013
10.	53	Zach Hocker vs. Samford 2013
	53	Steve Little vs. Oklahoma State 1976
	53	Bill McClard vs. Wichita State 1970

MOST CONSECUTIVE FGs MADE

1.	24	Kendall Trainor 1988
----	----	----------------------

INDIVIDUAL KICKING RECORDS



PAT ATTEMPTS

GAME	SEASON
1. 9 Cole Hedlund vs. UT Martin	2015
9 John Henson vs. Nicholls	2014
9 Alex Tejada vs. Eastern Michigan	2009
9 Alex Tejada vs. North Texas	2007
9 Jeremy Davis vs. Southeast Missouri State	2006
9 Chris Balseiro vs. New Mexico State	2004
9 Kendall Trainor vs. Pacific	1988
9 Elvin Geiser vs. Hendrix	1933
9. 8 Alex Tejada vs. Troy	2009
8 Bill McClard vs. North Texas State	1971
8 Bill McClard vs. Wichita State	1970
8 Bob White vs. Tulsa	1968
8 Tom McNelly vs. Tulsa	1963

SEASON

1. 60 Alex Tejada (made 58)	2007
2. 59 Alex Tejada (made 58)	2009
3. 58 Cole Hedlund (made 58)	2015
4. 57 Zach Hocker (made 55)	2011
5. 56 Zach Hocker (made 56)	2010
6. 51 Bill McClard (made 50)	1970
7. 48 Jeremy Davis (made 46)	2006
8. 44 Bill McClard (made 40)	1969
44 Ronny South (made 42)	1965
10. 41 Chris Balseiro (made 40)	2004
41 Chris Balseiro (made 40)	2003
41 Todd Latourette (made 41)	1998
41 Bob White (made 36)	1968

CAREER

1. 173 Zach Hocker (made 171)	2010-13
2. 140 Alex Tejada (made 136)	2007-10
3. 133 Bill McClard (made 125)	1969-71
4. 131 Steve Little (made 121)	1974-77
5. 116 Kendall Trainor (made 111)	1985-88
6. 114 Chris Balseiro (made 111)	2002-05
7. 113 Todd Latourette (made 111)	1995-98
8. 93 Ish Ordonez (made 88)	1978-80
9. 91 Todd Wright (made 87)	1989-92
10. 89 Bob White (made 76)	1966-68
89 Tom McNelly (made 82)	1962-64

PATS MADE

GAME	SEASON
1. 9 Cole Hedlund vs. UT Martin	2015
9 John Henson vs. Nicholls	2014
9 Alex Tejada vs. Eastern Michigan	2009
9 Alex Tejada vs. North Texas	2007
9 Jeremy Davis vs. Southeast Missouri State	2006
9 Chris Balseiro vs. New Mexico State	2004
9 Kendall Trainor vs. Pacific	1988
9 Elvin Geiser vs. Hendrix	1933
9. 8 Alex Tejada vs. Troy	2009
8 Bill McClard vs. Wichita State	1970
8 Bob White vs. Tulsa	1968
8 Tom McNelly vs. Tulsa	1963

SEASON

1. 58 Cole Hedlund (att. 58)	2015
58 Alex Tejada (att. 59)	2009
58 Alex Tejada (att. 60)	2007
4. 56 Zach Hocker (att. 56)	2010
5. 55 Zach Hocker (att. 57)	2011
6. 50 Bill McClard (att. 51)	1970
7. 46 Jeremy Davis (att. 48)	2006
8. 42 Ronny South (att. 44)	1965
9. 41 Todd Latourette (att. 41)	1998
10. 40 Chris Balseiro (att. 41)	2004
40 Chris Balseiro (att. 41)	2003
40 Bill McClard (att. 44)	1969

CAREER

1. 171 Zach Hocker (att. 173)	2010-13
2. 136 Alex Tejada (att. 141)	2007-10
3. 125 Bill McClard (att. 133)	1969-71
4. 121 Steve Little (att. 131)	1974-77
5. 111 Chris Balseiro (att. 114)	2002-05
111 Todd Latourette (att. 113)	1995-98
111 Kendall Trainor (att. 116)	1985-88
8. 88 Ish Ordonez (att. 93)	1978-80
9. 87 Todd Wright (att. 91)	1989-92
10. 83 Cole Hedlund (att. 83)	2015-Present

KICK SCORING

GAME

1. 19 Kendall Trainor vs. TCU (5-5 FG, 4-4 PAT)	1988
2. 17 Alex Tejada vs. Troy (4-4 FG, 5-5 PAT)	2007
3. 16 Alex Tejada vs. Florida International (3-3 FG, 7-7 PAT)	2007
4. 15 Todd Wright vs. Texas-El Paso (4-4 FG, 3-4 PAT)	1989
15 Kendall Trainor vs. Texas A&M (5-5 FG, 0-0 PAT)	1988
6. 14 Zach Hocker vs. Mississippi State (3-4 FG, 5-5 PAT)	2011
14 Zach Hocker vs. South Carolina (3-5 FG, 5-5 PAT)	2011
14 Tony Dodson vs. Louisiana Monroe (3-3 FG, 5-5 PAT)	1999
14 Todd Latourette vs. SMU (3-3 FG, 5-5 PAT)	1998
14 Kendall Trainor at Houston (4-4 FG, 2-2 PAT)	1988
14 Bruce Lahay at Texas Tech (4-4 FG, 2-2 PAT)	1981
14 Steve Little vs. TCU (3-3 FG, 5-5 PAT)	1976
14 Bill McClard vs. Wichita State (2-2 FG, 8-8 PAT)	1970

SEASON

1. 118 Zach Hocker (21 FG, 55 PAT)	2011
2. 109 Alex Tejada (17 FG, 58 PAT)	2007
3. 106 Alex Tejada (16 FG, 58 PAT)	2009
4. 104 Zach Hocker (16 FG, 56 PAT)	2010
5. 102 Kendall Trainor (24 FG, 30 PAT)	1988
6. 98 Todd Wright (20 FG, 38 PAT)	1989
7. 94 Steve Little (19 FG, 37 PAT)	1977
8. 92 Todd Latourette (17 FG, 41 PAT)	1998
9. 88 Bruce Lahay (19 FG, 31 PAT)	1981
10. 85 Cole Hedlund (9 FG, 58 PAT)	2015

CAREER

1. 354 Zach Hocker (61 FG, 171 PAT)	2010-13
2. 280 Steve Little (53 FG, 121 PAT)	1974-77
3. 267 Todd Wright (60 FG, 87 PAT)	1989-92
4. 264 Kendall Trainor (51 FG, 111 PAT)	1985-88
5. 252 Todd Latourette (47 FG, 111 PAT)	1995-98
6. 247 Alex Tejada (37 FG, 136 PAT)	2007-10
7. 220 Ish Ordonez (44 FG, 88 PAT)	1978-80
8. 212 Bill McClard (29 FG, 125 PAT)	1969-71
9. 195 Chris Balseiro (28 FG, 111 PAT)	2002-05
10. 137 Greg Home (29 FG, 50 PAT)	1983-86



ALEX TEJADA registered two of the three highest-scoring seasons in Razorback history in 2007 and 2009 and was named to Arkansas' all-decade team for the 2000s.



INDIVIDUAL PUNTING RECORDS

PUNTS

GAME			
1.	11	Greg Horne at Baylor (445 yards for 40.4 avg)	1984
	11	Bobby Nix at SMU (506 yards for 46.0 avg)	1963
3.	10	Toby Baker at Auburn (415 yards for 41.5 avg)	2016
	10	Toby Baker at Alabama (402 yards for 40.2 avg)	2015
	10	Richie Butler vs. UNLV (434 yards for 43.4 avg)	2001
	10	Drew Toole vs. Rice (365 yards for 36.5 avg)	1972
	10	Lance Alworth vs. Tulsa (301 yards for 30.1 avg)	1961
	10	Lamar McHan vs. Santa Clara (395 yards for 39.5 avg)	1951
	10	Lamar McHan vs. Texas (382 yards for 38.2 avg)	1951
	10	George Cole at Oklahoma State (390 yards for 39.0 avg)	1926
	10	Gene Davidson vs. Oklahoma (245 yards for 24.5 avg)	1915

SEASON

1.	70	Matt Wait (2,935 yards for 41.9 avg.)	1997
2.	69	Richie Butler (2,715 yards for 39.3 avg.)	2002
	69	Matt Wait (2,777 yards for 40.3 avg.)	1996
4.	68	Pete Raether (2,938 yards for 43.2 avg.)	1992
5.	67	Richie Butler (2,848 yards for 42.5 avg.)	2001
6.	65	Richie Butler (2,784 yards for 42.8 avg.)	2000
	65	Pete Raether (2,836 yards for 43.6 avg.)	1991
8.	64	Lamar McHan (2,377 yards for 37.1 avg.)	1951
	64	Aubrey Fowler (2,214 yards for 34.6 avg.)	1946
	64	Kay Eakin (2,448 yards for 38.3 avg.)	1939

CAREER

1.	251	Matt Wait (10,177 yards for 40.5 avg.)	1994-97
2.	231	Richie Butler (9,546 yards for 41.3 avg.)	1999-02
3.	219	Dylan Breeding (9,387 yards for 42.9 avg.)	2009-12
4.	192	Jacob Skinner (7,554 yards for 39.3 avg.)	2003-06
5.	180	Greg Horne (8,000 yards for 44.4 avg.)	1983-86
6.	157	Pete Raether (6,743 yards for 42.9 avg.)	1990-92
7.	145	Lamar McHan (5,504 yards for 38.0 avg.)	1951-53
8.	142	Jeremy Davis (5,842 yards for 41.1 avg.)	2004-08
9.	133	Kay Eakin (5,250 yards for 39.5 avg.)	1937-39
10.	129	Bruce Lahay (5,011 yards for 38.8 avg.)	1978-79, 81

LONGEST PUNTS

1.	86	Steve Cox vs. Texas	1986
2.	83	Pete Raether vs. Louisiana Lafayette	1991
	83	Harold Cox vs. SMU	1943
4.	81	Lamar McHan vs. Texas	1951
	81	Kay Eakin vs. TCU	1938
6.	80	Allen Meacham vs. Baylor	1988
7.	79	Sam Irwin-Hill vs. South Carolina	2013
	79	Richie Butler vs. Alabama	2002
	79	Jack Robbins vs. TCU	1937
10.	78	Gerald Nesbitt vs. SMU	1955
	78	Louis Schaufele vs. William & Mary	1948
	78	Louis Schaufele vs. Texas A&M	1948

PUNTING YARDAGE

GAME			
1.	506	Bobby Nix at SMU (11 punts)	1965
2.	445	Greg Horne at Baylor (11 punts)	1984
3.	434	Richie Butler vs. UNLV (10 punts)	2001
4.	412	Matt Wait vs. South Carolina (9 punts)	1997
5.	402	Toby Baker at Alabama (10 punts)	2015
6.	395	Lamar McHan vs. Santa Clara (10 punts)	1951
7.	390	George Cole vs. Oklahoma State (10 punts)	1926
8.	389	Richie Butler vs. Alabama (8 punts)	2002
9.	382	Lamar McHan vs. Texas (10 punts)	1951
10.	376	Matt Wait at Florida (9 punts)	1997

SEASON

1.	2,938	Pete Raether (68 for 43.2 avg.)	1992
2.	2,935	Matt Wait (70 for 41.9 avg.)	1997
3.	2,848	Richie Butler (67 for 42.5 avg.)	2001
4.	2,836	Pete Raether (65 for 43.6 avg.)	1991
5.	2,797	Steve Little (63 for 44.4 avg.)	1976
6.	2,784	Richie Butler (65 for 42.8 avg.)	2000
7.	2,777	Matt Wait (69 for 40.3 avg.)	1996
8.	2,715	Richie Butler (69 for 39.3 avg.)	2002
9.	2,532	Toby Baker (57 for 44.4 avg.)	2016
10.	2,460	Jeremy Davis (57 for 41.1 avg.)	2008

CAREER

1.	10,177	Matt Wait (251 for 40.5 avg.)	1994-97
2.	9,546	Richie Butler (231 for 41.3 avg.)	1999-2002
3.	9,387	Dylan Breeding (219 for 42.9 avg.)	2009-12
4.	8,000	Greg Horne (180 for 44.4 avg.)	1983-86
5.	7,554	Jacob Skinner (192 for 39.3 avg.)	2003-06
6.	6,743	Pete Raether (157 for 42.9 avg.)	1990-92
7.	5,842	Jeremy Davis (142 for 41.1 avg.)	2004-08
8.	5,504	Lamar McHan (145 for 38.0 avg.)	1951-53
9.	5,250	Kay Eakin (133 for 39.5 avg.)	1937-39
10.	5,227	Jacob Skinner (131 for 39.9 avg.)	2003-06

PUNTING AVERAGE

GAME (MIN. 2 PUNTS)			
1.	70.0	Steve Cox at Texas (2 punts)	1980
2.	59.0	Allen Meacham at Baylor (2 punts)	1988
3.	58.3	Dylan Breeding vs. Tulsa (3 punts)	2012
4.	57.8	Pete Raether at Texas Tech (4 punts)	1991
5.	57.0	Zach Hocker at Rutgers (3 punts)	2013
6.	56.5	Mike Kirkland at Texas Tech (2 punts)	1972
7.	54.6	Greg Horne at Texas Tech (3 punts)	1983
8.	54.5	Gerald Nesbitt at SMU (2 punts)	1957
9.	53.5	Sam Irwin-Hill vs. South Carolina (4 punts)	2013
	53.5	Richie Butler vs. Boise State (4 punts)	2000

SEASON (MIN. 4 PUNTS PER GAME)

1.	47.2	Greg Horne (49 for 2,313 yards)	1986
2.	46.5	Steve Cox (47 for 2,186 yards)	1980
3.	45.6	Dylan Breeding (53 for 2,416 yards)	2012
4.	45.3	Dylan Breeding (53 for 2,400 yards)	2011
5.	44.4	Toby Baker (57 for 2,532 yards)	2016
	44.4	Steve Little (63 for 2,797 yards)	1976
7.	44.3	Steve Little (48 for 2,127 yards)	1977
8.	43.8	Greg Horne (51 for 2,234 yards)	1984
9.	43.6	Pete Raether (65 for 2,836 yards)	1991
10.	43.2	Jeremy Davis (57 for 2,460 yards)	2008
	43.2	Pete Raether (68 for 2,938 yards)	1992

CAREER (MIN. 85 PUNTS)

1.	45.2	Steve Cox (89 for 4,026 yards)	1979-80
2.	44.4	Greg Horne (180 for 8,000 yards)	1983-86
	44.4	Steve Little (111 for 4,924 yards)	1974-77
4.	43.0	Toby Baker (101 for 4,340 yards)	2014-16
5.	42.9	Dylan Breeding (219 for 9,387 yards)	2009-12
	42.9	Pete Raether (157 for 6,743 yards)	1990-92
7.	42.0	Sam Irwin-Hill (104 for 4,364 yards)	2013-14
8.	41.7	Brad Taylor (99 for 4,131 yards)	1981-83
9.	41.3	Richie Butler (231 for 9,546 yards)	1999-2002
10.	41.1	Jeremy Davis (142 for 5,842 yards)	2004-08



DYLAN BREEDING was a two-time All-SEC punter for the Razorbacks and ranks in the top five in career punting yardage and punting average.

INDIVIDUAL RETURN RECORDS



PUNT RETURNS

GAME

1.	9	Ken Hatfield vs. Rice (89 yards)	1964
2.	8	Bobby Joe Edmonds at Ole Miss (53 yards)	1985
	8	Gary Anderson at Texas Tech (130 yards)	1979
4.	7	Jack Morris vs. North Texas (146 yards)	1971
	7	Gary Adams at TCU (59 yards)	1968
	7	Gary Adams vs. TCU (91 yards)	1967
	7	Gary Adams vs. Oklahoma State (33 yards)	1967
	7	Lance Alworth vs. Tulsa (136 yards)	1961

SEASON

1.	40	Bobby Joe Edmonds (466 yards)	1985
2.	36	Orlando Watters (290 yards)	1992
	36	Vaughn Lusby (294 yards)	1977
4.	34	Gary Anderson (286 yards)	1979
5.	31	Ken Hatfield (518 yards)	1964
6.	29	Gary Anderson (222 yards)	1982
	29	Gary Anderson (252 yards)	1981
	29	Vaughn Lusby (161 yards)	1976
9.	28	DeCori Birmingham (342 yards)	2002
	28	Orlando Watters (157 yards)	1993
	28	Gary Adams (290 yards)	1967
	28	Lance Alworth (336 yards)	1961

CAREER

1.	115	Gary Anderson (1,004 yards)	1979-82
2.	93	Bobby Joe Edmonds (959 yards)	1982-85
3.	86	Vaughn Lusby (625 yards)	1974, 76-78
4.	78	Tim Horton (657 yards)	1986-89
5.	72	Ken Hatfield (1,153 yards)	1962-64
6.	64	Orlando Watters (447 yards)	1991-93
7.	53	Marvin Jackson (594 yards)	2001, 03
8.	52	DeCori Birmingham (546 yards)	2001-04
9.	51	Lance Alworth (690 yards)	1959-61
10.	49	Gary Adams (505 yards)	1966-68

PUNT RETURN YARDAGE

GAME

1.	174	Joe Adams vs. Missouri State (6 returns)	2011
2.	146	Jack Morris vs. North Texas State (7 returns)	1971
3.	136	Lance Alworth vs. Tulsa (7 returns)	1961
4.	134	Terry Stewart vs. Wichita State (4 returns)	1969
5.	130	Gary Anderson at Texas Tech (8 returns)	1979
6.	120	Joe Adams vs. Ole Miss (3 returns)	2010
7.	104	Marvin Jackson at Kentucky (4 returns)	2003
	104	Orlando Watters at South Carolina (5 returns)	1992
9.	102	Marvin Jackson vs. New Mexico State (3 ret.)	2003
	102	Michael James vs. SMU (2 returns)	1991

SEASON

1.	518	Ken Hatfield (31 returns)	1964
2.	466	Bobby Joe Edmonds (40 returns)	1985
3.	395	Aubrey Fowler (23 returns)	1947
4.	375	Martine Bercher (24 returns)	1966
5.	350	Ken Hatfield (21 returns)	1963
6.	342	DeCori Birmingham (28 returns)	2002
7.	336	Lance Alworth (28 returns)	1961
8.	329	Marvin Jackson (26 returns)	2003
9.	321	Joe Adams (19 returns)	2011
10.	307	Lance Alworth (18 returns)	1960



An All-SEC selection in 2012, **DENNIS JOHNSON** holds SEC records in both career kickoff returns (119) and career kickoff return yardage (2,784).

CAREER

1.	1,153	Ken Hatfield (72 returns)	1962-64
2.	1,004	Gary Anderson (115 returns)	1979-82
3.	959	Bobby Joe Edmonds (93 returns)	1982-85
4.	690	Lance Alworth (51 returns)	1959-61
5.	657	Tim Horton (78 returns)	1986-89
6.	642	Aubrey Fowler (45 returns)	1946-47
7.	625	Vaughn Lusby (86 returns)	1974, 76-78
8.	594	Marvin Jackson (53 returns)	2001, 03
	594	Johnny Cole (39 returns)	1950-52
10.	570	Joe Adams (36 returns)	2008-11

CAREER (MIN. 25 RETURNS)

1.	16.01	Ken Hatfield (72 for 1,153 yards)	1962-64
2.	15.83	Joe Adams (36 for 570 yards)	2008-11
3.	15.63	Johnny Cole (38 for 594 yards)	1950-52
4.	15.32	Martine Bercher (25 for 383 yards)	1965-66
5.	14.27	Aubrey Fowler (45 for 642 yards)	1946-47
6.	13.53	Lance Alworth (51 for 690 yards)	1959-61
7.	12.92	Dean Pryor (25 for 323 yards)	1950-52
8.	11.21	Marvin Jackson (53 for 594 yards)	2001, 03
9.	10.50	DeCori Birmingham (52 for 546 yards)	2001-04
10.	10.31	Bobby Joe Edmonds (93 for 959 yards)	1982-85
	10.31	Gary Adams (49 for 505 yards)	1966-68

PUNT RETURN AVERAGE

SEASON (MIN. 15 RETURNS)

1.	18.31	Johnny Cole (16 for 293 yards)	1950
2.	17.17	Aubrey Fowler (23 for 395 yards)	1947
3.	17.06	Lance Alworth (18 for 307 yards)	1960
4.	16.89	Joe Adams (19 for 321 yards)	2011
5.	16.71	Ken Hatfield (31 for 518 yards)	1964
6.	16.67	Ken Hatfield (21 for 350 yards)	1963
7.	15.63	Martine Bercher (24 for 375 yards)	1966
8.	15.56	Joe Adams (16 for 249 yards)	2010
9.	15.53	Johnny Cole (15 for 233 yards)	1951
10.	14.32	Michael James (19 for 272 yards)	1991



KICKOFF RETURNS

GAME

1.	8	Cobi Hamilton at Auburn (142 yards)	2010
2.	7	Deon Stewart vs. LSU (117 yards)	2016
	7	D'Arthur Cowan at Mississippi State (108 yards)	2012
	7	Fred Talley vs. Boise State (135 yards)	2000
5.	6	Dennis Johnson vs. LSU (103 yards)	2008
	6	Dennis Johnson at Texas (150 yards)	2008
	6	Dennis Johnson vs. Alabama (142 yards)	2008
	6	DeCori Birmingham vs. Alabama (197 yards)	2002
	6	Steven Harris vs. Ole Miss (124 yards)	2000
	6	Rod Stinson vs. Tennessee (109 yards)	1999
	6	Donnie Centers at Baylor (145 yards)	1986
	6	Carl Miller at SMU (111 yards)	1984

SEASON

1.	41	Dennis Johnson (905 yards)	2008
2.	40	Dennis Johnson (1,031 yards)	2009
3.	28	DeCori Birmingham (638 yards)	2002
4.	25	Cedric Washington (497 yards)	2003
5.	23	Lance Ray (518 yards)	2010
	23	Felix Jones (554 yards)	2006
	23	Barry Foster (445 yards)	1988
8.	22	Felix Jones (652 yards)	2007
	22	Jon Richardson (501 yards)	1972
10.	21	Deon Stewart (419 yards)	2016

CAREER

1.	119	Dennis Johnson (2,784 yards)	2008-12
2.	62	Felix Jones (1,749 yards)	2005-07
3.	61	DeCori Birmingham (1,321 yards)	2001-04
4.	55	Derek Holloway (1,209 yards)	1979-82
5.	51	Barry Foster (1,008 yards)	1987-89
6.	43	Carl Miller (1,016 yards)	1983-85
7.	38	Darren McFadden (926 yards)	2005-07
8.	36	Cedric Washington (701 yards)	2003-06
9.	35	Jon Richardson (780 yards)	1970-72
10.	31	Ron Dickerson (776 yards)	1989-92
	31	Lance Alworth (740 yards)	1959-61

KICKOFF RETURN YARDAGE

GAME

1.	197	DeCori Birmingham vs. Alabama (6 returns)	2002
2.	152	Derek Holloway at Houston (4 returns)	1980
3.	150	Dennis Johnson at Texas (6 returns)	2008
4.	147	Felix Jones at Southern California (4 returns)	2005
5.	146	Carl Miller vs. Baylor (3 returns)	1983
6.	145	Dennis Johnson vs. Auburn (3 returns)	2009
	145	Donnie Centers at Baylor (6 returns)	1986
8.	144	Felix Jones vs. Troy (3 returns)	2007
9.	142	Cobi Hamilton at Auburn (8 returns)	2010
10.	142	Dennis Johnson vs. Alabama (6 returns)	2008

SEASON

1.	1,031	Dennis Johnson (40 returns)	2009
2.	905	Dennis Johnson (41 returns)	2008
3.	652	Felix Jones (22 returns)	2007
4.	638	DeCori Birmingham (28 returns)	2002
5.	554	Felix Jones (23 returns)	2006
6.	543	Felix Jones (17 returns)	2005
7.	518	Lance Ray (23 returns)	2010
8.	501	Jon Richardson (22 returns)	1972
9.	497	Cedric Washington (25 returns)	2003
	497	Ron Dickerson (20 returns)	1992

CAREER

1.	2,784	Dennis Johnson (119 returns)	2008-12
2.	1,749	Felix Jones (62 returns)	2005-07
3.	1,321	DeCori Birmingham (61 returns)	2001-04
4.	1,209	Derek Holloway (55 returns)	1979-82
5.	1,016	Carl Miller (43 returns)	1982-85
6.	1,008	Barry Foster (51 returns)	1987-89
7.	926	Darren McFadden (38 returns)	2005-07
8.	780	Jon Richardson (35 returns)	1970-72
9.	776	Ron Dickerson (31 returns)	1989-92
10.	740	Lance Alworth (31 returns)	1959-61

KICKOFF RETURN AVERAGE

SEASON (MIN. 13 RETURNS)

1.	31.94	Felix Jones (17 for 543 yards)	2005
2.	29.64	Felix Jones (22 for 652 yards)	2007
3.	25.78	Dennis Johnson (40 for 1,031 yards)	2009
4.	25.61	Dennis Johnson (18 for 461 yards)	2011
5.	25.57	Marquel Wade (14 for 358 yards)	2011
6.	25.31	Jack Brasuell (13 for 329 yards)	1963
7.	24.85	Ron Dickerson (20 for 497 yards)	1992
8.	24.09	Felix Jones (23 for 554 yards)	2006
9.	23.94	Derek Holloway (17 for 407 yards)	1980
10.	23.60	Thomas Brown (15 for 354 yards)	1978

CAREER (MIN. 20 RETURNS)

1.	28.21	Felix Jones (62 for 1,749 yards)	2005-07
2.	26.14	Dickey Morton (22 for 575 yards)	1971-73
3.	25.03	Ron Dickerson (31 for 776 yards)	1989-92
4.	24.80	Korliss Marshall (28 for 693 yards)	2013-14
5.	24.40	Darren McFadden (38 for 926 yards)	2005-07
6.	23.87	Lance Alworth (31 for 740 yards)	1959-61
7.	23.63	Carl Miller (43 for 1,016 yards)	1983-85
8.	23.39	Dennis Johnson (119 for 2,784 yards)	2008-12
9.	22.48	David Dickey (21 for 472 yards)	1966-68
10.	22.29	Jon Richardson (35 for 780 yards)	1970-72

TOTAL RETURNS

GAME

1.	9	Bobby Joe Edmonds at Ole Miss (8 PR, 1 KR)	1985
	9	Ken Hatfield vs. Rice (9 PR, 0 KR)	1964
3.	8	Cobi Hamilton at Auburn (0 PR, 8 KR)	2010
	8	DeCori Birmingham vs. Alabama (2 PR, 6 KR)	2002
	8	Gary Anderson at Texas Tech (8 PR, 0 KR)	1979
	8	Mike Higgins vs. Ole Miss (4 PR, 1 KR)	1994
7.	7	12 times (Most recent: Deon Stewart vs. LSU)	2016

SEASON

1.	56	DeCori Birmingham (28 PR, 28 KR)	2002
2.	50	Gary Anderson (34 PR, 16 KR)	1979
3.	46	Orlando Watters (28 PR, 18 KR)	1993
4.	43	Ken Hatfield (31 PR, 12 KR)	1964
5.	41	Dennis Johnson (0 PR, 41 KR)	2008
	41	Bobby Joe Edmonds (40 PR, 1 KR)	1985
	41	Lance Alworth (28 PR, 13 KR)	1961
8.	40	Dennis Johnson (0 PR, 40 KR)	2009
9.	37	Orlando Watters (36 PR, 1 KR)	1992
10.	36	Vaughn Lusby (36 PR, 0 KR)	1977

CAREER

1.	137	Gary Anderson (115 PR, 22 KR)	1979-82
2.	119	Dennis Johnson (0 PR, 119 KR)	2008-12
3.	113	DeCori Birmingham (52 PR, 61 KR)	2001-04
4.	96	Bobby Joe Edmonds (93 PR, 3 KR)	1982-85
5.	91	Vaughn Lusby (86 PR, 5 KR)	1974, 76-78
	91	Ken Hatfield (72 PR, 19 KR)	1962-64
7.	83	Orlando Watters (64 PR, 19 KR)	1991-92
8.	82	Lance Alworth (51 PR, 31 KR)	1959-61
9.	80	Tim Horton (78 PR, 2 KR)	1986-89
10.	63	Felix Jones (1 PR, 62 KR)	2005-07

TOTAL RETURN YARDAGE

GAME

1.	219	DeCori Birmingham vs. Alabama (8 returns)	2002
2.	174	Joe Adams vs. Missouri State (6 returns)	2011
3.	152	Derek Holloway vs. Houston (4 returns)	1980
4.	150	Dennis Johnson at Texas (6 returns)	2008
5.	147	Felix Jones vs. Southern California (4 returns)	2005
6.	146	Carl Miller vs. Baylor (3 returns)	1983
	146	Jack Morris vs. North Texas (7 returns)	1971
8.	145	Dennis Johnson vs. Auburn (3 returns)	2009
	145	Donnie Centers vs. Baylor (6 returns)	1986
10.	144	Felix Jones vs. Troy (3 returns)	2007

SEASON

1.	1,031	Dennis Johnson (40/1031 KR)	2009
2.	980	DeCori Birmingham (28/342 PR, 28/638 KR)	2002
3.	905	Dennis Johnson (41/905 KR)	2008
4.	771	Ken Hatfield (31/518 PR, 12/253 KR)	1964
5.	652	Felix Jones (22/652 KR)	2007
6.	636	Lance Alworth (28/336 PR, 13/300 KR)	1961
7.	635	Lance Alworth (18/307 PR, 14/328 KR)	1960
8.	629	Gary Anderson (34/286 PR, 16/343 KR)	1979
9.	554	Felix Jones (23/554 KR)	2006
	554	Felix Jones (1/11 PR, 17/543 KR)	2005

CAREER

1.	2,784	Dennis Johnson (19/2,784 KR)	2008-12
2.	1,867	DeCori Birmingham (52/546 PR, 61/1,321 KR)	2001-04
3.	1,760	Felix Jones (1/11 PR, 62/1,749 KR)	2005-07
4.	1,604	Ken Hatfield (72/1,153 PR, 19/451 KR)	1962-64
5.	1,461	Gary Anderson (115/1,004 PR, 22/457 KR)	1979-82
6.	1,430	Lance Alworth (51/690 PR, 31/740 KR)	1959-61
7.	1,253	Derek Holloway (4/44 PR, 55/1,209 KR)	1979-82
8.	1,020	Bobby Joe Edmonds (93/959 PR, 3/61 KR)	1982-85
9.	1,016	Carl Miller (43/1,016 KR)	1983-85
10.	1,008	Barry Foster (51/1,008 KR)	1987-89



TACKLES

GAME

1.	29	Ronnie Caveness vs. Texas	1963
2.	25	Ronnie Caveness at Texas	1964
3.	24	Cliff Powell vs. Texas	1969
4.	23	Ronnie Caveness vs. Missouri	1963
5.	22	Ken Hamlin vs. Troy State	2002
	22	Quinton Caver vs. Alabama	2000
	22	Loyd Phillips vs. Tulsa	1965
8.	21	William Hampton vs. Oklahoma State	1977
	21	Ronnie Caveness vs. Baylor	1963
10.	20	Jerry Franklin at Mississippi State	2010
	20	Tony Bua at Georgia	2001
	20	Jermaine Petty at Ole Miss	2001
	20	LaSalle Harper vs. UCLA	1988

SEASON

1.	174	Wayne Harris (62 UT, 112 AT)	1960
2.	159	Ken Hamlin (97 UT, 62 AT)	2002
3.	155	Ronnie Caveness (87 UT, 68 AT)	1964
4.	154	Cliff Powell (72 UT, 82 AT)	1968
	154	Ronnie Caveness (34 UT, 120 AT)	1963
6.	140	Jermaine Petty (80 UT, 60 AT)	2001
	140	Rickey Williams (87 UT, 53 AT)	1987
8.	136	Mick Thomas (74 UT, 62 AT)	1990
9.	134	Cliff Powell (70 UT, 64 AT)	1969
10.	133	Caleb Miller (84 UT, 49 AT)	2003

CAREER

1.	408	Tony Bua (248 UT, 160 AT)	2000-03
2.	382	Jerry Franklin (199 UT, 183 AT)	2008-11
3.	381	Ken Hamlin (221 UT, 160 AT)	2000-02
4.	372	Sam Olajubutu (223 UT, 149 AT)	2003-06
5.	368	Caleb Miller (232 UT, 136 AT)	2000-03
6.	367	Cliff Powell (172 UT, 195 AT)	1967-69
7.	357	Ronnie Caveness (133 UT, 224 AT)	1962-64
8.	343	Rickey Williams (210 UT, 133 AT)	1984-87
9.	335	Bert Zinamon (175 UT, 160 AT)	1980-83
10.	330	Mick Thomas (186 UT, 144 AT)	1989-91


TACKLES FOR LOSS

GAME

1.	5	Jermaine Brooks vs. Auburn	2001
	5	Henry Ford vs. Memphis	1993
	5	Mark Smith at Alabama	1993
	5	Wayne Martin vs. Mississippi	1988
5.	4.5	Desmond Sims vs. South Carolina	2005
6.	4	7 times (most recent: Anthony Leon vs. Tennessee Tech)	2010

SEASON

1.	23	Steven Conley (175 yards)	1995
	23	Henry Ford (116 yards)	1993
3.	20.5	Jamaal Anderson (113 yards)	2006
4.	19	Billy Ray Smith Jr. (128 yards)	1981
	19	Jimmy Walker (125 yards)	1978
6.	18	Wayne Martin (110 yards)	1987
	18	Dan Hampton (62 yards)	1978
8.	17	Billy Ray Smith Jr. (86 yards)	1980
	17	Ray Lee Johnson (89 yards)	1992
10.	16	Junior Soli (53 yards)	1995



The MVP of the 1989 East-West Shrine Game, **STEVE ATWATER** is Arkansas' all-time leader with 14 career interceptions. Atwater was an eight-time Pro Bowl selection with the Denver Broncos.

CAREER

1.	63	Billy Ray Smith Jr. (343 yards)	1979-82
2.	47.5	Trey Flowers (250 yards)	2011-14
3.	46	Henry Ford (224 yards)	1990-93
4.	37	Wayne Martin (189 yards)	1985-88
	37	Jimmy Walker (216 yards)	1975-78
6.	36	Malcolm Sheppard (124 yards)	2006-09
	36	Caleb Miller (116 yards)	2000-03
	36	Johnnie Meadors (157 yards)	1974-76
9.	35	Steven Conley (251 yards)	1992-95
10.	33	Jeb Huckeba (92 yards)	2001-04

SACKS

GAME

1.	5	Wayne Martin vs. Ole Miss	1988
----	---	---------------------------	------

SEASON

1.	14	Steven Conley	1995
	14	Henry Ford	1993
3.	13.5	Jamaal Anderson (95 yards)	2006
4.	13	Wayne Martin	1988
5.	11	Ray Lee Johnson	1992
6.	10	Jake Bequette (88 yards)	2011
7.	9.5	Chris Smith (65 yards)	2012
8.	8.5	Chris Smith (71 yards)	2013
	8.5	Antwain Robinson (63 yards)	2006
10.	8	Deatrich Wise Jr. (43 yards)	2015
	8	Henry Ford	1991

CAREER

1.	25.5	Wayne Martin	1985-88
2.	25	Henry Ford	1990-93
3.	23.5	Jake Bequette (165 yards)	2008-11
4.	21.5	Chris Smith (157 yards)	2010-13
5.	21	Steven Conley	1992-95
6.	19	Marcus Adair	1993-95
7.	18	Trey Flowers (178 yards)	2011-14
	18	Scott Long	1989-92
9.	17.5	Jamaal Anderson (128 yards)	2004-06
10.	16.5	Deatrich Wise Jr. (122 yards)	2012-16

INTERCEPTIONS

GAME

1.	5	Wear Schoonover at Texas A&M	1929
2.	3	Michael Grant vs. Louisiana Monroe (0 yards)	2006
	3	David Hogue vs. SMU (20 yards)	1970
	3	Louis Campbell vs. Tennessee (12 yards)	1971
	3	Billy Moore at SMU (4 yards)	1961
	3	Kay Eakin vs. SMU (0 yards)	1937
7.	2	32 times (most recent: Tramain Thomas vs. Auburn)	2011

SEASON

1.	10	Jim Rinehart (106 yards, 0 TD)	1949
2.	7	Louis Campbell (86 yards, 1 TD)	1971
	7	Gary Adams (93 yards, 0 TD)	1966
4.	6	Orlando Watters (185 yards, 2 TD)	1993
	6	Patrick Williams (57 yards, 1 TD)	1988
	6	David Hogue (45 yards, 1 TD)	1970
	6	Tommy Trantham (104 yards, 0 TD)	1967
	6	George Walker (93 yards, 0 TD)	1954
9.	5	13 times (most recent: Tramain Thomas)	2011

CAREER

1.	14	Steve Atwater (99 yards, 1 TD)	1985-88
2.	13	Gary Adams (113 yards, 0 TD)	1966-68
3.	12	Tramain Thomas (131 yards, 1 TD)	2008-11
	12	Orlando Watters (250 yards, 3 TD)	1991-93
	12	Louis Campbell (114 yards, 1 TD)	1970-72
	12	Tommy Trantham (300 yards, 0 TD)	1965-67
7.	11	Anthony Cooney (53 yards, 1 TD)	1986-89
8.	10	Charles Washington (36 yards, 0 TD)	1983-86
	10	George Walker (130 yards, 0 TD)	1954-57
	10	Jim Rinehart (106 yards, 0 TD)	1949-51
	10	Louis Schaufele (183 yards, 0 TD)	1948-50

INTERCEPTION RETURN YARDAGE

GAME

1.	129	Chris Houston at Mississippi State (2 int.)	2006
2.	100	Rohan Gaines vs. Ole Miss (1 int.)	2014
	100	Jerrell Norton vs. North Texas (1 int.)	2007
4.	99	Orlando Watters at LSU (1 int.)	1993
5.	98	James Skillern vs. Hendrix (1 int.)	1915
6.	96	Wear Schoonover vs. Centenary (1 int.)	1929
7.	94	Jimmy Fryer at Texas A&M (1 int.)	1970
8.	93	Danny Walters at Houston (1 int.)	1982
9.	92	Floyd Hogan vs. Southern California (2 int.)	1974
	92	Stu Berryhill vs. Wichita State (1 int.)	1966

SEASON

1.	185	Orlando Watters (6 int.)	1993
2.	174	Jerrell Norton (5 int.)	2007
3.	158	Tommy Trantham (4 int.)	1965
4.	129	Chris Houston (3 int.)	2006
5.	106	Jim Rinehart (10 int.)	1949
6.	104	Jerry Moore (5 int.)	1968
	104	Tommy Trantham (6 int.)	1967
8.	100	Rohan Gaines (1 int.)	2014
9.	98	Danny Walters (4 int.)	1981
	98	James Skillern (1 int.)	1915

CAREER

1.	300	Tommy Trantham (12 int.)	1965-67
2.	250	Orlando Watters (12 int.)	1991-93
3.	191	Danny Walters (7 int.)	1981-82
4.	187	Kenoy Kennedy (5 int.)	1996-99
5.	174	Jerrell Norton (5 int.)	2006-09
6.	155	Greg Lasker (9 int.)	1982-85
7.	138	Brooks Ellis (4 int.)	2013-16
8.	131	Tramain Thomas (12 int.)	2008-11
9.	129	Chris Houston (3 int.)	2004-06
10.	128	Henre' Toliver (5 int.)	2014-Present



LONGEST PLAY TOUCHDOWNS



JOE ADAMS scored a touchdown on one of Arkansas' 10 longest pass, rush and punt return plays. His 97-yard punt return touchdown against Ole Miss in 2010 is the longest punt return in Razorback history.

RUSHING

1.	99	Broderick Green vs. Eastern Michigan	2009
2.	92	Joe Adams vs. Auburn	2011
3.	90	Jonathan Williams vs. Nicholls	2014
	90	Billy Moore vs. Tulsa	1962
5.	89	Ben Cowins vs. Houston	1976
6.	86	Ralph LaForge vs. Baylor	1932
7.	85	Felix Jones vs. Southeast Missouri State	2006
	85	Aubrey Fowler vs. SMU	1946
9.	84	Alex Collins at Texas Tech	2014
10.	83	Harry Jones vs. North Texas State	1965

PASSING

1.	92	Matt Jones to Richard Smith vs. Tennessee	2002
2.	89	Ryan Mallett to Jarius Wright vs. Mississippi State	2010
3.	87	Nathan Dick to Lucas Miller vs. Mississippi State	2008
	87	Clint Stoerner to Anthony Lucas vs. SMU	1998
	87	Jimmy Williams to Derek Russell vs. TCU	1988
6.	85	Ryan Mallett to Cobi Hamilton vs. LSU	2010
	85	Ryan Mallett to Joe Adams vs. Tennessee Tech	2010
8.	84	Gordon Long to Alton Baldwin vs. Tulsa	1946
9.	83	Ryan Mallett to Ronnie Wingo Jr. vs. Troy	2009
10.	82	Robert Reed to Carl Johnson vs. Tennessee	1994

PUNT RETURNS

1.	97	Joe Adams vs. Ole Miss	2010
2.	95	Ken Hatfield vs. Tulsa	1963
3.	90	Terry Stewart vs. Wichita State	1969
4.	87	Orlando Watters vs. South Carolina	1992
5.	81	Ken Hatfield vs. Texas	1964
6.	80	Gary Anderson vs. Tulane	1980
	80	Ken Hatfield vs. Texas Tech	1963
8.	79	Gary Adams vs. Baylor	1968
9.	78	Ken Hatfield vs. Texas Tech	1964
10.	75	Michael James vs. Texas Tech	1991
	75	Aubrey Fowler vs. North Texas	1947

KICKOFF RETURNS

1.	100	Felix Jones vs. Ole Miss	2006
	100	Felix Jones vs. Mississippi State	2005
	100	Madre Hill vs. LSU	1994
	100	Carl Miller vs. Baylor	1983
	100	Jim Mooty vs. Hardin-Simmons	1958
	100	Billy Kyser vs. Hardin-Simmons	1958
	100	Boyd Cypert vs. Missouri School of Mines	1911
	100	Boyd Cypert vs. Drury	1911
9.	99	Oscar Malone vs. Memphis	1992
10.	98	Dennis Johnson vs. South Carolina	2011
	98	Lawrence Richardson vs. Weber State	2001

INTERCEPTION RETURNS

1.	100	Rohan Gaines vs. Ole Miss	2014
	100	Jerrell Norton vs. North Texas	2007
3.	99	Orlando Watters vs. LSU	1993
4.	98	James Skillern vs. Hendrix	1915
5.	96	Wear Schoonover vs. Centenary	1929
6.	94	Jimmy Fryer vs. Texas A&M	1970
7.	93	Danny Walters vs. Houston	1982
8.	92	Stu Berryhill vs. Wichita State	1966
9.	91	Herman Bagby vs. Oklahoma State	1923
10.	88	Jermaine Petty vs. Auburn	2001

BLOCKED FG RETURNS

1.	76	Pierre Brown vs. Mississippi State	2004
----	----	------------------------------------	------

INDIVIDUAL YEARLY LEADERS



RUSHING

YEAR	PLAYER	ATT	YDS	AVG	TD
2016	Rawleigh Williams III, So.	245	1,360	5.6	12
2015	Alex Collins, Jr.	271	1,577	5.6	20
2014	Jonathan Williams, Jr.	211	1,190	5.6	12
2013	Alex Collins, Fr.	190	1,026	5.4	4
2012	Dennis Johnson, Sr.	137	757	5.5	8
2011	Dennis Johnson, Jr.	106	670	6.3	3
2010	Knile Davis, So.	204	1,322	6.5	13
2009	Broderick Green, So.	104	442	4.2	11
2008	Michael Smith, Jr.	207	1,072	5.2	8
2007	Darren McFadden, Jr.	325	1,830	5.6	16
2006	Darren McFadden, So.	284	1,647	5.8	14
2005	Darren McFadden, Fr.	176	1,113	6.3	11
2004	Matt Jones, Sr.	83	622	7.5	6
2003	Cedric Cobbs, Sr.	227	1,320	5.8	10
2002	Fred Talley, Sr.	197	1,119	5.7	2
2001	Fred Talley, Jr.	164	774	4.7	4
2000	Fred Talley, So.	137	768	5.6	5
1999	Cedric Cobbs, Fr.	116	668	5.8	3
1998	Chrys Chukwuma, Jr.	149	870	5.8	8
1997	Rod Stinson, Fr.	111	413	3.7	2
1996	Oscar Malone, Sr.	197	814	4.1	4
1995	Madre Hill, So.	307	1,387	4.5	15
1994	Oscar Malone, Jr.	99	597	6	3
1993	Oscar Malone, So.	89	555	6.2	5
1992	E.D. Jackson, Sr.	118	466	4	2
1991	E.D. Jackson, Jr.	143	641	4.5	1
1990	E.D. Jackson, So.	155	596	3.8	3
1989	James House, Sr.	163	895	5.3	7
1988	Barry Foster, Sr.	132	660	5	8
1987	James House, Jr.	182	1,004	5.5	17
1986	Greg Thomas, Jr.	141	461	3.3	8
1985	James House, Fr.	99	550	5.6	8
1984	Marshall Foreman, So.	183	804	4.4	7
1983	Derek Thomas, Fr.	117	432	3.7	4
1982	Daryl Bowles, Sr.	155	619	4	2
1981	Gary Anderson, Jr.	121	616	5.1	1
1980	James Tolbert, Jr.	140	571	4.1	3
1979	Roland Sales, Sr.	138	625	4.6	3
1978	Ben Cowins, Sr.	188	1,006	5.4	6
1977	Ben Cowins, Jr.	220	1,192	5.4	14
1976	Ben Cowins, So.	183	1,162	6.3	7
1975	Ike Forte, Sr.	174	983	5.6	10
1974	Ike Forte, Jr.	187	974	5.3	9
1973	Dickey Morton, Sr.	226	1,298	5.7	5
1972	Dickey Morton, Jr.	242	1,188	4.9	6
1971	Dickey Morton, So.	127	831	6.5	5
1970	Bill Burnett, Sr.	110	445	4.1	12
1969	Bill Burnett, Jr.	209	900	4.3	19
1968	Bill Burnett, So.	207	859	4.1	15
1967	Russell Cody, So.	95	383	4	1
1966	David Dickey, So.	115	447	3.9	8
1965	Bobby Burnett, Sr.	232	947	4.1	16
1964	Jack Brasuell, Jr.	173	542	3.1	3
1963	Jim Lindsey, So.	130	444	3.4	2
1962	Billy Moore, Sr.	131	585	4.5	14
1961	Lance Alworth, Sr.	110	516	4.7	5
1960	Lance Alworth, Jr.	106	375	3.5	3
1959	Jim Mooty, Sr.	93	519	5.6	5
1958	Jim Mooty, Jr.	71	395	5.6	4
1957	Gerald Nesbitt, Jr.	145	624	4.3	7
1956	Gerald Nesbitt, So.	129	663	5.1	7
1955	Henry Moore, Sr.	134	701	5.2	3
1954	Henry Moore, Jr.	153	670	4.4	8
1953	Lamar McHan, Sr.	143	409	2.9	4
1952	Buddy Sutton, So.	100	448	4.5	3
1951	Lamar McHan, Sr.	127	433	3.4	4
1950	Buddy Rogers, Sr.	118	476	4	3
1949	Geno Mazzanti, Sr.	123	757	6.2	3
1948	Clyde Scott	95	670	7.1	6
1947	Clyde Scott	152	659	4.3	6
1946	Ken Holland	112	397	3.5	2
1945	John Hoffman	139	587	4.3	3

PASSING

YEAR	PLAYER	COMP	ATT	PCT	TD	INT	YDS
2016	Austin Allen, Jr.	245	401	.611	25	15	3,430
2015	Brandon Allen, Sr.	244	370	.659	30	8	3,440
2014	Brandon Allen, Jr.	190	339	.560	20	5	2,285
2013	Brandon Allen, So.	128	258	.496	13	10	1,552
2012	Tyler Wilson, Sr.	249	401	.621	21	13	3,387
2011	Tyler Wilson, Jr.	277	438	.632	24	6	3,638
2010	Ryan Mallett, Jr.	266	411	.647	32	12	3,869
2009	Ryan Mallett, So.	225	403	.558	30	7	3,624
2008	Casey Dick, Sr.	205	357	.574	13	14	2,586
2007	Casey Dick, Jr.	150	262	.573	18	10	1,695
2006	Casey Dick, So.	65	132	.492	9	6	991
2005	Robert Johnson, So.	89	158	.563	5	6	876
2004	Matt Jones, Sr.	151	264	.572	15	12	2,073
2003	Matt Jones, Jr.	132	230	.574	18	8	1,917
2002	Matt Jones, So.	122	234	.521	16	8	1,592
2001	Zak Clark, So.	88	179	.492	6	4	1,000
2000	Robby Hampton, So.	145	261	.556	3	8	1,548
1999	Clint Stoerner, Sr.	177	317	.558	19	10	2,293
1998	Clint Stoerner, Jr.	167	312	.535	26	8	2,629
1997	Clint Stoerner, So.	173	357	.485	12	13	2,347
1996	Pete Burks, So.	115	224	.513	6	9	1,390
1995	Barry Lunney Jr., Sr.	180	292	.616	12	10	2,181
1994	Barry Lunney Jr., Jr.	101	183	.552	11	6	1,345
1993	Barry Lunney Jr., So.	104	202	.515	6	7	1,241
1992	Barry Lunney Jr., Fr.	91	189	.482	4	5	1,015
1991	Jason Allen, Fr.	48	102	.471	6	6	603
1990	Quinn Grovey, Sr.	120	235	.511	18	10	1,886
1989	Quinn Grovey, Jr.	72	132	.550	5	9	1,149
1988	Quinn Grovey, So.	62	98	.633	4	3	966
1987	Quinn Grovey, Fr.	38	62	.613	2	4	495
1986	Greg Thomas, Jr.	67	109	.615	6	1	1,032
1985	Mark Calcagni, Sr.	27	47	.574	3	2	561
1984	Brad Taylor, Sr.	82	147	.558	7	11	1,166
1983	Brad Taylor, Jr.	139	257	.541	9	8	1,837
1982	Brad Taylor, So.	59	141	.418	6	9	1,073
1981	Brad Taylor, Fr.	53	99	.535	1	4	726
1980	Tom Jones, So.	93	166	.560	6	8	1,161
1979	Kevin Scanlon, Sr.	92	139	.662	9	6	1,212
1978	Ron Calcagni, Sr.	62	103	.602	4	5	807
1977	Ron Calcagni, Jr.	73	137	.533	10	7	1,147
1976	Ron Calcagni, So.	17	57	.300	2	4	366
1975	Scott Bull, Sr.	33	71	.465	3	6	570
1974	Scott Bull, Jr.	14	32	.438	3	1	238
1973	Mike Kirkland, So.	75	151	.497	3	13	990
1972	Joe Ferguson, Sr.	119	254	.469	9	15	1,484
1971	Joe Ferguson, Jr.	160	271	.590	11	12	2,203
1970	Bill Montgomery, Sr.	110	195	.564	10	9	1,662
1969	Bill Montgomery, Jr.	93	173	.538	9	7	1,333
1968	Bill Montgomery, So.	134	234	.573	10	8	1,595
1967	Ronny South, Sr.	84	142	.592	11	8	1,159
1966	Jon Brittenum, Sr.	76	143	.531	7	7	1,103
1965	Jon Brittenum, Jr.	75	149	.503	8	7	1,103
1964	Fred Marshall, Sr.	50	94	.532	4	8	656
1963	Bill Gray, Jr.	34	79	.430	4	5	483
1962	Billy Moore, Sr.	51	91	.560	5	2	673
1961	George McKinney, Sr.	32	68	.471	6	5	426
1960	George McKinney, Jr.	39	90	.433	9	6	728
1959	James Monroe, Sr.	19	30	.633	3	3	202
1958	James Monroe, Jr.	41	96	.427	3	8	512
1957	George Walker, Sr.	35	63	.556	4	4	587
1956	Don Christian, So.	18	53	.340	2	0	260
1955	George Walker, Jr.	22	47	.468	2	3	347
1954	George Walker, So.	45	85	.529	4	9	603
1953	Lamar McHan, Sr.	78	150	.520	8	11	1,107
1952	Lamar McHan, Jr.	55	136	.404	5	17	743
1951	Lamar McHan, So.	53	135	.393	6	14	724
1950	Jim Rinehart, Jr.	59	139	.424	3	15	756
1949	Don Logue, So.	31	79	.392	6	8	374
1948	Gordon Long	32	56	.571	4	4	449
1947	Ken Holland	25	46	.543	5	-	360
1946	Aubrey Fowler	18	40	.450	-	-	320
1945	Bud Canada	24	69	.348	2	3	272
1939	Kay Eakin	78	193	.404	5	18	962
1938	Kay Eakin	34	111	.306	3	4	467
1937	Jack Robbins	49	130	.377	8	18	554
1936	Jack Robbins	49	107	.458	4	7	583
1935	Jack Robbins	95	152	.625	7	7	1,219

RECEIVING

YEAR	PLAYER	REC	YDS	TD
2016	Drew Morgan, Sr.	65	739	3
2015	Drew Morgan, Jr.	63	843	10
2014	Keon Hatcher, Jr.	43	558	6
2013	Javontee Herndon	31	437	4
2012	Cobi Hamilton, Sr.	90	1,335	5
2011	Jarius Wright, Sr.	66	1,117	12
2010	D.J. Williams, Sr.	54	627	4
2009	Joe Adams, Jr.	50	813	6
2008	Greg Childs, So.	48	894	7
2007	D.J. Williams, So.	61	723	3
2006	Marcus Monk, Fr.	49	537	5
2005	Marcus Monk, Jr.	50	962	11
2004	Peyton Hillis, So.	38	402	4
2003	Marcus Monk, So.	35	476	7
2002	Steven Harris, Sr.	37	617	4
2001	Marcus Monk, Fr.	37	569	6
2000	George Wilson, Jr.	50	900	6
1999	George Wilson, So.	49	626	7
1998	George Wilson, Fr.	40	568	3
1997	Boo Williams, Sr.	52	739	7
1996	Anthony Lucas, Sr.	37	822	5
1995	Michael Williams, Jr.	44	560	5
1994	Anthony Lucas, Jr.	43	1,004	10
1993	Anthony Eubanks, Sr.	51	870	5
1992	Anthony Eubanks, Jr.	51	809	5
1991	Anthony Eubanks, So.	43	596	4
1990	J.J. Meadors, Jr.	43	613	5
1989	J.J. Meadors, So.	38	429	3
1988	Kirk Botkin, Jr.	23	257	0
1987	Ron Dickerson, Sr.	32	437	4
1986	Ron Dickerson, Jr.	25	372	3
1985	Derek Russell, Fr.	47	897	8
1984	Tim Horton, Sr.	23	454	0
1983	Tim Horton, Jr.	16	319	1
1982	Derek Russell, Fr.	15	396	1
1981	Derek Russell, Jr.	16	297	3
1980	James Shibe, Sr.	22	473	0
1979	James Shibe, Jr.	20	446	2
1978	James Shibe, So.	51	907	7
1977	Mark Mistler, Sr.	33	401	2
1976	Gary Anderson, Sr.	26	486	4
1975	Derek Holloway, Jr.	21	529	2
1974	Gary Anderson, Sr.	26	263	3
1973	Darryl Mason, Sr.	23	285	3
1972	Gary Anderson, So.	23	153	0
1971	Bobby Duckworth, Sr.	20	461	2
1970	Gary Stiggers, Jr.	23	221	1
1969	Robert Farrell, Sr.	21	401	1
1968	Robert Farrell, Jr.	13	229	4
1967	Jerry Eckwood, Sr.	13	99	0
1966	Donny Bobo, So.	22	454	5
1965	Charles Clay, So.	7	174	1
1964	Freddie Douglas, Sr.	13	232	0
1963	Freddie Douglas, Jr.	15	332	3
1962	Jack Ettinger, Sr.	28	411	1
1961	Mike Reppond, Sr.	36	475	4
1960	Mike Reppond, Jr.	56	986	3
1959	Chuck Dicus, Sr.	38	577	4
1958	Chuck Dicus, Jr.	42	688	4
1957	Max Peacock, Sr.	39	497	2
1956	Chuck Dicus, So.			



INDIVIDUAL YEARLY LEADERS

SCORING

YEAR	PLAYER	TD	PAT	FG	PTS
2016	Rawleigh Williams III, So.	13	0	0	78
2015	Alex Collins, Jr.	20	0	0	120
2014	Jonathan Williams, Jr.	14	0	0	84
2013	Zach Hocker, Sr.	0	28	13	67
2012	Zach Hocker, Jr.	0	32	11	65
2011	Zach Hocker, So.	0	55	21	118
2010	Zach Hocker, Fr.	0	56	16	104
2009	Alex Tejada, Jr.	0	58	16	106
2008	Michael Smith, Jr.	10	0	0	60
2007	Alex Tejada, Fr.	0	58	17	109
2006	Darren McFadden, So.	16	1	0	98
2005	Chris Balseiro, Sr.	0	31	13	70
2004	Chris Balseiro, Jr.	0	40	4	52
2003	Chris Balseiro, So.	0	40	11	73
2002	David Carlton, Jr.	0	28	12	64
2001	Brennan O'Donohoe, So.	0	29	12	65
2000	Boo Williams, Sr.	7	1	0	44
1999	Tony Dodson, Sr.	0	31	12	67
1998	Todd Latourette, Sr.	0	41	17	92
1997	Todd Latourette, Jr.	0	20	7	41
1996	Todd Latourette, So.	0	18	9	45
1995	Madre Hill, So.	16	0	0	96
1994	Lance Ellison, Sr.	0	24	6	42
1993	Oscar Malone, So.	5	0	0	30
1992	Todd Wright, Sr.	0	11	17	62
1991	Todd Wright, Jr.	0	14	12	50
1990	Todd Wright, So.	0	24	11	57
1989	Todd Wright, Fr.	0	38	20	98
1988	Kendall Trainor, Sr.	0	30	24	102
1987	James Rouse, Jr.	17	0	0	102
1986	Kendall Trainor, So.	0	39	10	69
1985	James Rouse, Fr.	9	1	0	56
1984	Greg Horne, So.	0	14	10	44
1983	Greg Horne, Fr.	0	16	14	58
1982	Gary Anderson, Sr.	9	0	0	54
1981	Bruce Lahay, Sr.	0	31	19	88
1980	Ish Ordonez, Sr.	0	23	13	62
1979	Ish Ordonez, Jr.	0	26	18	80
1978	Ish Ordonez, So.	0	39	13	78
1977	Steve Little, Sr.	0	37	19	94
1976	Steve Little, Jr.	0	23	11	56
1975	Steve Little, So.	0	32	11	65
1974	Steve Little, Fr.	0	29	12	65
1973	Mike Kirkland, So.	3	5	3	34
1972	Mike Kirkland, Fr.	0	26	8	50
1971	Bill McClard, Sr.	0	35	12	71
1970	Bill McClard, Jr.	0	50	10	80
1969	Bill Burnett, Jr.	20	0	0	120
1968	Bill Burnett, So.	16	0	0	96
1967	David Dickey, Jr.	16	0	0	96
1966	David Dickey, So.	8	0	0	48
1965	Bobby Burnett, Sr.	16	0	0	96
1964	Tom McNelly, Sr.	0	29	6	47
1963	Bill Gray, Jr.	5	0	0	30
1962	Billy Moore, Sr.	14	0	0	84
1961	Mickey Cissell, Jr.	1	21	2	33
1960	Mickey Cissell, So.	0	21	2	27
1959	Jim Mooty, Sr.	5	0	0	30
1958	Donnie Stone, Sr.	5	0	0	30
1957	Gerald Nesbitt, Sr.	7	9	0	51
1956	Gerald Nesbitt, Jr.	7	7	0	49
1955	George Walker, Jr.	4	14	1	41
1954	George Walker, So.	7	6	0	48
1953	Lamar McHan, Sr.	4	8	0	32
1952	Lamar McHan, Jr.	4	0	0	24
	Lewis Carpenter	4	0	0	24
1951	Buddy Sutton, Jr.	6	0	0	36
1950	Bill Jurney, Jr.	4	0	0	24
1949	Don Logue, So.	6	0	0	36
1948	Leon Campbell	9	0	0	54
1947	Clyde Scott	6	0	0	36
1946	Aubrey Fowler	3	11	0	29
1945	Alton Baldwin	5	0	0	30
1944	Alton Baldwin	5	0	0	30
1943	Alton Baldwin	5	0	0	30
1942	Bob Forte	3	0	0	18
1941	Frank Delmonego	1	13	1	22
1940	Howard Hickey	3	2	0	20
1939	O'Neil Adams	4	0	0	24
1938	Neil Martin	3	0	0	18
1937	Jim Benton	6	0	0	30
1936	Ralph Rawlings	6	0	0	30
	Jim Benton	6	0	0	30

1935	Allan Keen	6	0	0	30
1934	Elvin Geiser	2	5	1	20
1933	Ralph LaForge	9	3	0	57
1932	Joe Biddle	4	1	0	25
1931	Homer Ledbetter	8	0	0	48
1930	Homer Ledbetter	4	0	0	24
1929	Richard Miller	13	0	0	78
1928	Garland Beavers	13	0	0	78
1927	George Cole	11	16	1	85
1926	George Cole	9	15	1	72
1925	George Cole	3	4	7	43
1917	Gene Davidson	12	5	0	77
1916	Gene Davidson	12	13	0	85
1915	Gene Davidson	3	2	0	20

PUNT RETURNS

YEAR	PLAYER	NO	YDS	AVG	TD
2016	Jared Cornelius, Jr.	12	85	7.1	0
2015	Jared Cornelius, So.	7	93	13.3	0
	DJ Dean, Jr.	7	93	13.3	0
	DJ Dean, So.	11	121	11.0	0
2014	Javontee Herndon, Sr.	9	67	7.4	0
2012	Nate Holmes, Fr.	11	70	6.4	0
2011	Joe Adams, Sr.	19	321	16.9	4
2010	Joe Adams, Jr.	16	249	15.6	1
2009	Jerrell Norton, Jr.	9	77	8.6	0
2008	Jarius Wright, Fr.	6	15	2.5	0
2007	Jerrell Norton, So.	18	142	7.9	0
2006	Reggie Fish, So.	16	98	6.1	0
2005	Peyton Hillis, So.	16	165	10.3	0
2004	DeCori Birmingham, Sr.	17	115	6.8	0
2003	Marvin Jackson, Sr.	26	329	12.7	1
2002	DeCori Birmingham, So.	28	342	12.2	0
2001	Marvin Jackson, Jr.	27	265	9.8	1
2000	Steadman Campbell, So.	16	103	6.4	0
1999	Rossi Morreale, Jr.	14	79	5.6	0
1998	Rossi Morreale, So.	18	130	7.2	0
1997	Jeromy Flowers, So.	25	157	6.3	0
1996	Anthony Eubanks, Jr.	21	101	4.8	0
1995	J.J. Meadors, Sr.	11	52	4.7	0
1994	Carl Kidd, Sr.	22	165	7.5	0
1993	Orlando Watters, Sr.	28	157	5.6	0
1992	Orlando Watters, Jr.	36	290	8.1	2
1991	Michael James, Sr.	19	272	14.3	1
1990	Michael James, Jr.	8	13	1.6	0
	Dean Peevy, Fr.	5	48	9.6	0
1989	Tim Horton, Sr.	20	124	6.2	0
1988	Tim Horton, Jr.	26	258	9.9	0

1987	Tim Horton, So.	25	224	9.0	0
1986	James Shibest, Sr.	20	211	10.6	0
1985	Bobby Joe Edmonds, Sr.	40	466	11.7	0
1984	Bobby Joe Edmonds, Jr.	25	294	11.8	0
1983	Bobby Joe Edmonds, So.	23	177	7.7	0
1982	Gary Anderson, Sr.	29	222	7.7	0
1981	Gary Anderson, Jr.	29	252	8.7	0
1980	Gary Anderson, So.	23	244	10.6	0
1979	Gary Anderson, Fr.	34	286	8.4	1
1978	Vaughn Lusby, Sr.	21	170	8.1	0
1977	Vaughn Lusby, Jr.	36	294	8.2	0
1976	Vaughn Lusby, So.	29	161	5.6	0
1975	Jerry Eckwood, So.	15	105	7.0	0
1974	Floyd Hogan, Sr.	27	128	4.7	0
1973	Teddy Barnes, So.	11	46	4.2	0
	Floyd Hogan, Jr.	8	64	8.0	0
1972	John Mosely, Sr.	19	182	9.6	0
1971	Jack Morris, Sr.	24	216	9.0	0
1970	Jerry Moore, Sr.	15	191	12.8	0
1969	Terry Stewart, Sr.	19	134	7.1	-
1968	Gary Adams, Sr.	28	215	10.2	2
1967	Gary Adams, Jr.	28	290	10.4	-
1966	Martine Bercher, Sr.	24	375	15.6	-
1965	Jack Brasuell, Sr.	21	285	13.6	-
1964	Ken Hatfield, Sr.	31	518	16.7	-
1963	Ken Hatfield, Jr.	21	350	16.7	-
1962	Ken Hatfield, So.	7	198	28.3	-
	George Rea Walker, So.	7	200	28.6	-
1961	Lance Alworth, Sr.	28	336	12.0	-
1960	Lance Alworth, Jr.	18	307	17.1	-
1959	Lance Alworth, So.	5	47	9.4	-
1958	Jim Mooty, Jr.	9	77	8.5	-
	Freddy Akers, Jr.	8	91	11.4	-
1957	Donnie Stone, Jr.	7	80	11.4	-
	George Walker, Sr.	7	100	14.3	-
1956	Rogers Overby, Sr.	11	121	11.0	-
1955	Don Horton, So.	7	173	24.7	-
1954	George Walker, So.	8	142	17.3	1
1953	Lamar McHan, Sr.	21	233	11.1	-
1952	Johnny Cole, Sr.	8	68	8.5	-
1951	Johnny Cole, Jr.	15	233	15.5	-
1950	Johnny Cole, So.	16	293	18.3	1
1949	Jim Rinehart, So.	21	230	10.9	-
1948	Ross Pritchard	10	203	20.3	-
1947	Aubrey Fowler	23	395	17.1	-
1946	Aubrey Fowler	22	247	11.2	-
1945	Bud Canada	21	264	12.5	-



ALEX COLLINS' program record 20 rushing touchdowns in 2015 also tied Bill Burnett's scoring record of 120 points set in 1969.

INDIVIDUAL YEARLY LEADERS



KICKOFF RETURNS

YEAR	PLAYER	NO	YDS	AVG	TD
2016	Deon Stewart, R-Fr.	21	419	20.0	0
2015	Eric Hawkins, Sr.	10	223	22.3	0
2014	Korliss Marshall, So.	9	271	30.1	1
2013	Korliss Marshall, Fr.	19	422	22.2	0
2012	Dennis Johnson, Sr.	17	309	18.2	0
2011	Dennis Johnson, Jr.	18	461	25.6	1
2010	Lance Ray, Fr.	23	518	22.5	0
2009	Dennis Johnson, So.	40	1,031	25.8	1
2008	Dennis Johnson, Fr.	41	905	22.1	1
2007	Felix Jones, Jr.	22	652	29.6	2
2006	Felix Jones, So.	23	554	24.1	1
2005	Felix Jones, Fr.	17	543	31.9	1
2004	Cedric Washington, So. DeCori Birmingham, Sr.	11 10	204 217	18.5 21.7	0 0
2003	Cedric Washington, Fr.	25	497	19.9	0
2002	DeCori Birmingham, So.	28	638	22.8	0
2001	Lawrence Richardson, Fr.	18	416	23.1	1
2000	Steven Harris, Fr.	20	420	21	0
1999	Cedric Cobbs, Fr.	12	328	27.3	1
1998	Hubert Loudermilk, Jr. Rod Stinson, So.	8 7	155 156	19.4 22.3	0 0
1997	Mark Henderson, Fr.	15	284	18.9	0
1996	Untraia Moss, Fr.	14	296	21.1	0
1995	Cory Nichols, Fr.	19	399	21	0
1994	Madre Hill, Fr.	7	223	31.9	1
1993	Orlando Watters, Sr.	18	392	21.8	0
1992	Ron Dickerson, Sr.	20	497	24.9	0
1991	Freddie Bradley, Jr.	16	388	24.3	0
1990	Tracy Caldwell, Fr.	17	317	18.6	0
1989	Barry Foster, Jr.	20	445	22.3	0
1988	Barry Foster, So.	23	445	19.3	0
1987	James Rouse, Jr.	12	244	20.3	0
1986	Marshall Foreman, Sr. Donnie Centers, Jr.	11 11	270 279	24.5 25.4	0 0
1985	Carl Miller, Sr.	14	326	23.3	0
1984	Carl Miller, Jr.	18	390	21.7	0
1983	Carl Miller, So.	11	300	27.3	1
1982	Derek Holloway, Sr.	12	262	21.8	0
1981	Derek Holloway, Jr.	20	419	21	0
1980	Derek Holloway, So.	17	407	23.9	1
1979	Gary Anderson, Fr.	16	343	21.4	0
1978	Thomas Brown, Fr.	15	354	23.6	1
1977	Gary Stiggers, Fr.	7	109	15.6	0
1976	Barnabus White, Jr.	13	256	19.7	0
1975	Teddy Barnes, Sr.	10	218	21.8	0
1974	Barnabus White, So.	7	119	17	0
1973	Dickey Morton, Sr.	12	278	23.2	0
1972	Jon Richardson, So.	22	501	22.8	0
1971	Dickey Morton, So.	9	269	29.9	1
1970	Jon Richardson, So.	11	151	22.1	0
1969	Bill Burnett, Jr.	6	134	22.3	0
1968	Bill Burnett, So.	12	206	17.2	-
1967	David Dickey, Jr.	13	294	22.6	-
1966	David Dickey, So.	7	164	23.4	-
1965	Jack Brasuell, Sr.	6	93	15.5	-
1964	Ken Hatfield, Sr.	12	253	21.1	-
1963	Jack Brasuell, So.	13	329	25.3	0
1962	Ken Hatfield, So. George Rae Walker, So.	7 7	198 200	28.3 28.6	- 0
1961	Lance Alworth, Sr.	13	300	23.1	0
1960	Lance Alworth, Jr.	14	428	30.6	-
1959	Jim Mooty, Sr.	8	147	18.4	-
1958	Jim Mooty, Jr.	9	210	23.3	-
1957	Donnie Stone, Jr.	8	166	20.7	-
1956	Donnie Stone, So.	11	239	21.7	-
1955	Ronnie Underwood, Jr. Don Christian, So.	3 3	121 83	40.3 27.7	- -
	George Walker, Jr.	3	65	21.7	-
	Don Horton, So.	3	54	18	-
	Joe Thomason, Sr.	3	48	16	-
1954	Buddy Benson, So.	6	110	18.3	-
	George Walker, So.	6	154	25.7	-
1953	Preston Carpenter, So.	5	107	21.4	-
1952	Lewis Carpenter, Sr.	11	159	14.4	-
	Jack Troxell, Jr.	7	212	30.3	-
1951	Larry Hogue, Jr.	8	144	18	-
1950	Buddy Rogers, Sr.	9	146	16.2	-
1949	Joe Dugan, So.	6	138	23	-
	Joe Baldrige, So.	6	152	25.3	-
1948	Clyde Scott	8	195	24.4	-
1947	Clyde Scott	8	196	24.5	-
1946	Clyde Scott	6	140	23.3	-

PUNTING

YEAR	PLAYER	NO	YDS	AVG
2016	Toby Baker, Sr.	57	2532	44.4
2015	Toby Baker, Jr.	43	1,772	41.2
2014	Sam Irwin-Hill, Sr.	58	2,327	40.1
2013	Sam Irwin-Hill, Jr.	46	2,038	44.3
2012	Dylan Breeding, Sr.	53	2,416	45.6
2011	Dylan Breeding, Jr.	53	2,400	45.3
2010	Dylan Breeding, So.	52	2,212	42.5
2009	Dylan Breeding, Fr.	61	2,359	38.7
2008	Jeremy Davis, Sr.	57	2,460	43.2
2007	Jeremy Davis, Jr.	60	2,403	40.0
2006	Jacob Skinner, Sr.	61	2,327	38.1
2005	Jacob Skinner, Jr.	50	2,091	41.8
2004	Jacob Skinner, So. Jeremy Davis, Fr.	29 25	1,062 979	36.6 39.2
2003	Jacob Skinner, Fr.	52	2,074	39.9
2002	Richie Butler, Sr.	69	2,715	39.3
2001	Richie Butler, Jr.	67	2,848	42.5
2000	Richie Butler, So.	65	2,784	42.8
1999	Richie Butler, Fr.	30	1,199	40.0
1998	Chris Akin, Jr.	48	1,883	39.2
1997	Matt Wait, Sr.	70	2,935	41.9
1996	Matt Wait, Jr.	69	2,777	40.3
1995	Matt Wait, So.	59	2,275	38.6
1994	Matt Wait, Fr.	54	2,190	40.6
1993	Doyle Preston, So.	56	2,109	37.7
1992	Pete Raether, Sr.	68	2,938	43.2
1991	Pete Raether, Jr.	65	2,836	43.6
1990	Pete Raether, Fr.	24	969	40.4
1989	Allen Meacham, Sr.	37	1,398	37.8
1988	Allen Meacham, Jr.	53	2,203	41.6
1987	Kendall Trainor, Jr.	58	2,285	39.4
1986	Greg Horne, Sr.	49	2,313	47.2
1985	Greg Horne, Jr.	54	2,301	42.6
1984	Greg Horne, So.	51	2,234	43.8
1983	Brad Taylor, Jr.	38	1,639	43.1
	Greg Horne, Fr.	26	1,152	44.3
1982	Brad Taylor, So.	60	2,451	40.9
1981	Bruce Lahay, Sr.	63	2,436	38.7
1980	Steve Cox, Sr.	47	2,186	46.5
1979	Steve Cox, Jr.	42	1,840	43.8
1978	Bruce Lahay, So.	54	2,185	40.5
1977	Steve Little, Sr.	48	2,127	44.3
1976	Steve Little, Jr.	63	2,797	44.4
1975	Tommy Cheyne, Sr.	37	1,590	43.0
1974	Mike Kirkland, Jr.	45	1,812	40.3
1973	Tommy Cheyne, So.	63	2,312	36.7
1972	Drew Toole, Jr.	49	1,838	37.5
1971	Drew Toole, So.	45	1,573	34.9
1970	Ken Curry, Sr.	34	1,255	36.9
1969	Cary Stockdell, Sr.	52	1,949	37.5
1968	Cary Stockdell, Jr.	55	2,195	39.9
1967	Paul Conner, Sr.	63	2,249	35.7
1966	Paul Conner, Jr.	52	2,076	40.0
1965	Bobby Nix, Sr.	53	2,158	40.7
1964	Bobby Nix, Jr.	50	1,823	36.5
1963	Tommy Moore, Sr.	51	1,810	35.5
1962	Tommy Moore, Jr.	38	1,467	38.6
1961	Tommy Moore, So. Lance Alworth, Sr.	17 32	634 1,132	37.3 35.3
1960	Lance Alworth, Jr.	48	1,602	33.4
1959	Lance Alworth, So.	37	1,313	35.5
1958	Mike Cooney, Sr.	39	1,515	38.8
1957	Gerald Nesbitt, Sr.	32	1,343	41.9
1956	Gerald Nesbitt, Jr. Don Christian, Jr.	12 25	484 975	40.3 39.0
1955	Gerald Nesbitt, So. George Walker, Jr.	13 47	609 1,779	46.8 37.9
1954	George Walker, So.	49	1,953	39.9
1953	Lamar McHan, Sr.	46	1,851	40.2
1952	Bob St. Pierre Lamar McHan, Jr.	22 35	844 1,276	38.4 36.5
	Lamar McHan, So.	64	2,377	37.1
1951	Louis Schaufele, Sr.	60	2,316	38.4
1949	Louis Schaufele, Jr.	59	2,273	38.4
1948	Harold Cox Gordon Long	39 22	1,431 881	36.7 40.0
1947	Aubrey Fowler	47	1,693	36.0
1946	Aubrey Fowler	64	2,218	34.6
1945	Alton Baldwin	32	1,077	33.6
1943	Harold Cox	42	1,745	41.7
1938	Kay Eakin	41	1,688	41.4
1937	Kay Eakin	28	1,121	40.0

FIELD GOALS

YEAR	PLAYER	FGM	FGA	PCT
2016	Adam McFain, Sr.	8	10	.800
2015	Cole Hedlund, Fr.	9	15	.600
2014	Adam McFain, So.	7	10	.700
2013	Zach Hocker, Sr.	13	15	.867
2012	Zach Hocker, Jr.	11	18	.611
2011	Zach Hocker, So.	21	27	.778
2010	Zach Hocker, Fr.	16	19	.842
2009	Alex Tejada, Jr.	16	22	.727
2008	Shay Haddock, So.	5	7	.714
2007	Alex Tejada, Fr.	17	23	.739
2006	Jeremy Davis, So.	6	13	.462
2005	Chris Balseiro, Sr.	13	18	.708
2004	Chris Balseiro, Jr.	4	7	.571
2003	Chris Balseiro, So.	11	15	.733
2002	David Carlton, So.	12	16	.750
2001	Brennan O'Donohoe, So.	12	17	.706
2000	Brennan O'Donohoe, Fr.	4	6	.667
1999	Tony Dodson, Jr.	12	18	.667
1998	Todd Latourette, Sr.	17	24	.708
1997	Todd Latourette, Jr.	7	12	.583
1996	Todd Latourette, So.	9	14	.643
1995	Todd Latourette, Fr.	14	21	.667
1994	Lance Ellison, Sr.	6	15	.400
1993	Lance Ellison, Jr.	4	10	.400
1992	Todd Wright, Sr.	17	25	.680
1991	Todd Wright, Jr.	12	17	.706
1990	Todd Wright, So.	11	14	.786
1989	Todd Wright, Fr.	20	23	.870
1988	Kendall Trainor, Sr.	24	27	.889
1987	Kendall Trainor, Jr.	13	20	.650
1986	Kendall Trainor, So.	10	13	.769
1985	Greg Horne, Sr.	5	13	.385
1984	Greg Horne, Jr.	10	18	.556
1983	Greg Horne, So.	14	22	.636
1982	Ernie Villarreal, Fr.	4	10	.400
1981	Bruce Lahay, Sr.	19	24	.792
1980	Ish Ordonez, Sr.	13	21	.619
1979	Ish Ordonez, Jr.	18	22	.818
1978	Ish Ordonez, So.	13	19	.684
1977	Steve Little, Sr.	19	30	.633
1976	Steve Little, Jr.	11	23	.478
1975	Steve Little, So.	11	20	.550
1974	Steve Little, Fr.	12	16	.750
1973	Mike Kirkland, So.	3	12	.250
1972	Mike Kirkland, Sr.	8	16	.500
1971	Bill McClard, Sr.	12	22	.545
1970	Bill McClard, Jr.	10	15	.667
1969	Bill McClard, So.	7	9	.778
1968	Bob White, Sr.	4	7	.571
1967	Bob White, Jr.	3	6	.500
1966	Bob White, So.	5	7	.714
1965	Ronnie South, Jr.	5	-	-
1964	Tom McNelly, Sr.	6	-	-
1963	Tom McNelly, Jr.	1	4	.250
1962	Tom McNelly, So.	3	-	-
1961	Mickey Cissel, Jr.	2	-	-
1960	Mickey Cissel, So.	2	-	-
1959	Freddy Akers, Sr.	2	-	-
1958	None	-	-	-
1957	None	-	-	-
1956	None	-	-	-
1955	George Walker, Jr.	1	-	-
1954	Preston Carpenter, Jr.	1	-	-
1953	None	-	-	-
1952	Carl Mazza	2	-	-
1951	Pat Summerall, Sr.	4	-	-
1950	Pat Summerall, Jr.	1	-	-



INDIVIDUAL YEARLY LEADERS

TACKLES

YEAR	POS	PLAYER	UA	AT	TOTAL
2016	LB	Brooks Ellis, Sr.	38	45	83
2015	LB	Brooks Ellis, Jr.	45	57	102
2014	LB	Martrell Spaight, Sr.	63	65	128
2013	S	Alan Turner, Jr.	37	60	97
2012	S	Ross Rasner, Sr.	49	43	92
2011	LB	Jerry Franklin, Sr.	46	55	101
2010	LB	Jerry Franklin, Jr.	48	52	100
2009	LB	Jerry Franklin, Sr.	51	43	94
2008	LB	Jerry Franklin, Jr.	54	33	87
2007	SS	Matt Hewitt, Sr.	63	55	118
2006	LB	Sam Olajubutu, Sr.	70	45	115
2005	LB	Sam Olajubutu, Jr.	69	49	118
2004	FS	Vickiel Vaughn, Jr.	47	19	66
2003	LB	Caleb Miller, Sr.	84	49	133
2002	FS	Ken Hamlin, Jr.	97	62	159
2001	LB	Jermaine Petty, Sr.	80	60	140
2000	FS	Ken Hamlin, Jr.	57	47	104
1999	FS	Kenoy Kennedy, Sr.	58	40	98
1998	FS	Kenoy Kennedy, Jr.	66	29	95
1997	NG	Melvin Bradley, Jr.	44	27	71
1996	NG	Melvin Bradley, Sr.	51	38	89
1995	LB	Mark Smith, Jr.	60	55	115
1994	LB	Mark Smith, Sr.	35	44	79
1993	LB	Darwin Ireland, Sr.	37	56	93
1992	LB	Kevin Kempf, Jr.	51	51	102
1991	LB	Mick Thomas, Sr.	55	42	97
1990	LB	Mick Thomas, Jr.	74	62	136
1989	LB	Mick Thomas, Sr.	57	40	97
1988	LB	LaSalle Harper, Sr.	61	58	119
1987	LB	Rickey Williams, Sr.	87	53	140
1986	LB	Rickey Williams, Jr.	67	43	110
1985	LB	Nick Miller, Sr.	59	53	112
1984	LB	David Bazzel, Jr.	62	51	113
	LB	Nick Miller, Jr.	55	58	113
1983	LB	Milton Fields, Sr.	57	56	113
1982	LB	Bert Zinamon, Jr.	47	63	110
1981	LB	Teddy Morris, Sr.	46	26	72
	E	Billy Ray Smith, Jr.	50	22	72
1980	T	Richard Richardson, Sr.	40	48	88
1979	LB	Mike Massey, Sr.	46	38	84
	LB	Teddy Morris, Sr.	59	25	84
1978	LB	Larry Jackson, Sr.	64	38	102
1977	LB	Larry Jackson, Jr.	86	37	123
1976	LB	Curtis Townsend, Sr.	67	52	110
1975	T	Mike Campbell, Sr.	85	35	120
1974	T	Jon Rhiddlehoover, Sr.	58	49	107
1973	T	Jon Rhiddlehoover, Jr.	81	48	129
1972		not available			
1971		not available			
1970		not available			
1969	LB	Cliff Powell, Jr.	70	64	134
1968	LB	Cliff Powell, Sr.	72	82	154
1967	LB	Lynn Garner, Sr.	27	83	110
1966	T	Lloyd Phillips, Sr.	58	39	97
1965	T	Lloyd Phillips, Jr.	42	58	100
1964	LB	Ronnie Caveness, Sr.	87	68	155
1963	LB	Ronnie Caveness, Jr.	34	120	154
1962	E	Jim Grizzle, Jr.	19	65	84
1961	LB	Danny Brabham, Jr.	25	45	80
1960	LB	Wayne Harris	62	112	174

TACKLES FOR LOSS

YEAR	POS	PLAYER	TFL	YARDS
2016	DL	Jeremiah Ledbetter, Sr.	7.5	52
2015	DE	Deatrich Wise Jr., Jr.	10.5	52
2014	DE	Trey Flowers, Sr.	15.5	95
2013	DE	Trey Flowers, Jr.	13.5	58
2012	DE	Chris Smith, Jr.	13.0	70
	DE	Trey Flowers, Sr.	13.0	76
2011	LB	Alonzo Highsmith, Jr.	12.5	51
2010	LB	Jerry Franklin, Jr.	13.0	60
2009	DE	Malcolm Sheppard, Sr.	11.0	39
2008	DE	Malcolm Sheppard, Jr.	14.5	56
2007	DT	Ernest Mitchell, Jr.	10.5	46
	DE	Malcolm Sheppard, Sr.	10.5	32
2006	DE	Jamaal Anderson, Jr.	20.5	113
2005	LB	Sam Olajubutu, Jr.	14.5	40
2004	DE	Jeb Hucekba, Jr.	13.0	51
2003	LB	Caleb Miller, Sr.	15.0	38
2002	DE	Gavin Walls, Sr.	11.0	50
2001	LB	Jermaine Petty, Sr.	13.0	30
2000	LB	Quinton Caver, Sr.	10.0	36
1999	DE	Randy Garner, Jr.	13.0	50
1998	DE	Carlos Hall, Fr.	11.0	61
	LB	C.J. McLain, Sr.	11.0	55
1997	E	Geno Bell, Sr.	10.0	28
	E	Ryan Hale, Jr.	10.0	42
1996	NG	Melvin Bradley, Sr.	14.0	60
1995	E	Steven Conley, Sr.	23.0	175
1994	E	Marcus Adair, Jr.	12.0	77
	E	Steven Conley, Jr.	12.0	76
1993	E	Henry Ford, Sr.	23.0	116
1992	LB	Ray Lee Johnson, Sr.	17.0	89
1991	T	Henry Ford, Sr.	14.0	62
1990	LB	Ray Lee Johnson, Sr.	5.0	20
	NG	Owen Kelly, Sr.	6.0	28
1989	NG	Chad Rolen, Jr.	10.0	63
1988	T	Wayne Martin, Sr.	18.0	110
1987	T	Wayne Martin, Jr.	9.0	32
1986	T	Wayne Martin, Sr.	10.0	47
1985	LB	Rickey Williams, Sr.	7.0	40
	LB	David Dudley, Jr.	7.0	36
	LB	Nick Miller, Sr.	7.0	15
1984	E	Ravin Caldwell, Jr.	10.0	57
	NG	Tony Chericco, Fr.	10.0	40
1983	T	Ron Faurot, Sr.	10.0	52
1982	E	Billy Ray Smith, Sr.	15.0	85
1981	E	Billy Ray Smith, Jr.	19.0	128
1980	E	Billy Ray Smith, Sr.	17.0	86
1979	T	Jim Elliott, Jr.	13.0	88
1978	T	Jimmy Walker, Sr.	19.0	125
1977	T	Jimmy Walker, Jr.	15.0	87
1976	E	Dennis Winston, Sr.	13.0	50
1975	E	Johnnie Meadors, Jr.	10.0	54
1974	E	Johnnie Meadors, Sr.	14.0	59

SACKS

YEAR	POS	PLAYER	SACKS	YARDS
2016	DL	Jeremiah Ledbetter, Sr.	5.5	44
2015	DE	Deatrich Wise Jr., Jr.	8.0	43
2014	DE	Trey Flowers, Sr.	6.0	71
2013	DE	Chris Smith, Sr.	8.5	71
2012	DE	Chris Smith, Jr.	9.5	65
2011	DE	Jake Bequette, Sr.	10.0	88
2010	DE	Jake Bequette, Jr.	7.0	36
2009	DE	Jake Bequette, Sr.	5.5	37
2008	DE	Malcolm Sheppard, Jr.	6.5	30
2007	LB	Freddie Fairchild, Sr.	4.5	31
2006	DE	Jamaal Anderson, Jr.	14.0	100
2005	DE	Desmond Sims, Jr.	5.5	33
2004	DE	Jeb Hucekba, Sr.	6.5	41
2003	DE	Justin Scott, Sr.	3.0	14
2002	DE	Gavin Walls, Sr.	6.0	34
2001	DT	Jermaine Brooks, Jr.	3.5	19
2000		Six players tied	2.0	-
1999	E	Randy Garner, Jr.	5.5	28
1998	LB	C.J. McLain, Sr.	7.0	48
1997	E	Ryan Hale, Jr.	5.0	26
1996	NG	Melvin Bradley, Sr.	7.0	47
1995	E	Steven Conley, Sr.	14.0	122
1994	E	Steven Conley, Jr.	7.0	63
1993	E	Henry Ford, Sr.	14.0	85
1992	DE	Ray Lee Johnson, Sr.	11.0	73
1991	E	Henry Ford, Sr.	8.0	50
1990	T	Scott Long, Sr.	4.0	16
1989	T	Scott Long, Fr.	7.0	41
1988	T	Wayne Martin, Sr.	13.0	-
1987	T	Wayne Martin, Jr.	6.5	-
1986	T	Wayne Martin, Sr.	6.0	-
1985	LB	Rickey Williams, Sr.	5.0	-
1984	E	Ravin Caldwell, Jr.	5.5	-
1983	T	Ron Faurot, Sr.	7.0	-
	E	Marcus Adair, Jr.	7.0	51

INTERCEPTIONS

YEAR	POS	PLAYER	INT	INT YDS	TDS
2016	S	Josh Liddell, Jr.	2	2	0
	CB	Ryan Pulley, Sr.	2	75	1
	CB	Henre' Toliver, Jr.	2	70	1
2015	CB	DJ Dean, Jr.	2	0	0
	S	Josh Liddell, Sr.	2	0	0
2014	LB	Brooks Ellis, Sr.	2	63	0
	CB	DJ Dean, Sr.	2	9	0
	CB	Henre' Toliver, Fr.	2	46	0
	CB	Tevin Mitchell, Sr.	2	-7	0
2013	S	Alan Turner, Jr.	2	24	0
2012	S	Ross Rasner, Sr.	3	34	0
2011	S	Tramain Thomas, Sr.	5	70	0
2010	S	Tramain Thomas, Jr.	4	24	0
2009	LB	Jerry Franklin, Jr.	3	61	0
	S	Tramain Thomas, Sr.	3	37	1
2008	CB	Ramon Broadway, Sr.	2	26	0
	LB	Jerry Franklin, Jr.	2	11	0
2007	CB	Jerrell Norton, Sr.	5	174	1
2006	CB	Chris Houston, Jr.	3	129	1
	FS	Michael Grant, Jr.	3	0	0
2005	CB	Vickiel Vaughn, Sr.	4	13	0
2004	FS	Vickiel Vaughn, Jr.	2	92	0
	SS	Lerinezo Robinson, Jr.	2	29	0
	CB	Michael Coe, Sr.	2	7	0
2003	CB	Ahmad Carroll, Jr.	3	0	0
2002	FS	Ken Hamlin, Jr.	4	33	0
	CB	Lawrence Richardson, Sr.	4	25	0
2001	FS	Ken Hamlin, Sr.	3	33	0
	CB	Lawrence Richardson, Fr.	3	45	1
2000		Four with two (one TD, Eddie Jackson)			
1999	FS	Kenoy Kennedy, Sr.	3	97	0
	CB	David Barrett, Sr.	3	45	1
1998	R	Zac Painter, Sr.	5	36	0
1997	B	Jeromy Flowers, Sr.	2	36	0
	CB	Ontraia Moss, Sr.	2	19	0
	CB	Marcus Campbell, Sr.	2	-12	0
1996	CB	Marcus Campbell, Jr.	5	52	0
1995	CB	Spencer Brown, Sr.	5	43	0
1994	LB	Mark Smith, Sr.	2	16	0
1993	CB	Orlando Watters, Sr.	6	185	2
1992	CB	Dean Peevy, Sr.	5	37	0
1991	CB	Michael James, Sr.	5	75	1
1990	CB	Michael James, Jr.	2	21	0
1989	CB	Anthony Cooney, Sr.	3	14	0
1988	R	Patrick Williams, Jr.	6	57	1
1987	S	Steve Atwater, Jr.	4	53	1
1986	CB	Charles Washington, Sr.	5	33	0
1985	LB	David Dudley, Jr.	3	79	1
	CB	Kevin Wyatt, Sr.	3	59	1
1984	CB	Kevin Wyatt, Jr.	5	22	0
1983	S	Greg Lasker, Sr.	3	72	0
	DB	Greg Gaston, Sr.	3	7	0
	DB	Charles Washington, Fr.	3	0	0
1982	DB	Keith Burns, Sr.	4	10	0
1981	DB	Danny Walters, Jr.	4	98	1
1980	FS	Kevin Evans, Sr.	2	21	0
1979	FS	Kevin Evans, Jr.	4	54	0
1978	E	William Hampton, Sr.	3	30	0
1977	LB	Mike Massey, Sr.	3	31	0
	FB	Vaughn Lusby, Jr.	3	0	0
		Six with two (no TDs)			
1975	CB	Tommy Harris, Sr.	3	28	0
1974	FS	Floyd Hogan, Sr.	2	92	0
1973	CB	Rollen Smith, Jr.	4	27	0
1972	SS	Mark Hollingsworth, Sr.	4	39	0
1971	CB	Louis Campbell, Jr.	7	86	1
1970	HB	David Hogue, Jr.	6	45	1
1969	MM	Bobby Field, Jr.	4	70	0
1968	HB	Jerry Moore, Sr.	5	104	1
	HB	Gary Adams, Sr.	5	6	0
1967	HB	Tommy Trantham, Sr.	6	104	0
1966	HB	Gary Adams, Sr.	7	93	0
1965	LB	Joe Black, Jr.	4	-	-
	HB	Tommy Trantham, Sr.	4	-	-
1964	HB	Bill Gray, Sr.	3	22	0
1963	HB	Ken Hatfield, Jr.	3	45	0
1962	HB	Ken Hatfield, Sr.	3	-	-
1961	HB	Billy Moore, Jr.	3	-	-
1960		George McKinney, Jr.	2	23	0
1959		not available			
1958	HB	Don Horton, Sr.	2	24	0
		Jim Moody, Jr.	2	8	0
		George Walker, Sr.	2	18	0
1956		Gerald Nesbitt, Jr.	4	95	0
1955		Don Christian, Jr.	4	83	0
1954		George Walker, Sr.	6	90	0
1953		Floyd Sagely, Sr.	3	51	0
1952		Johnny Cole, Sr.	3	33	0
		Edsel Nix, Jr.	3	13	0
1951		not available			
1950		not available			
1949		Jim Rinehart, Sr.	10	106	0
1948		Gordon Long	4	60	0

INDIVIDUAL YEARLY LEADERS



PASSES BROKEN UP

YEAR	POS	PLAYER	PBU
2016	CB	Ryan Pulley, So.	13
2015	CB	Jared Collins, Jr.	9
2014	CB	Jared Collins, So.	13
2013	S	Alan Turner, Jr.	5
	CB	Tevin Mitchel, Jr.	5
2012	S	Ross Rasner, Sr.	6
	CB	Kaelon Kelleybrew, Sr.	6
2011	S	Tramain Thomas, Sr.	6
2010	CB	Ramon Broadway, Sr.	6
2009	CB	Ramon Broadway, Jr.	4
	CB	Rudell Crim, Jr.	4
2008	CB	Ramon Broadway, So.	10
2007	FS	Michael Grant, Sr.	20
2006	CB	Chris Houston, Jr.	13
2005	CB	Michael Coe, Jr.	8
	CB	Chris Houston, So.	8
2004	LB	Sam Olajubutu, Jr.	4
2003	CB	Eddie Jackson, Sr.	10
2002	CB	Lawrence Richardson, So.	13
2001	CB	Lawrence Richardson, Fr.	20
2000	SS	D'Andre Berry, Jr.	12
1999	FS	Kenoy Kennedy, Sr.	10
1998	CB	David Barrett, Jr.	8
1997	CB	Marcus Campbell, Sr.	9
1996	CB	Marcus Campbell, Jr.	11
1995	CB	Spencer Brown, Sr.	7
1994	CB	Tracy Cantlope, Jr.	4
1993	CB	Orlando Watters, Sr.	8
1992	CB	Dean Peevy, So.	4
1991	CB	Orlando Watters, So.	6
1990	CB	Curtis Banks, Jr.	3
	CB	Pat Burris, Sr.	3
1989	S	Aaron Jackson, Jr.	10
1988	S	Steve Atwater, Sr.	9
1987	R	Odis Lloyd, Jr.	9
1986	S	Steve Atwater, So.	12
1985	S	Greg Lasker, Sr.	10
1984	S	Greg Lasker, Jr.	11
1983	CB	Greg Gaston, So.	6
	CB	Kevin Wyatt, So.	6
1982	CB	Danny Walters, Sr.	7
1981	SS	Keith Burns, Jr.	8
1980	CB	Trent Bryant, Sr.	6
1979	S	Kevin Evans, Jr.	8
1978	CB	Brad Shoup, Sr.	6
1977	SS	Howard Sampson, Sr.	7
1976		Bo Busby, Sr.	6
		Patrick Martin, Jr.	6
1975		Howard Sampson, Jr.	8
1974		Brad Thomas, Jr.	8
1973		not available	
1972		not available	
1971		not available	
1970		not available	
1969		not available	
1968	HB	Jerry Moore, So.	8
1967	HB	Tommy Trantham, Sr.	12
1966	HB	Gary Adams, So.	8
1965	MM	Mike Jordan, Jr.	9
1964	HB	Bill Gray, Sr.	9
1963	MM	Charles Daniel, Jr.	4
		Tommy Moore, Sr.	4
		Mike Parker, Sr.	4
1962	HB	Ken Hatfield, Jr.	5
		Mike Parker, Jr.	5
1961	C	Tommy Brasher, So.	5

FORCED FUMBLES

YEAR	POS	PLAYER	FF
2016	DE/LB	Randy Ramsey, So.	3
2015	DE	Deatrich Wise Jr., Jr.	3
2014	LB	Martrell Spaight, Sr.	2
	LB	Brooks Ellis, So.	2
2013	DE	Trey Flowers, Jr.	3
2012	S	Ross Rasner, Sr.	2
	CB	Tevin Mitchel, So.	2
2011	DE	Jake Bequette, Sr.	5
2010	S	Tramain Thomas, Jr.	4
2009	DE	Tenarius Wright, Fr.	3
2008	DE	Malcolm Sheppard, Jr.	2
2007	SS	Matt Hewitt, Sr.	4
2006		Three with two	2
2005	DE	Desmond Sims, Jr.	2
2004		Seven with one	1
2003	LB	Caleb Miller, Sr.	3
2002	FS	Ken Hamlin, Jr.	4
2001	FS	Ken Hamlin, So.	4
2000		Five with one	1
1999	B	Jeromy Flowers, Sr.	3
	FS	Kenoy Kennedy, Sr.	3
1998	R	Zac Painter, Sr.	3
1997	LB	C.J. McLain, Jr.	3
1996	LB	C.J. McLain, So.	2
1995	E	Geno Bell, Jr.	2
	LB	Mark Smith, Jr.	2
1994		Four with two	2
1993	E	Henry Ford, Sr.	3
1992	LB	Tyrone Chatman, Jr.	4
1991		Six players	1
1990	E	Ken Benson, Sr.	2
	FS	Ben Floor, Sr.	2
1989		Seven players with one	1
1988	T	Wayne Martin, Sr.	7
1987	T	Wayne Martin, Jr.	2
1986	T	Wayne Martin, So.	2
	T	David Schell, Jr.	2
	LB	Rickey Williams, Jr.	2
1985	T	Rodney Beachum, Sr.	4
1984	R	Nathan Jones, Sr.	4
	LB	Nick Miller, Sr.	4

FUMBLE RECOVERIES

YEAR	POS	PLAYER	FR
2016		Four Players	2
2015		Seven Players	1
2014	DT	Darius Pilon, So.	3
2013		Six Players	1
2012		Five Players	1
2011	LB	Jerry Franklin, Sr.	2
2010	S	Tramain Thomas, Jr.	2
	CB	Darius Winston, So.	2
	LB	Freddy Burton, Sr.	2
2009	CB	Ramon Broadway, Jr.	3
2008	LB	Jerry Franklin, Fr.	2
2007	SS	Matt Hewitt, Sr.	3
2006	CB	Jerell Norton, Fr.	2
2005	DT	Keith Jackson, Jr.	3
2004	LB	Pierre Brown, Jr.	2
	CB	Dallas Washington, Fr.	2
2003		Seven Players	2
2002		Four Players	2
2001	FS	Ken Hamlin, So.	3
2000	DE	Carlos Hall, Jr.	2
1999	CB	Orlando Green, So.	2
	FS	Kenoy Kennedy, Sr.	2
	T	Sacha Lancaster, So.	2
1998	E	D.J. Cooper, Jr.	2
	CB	Rossi Morreale, So.	2
	LB	Harry Wilson, Sr.	2
1997	NG	Melvin Bradley, Jr.	4
1996	E	D.J. Cooper, Fr.	2
	LB	C.J. McLain, So.	2
1995	E	Marcus Adair, Sr.	2
1994	LB	Don Bray, Jr.	2
	E	Steven Conley, Jr.	2
	FS	Del Delco, Jr.	2
1993	T	Henry Ford, Sr.	2
1992	LB	Darwin Ireland, Jr.	2
	NG	Owen Kelly, Sr.	2
	SS	Mike Nunnerley, Fr.	2
1991	CB	Michael James, Sr.	3
1990	LB	Darwin Ireland, Fr.	5
1989	R	Kirk Collins, So.	2
1988	T	Wayne Martin, Sr.	3
1987		Seven Players	1
1986	NG	Tony Cherico, Jr.	2
	LB	Kerry Owens, So.	2
1985	T	Rodney Beachum, Sr.	2
1984	DE	Ravin Caldwell, Jr.	4
1983	T	Ron Faurot, Sr.	3
1982	T	Earl Buckingham, Sr.	3
1981	LB	Steve Douglas, Jr.	3
1980	LB	Jeff Goff, Jr.	3
	LB	Ed Jackson, So.	3
	E	Billy Ray Smith, So.	3
1979	DB	Trent Bryant, Jr.	3
	E	Jeff Goff, So.	3
1978	T	Dan Hampton, Sr.	3
	LB	Mike Massey, Jr.	3
	T	Dale White, Sr.	3
1977	T	Jimmy Walker, Jr.	3
1976	T	Dale White, So.	4
	E	Dennis Winston, Sr.	4
1975	E	Johnnie Meadors, Jr.	6
1974	E	Ivan Jordan, Jr.	5
1973		not available	
1972		not available	
1971		not available	
1970		not available	
1969		not available	
1968	T	Gordon McNulty, Jr.	4
1967	HB	Gary Adams, Jr.	3
	MG	David Cooper, Sr.	3
	LB	Lynn Garner, So.	3
1966	T	Loyd Phillips, Sr.	3
1965	LB	Joe Black, Jr.	4
1964	MG	Jimmy Johnson, Sr.	3
1963	T	Jim Williams, So.	4
1962		Billy Moore, Sr.	4
1961	G	Ray Trail, Jr.	4



INDIVIDUAL YEARLY LEADERS

TOTAL OFFENSE

YEAR	PLAYER	RUSH ATT.	RUSH YDS	RUSH TD	PASS ATT	PASS COMP	PCT	PASS YDS	PASS TD	INT	TOTAL PLAYS	TOTAL YDS	TOTAL TD
2016	Austin Allen, Jr.	65	-126	2	401	245	.611	3430	25	15	466	3304	27
2015	Brandon Allen, Sr.	56	107	1	370	244	.659	3,440	30	8	426	3,547	31
2014	Brandon Allen, Jr.	42	0	2	339	190	.560	2,285	20	5	381	2,285	22
2013	Brandon Allen, So.	29	29	1	258	128	.496	1,552	13	10	287	1,581	14
2012	Tyler Wilson, Sr.	41	7	0	401	249	.621	3,387	21	13	442	3,394	21
2011	Tyler Wilson, Jr.	60	-3	4	438	277	.632	3,638	24	6	498	3,635	28
2010	Ryan Mallett, Jr.	44	-74	4	411	266	.647	3,869	32	12	455	3,795	36
2009	Ryan Mallett, So.	58	-29	2	403	225	.558	3,624	30	7	461	3,595	32
2008	Casey Dick, Sr.	72	-51	3	357	205	.574	2,586	13	14	429	2,535	16
2007	Darren McFadden, Jr.	325	1,830	16	11	6	.545	123	4	0	336	1,953	20
2006	Darren McFadden, So.	284	1,647	14	9	7	.778	69	3	1	293	1,716	17
2005	Darren McFadden, Fr.	176	1,113	11	0	0	.000	0	0	0	176	1,113	11
2004	Matt Jones, Sr.	83	622	6	264	151	.572	2,073	15	12	347	2,695	21
2003	Matt Jones, Jr.	96	707	8	230	132	.574	1,917	18	7	326	2,624	26
2002	Matt Jones, So.	129	614	5	234	122	.521	1,592	16	8	363	2,206	21
2001	Zak Clark, So.	22	-42	0	179	88	.492	1,000	6	4	201	958	6
2000	Robby Hampton, So.	29	-19	1	261	145	.556	1,548	13	8	290	1,529	14
1999	Clint Stoerner, Sr.	27	-60	2	317	177	.558	2,293	19	10	344	2,233	21
1998	Clint Stoerner, Jr.	51	-57	1	312	167	.535	2,629	26	8	363	2,572	27
1997	Clint Stoerner, So.	81	-267	2	357	173	.485	2,347	12	13	438	2,080	14
1996	Pete Burks, So.	92	74	2	224	115	.513	1,464	6	9	316	1,464	8
1995	Barry Lunney Jr., Sr.	112	65	3	292	180	.616	2,206	12	10	404	2,246	15
1994	Barry Lunney Jr., Jr.	91	40	2	183	101	.552	1,345	11	6	274	1,385	13
1993	Barry Lunney Jr., So.	74	140	2	202	104	.515	1,241	6	7	276	1,381	8
1992	Barry Lunney Jr., Fr.	40	-140	0	189	91	.481	1,015	4	5	229	875	4
1991	Jason Allen, Fr.	47	98	0	102	48	.471	603	6	6	149	701	6
1990	Quinn Grovey, Sr.	104	326	5	235	120	.511	1,886	18	10	339	2,212	23
1989	Quinn Grovey, Jr.	120	565	8	131	72	.550	1,149	5	9	251	1,714	13
1988	Quinn Grovey, So.	110	515	7	98	62	.633	966	4	3	208	1,481	11
1987	James Rouse, Jr.	182	1,004	17	0	0	.000	0	0	0	182	1,004	17
1986	Greg Thomas, Jr.	141	461	8	109	67	.615	1,032	6	1	250	1,493	14
1985	Greg Thomas, So.	118	365	1	72	33	.458	554	4	2	190	919	5
1984	Brad Taylor, Sr.	109	135	5	147	82	.558	1,166	7	11	256	1,301	12
1983	Brad Taylor, Jr.	91	-31	3	257	139	.541	1,837	9	8	348	1,806	12
1982	Brad Taylor, So.	74	108	3	141	59	.418	1,073	6	9	215	1,181	9
1981	Tom Jones, Jr.	68	219	3	109	60	.551	684	7	7	177	903	10
1980	Tom Jones, So.	95	178	3	166	93	.560	1,161	6	8	261	1,339	9
1979	Kevin Scanlon, Sr.	120	248	7	139	92	.662	1,212	9	6	259	1,460	16
1978	Ron Calcagni, Sr.	153	448	11	103	62	.602	807	4	5	256	1,255	15
1977	Ron Calcagni, Jr.	125	546	4	137	73	.533	1,147	10	7	262	1,693	14
1976	Ben Cowins, So.	183	1,162	7	0	0	.000	0	0	0	183	1,162	7
1975	Ike Forte, Sr.	174	983	10	0	0	.000	0	0	0	174	983	10
1974	Ike Forte, Jr.	187	974	9	0	0	.000	0	0	0	187	974	9
1973	Dickey Morton, Sr.	226	1,298	5	0	0	.000	0	0	0	226	1,298	5
1972	Joe Ferguson, Sr.	73	68	2	254	119	.469	1,484	9	15	327	1,552	11
1971	Joe Ferguson, Jr.	63	39	6	271	160	.590	2,203	11	12	334	2,242	17
1970	Bill Montgomery, Sr.	86	157	6	195	110	.570	1,662	10	9	281	1,819	16
1969	Bill Montgomery, Jr.	92	66	3	173	93	.538	1,333	9	7	265	1,399	12
1968	Bill Montgomery, So.	116	239	4	234	134	.572	1,595	10	8	350	1,834	14
1967	Ronnie South, Sr.	55	-38	0	142	84	.592	1,159	11	8	197	1,121	11
1966	Jon Brittenum, Sr.	81	168	1	143	76	.531	1,103	7	7	224	1,271	8
1965	Jon Brittenum, Jr.	81	224	6	149	75	.503	1,103	8	7	230	1,327	14
1964	Fred Marshall, Sr.	104	438	3	94	50	.532	656	4	8	198	1,094	7
1963	Bill Gray, Jr.	51	36	5	79	34	.430	483	4	5	130	519	9
1962	Billy Moore, Sr.	131	585	14	91	51	.560	673	5	2	222	1,258	19
1961	George McKinney, Sr.	68	244	4	68	32	.471	426	6	5	136	670	10
1960	George McKinney, Jr.	84	193	1	90	39	.433	728	9	6	174	921	10
1959	Jim Mooty, Sr.	93	519	5	0	0	.000	0	0	0	93	519	5
1958	James Monroe, Jr.	67	174	3	96	41	.427	512	3	8	163	686	6
1957	George Walker, Sr.	34	84	3	63	35	.556	587	4	4	97	671	7
1956	Don Christian, Jr.	96	412	5	53	18	.340	260	2	0	149	672	7
1955	Henry Moore, Sr.	134	701	3	0	0	.000	0	0	0	134	701	3
1954	George Walker, So	79	301	7	85	45	.529	603	4	9	164	904	11
1953	Lamar McHan, Sr.	143	409	4	150	78	.520	1,107	8	11	293	1,516	12
1952	Lamar McHan, Jr.	62	162	4	136	55	.404	743	5	17	198	905	9
1951	Lamar McHan, So.	127	433	4	135	53	.393	724	6	14	262	1,157	10
1950	Jim Rinehart, Jr.	72	142	2	139	59	.424	756	3	15	211	898	5
1949	Geno Mazzanti, Sr.	123	757	3	0	0	.000	0	0	0	123	757	3
1948	Clyde Scott	95	670	6	20	9	.450	198	2	2	115	868	8
1947	Clyde Scott	152	659	6	41	14	.341	258	2	1	193	917	8
1946	Ken Holland	112	397	2	44	-	-	242	2	ñ	156	639	4
1938	Kay Eakin	119	482	4	193	78	.404	962	5	18	312	1,344	9
1937	Jack Robbins	57	195	4	130	49	.377	780	8	18	187	910	12
1936	Jack Robbins	73	315	2	104	54	.519	554	4	7	177	869	6
1935	Jack Robbins	61	345	4	152	95	.625	1,219	7	7	213	1,564	1

TEAM RUSHING RECORDS

RUSHING ATTEMPTS

GAME			
1.	85	TCU (475 yards)	1980
2.	81	at Rice (421 yards)	1981
3.	80	at Ole Miss (370 yards)	2001
	80	Utah State (385 yards)	1975
5.	78	Tulsa (344 yards)	1987
6.	77	Colorado State (410 yards)	1974
	77	Oklahoma State (349 yards)	1969
8.	75	at Houston (296 yards)	1988
	75	TCU (316 yards)	1986
	75	Texas A&M (266 yards)	1984
	75	Texas Tech (527 yards)	1978
	75	Tulsa (365 yards)	1974

SEASON

1.	753	3,196 yards in 11 games	1987
2.	685	2,922 yards in 11 games	1985
3.	680	3,456 yards in 11 games	1989
4.	677	3,119 yards in 11 games	1978
5.	674	2,898 yards in 11 games	1974
6.	668	2,721 yards in 11 games	1986
7.	659	3,523 yards in 11 games	1975
8.	644	2,348 yards in 11 games	1982
9.	643	3,065 yards in 14 games	2002
10.	640	2,420 yards in 11 games	1984

RUSHING YARDS

GAME			
1.	594	Pittsburg (Kan.) State (54 rushes)	1936
2.	541	Florida International (58 rushes)	2007
3.	527	TCU (75 rushes)	1978
4.	512	SMU (73 rushes)	1977
5.	503	Northwestern (La.) State (47 rushes)	1947
6.	502	New Mexico (71 rushes)	1987
7.	501	Air Force (62 rushes)	1975
8.	495	Nicholls (40 rushes)	2014
9.	493	Missouri State (51 rushes)	2005
10.	475	TCU (85 rushes)	1980

SEASON

1.	3,725	625 rushes in 13 games	2007
2.	3,523	659 rushes in 11 games	1975
3.	3,456	680 rushes in 11 games	1989
4.	3,199	539 rushes in 14 games	2006
5.	3,196	753 rushes in 12 games	1987
6.	3,145	626 rushes in 13 games	2003
7.	3,119	677 rushes in 11 games	1978
8.	3,065	643 rushes in 14 games	2002
9.	3,011	604 rushes in 11 games	1977
10.	2,922	685 rushes in 11 games	1985

RUSHING YARDS PER GAME

SEASON			
1.	320.3	3,523 yards in 11 games	1975
2.	314.2	3,456 yards in 11 games	1989
3.	286.5	3,725 yards in 13 games	2007
4.	283.5	3,119 yards in 11 games	1978
5.	273.7	3,011 yards in 11 games	1977
6.	266.3	3,196 yards in 12 games	1987
7.	265.6	2,922 yards in 11 games	1985
8.	263.4	2,898 yards in 11 games	1974



FELIX JONES (pictured) teamed with Darren McFadden and Peyton Hillis in 2007 to create the most prolific rushing attack in Razorback history. The trio helped Arkansas rush for 3,725 yards on just 625 carries (5.96 avg.), setting school records for total rushing yards and yards per rush.

9.	247.4	2,721 yards in 11 games	1986
10.	246.7	2,714 yards in 11 games	1988

YARDS PER RUSH

GAME			
1.	12.38	Nicholls (40 for 495 yards)	2014
2.	11.00	Pittsburg (Kan.) State (54 for 594 yards)	1936
3.	10.70	Northwestern (La.) State (47 for 503 yards)	1947
4.	9.73	Eastern Michigan (30 for 292 yards)	2009
5.	9.50	Missouri State (51 for 483 yards)	2005
6.	9.47	at Auburn (45 for 426 yards)	2002
7.	9.33	South Carolina (58 for 541 yards)	2007
8.	9.29	Alcorn State (38 for 353 yards)	2016
	9.29	Southeast Missouri (41 for 381 yards)	2006
10.	8.70	at Mississippi State (41 for 357)	2016

SEASON

1.	5.96	625 for 3,725 yards	2007
2.	5.94	539 for 3,199 yards	2006
3.	5.35	659 for 3,523 yards	1975
4.	5.28	474 for 2,504 yards	2013
5.	5.08	557 for 2,834 yards	2014

6.	5.08	680 for 3,456 yards	1989
7.	5.02	626 for 3,145 yards	2003
8.	5.01	512 for 2,565 yards	2015
9.	4.99	604 for 3,011 yards	1977
10.	4.96	481 for 2,386 yards	2005

RUSHING TOUCHDOWNS

SEASON			
1.	35		1970
2.	34		2003
	34		1989
	34		1978
	34		1965
6.	33		2007
	33		1975
	33		1969
9.	32		1971
10.	31		2015
	31		2014
	31		1988
	31		1987
	31		1974



TEAM PASSING RECORDS

PASS ATTEMPTS

GAME		
1.	59	at Texas A&M (29 completions) 2012
2.	53	Toledo (32 completions) 2015
	53	LSU (31 completions) 2012
	53	Alabama (24 completions) 1999
5.	51	Texas A&M (30 completions) 2011
	51	Texas A&M (31 completions) 1971
7.	49	at Auburn (35 completions) 2010
	49	at Kentucky (25 completions) 1999
9.	48	Alabama (25 completions) 2016
	48	Vanderbilt (28 completions) 2010

SEASON

1.	471	299 completions	2011
2.	465	301 completions	2010
3.	459	272 completions	2012
4.	443	253 completions	2008
5.	439	247 completions	2009
6.	406	247 completions	2016
	374	226 completions	2015
8.	371	204 completions	1999
9.	370	177 completions	1997
10.	359	199 completions	2014

PASS COMPLETIONS

GAME		
1.	35	at Auburn (49 attempts) 2010
2.	33	Mississippi State (45 attempts) 2011
3.	32	Toledo (53 attempts) 2015
4.	31	LSU (53 attempts) 2012
	31	Texas A&M (51 attempts) 1971
6.	30	Mississippi State (43 attempts) 2015
	30	Texas A&M (51 attempts) 2011
	30	Missouri State (41 attempts) 2009
9.	29	at Texas A&M (59 attempts) 2012
10.	28	vs. Texas A&M (42 attempts) 2016
	28	Georgia (45 attempts) 2014
	28	Missouri State (35 attempts) 2011
	28	Vanderbilt (48 attempts) 2010
	28	Louisiana Monroe (43 attempts) 2010

SEASON

1.	301	465 attempts	2010
2.	299	471 attempts	2011
3.	272	459 attempts	2012
4.	253	443 attempts	2008
5.	247	406 attempts	2016
	247	439 attempts	2009
7.	246	374 attempts	2015
8.	204	371 attempts	1999
9.	199	359 attempts	2014
10.	183	300 attempts	1995

COMPLETION PERCENTAGE

SEASON			
1.	.658	246 of 374	2015
2.	.647	301 of 465	2010
3.	.639	122 of 191	1979
4.	.635	299 of 471	2001
5.	.610	183 of 300	1995
6.	.608	247 of 406	2016
7.	.600	78 of 130	1986
8.	.593	272 of 459	2012
9.	.580	170 of 293	1971
10.	.574	116 of 202	1967

PASSING YARDS

GAME			
1.	510	Texas A&M (30-51, 3 TD, 0 INT)	2011
2.	447	Missouri State (30-41, 3 TD, 1 INT)	2009
3.	442	at Ole Miss (33-45, 6 TD, 0 INT)	2015
4.	428	at Auburn (35-49, 5 TD, 2 INT)	2010
5.	419	Rutgers (20-39, 3 TD, 2 INT)	2012
6.	417	Vanderbilt (28-48, 3 TD, 0 INT)	2010
7.	412	Toledo (32-53, 0 TD, 1 INT)	2015
8.	408	Georgia (21-39, 5 TD, 0 INT)	2009
9.	406	Mississippi State (30-43, 7 TD, 0 INT)	2015
10.	405	Troy (23-30, 5 TD, 1 INT)	2009

SEASON

1.	4,338	301 of 465	2010
2.	3,909	299 of 471	2011
3.	3,842	247 of 439	2009
4.	3,618	272 of 459	2012
5.	3,486	246 of 374	2015
6.	3,434	247 of 406	2016
7.	3,115	253 of 443	2008
8.	2,668	170 of 321	1998
9.	2,576	204 of 371	1999
10.	2,462	167 of 304	2003

PASSING YARDS PER GAME

SEASON			
1.	333.7	4,338 in 13 games	2010
2.	301.5	3,618 in 12 games	2012
3.	300.7	3,909 in 13 games	2011
4.	278.8	3,624 in 13 games	2009
5.	268.2	3,486 in 13 games	2015
6.	264.2	3,434 in 13 games	2016
7.	259.6	3,115 in 12 games	2008
8.	242.5	2,668 in 11 games	1998
9.	234.2	2,576 in 11 games	1999
10.	225.5	2,448 in 11 games	1970



Behind quarterback **RYAN MALLET** in 2010, Arkansas led the SEC and ranked in the top six nationally in total passing yards (4,338), passing yards per game (333.7) and touchdown passes (36), all of which are program records.

PASSING YARDS PER ATTEMPT

SEASON			
1.	9.45	112 for 1,058	1957
2.	9.43	130 for 1,226	1986
3.	9.33	465 for 4,338	2010
4.	9.32	374 for 3,486	2015
	9.32	120 for 1,118	1985
6.	8.99	403 for 3,624	2009
7.	8.96	164 for 1,470	1989
8.	8.70	180 for 1,566	1988
9.	8.62	284 for 2,448	1970
10.	8.46	406 for 3,434	2016

TOUCHDOWN PASSES

GAME			
1.	7	Mississippi State	2015
2.	6	at Ole Miss	2015
	6	Pittsburg (Kan.) State	1936
4.	5	Kentucky	2012
	5	UTEP	2010
	5	at Auburn	2010
	5	Mississippi State	2009
	5	Troy	2009
	5	Georgia	2009
	5	Mississippi State	2007
	5	Vanderbilt	1994

SEASON

1.	36	2010
2.	32	2009
3.	31	2015
4.	26	2016
	26	2011
	26	1998
7.	24	2007
8.	23	2012
	23	2006
10.	21	2014
	21	1999

TEAM OFFENSE RECORDS

TOTAL PLAYS

GAME			
1.	110	Wichita State (63 rushes, 47 passes, 545 yards, 4 TD)	1969
2.	107	Okla. State (77 rushes, 30 passes, 500 yds, 6 TD)	1969
	107	at Rice (81 rushes, 26 passes, 620 yds, 5 TD)	1981
4.	106	at Ole Miss (80 rushes, 26 passes, 531 yards, 8 TD)	2001
5.	99	at Kentucky (71 rushes, 28 passes, 9 TD)	2003
6.	98	at Texas A&M (39 rushes, 59 passes, 515 yards, 1 TD)	2012
7.	97	at Houston (56 rushes, 41 passes, TD)	1990
	97	TCU (85 rushes, 12 passes, 610 yds, 6 TD)	1980
9.	95	Texas Tech (60 rushes, 35 passes, TD)	1990
	95	TCU (75 rushes, 20 passes, 4 TD)	1986

SEASON

1.	942	643 rushes, 299 passes, 40 TD	2002
2.	938	625 rushes, 313 passes, 57 TD	2007
3.	930	626 rushes, 304 passes, 54 TD	2003
4.	923	517 rushes, 406 passes, 47 TD	2016
5.	916	557 rushes, 359 passes, 52 TD	2014
6.	893	644 rushes, 249 passes, 33 TD	1982
7.	886	512 rushes, 374 passes, 62 TD	2015
	886	421 rushes, 465 passes, 58 TD	2010
9.	883	412 rushes, 471 passes, 51 TD	2011
10.	879	753 rushes, 126 passes, 34 TD	1987

TOTAL YARDS

GAME			
1.	859	Pittsburg (Kan.) State (594 rush, 265 pass, 86 plays, 8 TD)	1936
2.	713	North Texas (446 rush, 267 pass, 80 plays, 8 TD)	2007
3.	684	Nicholls (495 rush, 189 pass, 54 plays, 10 TD)	2014
4.	661	at Mississippi State (357 rush, 304 pass, 67 plays, 8 TD)	2016
5.	658	at TCU (296 rush, 362 pass, 83 plays, 7 TD)	1970
6.	650	South Carolina (541 rush, 109 pass, 69 plays, 7 TD)	2007
7.	647	Houston (391 rush, 256 pass, TD)	1989
8.	632	New Mexico (259 rush, 373 pass, 81 plays, 6 TD)	2011
9.	620	UTEP (366 rush, 254 pass, TD)	1989
	620	at Rice (421 rush, 199 pass, 107 plays, 5 TD)	1981

SEASON

1.	6,273	1,935 rushing, 4,338 passing, 58 TD	2010
2.	6,051	2,565 rushing, 3,486 passing, 62 TD	2015
3.	5,850	3,725 rushing, 2,125 passing, 57 TD	2007
4.	5,695	1,786 rushing, 3,909 passing, 51 TD	2011
5.	5,607	3,145 rushing, 2,462 passing, 54 TD	2003
6.	5,569	2,135 rushing, 3,434 passing, 47 TD	2016
7.	5,555	1,713 rushing, 3,842 passing, 55 TD	2009
8.	5,292	3,199 rushing, 2,093 passing, 49 TD	2006
9.	5,278	2,834 rushing, 2,444 passing, 52 TD	2014
10.	5,042	1,424 rushing, 3,618 passing, 35 TD	2012

TOTAL YARDS PER GAME

SEASON			
1.	482.5	6,273 in 13 games	2010
2.	465.5	6,051 in 13 games	2015
3.	450.0	5,850 in 13 games	2007
4.	447.8	4,926 in 11 games	1989
5.	445.3	4,898 in 11 games	1971
6.	438.1	5,695 in 13 games	2011
7.	431.3	5,607 in 13 games	2003
8.	428.4	5,564 in 13 games	2016
9.	427.3	5,555 in 13 games	2009
10.	420.2	5,042 in 12 games	2012

TOTAL YARDS PER PLAY

GAME			
1.	12.67	Nicholls (54 for 684 yards)	2014
2.	10.76	Northwestern (La.) State (49 for 527 yards)	1947
3.	10.33	Eastern Michigan (57 for 589 yards)	2009
4.	9.99	Alcorn State (56 for 559 yards)	2016
	9.99	Pittsburg (Kan.) State (86 for 859 yards)	1936
6.	9.42	South Carolina (69 for 650 yards)	2007
7.	9.87	at Mississippi State (67 for 661 yards)	2016
8.	9.10	Troy (61 for 592 yards)	2009
9.	9.07	UTEP (54 for 490 yards)	2015
10.	8.95	Tennessee Tech (58 for 519 yards)	2010

SEASON

1.	7.08	886 for 6,273 yards	2010
2.	6.83	886 for 6,051 yards	2015
3.	6.66	834 for 5,555 yards	2009
4.	6.45	883 for 5,695 yards	2011
5.	6.29	841 for 5,292 yards	2006
6.	6.24	938 for 5,850 yards	2007
7.	6.10	826 for 5,042 yards	2012
8.	6.03	930 for 5,607 yards	2003
9.	6.00	923 for 5,569 yards	2016
10.	5.84	844 for 4,926 yards	1989

RUSHING FIRST DOWNS

GAME			
1.	29	TCU	1980
2.	24	at Texas Tech	2014
	24	Oklahoma State	1969
4.	23	North Texas State	1971
5.	22	South Carolina	2007
	22	at Ole Miss	2001
7.	21	Northwestern (La.) State	1961
	21	at SMU	1959
9.	20	Missouri State	2005
	20	Rice	1956

SEASON

1.	183		1989
	183		1987
3.	172		1978
4.	165		2007
5.	157		1986
	157		1985
7.	156		1975
8.	153		1974
9.	152		1971
10.	150		2002

PASSING FIRST DOWNS

GAME			
1.	24	at Ole Miss	2015
2.	21	Mississippi State	2015
3.	20	Toledo	2015
4.	19	Mississippi State	2011
	19	Texas A&M	2011
	19	at Auburn	2010
	19	Louisiana Monroe	2010
	19	Troy	2009
	19	Missouri State	2009
10.	18	New Mexico	2011



Over the last two years under offensive coordinator **DAN ENOS**, Arkansas is one of two FBS programs to have a 3,000-yard passer and 1,300-yard rusher in 2015 and 2016.

SEASON

1.	173		2010
2.	167		2015
3.	166		2011
4.	150		2016
5.	147		2009
6.	142		2012
7.	134		2008
8.	120		2014
9.	117		2003
10.	111		1999

TOTAL FIRST DOWNS

GAME			
1.	37	at TCU	1980
2.	35	at Ole Miss	2015
3.	34	New Mexico	2011
	34	South Florida	2002
	34	Navy	1982
	34	at Rice	1981
	34	Oklahoma State	1969
8.	32	at Texas Tech	2014
	32	Ole Miss	2001
	32	Wichita State	1969

SEASON

1.	305	129 rush, 167 pass, 9 penalty	2015
2.	291	105 rush, 173 pass, 13 penalty	2010
3.	288	116 rush, 150 pass, 22 penalty	2016
	288	146 rush, 120 pass, 22 penalty	2014
5.	279	93 rush, 166 pass, 20 penalty	2011
6.	273	165 rush, 97 pass, 11 penalty	2007
	273	142 rush, 117 pass, 14 penalty	2003
8.	269	152 rush, 103 pass, 14 penalty	1971
9.	261	183 rush, 69 pass, 9 penalty	1989
10.	255	150 rush, 87 pass, 18 penalty	2002



TEAM PUNTING/RETURN/SCORING RECORDS

TOTAL PUNTS

GAME		
1.	13	Oklahoma State 1946
2.	12	TCU (442 for 36.8 average) 1959
3.	11	at SMU (506 for 46.0 average) 1965
4.	10	at Auburn (415 for 41.5 average) 2016
	10	at Alabama (402 for 40.2 average) 2015
	10	at Alabama (358 for 35.8 average) 2009
	10	UNLV (434 for 43.4 average) 2001
	10	at Texas A&M (379 for 37.9 average) 1987
	10	Texas Tech (495 for 49.5 average) 1986
	10	at Rice (349 for 34.9 average) 1963
	10	Tulsa (301 for 30.1 average) 1961
	10	Texas (350 for 35.0 average) 1959
	10	at Baylor (330 for 33.0 average) 1955

SEASON

1.	76	40.5 average	1992
2.	74	36.9 average	2002
3.	73	37.5 average	1955
4.	70	36.7 average	1957
5.	69	40.3 average	1996
6.	68	42.2 average	1991
	68	36.8 average	1958
	68	37.9 average	1949
9.	67	42.5 average	2001
	67	41.7 average	2000
	67	38.1 average	1950

PUNTING YARDS

GAME		
1.	506	SMU (11 punts) 1965
2.	495	Texas Tech (10 punts) 1986
3.	442	TCU (12 punts) 1959
4.	434	UNLV (10 punts) 2001
5.	419	Texas A&M (8 punts) 1976
6.	415	at Auburn (10 punts) 2016
7.	402	at Alabama (10 punts) 2015
8.	401	Houston (8 punts) 1983
9.	389	Alabama (8 punts) 2002
10.	387	at Baylor (9 punts) 1986

SEASON

1.	3,075	76 for 40.5 average	1992
2.	2,867	68 for 42.2 average	1991
3.	2,848	67 for 42.5 average	2001
4.	2,801	65 for 43.1 average	1976
5.	2,793	67 for 41.7 average	2000
6.	2,791	64 for 43.6 average	1983
7.	2,777	69 for 40.3 average	1996
8.	2,737	73 for 37.5 average	1955
9.	2,729	74 for 36.9 average	2002
10.	2,626	59 for 44.5 average	1949

PUNTING AVERAGE

GAME		
1.	61.0	at Texas (3 punts) 1980
2.	59.0	at Baylor (2 punts) 1988
3.	58.3	Tulsa (3 punts) 2012
4.	54.0	Texas A&M (1 punt) 1959
5.	53.5	vs. South Carolina (4 punts) 2013
6.	52.8	Alabama (4 punts) 2016
7.	52.5	at TCU (2 punts) 1985
8.	52.4	Texas A&M (8 punts) 1976
9.	52.3	at Rice (3 punts) 1977
10.	52.0	Texas A&M (1 punt) 1959

SEASON

1.	46.2	54 for 2,493 yards	1986
2.	45.3	53 for 2,400 yards	2001
3.	44.9	51 for 2,234 yards	1984
4.	44.7	54 for 2,416 yards	2012
5.	44.5	59 for 2,626 yards	2016
6.	44.3	48 for 2,127 yards	1977
7.	43.6	64 for 2,791 yards	1983
8.	43.3	54 for 2,340 yards	1980
9.	43.1	65 for 2,801 yards	1976
10.	43.0	37 for 1,590 yards	1975

TOTAL PUNT RETURNS

GAME		
1.	9	North Texas (165 yards) 1971
	9	Rice (89 yards) 1964
3.	8	Missouri State (188 yards) 2011
	8	at Ole Miss (53 yards) 1985
	8	at Texas Tech (130 yards) 1979
	8	TCU (107 yards) 1967
	8	Tulsa (137 yards) 1961
8.	7	Baylor (110 yards) 1970
	7	Wichita State (159 yards) 1969
	7	TCU (59 yards) 1968
	7	Oklahoma State (33 yards) 1967
	7	Tulsa (95 yards) 1957

SEASON

1.	45	700 yards	1950
2.	44	544 yards	1985
3.	43	319 yards	1982
	43	423 yards	1957
5.	41	300 yards	1992
6.	40	305 yards	1977
7.	37	439 yards	2002
	37	433 yards	1967
9.	36	247 yards	1994
	36	291 yards	1979

PUNT RETURN YARDAGE

GAME		
1.	188	Missouri State (8 returns) 2011
2.	165	North Texas (9 returns) 1971
3.	159	Wichita State (7 returns) 1969
4.	144	Ole Miss (4 returns) 1961
5.	137	Tulsa (8 returns) 2010
6.	127	at Kentucky (5 returns) 2003
7.	110	Baylor (7 returns) 1970
8.	107	TCU (8 returns) 1967
9.	95	Tulsa (7 returns) 1957

SEASON

1.	700	45 returns	1950
2.	544	44 returns	1985
3.	536	27 returns	1948
4.	534	32 returns	1964
5.	463	33 returns	1962
6.	441	34 returns	2003
7.	439	37 returns	2002
8.	433	37 returns	1967
9.	423	43 returns	1957
10.	421	26 returns	1963

PUNT RETURN AVERAGE

SEASON			
1.	19.85	27 for 536 yards	1948
2.	16.69	32 for 534 yards	1964
3.	16.19	26 for 421 yards	1963
4.	15.96	25 for 399 yards	1955
5.	15.56	45 for 700 yards	1950
6.	15.55	20 for 311 yards	2010
7.	15.00	27 for 405 yards	1966
8.	14.75	28 for 413 yards	1960
9.	14.03	33 for 463 yards	1962
10.	13.67	12 for 164 yards	1954

TOTAL KICKOFF RETURNS

GAME		
1.	10	at Auburn (179 yards) 2010
2.	8	Alabama (184 yards) 2008
	8	at LSU (103 yards) 2003
	8	Minnesota (128 yards) 2002
	8	at Tennessee (161 yards) 2000
	8	at Tulsa (222 yards) 1952
7.	7	at Alabama (129 yards) 2013
	7	at Mississippi State (108 yards) 2012
	7	LSU (109 yards) 2008
	7	Missouri (168 yards) 2007
	7	at Tennessee (117 yards) 2007
	7	at Georgia (125 yards) 2001
	7	Boise State (135 yards) 2000

SEASON

1.	54	1,047 yards	2010
	54	1,283 yards	2009
3.	53	1,004 yards	1990
4.	52	1,104 yards	2008
5.	51	1,125 yards	2007
6.	44	872 yards	1952
7.	42	974 yards	2011
	42	872 yards	2002
9.	41	867 yards	2001
	41	688 yards	1987

KICKOFF RETURN YARDAGE

GAME		
1.	222	at Tulsa (8 returns) 1952
2.	200	Hardin-Simmons (2 returns) 1958
3.	197	Alabama (6 returns) 2002
4.	194	Stanford (6 returns) 1970
5.	184	Alabama (8 returns) 2008
	184	Southern California (6 returns) 2005
7.	179	at Auburn (10 returns) 2010
8.	178	South Carolina (4 returns) 2011
9.	168	Missouri (7 returns) 2007
10.	163	Troy (4 returns) 2007

SEASON

1.	1,283	54 returns	2009
2.	1,125	51 returns	2007
3.	1,104	52 returns	2008
4.	1,047	54 returns	2010
5.	1,004	53 returns	1990
6.	974	42 returns	2011
7.	965	33 returns	2005
8.	921	37 returns	2006
9.	872	42 returns	2002
	872	44 returns	1952

KICKOFF RETURN AVERAGE

SEASON			
1.	29.20	33 for 965 yards	2005
2.	25.48	29 for 739 yards	1992
3.	25.70	24 for 617 yards	2014
4.	24.89	37 for 921 yards	2006
5.	24.74	19 for 470 yards	1962
6.	23.75	54 for 1283 yards	2009
7.	23.19	42 for 974 yards	2011
8.	23.00	26 for 598 yards	1986
9.	22.29	24 for 535 yards	1980
10.	22.26	23 for 512 yards	1971

TOTAL POINTS

GAME		
1.	100	Southwest Missouri State (100-0) 1911
2.	82	Oklahoma Mines (82-0) 1916
3.	73	Nicholls (73-7) 2014
	73	Texas Southwestern (73-0) 1928
5.	72	Ouachita College (72-0) 1908
6.	71	at Kentucky (71-63 70T) 2003
7.	66	North Texas (66-7) 2007
8.	65	Drury College (65-6) 1911
9.	64	Northwestern (La.) State (64-0) 1947
10.	63	UT Martin (63-28) 2015
	63	Eastern Michigan (63-27) 2009
	63	Southeast Missouri State (63-7) 2006
	63	New Mexico State (63-13) 2004
	63	Pacific (63-14) 1988
	63	Hendrix State (63-0) 1933
	63	Henderson State (63-0) 1910

SEASON

1.	485	13 games	2007
2.	478	13 games	2011
3.	474	13 games	2010
4.	468	13 games	2009
5.	467	13 games	2015
6.	436	13 games	2003
7.	415	13 games	2014
8.	404	14 games	2006
9.	402	11 games	1970
10.	394	13 games	2016

POINTS PER GAME

SEASON			
1.	37.3	485 in 13 games	2007
2.	36.8	478 in 13 games	2011
3.	36.5	474 in 13 games	2010
	36.5	402 in 11 games	1970
5.	36.0	468 in 13 games	2009
6.	35.9	467 in 13 games	2015
7.	33.5	436 in 13 games	2003
8.	32.6	261 in 8 games	1916
9.	32.5	390 in 12 games	1998
10.	32.4	389 in 12 games	1977

TOTAL TOUCHDOWNS

GAME		
1.	12	Oklahoma Mines 1916
2.	10	Nicholls (6 rush, 4 pass) 2014
	10	Northwestern (La.) State (9 rush, 1 pass) 1947
4.	9	UT Martin (6 rush, 3 pass) 2015
	9	New Mexico St. (5 rush, 3 pass, 1 blocked punt) 2004
	9	at Kentucky (5 rush, 3 pass, 1 blocked punt) 2003
	9	North Texas (7 rush, 2 pass) 1971
8.	8	Troy (3 rush, 5 pass) 2009
	8	Eastern Michigan (4 rush, 3 pass, 1 blocked punt) 2009
	8	North Texas (5 rush, 3 pass) 2007
	8	Southeast Missouri St. (5 rush, 3 pass) 2006
	8	Pittsburg (Kan.) St. (2 rush, 6 pass) 1936
	8	North Texas (7 rush, 1 pass) 1965
	8	Wichita State (3 rush, 3 pass, 1 Int. Ret., 1 punt ret.) 1970

SEASON

1.	62		2015
	62		2007
3.	60		2010
	60		2009
5.	59		2011
6.	56		2014
	56		2003
8.	55		2006
9.	53		1970
10.	51		2016

FIELD GOALS

SEASON			
1.	24		1988
2.	21		2011
3.	20		1989
4.	19		1981
	19		1979
	19		1977
7.	18		2002
8.	17		2007
	17		1998
	17		1992

PATS

SEASON			
1.	58		2015
	58		2009
	58		2007
4.	56		2010
5.	55		2011
	52		2014
7.	50		2006
	50		2003
	50		1970
10.	45		2016

TEAM MISCELLANEOUS RECORDS

TOTAL PENALTIES

GAME			
1.	17	Air Force (144 yards)	1975
2.	15	Tulsa (120 yards)	1963
	15	Texas Tech (142 yards)	1957
4.	14	Texas A&M (112 yards)	2011
	14	at Georgia (97 yards)	2001
	14	at Texas A&M (100 yards)	1964
7.	13	Vanderbilt (130 yards)	2010
	13	Texas A&M (108 yards)	2010
	13	at Kentucky (102 yards)	2008
	13	Troy State (112 yards)	2002
	13	Utah State (112 yards)	1976
	13	Oklahoma State (155 yards)	1956

TOTAL PENALTY YARDS

GAME			
1.	155	Oklahoma State (13)	1956
2.	144	Air Force (17)	1975
3.	142	Texas Tech (15)	1957
4.	132	at TCU (12)	1974
5.	130	Vanderbilt (13)	2010
6.	123	Wisconsin (12)	2006
7.	120	Tulsa (15)	1963
8.	119	TCU (12)	1971
9.	117	at Texas A&M (11)	1974
10.	115	Kentucky (12)	1998
	115	Tulsa (9)	1970

HOGS BY THE NUMBERS

Games played: 1,235 in 123 seasons

Games won: 709

Games lost: 486

Games tied: 40

Fayetteville: 304-127-10 (.701)

Little Rock: 167-67-4 (.710)

Donald W. Reynolds Razorback Stadium:
186-92-2 (.668)

War Memorial Stadium: 150-60-4 (.710)

AT&T Stadium: 4-3 (.571)

Home: 478-197-15 (.704)*

Road: 193-232-22 (.456)

Neutral: 38-57-3 (.403)

Overtime Games: 12-6 (.667)

SEC record: 90-108-2 (.455)

Final Southwest Conference record:
249-195-16 (.559)

National championships: 1; 1964
(FWAA and Helms Athletic Foundation)

SWC championships: 13; 1936, 1946, 1954, 1959,
1960, 1961, 1964, 1965, 1968, 1975, 1979, 1988, 1989

SEC Western Division championships: 4; 1995,
1998, 2002, 2006

Longest winning streak: 22, 1963-65

Longest string of games without defeat:
22, 1963-65

Undefeated seasons: 2; 1909, 1964

Untied, unbeaten seasons: 2; 1909, 1964

Undefeated SWC seasons: 4; 1920, 1964, 1965, 1988

Untied, unbeaten SWC seasons: 3; 1964, 1965, 1988

Most victories in one season: 11; 1964, 1977, 2011

Highest game score by Arkansas: 100 (SMS, 1911)

Highest game score by opponent:
103 (Oklahoma, 1918)

Largest victory margin: 100 (100-0, SMS, 1911)

Largest defeat margin: 103 (103-0, Oklahoma, 1918)

Most teams held scoreless by Arkansas: 6, 1923

Fewest games played by Arkansas: 1, 1895

Most games played by Arkansas: 14, 2002, 2006

Consecutive games scoring streak: 188, 1995-2012

Consecutive passes without an interception:
166, Texas A&M-South Carolina, 2011

Arkansas has 205 shutouts in 121 years

**Arkansas' home record also includes a 6-3-1 mark in games played in Fort Smith, Ark. and a 1-0 mark in games played in Texarkana, Ark.*



Behind quarterback **BRANDON ALLEN**, Arkansas set a program record with four 50-point scoring performances in 2015, including a record three in SEC play. In the four games against Auburn (54), UT Martin (63), Ole Miss (53) and Mississippi State (50), Allen went a combined 96-of-138 for 1,346 yards and 18 touchdowns through the air.



TEAM RUSHING DEFENSE RECORDS

RUSHING ATTEMPTS

GAME			
1.	15	at South Carolina (51 yards)	2006
	15	South Florida (48 yards)	2002
	15	Auburn (91 yards)	1995
4.	16	at Texas A&M (32 yards)	1966
5.	17	Baylor (89 yards)	1964
	17	Missouri Mines (32 yards)	1943
7.	18	Texas (2 yards)	2014
	18	at Rice (15 yards)	1981
	18	North Texas (14 yards)	1965
10.	19	at Memphis (51 yards)	1998

SEASON			
1.	355	(765 yards)	1965
2.	377	(1,294 yards)	1989
3.	382	(907 yards)	1962
4.	388	(997 yards)	1966
5.	390	(1,050 yards)	1998
6.	392	(1,136 yards)	1999
7.	393	(1,198 yards)	1987
8.	394	(1,010 yards)	1988
9.	400	(970 yards)	1964
10.	403	(1,514 yards)	2015
	403	(1,879 yards)	2005
	403	(1,441 yards)	1986

RUSHING YARDS

GAME			
1.	-27	Texas (25 rushes)	1999
2.	-25	at Texas Tech (39 rushes)	1981
3.	-23	Tulsa (35 rushes)	1973
4.	-20	Pittsburg (Kan.) State (42 rushes)	1936
5.	-19	Oklahoma State (22 rushes)	1969
6.	-15	at Texas A&M (46 rushes)	1970
7.	-9	SMU (22 rushes)	1950
8.	-5	Wisconsin (28 rushes)	2006
9.	-2	Northwestern (La.) State (23 rushes)	1947
10.	2	Texas (18 rushes)	2014

SEASON			
1.	756	355 rushes	1965
2.	907	382 rushes	1962
3.	970	400 rushes	1964
4.	997	388 rushes	1966
5.	1,010	394 rushes	1988
6.	1,050	390 rushes	1998
7.	1,064	420 rushes	1982
8.	1,131	342 rushes	1996
9.	1,136	392 rushes	1999
10.	1,145	428 rushes	1961

RUSHING YARDS PER GAME

SEASON			
1.	75.6	756 yards in 10 games	1965
2.	90.7	907 yards in 10 games	1962
3.	91.8	1,010 yards in 11 games	1988
4.	95.5	1,050 yards in 11 games	1998
5.	96.7	1,064 yards in 11 games	1982
6.	97.0	970 yards in 10 games	1964
7.	99.7	997 yards in 10 games	1966
8.	99.8	1,198 yards in 12 games	1987



The Razorback defense moved into the record books following Arkansas' 31-7 Texas Bowl win over Texas in 2014. The Razorbacks allowed just two rushing yards against the Longhorns, the 10th-best performance in school history. The 0.11 yards per rush allowed also cracked the top 10.

9.	102.8	1,131 yards in 11 games	1996
10.	103.3	1,136 yards in 11 games	1999

YARDS PER RUSH

GAME			
1.	-1.08	Texas, (25 for -27 yards)	1999
2.	-0.86	Oklahoma State (22 for -19 yards)	1969
3.	-0.66	Tulsa (35 for -23 yards)	1973
4.	-0.64	at Texas Tech (39 for -25 yards)	1981
5.	-0.48	Pittsburg (Kan.) State (42 for -20 yards)	1936
6.	-0.41	SMU (22 for -9 yards)	1950
7.	-0.33	Texas A&M (46 for -15 yards)	1970
8.	-0.18	Wisconsin (28 for -5 yards)	2006
9.	-0.09	Northwestern (La.) State (23 for -2 yards)	1947
10.	0.11	Texas (18 for 2 yards)	2014

SEASON			
1.	2.13	355 for 756 yards	1965
2.	2.37	382 for 907 yards	1962
3.	2.43	400 for 970 yards	1964
4.	2.53	420 for 1,064 yards	1982
5.	2.56	394 for 1,010 yards	1988
6.	2.57	388 for 997 yards	1966
7.	2.66	461 for 1,226 yards	1951
8.	2.67	468 for 1,250 yards	1978
9.	2.68	428 for 1,145 yards	1961
10.	2.69	390 for 1,050 yards	1998

TEAM PASSING DEFENSE RECORDS

PASS ATTEMPTS

GAME

1.	1	at Rice (1 comp)	1961
2.	3	at Texas (1 comp)	1976
	3	at Texas (1 comp)	1972
4.	4	at SMU (0 comp)	1975
5.	5	at TCU (3 comp)	1979
	5	at Texas (3 comp)	1970
	5	Oklahoma State (0 comp)	1953
8.	6	Texas A&M (5 comp)	1976
	6	at Oklahoma State (3 comp)	1975
	6	at Texas A&M (3 comp)	1960
	6	TCU (4 comp)	1955

SEASON

1.	121	57 completions	1961
	121	54 completions	1960
3.	122	48 completions	1954
4.	144	70 completions	1957
	144	73 completions	1953
6.	149	58 completions	1955
7.	161	72 completions	1948
8.	162	61 completions	1950
9.	163	79 completions	1947
10.	164	84 completions	1959

PASS COMPLETIONS

GAME

1.	0	at SMU (4 attempts)	1975
	0	Oklahoma State (5 attempts)	1960
	0	at Texas A&M (8 attempts)	1956
	0	Ole Miss (8 attempts)	1956
	0	Oklahoma State (7 attempts)	1953
	0	at Rice (8 attempts)	1943

SEASON

1.	48	122 attempts	1954
2.	54	121 attempts	1960
3.	57	121 attempts	1961
4.	58	149 attempts	1955
5.	61	162 attempts	1950
6.	70	144 attempts	1957
7.	72	161 attempts	1948
8.	73	144 attempts	1953
9.	75	192 attempts	1974
10.	77	166 attempts	1964

COMPLETION PERCENTAGE

SEASON

1.	.377	61 of 162	1950
2.	.389	58 of 149	1955
3.	.391	75 of 192	1974
4.	.393	48 of 122	1954
5.	.415	98 of 236	1949
6.	.430	80 of 156	1951
7.	.432	98 of 227	1977
8.	.441	87 of 197	1975
9.	.446	54 of 121	1960
10.	.447	72 of 161	1948



BROOKS ELLIS was one of four Razorbacks to return an interception for a touchdown in 2016, good for the program's most INTs for TDs dating back to at least 1985.

PASSING YARDS

GAME

1.	0	at SMU (0-for-4)	1975
	0	Oklahoma State (0-for-7)	1960
	0	at Texas A&M (0-for-8)	1956
	0	Ole Miss (0-for-8)	1956
	0	Oklahoma State (0-for-5)	1953
	0	NW Louisiana State	1947
	0	at Rice (0-for-8)	1943
8.	3	Pittsburg (Kan.) State (1-for-14)	1936
9.	6	Houston (1-for-13)	1977
	6	at Rice (1-for-1)	1961

SEASON

1.	538	48 for 122	1954
2.	629	57 for 121	1961
3.	641	54 for 121	1960
4.	797	58 for 148	1955
5.	835	77 for 166	1964
6.	839	72 for 161	1948
7.	866	79 for 163	1947
8.	949	84 for 164	1959
9.	958	73 for 144	1953
10.	964	87 for 185	1956

PASSING TOUCHDOWNS

SEASON

1.	1	1977
2.	2	1973
3.	3	1975
	3	1969
	3	1964
	3	1960
	3	1959
8.	4	1982
	4	1979
	4	1966

MOST INTERCEPTIONS

GAME

1.	9	SMU	1970
2.	8	at SMU	1951
3.	7	at Texas Tech	1968
	7	Rice	1966
5.	6	Mississippi State	2003
	6	at Baylor	1965
	6	at TCU	1964
	6	Tulsa	1963
9.	5	Florida International	2007
	5	Louisiana Monroe	2006
	5	Wichita State	1970
	5	Texas Tech	1969
	5	Texas	1955
	5	at Rice	1949

INTERCEPTION RETURN YARDS

GAME

1.	136	Ole Miss (3 returns)	2014
2.	129	at Mississippi State (2 returns)	2006
3.	114	Tulsa (6 returns)	1963
4.	109	at Texas (2 returns)	1956
5.	105	at Auburn (2 returns)	2001
6.	100	North Texas (2 returns)	2007
7.	94	SMU (9 returns)	1970
8.	90	at Texas Tech (7 returns)	1968



FEWEST TOTAL PLAYS

GAME			
1.	24	Northwestern (La.) State	1947
2.	39	at Rice	1981
	39	at Rice	1961
4.	40	Kentucky	2012
	40	Baylor	1964
	40	Abilene Christian	1948
7.	41	Tulsa	1961
8.	42	Southwest Missouri State	2000
	42	at TCU	1964
	42	Texas Tech	1959

SEASON

1.	549	428 rush, 121 pass	1961
2.	553	432 rush, 121 pass	1960
3.	566	400 rush, 166 pass	1964
4.	581	382 rush, 199 pass	1962
5.	592	431 rush, 161 pass	1948
6.	610	446 rush, 164 pass	1959
7.	616	421 rush, 195 pass	1963
8.	645	496 rush, 149 pass	1955
9.	646	355 rush, 291 pass	1965
10.	647	461 rush, 186 pass	1951

FEWEST TOTAL YARDS

GAME			
1.	-17	Pittsburg (Kan.) State (-20 rushing, 3 passing)	1936
2.	-2	Northwestern (La.) State (-2 rushing, 0 passing)	1947
3.	40	Abilene Christian (26 rushing, 14 passing)	1948
4.	59	Texas (2 rushing, 57 passing)	2014
5.	64	Northwestern (La.) State (32 rushing, 32 passing)	1946
6.	65	TCU (28 rushing, 37 passing)	1982
7.	74	Northwestern (La.) State (52 rushing, 22 passing)	1961
8.	77	at Rice (71 rushing, 6 passing)	1961
9.	78	Oklahoma State (-19 rushing, 97 passing)	1969
10.	83	Tulsa (62 rushing, 21 passing)	1961

SEASON

1.	1,774	1,145 rushing, 629 passing	1961
2.	1,805	970 rushing, 835 passing	1964
3.	1,971	1,330 rushing, 641 passing	1960
4.	2,001	907 rushing, 1,094 passing	1962
5.	2,136	1,297 rushing, 839 passing	1948
6.	2,209	1,177 rushing, 1,032 passing	1963
7.	2,417	1,468 rushing, 949 passing	1959
8.	2,418	1,226 rushing, 1,192 passing	1951
9.	2,456	756 rushing, 1,700 passing	1965
10.	2,504	997 rushing, 1,507 passing	1966

FEWEST YARDS PER GAME

SEASON			
1.	177.4	1,774 in 10 games	1961
2.	180.5	1,805 in 10 games	1964
3.	197.1	1,971 in 10 games	1960
4.	200.1	2,001 in 10 games	1962
5.	213.6	2,136 in 10 games	1948
6.	220.9	2,209 in 10 games	1963
7.	241.7	2,417 in 10 games	1959
8.	241.8	2,418 in 10 games	1951
9.	244.1	2,441 in 11 games	1978
10.	245.6	2,456 in 10 games	1965

RUSHING FIRST DOWNS ALLOWED

GAME			
1.	0	Northwestern (La.) State	1947
2.	1	Texas	2014
	1	Wisconsin	2006
	1	Southwest Missouri State	2006
	1	Tulsa	1966
	1	Texas A&M	1965
	1	Texas A&M	1963
	1	at TCU	1964
9.	2	Louisiana Monroe	2008
	2	at Ole Miss	2005
	2	at Georgia	2005
	2	at Mississippi State	2000
	2	Southwest Missouri State	2000
	2	TCU	1982
	2	North Texas	1965
	2	at Baylor	1965
	2	Tulsa	1965

SEASON

1.	53	1965
2.	56	1962
3.	60	1964
	60	1951
5.	65	1985
6.	66	1988
7.	68	1963
	68	1961
	68	1948

PASSING FIRST DOWNS ALLOWED

GAME			
1.	0	Chattanooga	2007
	0	Tulsa	1981
	0	Houston	1977
	0	at SMU	1975
	0	Rice	1964
	0	Oklahoma State	1961
	0	Rice	1960
	0	Oklahoma State	1960
	0	Texas A&M	1956
	0	Ole Miss	1956
	0	Oklahoma State	1953
	0	NW (La.) State	1947
	0	Rice	1943

TOTAL FIRST DOWNS ALLOWED

GAME			
1.	0	Northwestern (La.) State	1947
2.	2	TCU	1982
3.	4	at Rice	1981
4.	5	at Texas A&M	1962
	5	at Rice	1961
	5	at Northwestern (La.) State	1961
	5	Tulsa	1961

SEASON

1.	104	60 rush, 38 pass, 6 penalty	1951
2.	106	68 rush, 32 pass, 6 penalty	1961
3.	114	68 rush, 41 pass, 5 penalty	1948
4.	117	60 rush, 43 pass, 14 penalty	1964
5.	121	56 rush, 56 pass, 9 penalty	1962
6.	122	81 rush, 32 pass, 9 penalty	1960
	122	86 rush, 28 pass, 8 penalty	1950
8.	129	68 rush, 50 pass, 10 penalty	1963
9.	135	61 rush, 68 pass, 6 penalty	1982
	135	NA rush, 46 pass, NA penalty	1947

POINTS ALLOWED

1.	0	205 times (Most recent: Ole Miss, 2014)
----	---	---

SEASON

1.	61	11 games	1933
2.	64	11 games	1964
3.	69	10 games	1924
4.	73	10 games	1966
5.	76	10 games	1934
6.	87	11 games	1960
	87	10 games	1936
8.	88	10 games	1926
9.	89	10 games	1937
10.	92	11 games	1946

MOST SACKS

SEASON			
1.	40	308	1998
2.	39	N/A	1988
3.	37	229	2010
	37	262	2006
	37	287	1995
6.	33	248	2005
	33	249	1994
	33	248	1989
	33	N/A	1985
10.	31	224	1999
	31	200	1992

MOST TACKLES FOR LOSS

SEASON			
1.	103	491	1998
2.	95	378	2010
	95	470	2006
4.	91	389	1999
	91	393	1978
6.	89	262	2001
7.	87	348	2002
8.	86	373	2007
	86	405	2005
10.	85	339	2009
	85	247	2003

OFFENSIVE STATISTICS



Bowl game statistics not counted from 1947-2001. Bowl game statistics included from 2002-present.

YEAR	G	1ST DN	RUSH ATT	RUSH YDS	RUSH TD	PASS CMP	PASS ATT	PASS YDS	CMP PCT	PASS TD	INT	TOT OFF	TOT PTS	PUNT	PUNT AVG
1947	10	102	—	1,733	—	53	111	818	.477	—	—	2,551	191	—	35.8
1948	10	112	441	1,994	25	48	102	784	.471	9	10	2,778	227	66	38.4
1949	10	117	473	2,076	19	53	133	649	.398	6	18	2,725	167	68	37.9
1950	10	145	487	1,776	18	91	226	1,170	.403	5	26	2,946	156	67	38.1
1951	10	144	527	1,842	17	86	210	1,105	.410	8	21	2,947	178	64	37.1
1952	10	148	474	1,589	16	91	226	1,228	.403	8	22	2,817	166	57	37.2
1953	10	127	366	1,149	8	91	186	1,233	.489	9	13	2,382	116	59	37.1
1954	10	120	397	1,585	20	62	118	875	.525	8	10	2,460	189	60	39.7
1955	10	117	474	1,854	14	42	89	531	.472	4	8	2,385	126	73	37.5
1956	10	137	498	2,343	22	28	78	381	.359	2	8	2,724	160	52	37.1
1957	10	146	504	2,046	22	63	112	1,058	.563	6	6	3,104	187	70	36.7
1958	10	121	454	1,814	19	46	117	562	.393	3	10	2,376	147	68	36.8
1959	10	148	512	2,106	17	45	90	532	.500	4	13	2,638	149	53	36.6
1960	10	147	506	1,670	12	53	126	968	.421	12	9	2,638	179	58	33.9
1961	10	164	535	2,189	17	49	113	726	.434	8	10	2,915	180	49	36.0
1962	10	190	570	2,412	28	81	147	1,158	.551	11	7	3,570	286	45	35.2
1963	10	140	464	1,457	19	71	170	980	.418	7	10	2,485	179	60	37.4
1964	10	151	517	1,913	23	65	127	826	.512	6	8	2,739	221	51	36.1
1965	10	191	515	2,262	34	89	176	1,341	.506	10	8	3,603	324	57	40.5
1966	10	156	469	1,677	22	80	159	1,160	.503	8	7	3,837	218	53	39.6
1967	10	168	473	1,546	16	116	202	1,589	.574	11	14	3,135	200	64	35.1
1968	10	220	518	1,982	30	138	248	1,720	.556	13	10	3,702	334	55	39.9
1969	11	237	560	2,122	33	145	272	1,927	.533	12	7	4,049	353	52	37.5
1970	11	240	571	2,116	35	160	284	2,448	.563	15	15	4,564	402	40	36.5
1971	11	269	582	2,571	32	170	293	2,327	.580	11	16	4,898	343	46	34.0
1972	11	216	544	2,033	20	128	273	1,665	.469	9	17	3,698	228	62	35.1
1973	11	173	586	2,206	14	82	165	1,029	.497	3	13	3,235	124	63	36.7
1974	11	186	674	2,898	31	40	96	619	.417	6	5	3,517	285	54	39.4
1975	11	216	659	3,523	33	53	116	837	.457	5	9	4,360	305	37	43.0
1976	11	156	585	2,364	22	38	104	666	.365	3	8	3,030	220	65	43.1
1977	11	213	604	3,011	30	98	194	1,531	.505	13	12	4,542	358	48	44.3
1978	11	241	677	3,119	34	85	157	1,148	.541	6	9	4,267	326	55	40.4
1979	11	210	586	2,428	17	122	191	1,563	.639	11	9	3,991	275	55	40.8
1980	11	192	592	2,318	20	109	201	1,377	.542	7	11	3,695	238	54	43.3
1981	11	225	597	2,553	20	132	249	1,664	.530	11	13	4,217	298	64	38.7
1982	11	236	644	2,348	22	116	249	1,837	.466	11	16	4,185	275	61	41.0
1983	11	199	518	1,506	13	141	260	1,844	.542	9	9	3,350	204	64	43.6
1984	11	210	640	2,420	20	117	211	1,686	.555	11	15	4,106	253	51	43.8
1985	11	209	685	2,922	29	61	120	1,118	.508	7	4	4,040	305	54	42.6
1986	11	221	668	2,721	30	78	130	1,226	.600	7	2	3,947	303	54	46.2
1987	12	240	753	3,196	31	72	126	940	.571	3	7	4,136	283	60	39.3
1988	11	226	631	2,714	31	90	180	1,566	.500	5	5	4,280	346	53	41.6
1989	11	261	680	3,456	34	91	164	1,470	.555	7	11	4,926	358	38	37.1
1990	11	234	553	2,112	14	124	245	1,958	.506	18	10	4,070	263	60	36.5
1991	11	176	538	2,029	6	83	201	1,016	.413	8	12	3,045	160	68	42.2
1992	11	145	415	1,131	7	148	302	1,528	.490	6	12	2,659	172	76	40.5
1993	11	200	498	2,123	14	114	233	1,354	.489	6	10	3,477	165	56	37.7
1994	11	197	513	1,866	12	132	249	1,796	.530	14	10	3,662	212	56	39.1
1995	12	224	546	1,855	20	183	300	2,206	.610	12	11	4,061	274	59	39.6
1996	11	193	486	1,695	15	127	263	1,572	.483	6	15	3,267	174	69	40.3
1997	11	168	344	622	7	177	370	2,381	.478	12	15	3,003	181	71	41.3
1998	11	223	431	1,665	18	170	321	2,668	.530	26	8	4,333	359	50	38.1
1999	11	201	363	1,491	16	204	371	2,576	.550	21	13	4,067	326	51	39.3
2000	11	198	425	1,653	18	178	352	1,916	.506	14	15	3,569	264	67	41.7
2001	11	198	494	1,950	23	133	268	1,613	.496	10	11	3,563	291	67	42.5
2002	14	255	643	3,065	22	148	299	1,885	.495	18	13	4,950	370	74	36.9
2003	13	273	626	3,145	34	167	304	2,462	.549	20	9	5,607	436	54	39.3
2004	11	216	467	2,061	22	162	286	2,316	.566	19	13	4,377	328	54	37.8
2005	11	208	481	2,386	19	150	280	1,581	.536	13	12	3,967	283	50	41.8
2006	14	250	539	3,199	26	154	302	2,093	.510	23	18	5,292	404	63	36.9
2007	13	273	625	3,725	33	179	313	2,125	.572	24	11	5,850	485	61	40.0
2008	12	232	378	1,362	13	253	443	3,115	.571	19	18	4,477	263	58	42.6
2009	13	254	395	1,713	23	247	439	3,842	.563	32	9	5,555	468	65	37.8
2010	13	291	421	1,935	22	301	465	4,338	.647	36	15	6,273	474	54	41.8
2011	13	279	412	1,786	25	299	471	3,909	.635	26	7	5,695	478	53	45.3
2012	12	253	367	1,424	12	272	459	3,618	.593	23	16	5,042	282	54	44.7
2013	12	222	474	2,504	14	150	301	1,783	.498	15	11	4,286	248	53	44.5
2014	13	288	557	2,834	31	199	359	2,444	.554	21	6	5,278	415	59	40.1
2015	13	305	512	2,565	31	246	374	3,486	.658	31	8	6,051	467	44	40.3
2016	13	288	517	2,135	21	247	406	3,434	.608	26	15	5,569	394	59	44.5

Bold indicates all-time best



DEFENSIVE STATISTICS

Bowl game statistics not counted from 1947-2001. Bowl game statistics included from 2002-present.

YEAR	G	1ST DN	RUSH ATT	RUSH YDS	RUSH TD	PASS CMP	PASS ATT	PASS YDS	CMP PCT	PASS TD	INT	TOT OFF	TOT PTS	PUNT	PUNT AVG
1947	10	135	—	1,709	—	79	163	866	.485	—	—	2,575	145	—	37.1
1948	10	114	431	1,297	—	72	161	839	.447	—	15	2,136	136	71	35.6
1949	10	152	452	1,541	—	98	236	1,407	.415	—	32	2,948	175	66	35.7
1950	10	122	491	1,886	—	61	162	1,068	.377	—	13	2,954	163	82	37.7
1951	10	104	461	1,226	—	80	186	1,192	.430	—	13	2,418	162	80	37.1
1952	10	196	604	2,131	—	96	209	1,599	.459	—	13	3,730	282	43	34.7
1953	10	156	526	2,102	—	73	144	958	.507	—	9	3,060	161	53	34.6
1954	10	156	544	2,260	—	48	122	538	.393	—	17	2,798	90	43	33.8
1955	10	145	496	1,785	—	58	149	797	.389	—	18	2,582	115	58	37.9
1956	10	171	544	2,066	—	87	185	964	.470	—	14	3,030	155	47	36.6
1957	10	153	535	1,880	—	70	144	976	.486	—	8	2,856	134	69	38.9
1958	10	167	487	1,836	—	103	210	1,147	.490	—	12	2,983	150	49	36.3
1959	10	139	446	1,468	10	84	164	949	.512	3	10	2,417	94	56	34.7
1960	10	122	432	1,330	7	54	121	641	.446	3	12	1,971	80	52	38.8
1961	10	106	428	1,145	7	57	121	629	.471	5	10	1,774	87	68	35.5
1962	10	121	382	907	9	95	199	1,094	.477	5	11	2,001	88	60	37.8
1963	10	129	421	1,177	7	89	195	1,032	.456	6	15	2,209	96	63	37.0
1964	10	117	400	970	5	77	166	835	.464	3	15	1,805	57	69	37.1
1965	10	148	355	756	8	154	291	1,700	.529	5	24	2,456	104	61	38.2
1966	10	150	388	997	6	138	288	1,507	.479	4	23	2,504	73	63	39.3
1967	10	160	472	1,415	14	117	230	1,346	.509	6	15	2,761	149	74	38.1
1968	10	204	430	1,380	10	175	312	2,093	.561	16	20	3,473	187	51	38.5
1969	10	151	408	1,202	—	138	297	1,553	.465	3	13	2,755	76	—	38.4
1970	11	170	503	1,353	—	131	278	1,585	.471	5	32	2,938	144	67	37.0
1971	11	140	479	1,419	7	112	239	1,334	.469	11	24	2,753	155	86	37.4
1972	11	176	580	2,344	23	90	197	1,270	.457	5	15	3,614	227	70	37.2
1973	11	177	570	2,208	18	103	190	1,315	.542	2	10	3,523	184	63	37.4
1974	11	169	554	2,024	11	75	192	1,082	.391	5	9	3,106	164	61	39.3
1975	11	190	604	2,086	11	87	197	1,131	.442	3	10	3,217	113	65	38.8
1976	11	186	536	1,719	12	119	224	1,562	.531	11	16	3,281	204	66	41.3
1977	11	165	539	1,741	10	98	227	984	.432	1	17	2,725	95	81	40.7
1978	11	156	468	1,250	10	116	238	1,435	.487	8	11	2,685	137	82	41.9
1979	11	183	519	2,162	7	103	220	1,280	.468	4	13	3,442	108	63	42.8
1980	11	192	556	2,195	22	106	219	1,407	.484	7	7	3,602	221	71	36.8
1981	11	175	467	1,429	11	145	282	1,793	.514	10	17	3,312	188	71	41.7
1982	11	135	420	1,064	8	126	270	1,670	.467	4	14	2,734	115	83	41.9
1983	11	187	510	2,033	15	124	238	1,706	.521	7	13	3,739	172	59	41.1
1984	11	156	417	1,616	8	150	294	1,883	.510	6	15	3,219	138	65	39.8
1985	11	169	425	1,278	2	158	319	1,983	.495	10	20	3,261	129	65	41.5
1986	11	179	403	1,441	10	171	321	1,790	.533	6	22	3,231	142	53	43.3
1987	12	208	393	1,198	9	230	425	2,677	.541	13	22	3,875	199	61	38.2
1988	11	179	394	1,010	12	203	340	2,230	.597	9	21	3,240	173	66	40.2
1989	11	206	377	1,294	8	198	347	2,395	.571	14	15	3,689	199	55	40.0
1990	11	254	475	1,996	17	190	286	2,430	.664	23	6	4,426	360	45	40.9
1991	11	217	467	1,833	16	182	317	2,175	.574	5	17	4,008	179	53	37.2
1992	11	199	495	1,905	14	160	275	1,720	.582	7	17	3,625	209	66	38.9
1993	11	223	463	1,853	13	171	302	2,072	.566	7	13	3,925	208	48	39.1
1994	11	185	442	1,634	14	153	282	1,929	.543	10	6	3,563	213	68	38.6
1995	12	236	424	1,251	15	225	392	2,659	.574	16	16	3,910	263	61	38.8
1996	11	194	379	1,131	12	186	336	2,505	.554	21	11	3,636	267	64	41.7
1997	11	210	419	1,449	12	190	348	2,419	.546	21	9	3,868	284	59	38.2
1998	11	191	390	1,050	6	193	368	2,320	.524	14	17	3,370	182	65	42.5
1999	11	187	392	1,109	14	180	340	2,218	.529	12	12	3,354	208	66	42.2
2000	11	175	412	1,530	15	143	302	1,683	.474	14	10	3,213	258	75	37.5
2001	11	208	420	1,615	13	193	357	2,502	.541	19	17	4,117	269	60	39.7
2002	14	267	504	1,590	11	267	483	3,283	.553	17	19	4,873	277	69	38.8
2003	13	249	505	2,041	14	213	399	2,431	.534	17	17	4,472	305	66	39.2
2004	11	209	435	1,983	15	172	287	2,386	.599	18	6	4,369	270	57	40.0
2005	11	202	403	1,458	13	171	336	2,303	.509	20	12	3,761	271	63	40.2
2006	14	243	461	1,604	10	215	433	2,591	.497	20	16	4,195	256	82	38.3
2007	13	271	503	2,083	18	220	484	2,670	.455	21	20	4,753	345	82	38.2
2008	12	229	461	2,049	20	185	347	2,453	.533	22	11	4,502	374	51	41.8
2009	13	267	501	1,985	15	239	404	3,230	.592	22	13	5,215	326	63	39.4
2010	13	236	522	2,114	21	187	340	2,409	.550	13	11	4,523	304	72	42.1
2011	13	244	505	2,179	21	232	407	2,538	.570	12	12	4,717	289	84	40.0
2012	12	257	440	1,489	21	262	419	3,430	.625	24	6	4,919	365	62	40.9
2013	12	266	458	2,141	21	231	356	2,820	.649	25	8	4,961	369	48	41.9
2014	13	225	429	1,490	11	217	392	2,714	.550	33	12	4,204	250	66	42.8
2015	13	261	403	1,514	25	280	436	3,577	.642	18	11	5,091	356	52	41.8
2016	13	224	452	2,986	39	218	370	2,875	.589	12	10	5,546	404	61	42.5

Bold indicates all-time best



NCAA LEADERS

PASSING

Year	Player	Cl.	G	Att	Comp	Int	Pct	Yds	TD
1939	Kay Eakin	Sr.	10	193	78	18	.404	962	5

RECEIVING

Year	Player	Cl.	G	Rec	Yds	TD
1937	Jim Benton	Sr.	10	47	754	7

FIELD GOALS

Year	Player	Cl.	G	FG	FGA	Pct
1988	Kendall Trainor	Sr.	11	24	27	.889
1981	Bruce Lahay	Sr.	11	19	24	.792
1979	Ish Ordonez	Jr.	11	18	22	.818

PUNTING

Year	Player	Cl.	G	No.	Yds	Avg
1986	Greg Horne	Sr.	11	49	2,313	47.2
1980	Steve Cox	Sr.	11	47	2,186	46.5
1943	Harold Cox	Fr.	8	37	1,518	41.0

PUNT RETURNS

Year	Player	Cl.	No.	Yds	Avg
1964	Ken Hatfield	Sr.	31	518	16.7
1963	Ken Hatfield	Jr.	21	350	16.7
1961	Lance Alworth	Sr.	28	336	12.0
1960	Lance Alworth	Jr.	18	307	17.1

INTERCEPTION RETURNS

Year	Player	Cl.	No.	Yds	Avg
1949	Jim Rinehart	So.	10	106	10.6

SEC LEADERS

RUSHING

Year	Player	YPG
2007	Darren McFadden	140.8
2006	Darren McFadden	117.6
2003	Cedric Cobbs	110.0

PASSING

Year	Player	YPG
2012	Tyler Wilson	307.9
2011	Tyler Wilson	279.8
2010	Ryan Mallett	297.6
2009	Ryan Mallett	278.8

RECEPTIONS

Year	Player	RPG
2012	Cobi Hamilton	7.5

RECEIVING YARDS

Year	Player	YPG
2012	Cobi Hamilton	111.2
2011	Jarius Wright	93.1

YDS PER RECEPTION

Year	Player	YPR
1998	Anthony Lucas	23.35

TOTAL OFFENSE

Year	Player	YPG
2011	Tyler Wilson	279.6
2009	Ryan Mallett	276.5

ALL-PURPOSE

Year	Player	YPG
2008	Michael Smith	141.4
2007	Darren McFadden	177.7
2006	Darren McFadden	147.0

FIELD GOALS

Year	Player	FGPG
1998	Todd Latourette	1.70

PAT KICK PCT.

Year	Player	AVG
2012	Zach Hocker	100.0
2010	Zach Hocker	100.0

SCORING

Year	Player	PTS
2006	Darren McFadden	98

PUNTING

Year	Player	AVG
2011	Dylan Breeding	45.28

PUNT RET. AVG.

Year	Player	YPR
2011	Joe Adams	16.9

KICK RET. AVG.

Year	Player	YPR
2007	Felix Jones	29.6
2005	Felix Jones	31.9

TACKLES

Year	Player	TKLS
2014	Martrell Spaight	128

TACKLES FOR LOSS

Year	Player	TFL
1995	Steven Conley	23.0

QB SACKS (AVG.)

Year	Player	SACKS
2011	Jake Bequette	10
2006	Jamaal Anderson	10
1995	Steven Conley	14

FORCED FUMBLES

Year	Player	FFPG
2011	Jake Bequette	0.5

INTERCEPTIONS

Year	Player	INT
2005	Vickiel Vaughn	4
1998	Zac Painter	5

PASSES BROKEN UP

Year	Player	PBU
2014	Jared Collins	13
2007	Michael Grant	20

SWC LEADERS

RUSHING YARDS

Year	Player	YDS
1976	Ben Cowins	1,162
1972	Dickey Morton	1,188
1969	Bill Burnett	900
1965	Bobby Burnett	947
1962	Billy Moore	585
1945	John Hoffman	587

RUSHING AVERAGE

Year	Player	YPC
1976	Ben Cowins	6.3
1969	Bill Burnett	4.3
1965	Bobby Burnett	4.1
1962	Billy Moore	4.5

PASS ATTEMPTS

Year	Player	ATT
1971	Joe Ferguson	271
1953	Lamar McHan	150
1939	Kay Eakin	193

PASS COMPLETIONS

Year	Player	COMP
1971	Joe Ferguson	160
1953	Lamar McHan	78
1939	Kay Eakin	78

PASSING YARDS

Year	Player	YDS
1971	Joe Ferguson	2,203
1953	Lamar McHan	1,107
1937	Dwight Sloan	1,074
1935	Jack Robbins	1,219

TOUCHDOWN PASSES

Year	Player	TDS
1971	Joe Ferguson	11
1953	Lamar McHan	8

COMPLETION PERCENTAGE

Year	Player	PCT
1988	Quinn Grovey	.633
1986	Greg Thomas	.615
1980	Tom Jones	.560
1979	Kevin Scanlon	.662
1971	Joe Ferguson	.590
1953	Lamar McHan	.520
1937	Dwight Sloan	.476
1935	Jack Robbins	.625

TOTAL OFFENSIVE PLAYS

Year	Player	PLAYS
1953	Lamar McHan	293
1939	Kay Eakin	312

TOTAL OFFENSE YARDS

Year	Player	YDS
1979	Kevin Scanlon	1,460
1971	Joe Ferguson	2,242
1953	Lamar McHan	1,516
1939	Kay Eakin	1,344

RECEPTIONS

Year	Player	YPR
1984	James Shiblest	51
1971	Mike Reppond	56
1953	Floyd Sagely	30
1937	Jim Benton	47
1929	Wear Schoonover	33

ALL-PURPOSE (RUSH/REC ONLY)

Year	Player	YDS
1975	Jerry Eckwood	115.0*
1973	Dickey Morton	1,326
1972	Dickey Morton	1,274
1969	Bill Burnett	947
1961	Lance Alworth	836

SCORING

Year	Player	PTS
1987	James Rouse	102
1979	Ish Ordonez	80
1978	Ish Ordonez	78
1969	Bill Burnett	120
1968	Bill Burnett	96
1967	David Dickey	96
1962	Billy Moore	84
1931	Homer Ledbetter	42
1928	Bevo Beavers	84

TOUCHDOWNS

Year	Player	TDS
1969	Bill Burnett	20
1968	Bill Burnett	16
1967	David Dickey	16
1962	Billy Moore	14
1957	Gerald Nesbitt	7

CONVERSIONS MADE

Year	Player	PATS
1971	Bill McClard	35
1960	Mickey Cissel	21

PUNTING

Year	Player	AVG
1986	Greg Horne	47.2
1980	Steve Cox	46.5
1979	Steve Cox	43.8
1975	Tommy Cheyney	43.0
1955	Gerald Nesbitt	46.9
1953	Lamar McHan	40.2
1943	Harold Cox	41.0
1939	Kay Eakin	38.3
1938	Kay Eakin	41.1
1937	Jack Robbins	39.4

PUNT RETURN YARDS

Year	Player	YDS
1984	Bobby Joe Edmonds	294
1966	Martine Bercher	375
1965	Jack Brasuell	285
1964	Ken Hatfield	518
1963	Ken Hatfield	350
1962	Ken Hatfield	267
1961	Lance Alworth	366
1960	Lance Alworth	307
1955	Don Horton	173
1953	Lamar McHan	233

KICKOFF RETURN YARDS

Year	Player	RPG
1982	Derek Holloway	21.7
1980	Derek Holloway	40.7
1961	Lance Alworth	300
1960	Lance Alworth	328
1946	Clyde Scott	170
1945	Alton Baldwin	242
1944	Alton Baldwin	286

INTERCEPTIONS

Year	Player	RPG
1988	Patrick Williams	6
1971	Louis Campbell	7
1970	David Hogue	6
1966	Gary Adams	7
1956	Gerald Nesbitt	4
1955	Don Christian	4
1954	George Walker	6

* based on per-game average



SEC/SWC TEAM LEADERS

TOTAL OFFENSE

SWC					
YEAR	GAMES	RUSH YARDS	PASS YARDS	TOTAL YARDS	AVG./GAME
1971	11	2,571	2,327	4,898	445.3
1965	10	2,262	1,341	3,603	360.3
1962	10	2,412	1,158	3,570	357.0
1937	10	NA	NA	2,823	282.3

SEC					
YEAR	GAMES	RUSH YARDS	PASS YARDS	TOTAL YARDS	AVG./GAME
2011	13	1,786	2,909	5,695	438.1

RUSHING OFFENSE

SWC				
YEAR	GAMES	ATTEMPTS	RUSH YARDS	AVG./GAME
1989	11	680	3,456	314.2
1986	11	668	2,721	247.4
1985	11	685	2,922	265.6
1975	11	659	3,523	320.3
1965	10	515	2,262	226.2
1962	10	570	2,412	241.2

SEC				
YEAR	GAMES	ATTEMPTS	RUSH YARDS	AVG./GAME
2007	13	625	3,725	286.5
2006	14	539	3,199	228.5
2005	11	481	2,386	216.9
2003	13	626	3,145	241.9
2002	14	643	3,065	218.9

PASSING OFFENSE

SWC					
YEAR	GAMES	ATTEMPTS	COMPLETIONS	PASS YARDS	AVG./GAME
1971	11	293	170	2,327	211.5
1970	11	286	160	2,448	222.5
1937	10	NA	NA	1,850	185.0

SEC					
YEAR	GAMES	ATTEMPTS	COMPLETIONS	PASS YARDS	AVG./GAME
2011	13	471	299	3,909	300.7
2010	13	465	301	4,338	333.7
2009	13	403	225	3,624	278.8

SCORING OFFENSE

SWC			
YEAR	GAMES	TOTAL POINTS	AVG. / GAME
1971	11	343	31.2
1966	10	218	21.8
1965	10	324	32.4
1964	10	221	22.1
1962	10	286	28.6
1960	10	179	17.9
1957	10	187	18.7
1937	10	NA	18.6
1933	10	NA	20.6
1928	9	NA	27.9

SEC			
YEAR	GAMES	TOTAL POINTS	AVG. / GAME
2011	13	478	36.8
2009	13	468	36.0

THIRD DOWN DEFENSE

SEC				
YEAR	GAMES	CONV	ATT	PCT
2010	13	62	185	.335

RED ZONE OFFENSE

SEC						
YEAR	GAMES	RED ZONE	PCT.	TDS	RUSH TD/PASS TD	FGM-FGA
2010	13	44-49	.898	34	17/17	10-10
2009*	13	47-49	.959	35	19/16	12-14
2004	11	35-40	.875	32	20/12	3-5

TURNOVER MARGIN

SEC									
YEAR	GAMES	-----GAINED-----			-----LOST-----			MARG	PER/G
		FUM	INT	TOT	FUM	INT	TOT		
2003	13	16	17	33	13	9	22	+11	0.85
2002	14	17	19	36	6	13	19	+17	1.21

TOTAL DEFENSE

SWC					
YEAR	GAMES	RUSH YARDS	PASS YARDS	TOTAL YARDS	AVG / GAME
1960	10	1,330	641	1,971	197.1
1962	10	907	1,094	2,001	200.1
1964	10	970	835	1,805	180.5
1966	10	997	1,507	2,504	250.4
1967	10	1,415	1,346	2,761	276.1
1970	11	1,353	1,585	2,938	267.1
1971	11	1,419	1,334	2,753	250.3
1982	11	1,064	1,670	2,734	248.5
1984	11	1,336	1,883	3,219	292.6

SEC					
YEAR	GAMES	RUSH YARDS	PASS YARDS	TOTAL YARDS	AVG / GAME
2000	11	1,530	1,683	3,213	292.1

RUSHING DEFENSE

SWC				
YEAR	GAMES	ATTEMPTS	RUSH YARDS	AVG / GAME
1951	10	461	1,226	122.6
1962	10	382	907	90.7
1965	10	355	756	75.6
1966	10	388	997	99.7
1968	10	430	1,380	138.0
1971	11	479	1,419	129.0
1982	11	420	1,064	96.7
1985	11	425	1,278	116.2
1987	12	393	1,198	99.8
1988	11	394	1,010	91.8

SEC					
YEAR	GAMES	ATTEMPTS	RUSH YARDS	AVG / GAME	
1995	12	424	1,251	104.3	

PASSING DEFENSE

SWC					
YEAR	GAMES	ATTEMPTS	COMPLETIONS	PASS YARDS	AVG / GAME
1954	10	122	48	538	53.8
1961	10	121	57	629	62.9
1977	11	227	98	984	89.5

SEC					
YEAR	GAMES	ATTEMPTS	COMPLETIONS	PASS YARDS	AVG / GAME
2000	11	302	143	1,683	153.0

SCORING DEFENSE

SWC			
YEAR	GAMES	TOTAL POINTS	AVG / GAME
1954	10	90	9.0
1964*	10	57	5.7
1965	10	104	10.4
1966	10	73	7.3
1969	10	76	7.6
1977	11	95	8.6
1982	11	115	10.5
1984	11	138	12.5
1985	11	129	11.7
1986	11	142	12.9
1988	11	173	15.7

KICKOFF RETURNS

SEC					
YEAR	GAMES	RET	YARDS	TDS	AVG
2005*	11	33	965	1	29.2

PUNTING

SEC				
YEAR	GAMES	PUNTS	YARDS	AVG./PUNT
2012	12	54	2416	44.7

PUNT RETURNS

SEC					
YEAR	GAMES	RET	YARDS	TDS	AVG
2010	13	20	311	1	15.6

PAT KICKING

SEC				
YEAR	GAMES	MADE	ATT	PCT
2012	12	33	33	100.0

*NCAA Leader