


ANNEX K- Full Dress Salt and Pepper

A. Full Dress Salt and Pepper/Gray

1. **Authorization for Wear:** The Full Dress uniform is authorized for year round wear by all members of the Corps of Cadets. The Full Dress uniform is one of the most formal of cadet uniforms and will be worn during formal occasions, ceremonies and other functions as directed by The Commandant-usually during cool weather.
2. **Fit:**
 - i. High Rise Wool Trousers are to be fitted and worn with the lower edge of the waistband at the bottom edge of the rib cage, plus or minus ½ inch. They are worn with suspenders and when properly worn the suspenders do not show.
 - ii. **Knee-length Skirts— skirt length will not be more than one inch above or two inches below the crease in the back of the knee.**
 - iii. Sleeve of the coat is measured between the wrist and first knuckle of the thumb.
 - iv. Front of coat should be flush with the wearer's hipbone.
3. **Composition:**
 - i. Full Dress Blouse—gray wool.
 - a. The blouse collar will be properly fastened at all times.
 - b. The zipper will be completely closed and the lower eyehook fastened. Cadets may unhook the lower eyehook and unzip the zipper when seated.
 - ii. Full Dress Gray: **Gray high-rise Trousers—wool, with black braid; worn with suspenders.**
 - a. **Females may substitute gray uniform skirt for leave, chapel, or dances.**
 - iii. Full Dress Salt and Pepper: White regular or high-rise Trousers—cotton, high-rise trousers worn with suspenders
 - a. **White uniform skirt may be worn by female cadets for approved leave, chapel or dances.**
 - b. White full length uniform skirt may be worn by female cadets for formal occasions.
 - iv. White web belt, with brass tips; waist plate, solid brass.
 - v. White crew neck undershirt.
 - vi. Black Oxford shoes, with black socks
 - a. **Female cadets may wear plain black military pumps (without straps or buckles) with 1 ½ inch heel, with neutral or off-black panty hose when wearing the gray or white uniform skirt.**
 - vii. Headgear—Shako.
 - a. Proper Wear: The shako is worn straight on the head with the bottom resting just above the ears. The chin strap is placed between the chin and lower lip. If a cadet is giving commands, the chin strap will be placed between the nose and upper lip
 - b. Insignia: Authorized Citadel shield will be worn on shako. Cap insignia will not be blitzed to remove any part of the insignia.
 - c. Pom Pom.
 - i. Will be worn, as received from supply, at a 15 degree angle on the shako
 - ii. Will not be shaved, trimmed, or coated with heel and sole.
 - iii. If dirt, will be gently brushed until clean.
 - d. Plume: Will be worn at a 15 degree angle on the shako. Feathers will be brushed and maintain a full appearance.



Shako with Pom pom


Shako with Plume

- viii. White collar.
 - a. White collar will be clean and starched and affixed to the collar with 1/8th of an inch showing above the top of the blouse collar. The collar must overlap but not more than 1/2 inch in front.
- ix. White sleeve cuffs, with cuff links.
 - a. White cuffs will be clean and starched and affixed to the sleeves by T-pins or safety pins with 1/4 inch showing and will be clasped with Citadel cuff links.
- x. Wool sash—red or blue.
 - a. Red sash is the badge of cadet rank for cadet officers and those NCOs authorized to carry the sword.
 - b. Blue sash is the badge for Presidential Aides and Chapel Ushers.
- xi. Purse—black military style, 8 1/2 x 11 inch, with or without strap (Optional-females only).

4. Insignia and Accouterments:

- i. Ribbons are not worn on the Full Dress coat.
- ii. Badges on Full Dress Blouse will be centered on the left breast and 1/8th of an inch below the second black line from the top. All contract badges will be centered on the left breast and 1/8th of an inch above the second black line from the top with continued awards, such as Airborne or Air Assault, continuing 1/8th of an inch above each other starting with the Contract Badge. Distinguished ROTC student award badges and Military Branch insignias will be centered over the right breast and 1/8th of an inch above the second black line from the top. Maximum number of badges is three.
- iii. Medals discussed in paragraph IX, H, 1, below are worn on the left breast of the Full Dress Blouse, with the top of the ribbon (attached to the medal), 1/8th of an inch below the second black line from the top. Medals are worn on wearer's right to left in order of precedence. The Dean's list badge takes precedence over medals and will be worn to the wearer's right.
- iv. Authorized insignia and accouterments:
 - a. Class stripes will be sewn on the dress blouse.
 - i. These insignia represent the cadet's class standing and shall consist of three stripes for cadets that C4, two stripes for cadets who are C3, and one stripe for cadets who are C2.
 - b. Rank insignia, sleeve gold.

- i. Rank chevrons will be properly sewn on the upper or lower sleeves by The Citadel tailor.
- c. Gold academic stars.
 - i. If authorized, one 3/4 inch five pointed gold star will be worn on each side of the collar, centered in the middle of the collar band, one inch back from the front edge of the collar.
- d. Dean's List badge.
 - i. When worn alone, the Dean's List badge will be centered on the wearer's left chest with the top of the wreath 1/8th of an inch below the second black like from the top. The Dean's List badge takes precedence when worn with other badges. It is placed to the wearer's right of these badges.
- e. R.O.T.C contract/ scholarship badge.
- f. R.O.T.C. distinguished cadet badge.
- g. U.S. Military branch insignia (for seniors who have been assigned branch designations).
- h. Foreign Military contract or scholarship badge.
- i. RECONDO badge.
- j. Special skill identifier badges (basic parachutist, rigger, air assault, etc).
- k. Drill Master Badge
- l. Scales of Justice Badge



Gold Stars centered in the middle middle of the collar band, one inch back from the end of the collar

Branch insignia (1st class cadets-final Semester) centered 1/8 in above 2nd Black line (or DMS)

DMS, DNS, DAFS, DM badges centered Between buttons and 1/8 in above 2nd black line

Drill Master Badge worn in between 4th And 5th black striping on wearers right side

Badges are centered and 1/8th inch above 2nd black line from the top. 1/8th inch between badges. Max of three badges

Medals worn 1/8th of an inch below the second black line from The top


If worn, Deans List badge will be placed to the wearer's right

Insignia and Accouterments
Full Dress Blouse



White belt rests on top of buttons

White belt covers bottom three buttons on full dress blouse





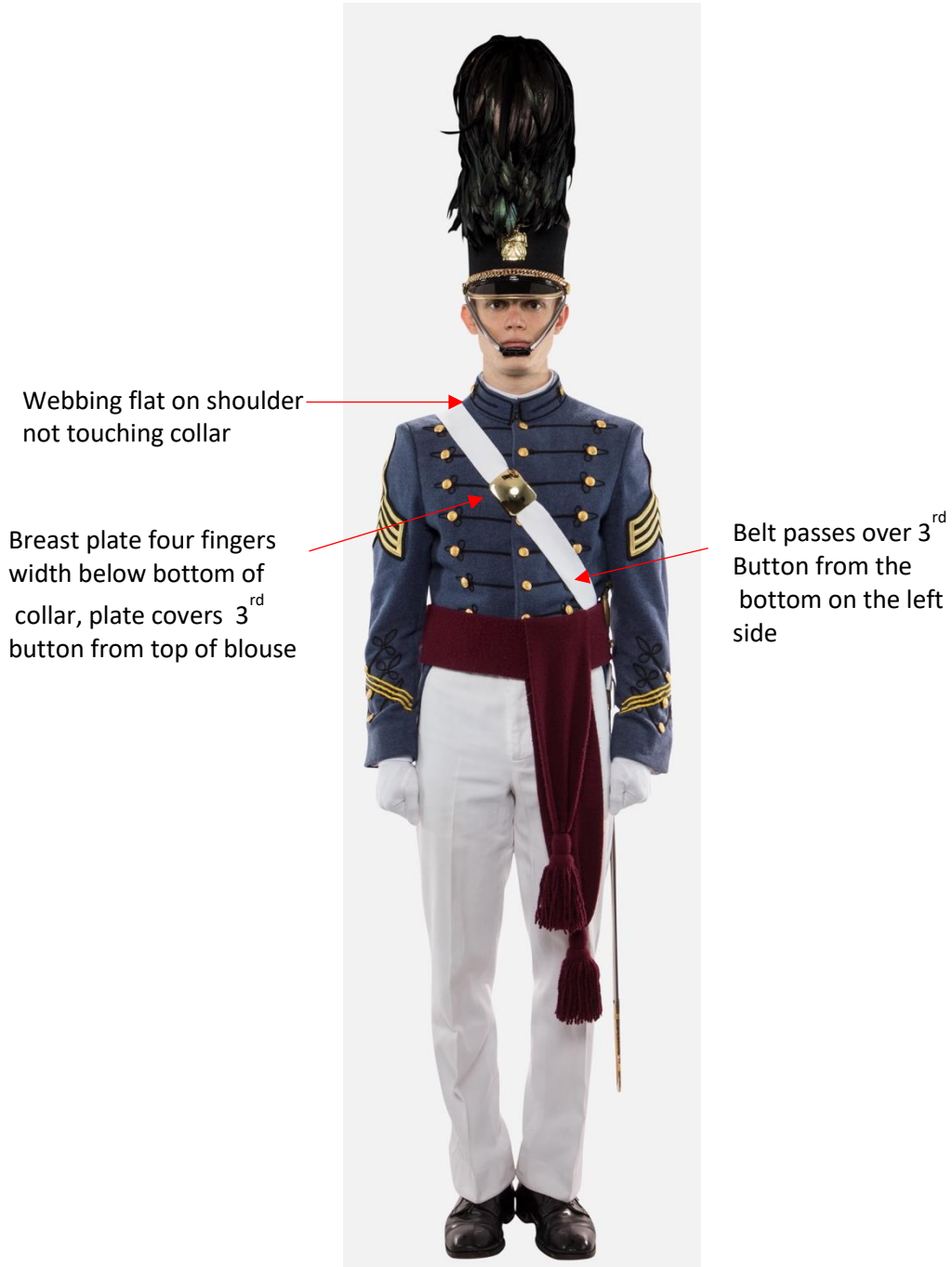
Full Dress Salt and Pepper with Sash



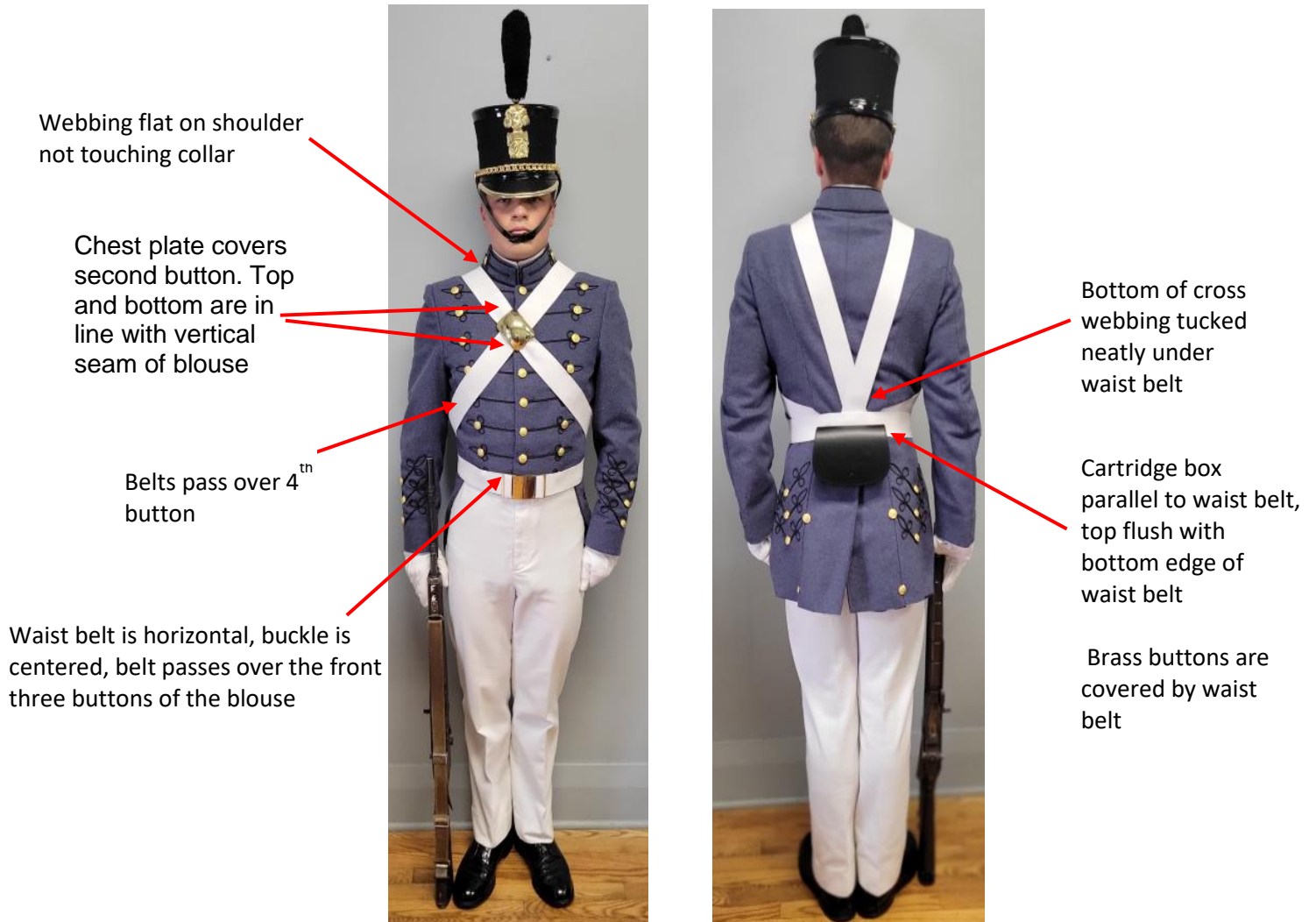
Gold Rank Insignia and Class Stripes



Full Dress Salt and Pepper with Sash and Ankle Length White Skirt



Under Arms Sword, Full Dress



Full Dress Gray Under Arms

This Page intentionally left blank