

FREE **DMV** TEST

U.S. Road Signs

Downloadable work sheet to help you study American road signs for your driver license test.










What do the signs mean? Mark the correct checkbox below.

		
<input type="checkbox"/> Library <input type="checkbox"/> School crossing <input type="checkbox"/> Children playground <input type="checkbox"/> Pedestrian sidewalk	<input type="checkbox"/> Low bridge / underpass <input type="checkbox"/> Narrow lanes <input type="checkbox"/> Limited vehicle length <input type="checkbox"/> Reversible traffic lane	<input type="checkbox"/> Steep hill <input type="checkbox"/> Truck parking <input type="checkbox"/> Trucks entering highway <input type="checkbox"/> Reserved truck lane
		
<input type="checkbox"/> Highway ramp ahead <input type="checkbox"/> Traffic signal ahead <input type="checkbox"/> Single traffic lane ahead <input type="checkbox"/> Stop ahead	<input type="checkbox"/> Merging traffic <input type="checkbox"/> Added lane <input type="checkbox"/> Divided highway begins <input type="checkbox"/> Two-way traffic	<input type="checkbox"/> Crossroad <input type="checkbox"/> Church <input type="checkbox"/> Hospital <input type="checkbox"/> One-way traffic
		
<input type="checkbox"/> No turns <input type="checkbox"/> Wrong way <input type="checkbox"/> No right turn <input type="checkbox"/> No turn on red	<input type="checkbox"/> End of no-passing zone <input type="checkbox"/> School zone begins <input type="checkbox"/> Railroad crossing ahead <input type="checkbox"/> Two-way traffic	<input type="checkbox"/> No passenger vehicles <input type="checkbox"/> No passing <input type="checkbox"/> No parking <input type="checkbox"/> End of passing zone

FREE **DMV** TEST

U.S. Road Signs

What do the signs mean? Mark the correct checkbox

		
<p>This lane is used for:</p> <ul style="list-style-type: none"> <input type="checkbox"/> Left turns only <input type="checkbox"/> Left and right turns <input type="checkbox"/> Reversible traffic <input type="checkbox"/> Carpooling 	<p>You should expect:</p> <ul style="list-style-type: none"> <input type="checkbox"/> A winding highway <input type="checkbox"/> A slippery pavement <input type="checkbox"/> Two sharp turns <input type="checkbox"/> A detour 	<p>You may proceed in this direction:</p> <ul style="list-style-type: none"> <input type="checkbox"/> If keeping left <input type="checkbox"/> If using the shoulder <input type="checkbox"/> If driving slowly <input type="checkbox"/> Under no circumstances
		
<ul style="list-style-type: none"> <input type="checkbox"/> Merge right <input type="checkbox"/> Right turns only <input type="checkbox"/> Keep right <input type="checkbox"/> Added lane 	<ul style="list-style-type: none"> <input type="checkbox"/> Low underpass <input type="checkbox"/> Narrow bridge <input type="checkbox"/> One lane bridge <input type="checkbox"/> Bicycle crossing 	<ul style="list-style-type: none"> <input type="checkbox"/> Sharp turn <input type="checkbox"/> Reduction of lanes <input type="checkbox"/> Two-way traffic <input type="checkbox"/> Side road on right
		
<p>This sign means:</p> <ul style="list-style-type: none"> <input type="checkbox"/> Work zone ahead <input type="checkbox"/> Shoulder drop-off <input type="checkbox"/> Wrong way <input type="checkbox"/> Pavement changes 	<p>Traffic in right lane:</p> <ul style="list-style-type: none"> <input type="checkbox"/> Can go left or straight <input type="checkbox"/> Must turn left <input type="checkbox"/> Can go right or straight <input type="checkbox"/> Must go straight 	<p>You should:</p> <ul style="list-style-type: none"> <input type="checkbox"/> Be prepared to stop <input type="checkbox"/> Expect a traffic signal <input type="checkbox"/> Keep left <input type="checkbox"/> Stop immediately