



Military Ranks and Insignia

Army Enlisted and NCO (E2-E9)



Army Warrant Officers (W1-W5)



Army Officers (O1-O10)



Navy ranks are referred to as Rates

Navy and Coast Guard Enlisted and NCO (E1-E9)




Navy and Coast Guard Warrant Officers (W1-W2)

Warrant officers wear different insignia on the collar and shoulder




Navy and Coast Guard Officers (O1-O10)

Officers wear different insignia on the collar, shoulder, and sleeves



Marine Enlisted and NCO (E2-E9)
















Marine Warrant Officers (W1-W2)



Marine Officers (O1-O10)

									
O1 2nd Lieutenant	O2 1st Lieutenant	O3 Captain	O4 Major	O5 Lieutenant Colonel	O6 Colonel	O7 Brigadier General	O8 Major General	O9 Lieutenant General	O10 General

Air Force Enlisted and NCO (E2-E9)

												
E2 Airman	E3 Airman 1st Class	E4 Senior Airman	E5 Staff Sergeant	E6 Technical Sergeant	E7 Master Sergeant	E7 First Sergeant	E8 Senior Master Sergeant	E8 First Sergeant	E9 Chief Master Sergeant	E9 First Sergeant	E9 Command Chief Master Sergeant	E9 Chief Master Sergeant of the Air Force

No Air Force Warrant Officers

Air Force Officers (O1-O10)

									
O1 2nd Lieutenant	O2 1st Lieutenant	O3 Captain	O4 Major	O5 Lieutenant Colonel	O6 Colonel	O7 Brigadier General	O8 Major General	O9 Lieutenant General	O10 General

Commander in Chief, President of the United States

Department of Defense				Homeland Security*					
Army Active: 546,057 Reserve† 651,098 Army National Guard 362,000	  	Navy Active: 314,339 Reserve 102,349	 	Air Force Active: 328,812 Reserve‡ 97,087 Air National Guard‡ 106,900	  	Marines Active: 198,820 Reserve 218,350	 	Coast Guard Active: 43,327 Reserve 9,737	 

Sources: U.S. Department of Defense, Statistical Information Analysis Division.

Military Reserve Personnel: 1995 to 2010, National Security and Veterans Affairs, Statistical Abstract of the United States, 2012, U.S. Census Bureau.

Living Veterans (2010)	WWII	Korean Conflict	Vietnam	Gulf-present	Peacetime
Total: 22.6 million	1,981,000§	2,448,000	7,526,000	5,737,000	5,792,000

Source: Veterans Living by Period of Service, Age, and Sex; 2010, National Security and Veterans Affairs, Statistical Abstract of the United States, 2012, U.S. Census Bureau.

* The Coast Guard is under the Department of Homeland Security during peacetime. During times of war, command is transferred to the Navy.

† Reserve refers to ready reserves; stand-by and retired reserves not included.

‡ During peacetime, state governors oversee the National Guard. The President may activate the National Guard to participate in federal missions. The Air National Guard provides tactical airlift, air refueling tankers, general purpose fighters, rescue and recovery, weather flights, strategic airlift, special operations capabilities, and medical evacuation units. The Army National Guard may be called into action during local or statewide emergencies, such as storms and civil disturbances.

§ Data based on the 2010 census. The number of WWII veterans is quickly dwindling. Most are in their 80s and the VA estimates 600–1,000 die every day, making the number of living veterans in 2012 about 1.2 million.