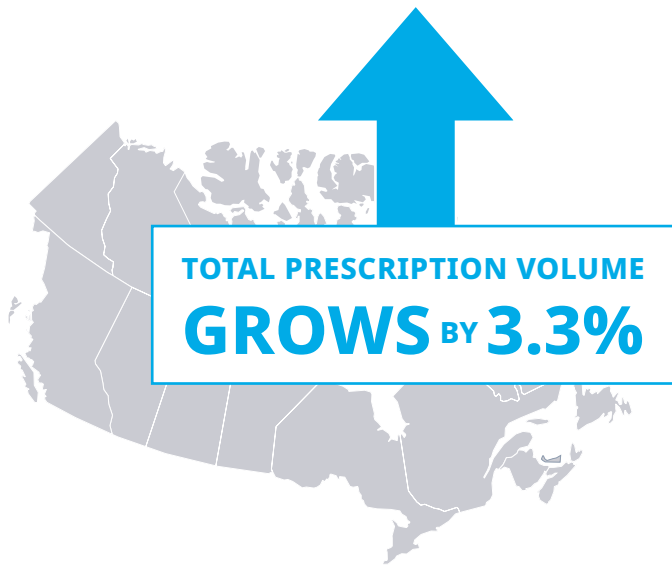


# 2022 Canadian Pharmaceutical Market Highlights



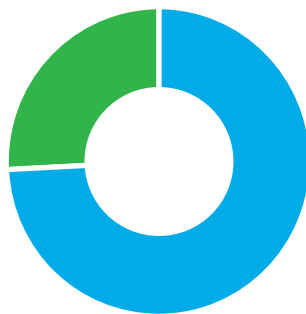
Source: IQVIA. Canadian CompuScript. MAT December 2022

## RETAIL PHARMACIES DISPENSED

**798.8**   
MILLION PRESCRIPTIONS

**GENERICS SHARE**  
= 74.3% OF  
THE MARKET,  
UP 0.8%

**BRAND SHARE**  
= 25.7% OF  
THE MARKET,  
DOWN 0.8%



Source: IQVIA. Canadian CompuScript. MAT December 2022

## TOP 10 MOLECULES BY TOTAL ETHICAL PRESCRIPTIONS, 2022

RANK	PRODUCT	% CHANGE OVER 2021
1	ROSUVASTATIN	+6.4
2	PANTOPRAZOLE	+3.7
3	LEVOTHYROXINE	-0.1
4	AMLODIPINE	+3.6
5	ATORVASTATIN	+2.5
6	CHOLECALCIFEROL	+4.6
7	METHADONE	-6.6
8	METFORMIN	+3.7
9	ACETYLSALICYLIC ACID	-0.8
10	QUETIAPINE	+1.0

Source: IQVIA. Canadian CompuScript. MAT December 2022

# 2022 Canadian Pharmaceutical Market Highlights

**COMBINED RETAIL AND HOSPITAL PURCHASES = \$38.7 BILLION UP 9.2%**



**BRAND GROWTH (+8.6%) GENERICS GROWTH (+11.4%)**

Source: IQVIA. Canadian Drugstore and Hospital Audit. MAT December 2022

## LEADING THERAPEUTIC CLASSES IN RETAIL AND HOSPITAL PURCHASES, 2022

RANK	THERAPEUTIC CLASS	TOTAL PURCHASES (\$ MILLIONS)	% CHANGE OVER 2021
1	ONCOLOGY	5,673	+17.3%
2	ANTIARTHRITICS	3,457	-0.6%
3	DIABETES THERAPY	3,393	+20.6%
4	IMMUNOLOGIC AGENTS	2,887	+16.4%
5	PSYCHOTHERAPEUTICS	2,813	+9.1%
6	RESPIRATORY THERAPY	1,836	+8.1%
7	CARDIOVASCULARS	1,529	+4.9%
8	OPHTHALMICS	1,498	+4.2%
9	NEUROLOGICAL DISORDERS	1,452	+6.2%
10	ANTI-VIRALS	1,448	+9.7%

Source: IQVIA. Canadian Drugstore and Hospital Audit. MAT Dec 2022 DM

## RETAIL PHARMACY CHANNELS

CHAINS & BANNERS:

**7,812**

FOOD/MASS MERCHANDISERS:

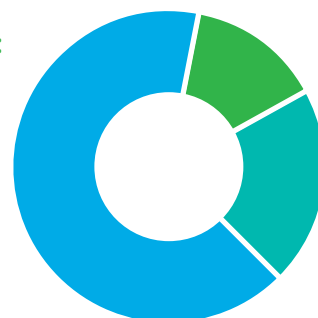
**1,664**

INDEPENDENTS:

**2,439**

2022 TOTAL:

**11,915**



Source: IQVIA Territorial Sales Analysis outlet count MAT Dec 2022 DM