

# A Digital Workbook for Beginning ESOL



# A Digital Workbook for Beginning ESOL

*Three levels of interactive grammar and reading  
activities for beginning and intermediate students of  
ESOL*

*ERIC DODSON, DAVIDA JORDAN, AND  
TIMOTHY KRAUSE*

PORTLAND COMMUNITY COLLEGE  
PORTLAND, OREGON



A Digital Workbook for Beginning ESOL by Eric Dodson, Davida Jordan, and Tim Krause is licensed under a [Creative Commons Attribution 4.0 International License](https://creativecommons.org/licenses/by/4.0/), except where otherwise noted.

# Contents

<a href="#">Introduction</a>	1
 <a href="#"><u>Grammar - Beginning Videos and Exercises</u></a>	
<a href="#">Greetings</a>	5
<a href="#">Alphabet</a>	10
<a href="#">Counting</a>	15
<a href="#">Be and Subject Pronouns</a>	20
<a href="#">Be and Questions</a>	24
<a href="#">Have</a>	28
<a href="#">Have - Questions and Colors</a>	32
<a href="#">Time and Dates</a>	37
<a href="#">Daily Routine</a>	42
<a href="#">Weather</a>	46
 <a href="#"><u>Grammar - High Beginning Videos and Exercises</u></a>	
<a href="#">Greeting a Stranger</a>	53
<a href="#">Ordinal Numbers</a>	58
<a href="#">Vowels, Consonants, Nouns, and Articles</a>	61
<a href="#">Possessive Adjectives and Pronouns</a>	66
<a href="#">Verb Be, Making Questions</a>	71
<a href="#">Questions with Do and Does</a>	76

<a href="#">Questions with Be Verb and Have</a>	81
<a href="#">This/That and Calendar Vocabulary</a>	85
<a href="#">Prepositions of Place and Time</a>	90
<a href="#">Articles and Nouns</a>	95
<a href="#">Grammar - Intermediate Videos and Exercises</a>	
<a href="#">Pronouns, Adjectives, and Greetings</a>	103
<a href="#">Present Tenses and Parts of Speech</a>	108
<a href="#">Simple Past and Future with Be Verb</a>	113
<a href="#">Negative Sentences and Questions</a>	118
<a href="#">Verb Patterns</a>	123
<a href="#">Articles - Indefinite and Definite</a>	127
<a href="#">Quantity</a>	132
<a href="#">Some and Any</a>	137
<a href="#">Prepositions of Time</a>	142
<a href="#">Comparative Adjectives</a>	149
<a href="#">Readers</a>	
<a href="#">Overview for Teachers</a>	157
<a href="#">Screencasts: How to use the Digital Workbook</a>	160
<a href="#">Frequently Asked Questions for Teachers</a>	169
<a href="#">Outside Tools and Resources</a>	175
<a href="#">Workbook formats</a>	182

# Introduction

PCC OER: A Digital Workbook for Beginning ESOL is digital content created for beginning and intermediate students learning English as a second language.

Video grammar lessons were gathered from popular YouTube teachers, and self-correcting exercises were created to extend learning. There are ten units grouped in three different levels:

- [Beginning](#)
- [High Beginning](#)
- [Intermediate](#)

Three original readers with self-correcting vocabulary and comprehension exercises accompany these materials:

- [Home and School – Beginning](#)
- [Portland People and Places – High Beginning](#)
- [Seven Wonders of Oregon – Intermediate](#)

All efforts have been made to make this book as accessible as possible to all learners.

Read more [here](#) about how and why this book was made.

This book originated in Portland Community College’s PCC ESOL 23 curriculum, which is a language lab course for students in Levels 1, 2, and 3. These materials can be used by teachers or students as-is or edited.





# GRAMMAR - BEGINNING VIDEOS AND EXERCISES

1. [Greetings](#)
2. [Alphabet](#)
3. [Counting](#)
4. [Be and Subject Pronouns](#)
5. [Be and Questions](#)
6. [Have](#)
7. [Have – Questions and Colors](#)
8. [Time and Dates](#)
9. [Daily Routine](#)
10. [Weather](#)



# Greetings

**Greetings – Watch the videos and complete the exercises.**



A YouTube element has been excluded from this version of the text. You can view it online here:

<https://openoregon.pressbooks.pub/esol23/?p=441>



A YouTube element has been excluded from this version of the text. You can view it online here:

<https://openoregon.pressbooks.pub/esol23/?p=441>

## Exercise 1: Greetings

Read and complete the conversations below. Type words in the blank boxes.



*An interactive or media element has been excluded from this version of the text. You can view it online here:*

<https://openoregon.pressbooks.pub/esol23/?p=441>

## Exercise 2: Greetings

Click on the eight pictures and words below. Four pictures match four words. Find the pairs.



*An interactive or media element has been excluded from this version of the text. You can view it online here:*

<https://openoregon.pressbooks.pub/esol23/?p=441>

## Exercise 3: Greetings Extra

Read and complete the conversations below. Type words in the blank boxes.



*An interactive or media element has been excluded from this version of the text. You can view it online here:*

<https://openoregon.pressbooks.pub/esol23/?p=441>

## Greetings Useful Expressions Flip Cards

Use the cards below to study the words: read, repeat, write, say, listen. Listen to the words and read the words. This exercise does not work well with screen readers.



*An interactive or media element has been excluded from this version of the text. You can view it online here:*

<https://openoregon.pressbooks.pub/esol23/?p=441>

# Alphabet

**Alphabet – Watch the videos and complete the exercises.**



A YouTube element has been excluded from this version of the text. You can view it online here:

<https://openoregon.pressbooks.pub/esol23/?p=442>





A YouTube element has been excluded from this version of the text. You can view it online here:

<https://openoregon.pressbooks.pub/esol23/?p=442>

## Exercise 1: Alphabet Exercise

Put the upper case letters of the alphabet in order.  
Drag the letters to the correct drop zone boxes below.



An interactive or media element has been excluded from this version of the text. You can view it online here:

<https://openoregon.pressbooks.pub/esol23/?p=442>

## Exercise 2: Alphabet Exercise

Put the lower case letters of the alphabet in alphabetical order. Drag the letters to the correct drop zone boxes below.



An interactive or media element has been excluded from this version of the text. You can view it online here:

<https://openoregon.pressbooks.pub/esol23/?p=442>

### Exercise 3: Alphabet Exercise

Click on each of the sixteen squares below. Match the upper case letter with the lower case letter.



*An interactive or media element has been excluded from this version of the text. You can view it online here:*

<https://openoregon.pressbooks.pub/esol23/?p=442>

### Exercise 4: Alphabet Exercise

There are twenty-six names below. Put the names in alphabetical order. Drag and drop the names to the drop zone boxes below.




*An interactive or media element has been excluded from this version of the text. You can view it online here:*

<https://openoregon.pressbooks.pub/esol23/?p=442>

# Counting

**Counting – Watch the videos and complete the exercises.**



A YouTube element has been excluded from this version of the text. You can view it online here:

<https://openoregon.pressbooks.pub/esol23/?p=443>



A YouTube element has been excluded from this version of the text. You can view it online here:

<https://openoregon.pressbooks.pub/esol23/?p=443>

## Exercise 1: Numerical Order:

Put the following twenty numbers in numerical order. Number one and number twenty are already placed. Drag the other numbers to the drop zone boxes below.



*An interactive or media element has been excluded from this version of the text. You can view it online here:*

<https://openoregon.pressbooks.pub/esol23/?p=443>

## Exercise 2: Numerical Order

Drag the words to the correct drop zone boxes. Put number words in the correct numerical order.



*An interactive or media element has been excluded from this version of the text. You can view it online here:*

<https://openoregon.pressbooks.pub/esol23/?p=443>

### Exercise 3: Numbers and Words

Click on each of the twenty-two squares below. Match the numbers with the word for the number. Make a pair.



*An interactive or media element has been excluded from this version of the text. You can view it online here:*

<https://openoregon.pressbooks.pub/esol23/?p=443>

### Exercise 4: Numbers, Words, and Pictures

Click on each of the twenty-two squares below. Match the numbers with the word for the number. Make a pair.






*An interactive or media element has been excluded from this version of the text. You can view it online here:*

<https://openoregon.pressbooks.pub/esol23/?p=443>

# Be and Subject Pronouns

**Subject Pronouns – Watch the video and complete the exercises**



A YouTube element has been excluded from this version of the text. You can view it online here:

<https://openoregon.pressbooks.pub/esol23/?p=444>

## Exercise 1: Be Verb

Read the following sentences. Type the correct form of the “Be” verb in the blank boxes.



*An interactive or media element has been excluded from this version of the text. You can view it online here:*

<https://openoregon.pressbooks.pub/esol23/?p=444>

## Exercise 2: Subject Pronouns

Click on the fourteen squares below. Find the picture and the subject pronoun that match.



An interactive or media element has been excluded from this version of the text. You can view it online here:

<https://openoregon.pressbooks.pub/esol23/?p=444>

## Exercise 3: Be and Subject Pronoun

Read the sentences. Click on one of the three words in the brackets to complete the sentence. Click the check button.



An interactive or media element has been excluded from this version of the text. You can view it online here:

<https://openoregon.pressbooks.pub/esol23/?p=444>

## Exercise 4: Pronoun and Be Verb Form

Choose the correct form of the verb for each pronoun. Click on one of the three choices in the brackets following the pronoun. Click the check button.



An interactive or media element has been excluded from this version of the text. You can view it online here:

<https://openoregon.pressbooks.pub/esol23/?p=444>

# Be and Questions

**Be and Questions – Watch the video and complete the exercises.**



A YouTube element has been excluded from this version of the text. You can view it online here:

<https://openoregon.pressbooks.pub/esol23/?p=445>

## Exercise 1: Be Verb Questions

Click on one of the three words in brackets to complete the question. Click the check button.



An interactive or media element has been excluded from this version of the text. You can view it online here:

<https://openoregon.pressbooks.pub/esol23/?p=445>

## Exercise 2: Be Questions and Answers

Read the questions below. Answer the questions. Drag best answer to the drop zone boxes following each question.



An interactive or media element has been excluded from this version of the text. You can view it online here:

<https://openoregon.pressbooks.pub/esol23/?p=445>



An interactive or media element has been excluded from this version of the text. You can view it online here:

<https://openoregon.pressbooks.pub/esol23/?p=445>

## Exercise 3: Be Negative Questions and Answers

Read the questions below. Drag the answers to the drop zone boxes following the questions.





An interactive or media element has been excluded from this version of the text. You can view it online here:

<https://openoregon.pressbooks.pub/esol23/?p=445>

## Exercise 4: Be Verb Forms

Read the sentences. Drag the correct word to the drop zone boxes to complete the sentences.



An interactive or media element has been excluded from this version of the text. You can view it online here:

<https://openoregon.pressbooks.pub/esol23/?p=445>

# Have

**Have – Watch the video and complete the exercises.**



A YouTube element has been excluded from this version of the text. You can view it online here:

<https://openoregon.pressbooks.pub/esol23/?p=446>

## Exercise 1: To Have – Verb

Complete the sentences. Type words in the boxes to complete each sentence.



An interactive or media element has been excluded from this version of the text. You can view it online here:

<https://openoregon.pressbooks.pub/esol23/?p=446>

## Exercise 2: To Have – Negative

Type “don’t have” or “doesn’t have” in the blank boxes below to complete the following sentences.



An interactive or media element has been excluded from this version of the text. You can view it online here:

<https://openoregon.pressbooks.pub/esol23/?p=446>

## Exercise 3: Have – Practice

Read the sentences. Click on one of the words between the brackets to complete the sentence. Click the check button.



An interactive or media element has been excluded from this version of the text. You can view it online here:

<https://openoregon.pressbooks.pub/esol23/?p=446>

## Exercise 4: Have and Have Not

Type the correct forms of “have” or “do” in the blank boxes below.




*An interactive or media element has been excluded from this version of the text. You can view it online here:*

<https://openoregon.pressbooks.pub/esol23/?p=446>

# Have - Questions and Colors

**Have with Questions and Colors - Watch the videos and complete the exercises.**



*A YouTube element has been excluded from this version of the text. You can view it online here:*

<https://openoregon.pressbooks.pub/esol23/?p=447>



A YouTube element has been excluded from this version of the text. You can view it online here:

<https://openoregon.pressbooks.pub/esol23/?p=447>

## Exercise 1: To Have Questions and Answers

Answer the questions below. Drag the answers to the drop zone boxes following each question.



*An interactive or media element has been excluded from this version of the text. You can view it online here:*

<https://openoregon.pressbooks.pub/esol23/?p=447>

## Exercise 2: Colors

Click on the eighteen squares below. Match the picture and the word.



*An interactive or media element has been excluded from this version of the text. You can view it online here:*

<https://openoregon.pressbooks.pub/esol23/?p=447>



### Exercise 3: To be, To have, Colors

Read the following story. Type a form of “be”, “have”, or a “color word” for each blank box in the story.



*An interactive or media element has been excluded from this version of the text. You can view it online here:*

<https://openoregon.pressbooks.pub/esol23/?p=447>

### Exercise 4: Review

Read the story. Type the correct form of “be” or “have” in the blank boxes.



*An interactive or media element has been excluded from this version of the text. You can view it online here:*

<https://openoregon.pressbooks.pub/esol23/?p=447>

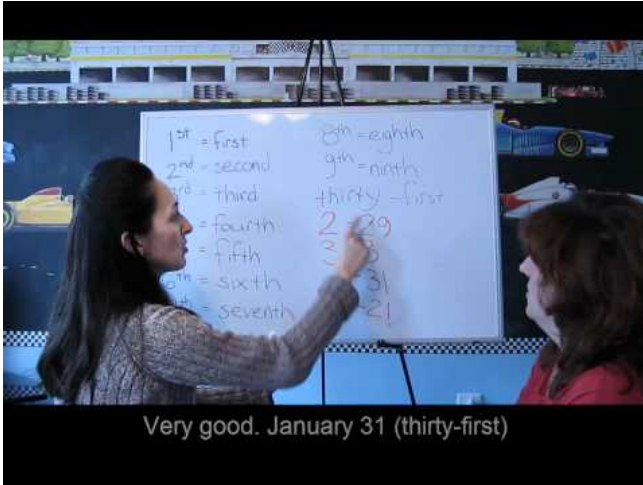
# Time and Dates

**Time and Dates – Watch the videos and complete the exercises.**



A YouTube element has been excluded from this version of the text. You can view it online here:

<https://openoregon.pressbooks.pub/esol23/?p=448>



A YouTube element has been excluded from this version of the text. You can view it online here:

<https://openoregon.pressbooks.pub/esol23/?p=448>

## Exercise 1: Time and Dates Matching

Click on the twenty-six squares below. Match the numerical time or date with the image on a clock or calendar.



*An interactive or media element has been excluded from this version of the text. You can view it online here:*

<https://openoregon.pressbooks.pub/esol23/?p=448>

## **Exercise 2: Order – Days of the Week and Months**

Drag the days of the week and the months of the year into correct order. Drag them to the correct drop zone boxes.



*An interactive or media element has been excluded from this version of the text. You*

can view it online here:

<https://openoregon.pressbooks.pub/esol23/?p=448>

## Exercise 3: Time and Date, Questions and Answers

Read the questions. Drag the best answer for each question to the drop zone box next to the question.



*An interactive or media element has been excluded from this version of the text. You*

*can view it online here:*

<https://openoregon.pressbooks.pub/esol23/?p=448>

## Exercise 4: Time Vocabulary – Classification

Put the draggable words next to the best classification.  
For example: 10:30 is a time, not a year. Drag the word  
“time” to the drop zone box next to 10:30.

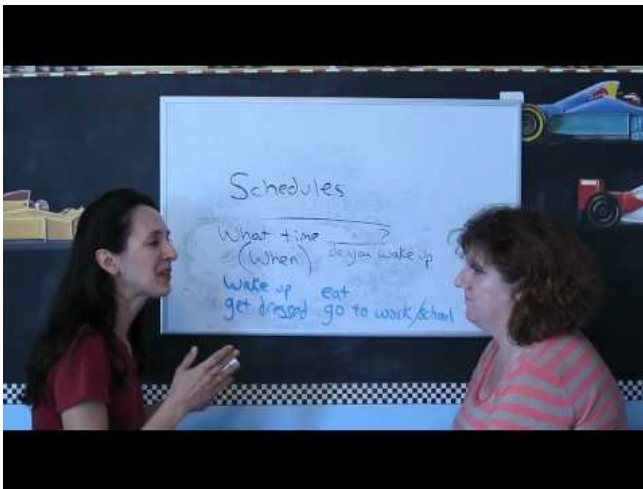


*An interactive or media element has been  
excluded from this version of the text. You  
can view it online here:*

<https://openoregon.pressbooks.pub/esol23/?p=448>

# Daily Routine

**Daily Routine – Watch the video and complete the exercises.**



A YouTube element has been excluded from this version of the text. You can view it online here:

<https://openoregon.pressbooks.pub/esol23/?p=449>



## Exercise 1: Daily Routine Phrases

There are sixteen boxes below with pictures and words for daily routines. Click on the boxes and find the pictures that match the words.



An interactive or media element has been excluded from this version of the text. You can view it online here:

<https://openoregon.pressbooks.pub/esol23/?p=449>

## Exercise 2: Daily Routine Question and Answer

Match the question with the correct answer. Drag the answer to the drop zone box next to each question.



*An interactive or media element has been excluded from this version of the text. You can view it online here:*

<https://openoregon.pressbooks.pub/esol23/?p=449>

## Exercise 3: Jennifer's Daily Routine

Read Jennifer's daily activities and put the activities in time order. Drag the words to the drop zone boxes.



*An interactive or media element has been excluded from this version of the text. You can view it online here:*

<https://openoregon.pressbooks.pub/esol23/?p=449>

## Exercise 4: Daily Routine Extra

Read the questions and answers. Drag the correct answer to the drop zone boxes next to each question.



*An interactive or media element has been excluded from this version of the text. You can view it online here:*

<https://openoregon.pressbooks.pub/esol23/?p=449>

# Weather

**Weather – Watch the videos and complete the exercises.**



A YouTube element has been excluded from this version of the text. You can view it online here:

<https://openoregon.pressbooks.pub/esol23/?p=450>

## Exercise 1: Weather Statements

Sixteen squares below show eight pictures of weather and eight words about weather. Click on the squares. Match the picture and the word.



An interactive or media element has been excluded from this version of the text. You can view it online here:

<https://openoregon.pressbooks.pub/esol23/?p=450>

## Exercise 2: Weather Dialog

Read the conversation below. Drag the words to the correct drop zone boxes to complete the conversation.



An interactive or media element has been excluded from this version of the text. You can view it online here:

<https://openoregon.pressbooks.pub/esol23/?p=450>

## Exercise 3: Weather Questions and Answers

Read the conversation below. Drag the words to the correct drop zone boxes to complete the conversation.



An interactive or media element has been excluded from this version of the text. You can view it online here:

<https://openoregon.pressbooks.pub/esol23/?p=450>

## Exercise 4: Weather Extra

Read the conversation below. Drag the words to the correct drop zone box to complete the conversation.



*An interactive or media element has been excluded from this version of the text. You can view it online here:*

<https://openoregon.pressbooks.pub/esol23/?p=450>





# GRAMMAR - HIGH BEGINNING VIDEOS AND EXERCISES

1. [Greeting a Stranger](#)
2. [Ordinal Numbers](#)
3. [Vowels, Consonants, Nouns, and Articles](#)
4. [Possessive Adjectives and Pronouns](#)
5. [Verb Be, Making Questions](#)
6. [Questions with Do and Does](#)
7. [Questions with Be Verb and Have](#)
8. [This/That and Calendar Vocabulary](#)
9. [Prepositions of Place and Time](#)
10. [Articles and Nouns](#)



# Greeting a Stranger

**Greeting a Stranger – Watch the videos and complete the exercises below.**



*A YouTube element has been excluded from this version of the text. You can view it online here:*

<https://openoregon.pressbooks.pub/esol23/?p=453>



A YouTube element has been excluded from this version of the text. You can view it online here:

<https://openoregon.pressbooks.pub/esol23/?p=453>

## Exercise 1: Greeting a Stranger

Drag the words and phrases to the drop zone boxes following the sentences. Click the “next” arrow. There are five questions in this series.



An interactive or media element has been excluded from this version of the text. You can view it online here:

<https://openoregon.pressbooks.pub/esol23/?p=453>

## Exercise 2: Greeting a Friend

Drag the words to the drop zone boxes to complete the conversations. Click the “next” arrow. There are four questions in this series.



An interactive or media element has been excluded from this version of the text. You can view it online here:

<https://openoregon.pressbooks.pub/esol23/?p=453>

### Exercise 3: Greetings General

Click on the eight cards below. Find the picture that matches the word.



*An interactive or media element has been excluded from this version of the text. You can view it online here:*

<https://openoregon.pressbooks.pub/esol23/?p=453>

### Exercise 4: Greetings Extra

Type words in the boxes to complete the conversation.



*An interactive or media element has been excluded from this version of the text. You can view it online here:*

<https://openoregon.pressbooks.pub/esol23/?p=453>

# Ordinal Numbers

**Ordinal Numbers – Watch the videos and complete the exercises below.**



A YouTube element has been excluded from this version of the text. You can view it online here:

<https://openoregon.pressbooks.pub/esol23/?p=455>



## Exercise 1: Ordinal Numbers 1

Match the numbers and the words. Drag the words to the drop zone boxes next to the number.



*An interactive or media element has been excluded from this version of the text. You can view it online here:*

<https://openoregon.pressbooks.pub/esol23/?p=455>

## Exercise 2: Ordinal Numbers 2

Put ten written words ordinal numbers in order. Drag the words to the drop zone boxes.



*An interactive or media element has been excluded from this version of the text. You can view it online here:*

<https://openoregon.pressbooks.pub/esol23/?p=455>

## Exercise 3: Ordinal Numbers 3

Read the number. Type the words in the blank boxes.

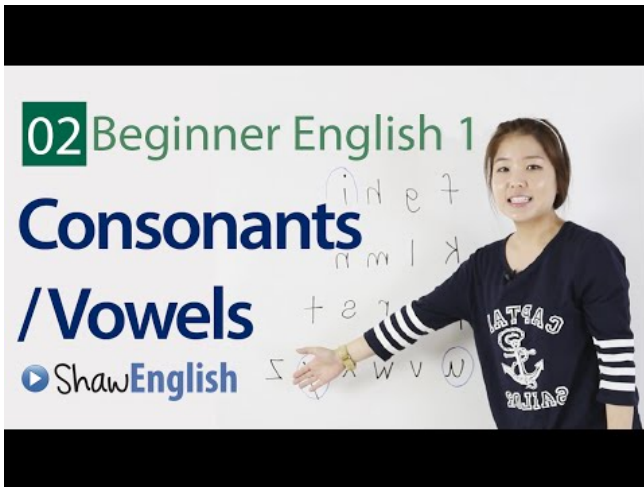


*An interactive or media element has been excluded  
from this version of the text. You can view it online here:*

<https://openoregon.pressbooks.pub/esol23/?p=455>

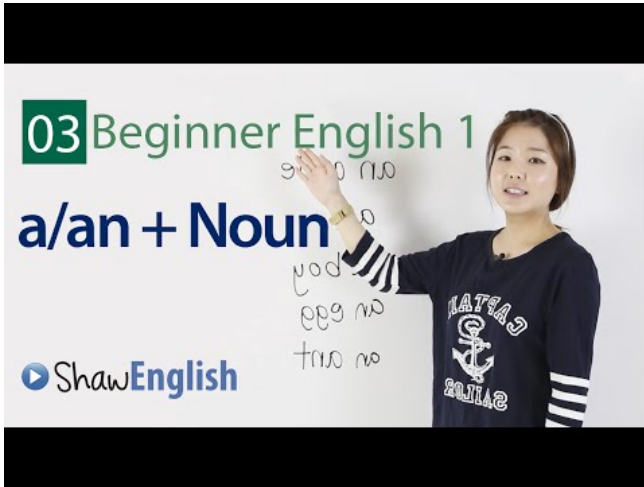
# Vowels, Consonants, Nouns, and Articles

**Vowels, Consonants, Nouns, and Articles – Watch the videos and complete the exercises**



A YouTube element has been excluded from this version of the text. You can view it online here:

<https://openoregon.pressbooks.pub/esol23/?p=454>



A YouTube element has been excluded from this version of the text. You can view it online here:

<https://openoregon.pressbooks.pub/esol23/?p=454>

## Exercise 1: Vowel or Consonant

Mark the following alphabet letters, vowels or consonants. Click on one of the words in brackets following each letter.



An interactive or media element has been excluded from this version of the text. You can view it online here:

<https://openoregon.pressbooks.pub/esol23/?p=454>

## Exercise 2: A or An

Type the correct article, “a” or “an,” in the blank box before each word.



An interactive or media element has been excluded from this version of the text. You can view it online here:

<https://openoregon.pressbooks.pub/esol23/?p=454>

### Exercise 3: Alphabetical Order

Drag the twenty-six letters of the alphabet to the drop zone boxes. Put the letters in correct alphabetical order.



*An interactive or media element has been excluded from this version of the text. You can view it online here:*

<https://openoregon.pressbooks.pub/esol23/?p=454>

### Exercise 4: Alphabetical Order Extra

There are twenty-six names listed. Put the names in alphabetical order. Drag the names to drop zone boxes.



*An interactive or media element has been excluded from this version of the text. You can view it online here:*

<https://openoregon.pressbooks.pub/esol23/?p=454>

# Possessive Adjectives and Pronouns

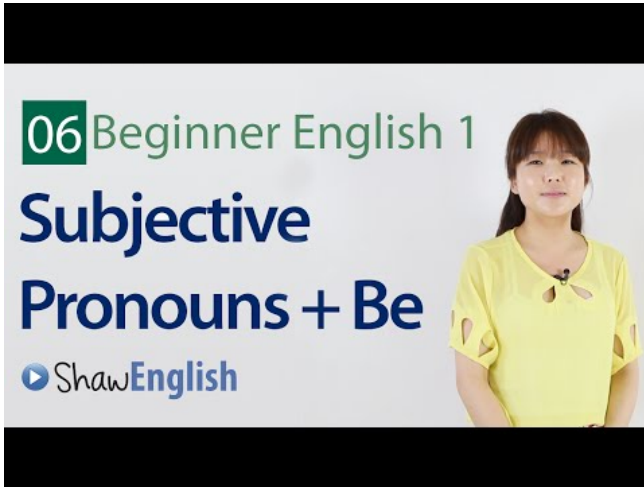
**Possessive Adjectives and Subjective Pronouns –  
Watch the videos and complete the exercises.**



A YouTube element has been excluded from this version of the text. You can view it online here:

<https://openoregon.pressbooks.pub/esol23/?p=456>





A YouTube element has been excluded from this version of the text. You can view it online here:

<https://openoregon.pressbooks.pub/esol23/?p=456>

## Exercise 1: Possessive Pronouns

Some of the sentences below have possessive pronouns missing. Drag the correct possessive pronouns to the drop zone boxes.



An interactive or media element has been excluded from this version of the text. You can view it online here:

<https://openoregon.pressbooks.pub/esol23/?p=456>

## Exercise 2: To-Be Verb

Read the questions and responses. Match the correct response with the question. Drag the responses to the drop zone boxes following the questions.



An interactive or media element has been excluded from this version of the text. You can view it online here:

<https://openoregon.pressbooks.pub/esol23/?p=456>

### Exercise 3: Pronouns, Contractions, To-Be Verb

There are two questions in this exercise. Exercise 1: Type contractions for each pronoun and form of “Be”. Click the check button. Click the next arrow to go to the second exercise. Exercise 2: Drag the correct work to the drop zone box.



*An interactive or media element has been excluded from this version of the text. You can view it online here:*

<https://openoregon.pressbooks.pub/esol23/?p=456>

### Exercise 4: To-Be Extra

Click one one of the three words between

brackets. Choose the correct form of “be” for each pronoun. Click the check button.

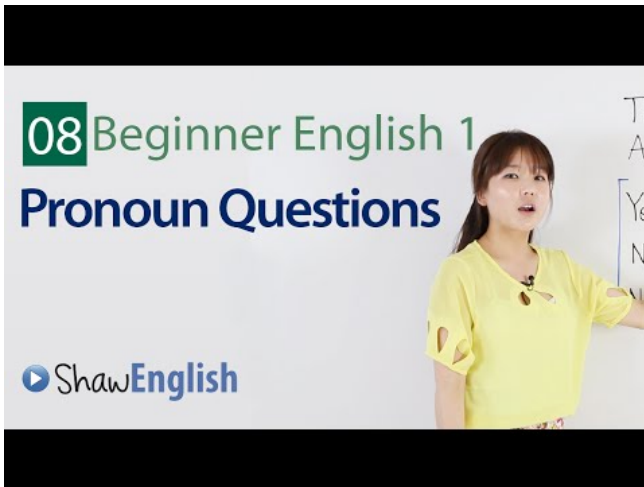


*An interactive or media element has been excluded from this version of the text. You can view it online here:*

<https://openoregon.pressbooks.pub/esol23/?p=456>

# Verb Be, Making Questions

**Verb Be and Making Questions – Watch the videos and complete the exercises.**



A YouTube element has been excluded from this version of the text. You can view it online here:

<https://openoregon.pressbooks.pub/esol23/?p=457>



A YouTube element has been excluded from this version of the text. You can view it online here:

<https://openoregon.pressbooks.pub/esol23/?p=457>

## Exercise 1: Making Questions

Turn the sentences into questions. Drag the words to the drop zone boxes to make a question.

Click the check button. Click the next arrow to continue.  
There are seven questions in this exercise.



*An interactive or media element has been excluded from this version of the text. You can view it online here:*

<https://openoregon.pressbooks.pub/esol23/?p=457>

## Exercise 2: To-Be Verb Questions

Choose the correct form of the “be” verb to make questions. Click on one of the three words between brackets. Complete all sentences and click the check button.



*An interactive or media element has been*

excluded from this version of the text. You can view it online here:

<https://openoregon.pressbooks.pub/esol23/?p=457>

## Exercise 3: Affirmative and Negative Answers

For each question make an affirmative and negative response. Drag words to the drop zone boxes. Click the next arrow to continue. There are six questions in this exercise.



An interactive or media element has been excluded from this version of the text. You



can view it online here:

<https://openoregon.pressbooks.pub/esol23/?p=457>

## Exercise 4: To-Be Extra

Drag words to the drop zone boxes to complete the sentences. Use the correct verb or pronoun to complete the sentence.

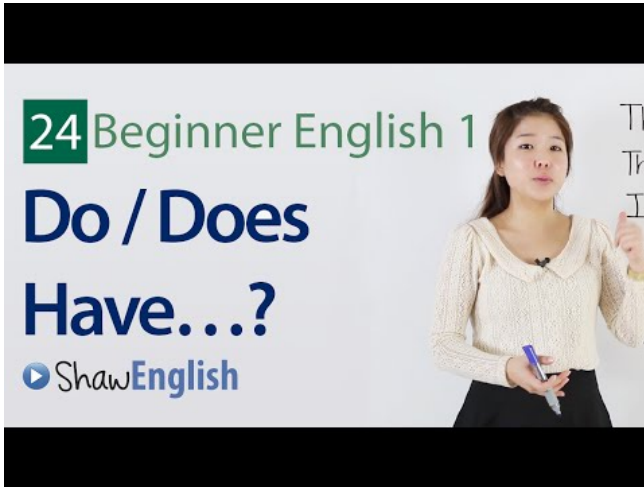


An interactive or media element has been excluded from this version of the text. You can view it online here:

<https://openoregon.pressbooks.pub/esol23/?p=457>

# Questions with Do and Does

**Questions with Do/Does – Watch the videos and complete the exercises.**



A YouTube element has been excluded from this version of the text. You can view it online here:

<https://openoregon.pressbooks.pub/esol23/?p=518>



A YouTube element has been excluded from this version of the text. You can view it online here:

<https://openoregon.pressbooks.pub/esol23/?p=518>

## Exercise 1: Have/Has Questions

Read the questions. Drag answers to drop zone boxes following each question.



*An interactive or media element has been excluded from this version of the text. You can view it online here:*

<https://openoregon.pressbooks.pub/esol23/?p=518>

## **Exercise 2: Have/Has Practice**

Read the story about a garden and a cat. Type the words “have” or “has” in blank boxes in the story.



*An interactive or media element has been excluded from this version of the text. You can view it online here:*

<https://openoregon.pressbooks.pub/esol23/?p=518>

### Exercise 3: Adjectives

Read the sentence. Click on the adjectives in the sentences. Click the check button.



*An interactive or media element has been excluded from this version of the text. You can view it online here:*

<https://openoregon.pressbooks.pub/esol23/?p=518>

### Exercise 4: To-Be, To-Have Review

Read the sentences. Type the correct forms of “be” or “have to complete the sentences in the blank boxes in the story.

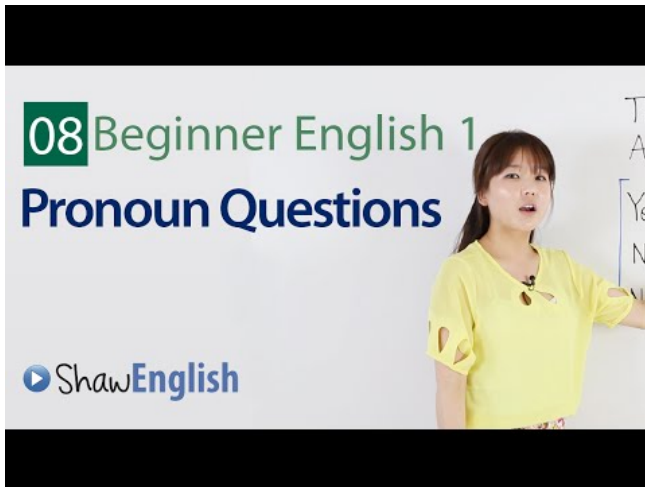


*An interactive or media element has been excluded from this version of the text. You can view it online here:*

<https://openoregon.pressbooks.pub/esol23/?p=518>

# Questions with Be Verb and Have

**Questions using Be and Have – Watch the videos and complete the exercises.**



A YouTube element has been excluded from this version of the text. You can view it online here:

<https://openoregon.pressbooks.pub/esol23/?p=514>



A YouTube element has been excluded from this version of the text. You can view it online here:

<https://openoregon.pressbooks.pub/esol23/?p=514>

## Exercise 1: Have and Has

Type the words in blank boxes. Type the correct form of the verb “have” for each pronoun.





*An interactive or media element has been excluded from this version of the text. You can view it online here:*

<https://openoregon.pressbooks.pub/esol23/?p=514>

## Exercise 2: Negative Have and Has

Read the sentences. Type the correct negative form of “have” in the blank boxes.



*An interactive or media element has been excluded from this version of the text. You can view it online here:*

<https://openoregon.pressbooks.pub/esol23/?p=514>

## Exercise 3: To Have Practice

Read the sentences and choose the correct word.  
Click on one of the words between brackets. Complete  
all sentences and click the check button.



An interactive or media element has been  
excluded from this version of the text. You  
can view it online here:

<https://openoregon.pressbooks.pub/esol23/?p=514>

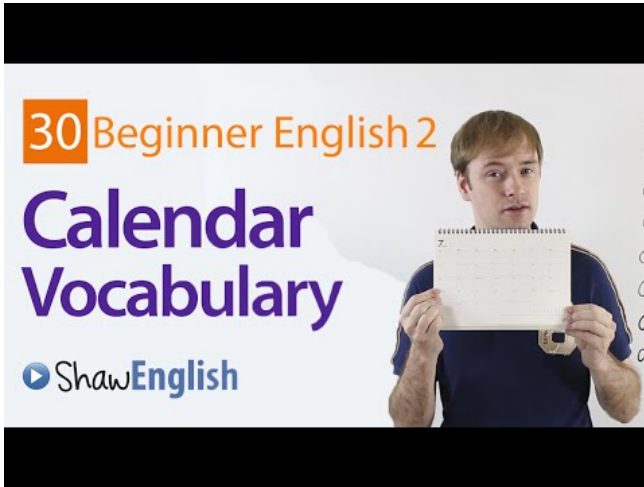
# This/That and Calendar Vocabulary

**This/That and Calendar Vocabulary – Watch the video and complete the exercises.**



A YouTube element has been excluded from this version of the text. You can view it online here:

<https://openoregon.pressbooks.pub/esol23/?p=520>



A YouTube element has been excluded from this version of the text. You can view it online here:

<https://openoregon.pressbooks.pub/esol23/?p=520>

## Exercise 1: This and That

Read the sentences. Choose the word “this” or “that” . Click on the word between the brackets. Click the check button.



An interactive or media element has been excluded from this version of the text. You can view it online here:

<https://openoregon.pressbooks.pub/esol23/?p=520>

## Exercise 2: These and Those

Read the sentences. Choose the word “these” or “those”. Click on the word between the brackets. Click the check button.



An interactive or media element has been excluded from this version of the text. You can view it online here:

<https://openoregon.pressbooks.pub/esol23/?p=520>

## Exercise 3: Calendar Vocabulary

This exercise has two questions. Question 1. Drag the word to the drop zone box to match the definition. Click the next arrow.  
Question 2. Type vocabulary words in the blanks.



*An interactive or media element has been excluded from this version of the text. You can view it online here:*

<https://openoregon.pressbooks.pub/esol23/?p=520>

## Exercise 4: Time Vocabulary

Match the vocabulary. For example, 7:30 is “time”.  
Drag matching words to the drop zone boxes.



*An interactive or media element has been excluded from this version of the text. You can view it online here:*

<https://openoregon.pressbooks.pub/esol23/?p=520>

# Prepositions of Place and Time

**Prepositions of Place and Time – Watch the videos and complete the exercises.**



*A YouTube element has been excluded from this version of the*



text. You can view it online here:

<https://openoregon.pressbooks.pub/esol23/?p=522>



A YouTube element has been excluded from this version of the text. You can view it online here:

<https://openoregon.pressbooks.pub/esol23/?p=522>

## Exercise 1: In, On, Under

This exercise has three questions. The first two exercises might be extra difficult with a screen reader.

**Question 1:** Drag pictures to the correct drop zones in the picture. There is a bookcase and three cats. Read the instructions. Drag the cats to the correct drop zone on the bookcase picture. The bookcase has three shelves, a top, and space under the third shelf. The cats are different colors. Click check, then click the next arrow to go to the next question.

**Question 2:** There are three drop zones: in, on, and under. Drag the pictures to the correct drop zone. The picture will not stay unless it is correct. Click check, then click the next arrow to go to the next question.

**Question 3:** Read the sentences. Type the correct preposition in the blank box.



An interactive or media element has been excluded from this version of the text. You can view it online here:

<https://openoregon.pressbooks.pub/esol23/?p=522>

## Exercise 2: Times of Day

Read the sentences. Type phrases for the time of day in the blank boxes.



An interactive or media element has been excluded from this version of the text. You can view it online here:

<https://openoregon.pressbooks.pub/esol23/?p=522>

## Exercise 3: Time and Date Questions and Answers

Read the questions. Drag the best answers to the drop zone boxes next to the questions.



An interactive or media element has been excluded from this version of the text. You can view it online here:

<https://openoregon.pressbooks.pub/esol23/?p=522>

## Exercise 4: Daily Routine Questions and Answers

Read the questions. Drag the best answers to the drop zone boxes next to the questions.

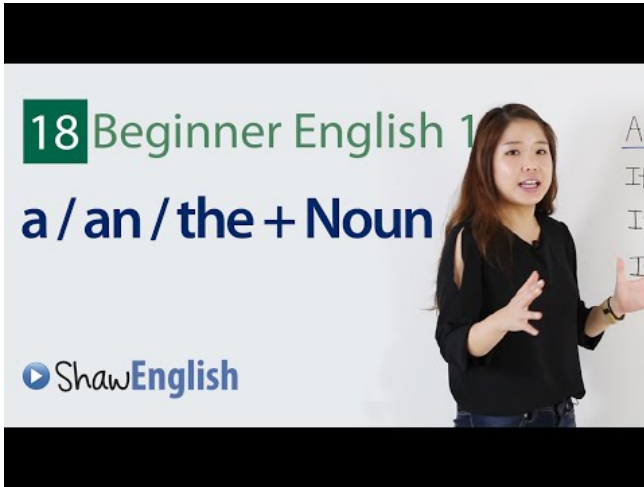


An interactive or media element has been excluded from this version of the text. You can view it online here:

<https://openoregon.pressbooks.pub/esol23/?p=522>

# Articles and Nouns

**Articles and Nouns – Watch the videos and complete the exercises.**



A YouTube element has been excluded from this version of the text. You can view it online here:

<https://openoregon.pressbooks.pub/esol23/?p=524>



A YouTube element has been excluded from this version of the text. You can view it online here:

<https://openoregon.pressbooks.pub/esol23/?p=524>

## Exercise 1: Articles 1

Read the story. Click on the correct article found between the brackets. Use “0” for no article. Click the check button.



An interactive or media element has been excluded from this version of the text. You can view it online here:

<https://openoregon.pressbooks.pub/esol23/?p=524>

## Exercise 2: Articles 2

Read the story. Type the correct article in the blank boxes. When no article is needed, leave the blank box empty. Click the check button.



An interactive or media element has been excluded from this version of the text. You can view it online here:

<https://openoregon.pressbooks.pub/esol23/?p=524>

### Exercise 3: Singular and Plural Nouns

Type the plural form of the word in the blank box next to the word. Spell the plurals correctly.



*An interactive or media element has been excluded from this version of the text. You can view it online here:*

<https://openoregon.pressbooks.pub/esol23/?p=524>

### Exercise 4: Weather Dialog

Complete the conversations. Drag the best words to the drop zone boxes for each conversation.





*An interactive or media element has been excluded from this version of the text. You can view it online here:*

<https://openoregon.pressbooks.pub/esol23/?p=524>



# GRAMMAR - INTERMEDIATE VIDEOS AND EXERCISES

1. [Pronouns, Adjectives, and Greetings](#)
2. [Present Tenses and Parts of Speech](#)
3. [Simple Past and Future with Be Verb](#)
4. [Negative Sentences and Questions](#)
5. [Verb Patterns](#)
6. [Articles – Indefinite and Definite](#)
7. [Quantity](#)
8. [Some and Any](#)
9. [Prepositions of Time](#)
10. [Comparative Adjectives](#)



# Pronouns, Adjectives, and Greetings

**Pronouns, Adjectives, and Greetings – Watch the videos and complete the exercises.**



A YouTube element has been excluded from this version of the text. You can view it online here:

<https://openoregon.pressbooks.pub/esol23/?p=459>



A YouTube element has been excluded from this version of the text. You can view it online here:

<https://openoregon.pressbooks.pub/esol23/?p=459>

## Exercise 1: Pronouns 1

Read the story. Pronouns are missing in some of the sentences. Drag pronouns to the correct drop zone boxes.



An interactive or media element has been excluded from this version of the text. You can view it online here:

<https://openoregon.pressbooks.pub/esol23/?p=459>

## Exercise 2: Pronouns 2

Read the story. Words are missing from the sentences. Type the missing words in the blank boxes.



An interactive or media element has been excluded from this version of the text. You can view it online here:

<https://openoregon.pressbooks.pub/esol23/?p=459>

## Exercise 3: Adjectives

Click on the adjectives in the following sentences.  
Click the check button.



*An interactive or media element has been excluded from this version of the text. You can view it online here:*

<https://openoregon.pressbooks.pub/esol23/?p=459>

## Exercise 4: Greetings

Read the conversation. Type words in the blank boxes below to complete the conversation.





*An interactive or media element has been excluded from this version of the text. You can view it online here:*

<https://openoregon.pressbooks.pub/esol23/?p=459>

# Present Tenses and Parts of Speech

**Present Tenses and Parts of Speech – Watch the videos and complete the exercises.**



A YouTube element has been excluded from this version of the text. You can view it online here:

<https://openoregon.pressbooks.pub/esol23/?p=460>



A YouTube element has been excluded from this version of the text. You can view it online here:

<https://openoregon.pressbooks.pub/esol23/?p=460>

## Exercise 1: Simple Present Continuous

There are eight questions in this exercise. Follow instructions for each question. Click the “check” button. Click the “arrow” button to go to the next question.



An interactive or media element has been excluded from this version of the text. You can view it online here:

<https://openoregon.pressbooks.pub/esol23/?p=460>

## Exercise 2: Adverb Intensifiers

Type the words in the blank boxes below.



An interactive or media element has been excluded from this version of the text. You can view it online here:

<https://openoregon.pressbooks.pub/esol23/?p=460>

### Exercise 3: Present Simple

Type correct form of the verb in the blank boxes of each sentence. Use the verb in parenthesis at the end of each sentence. Click the “check” button.



An interactive or media element has been excluded from this version of the text. You can view it online here:

<https://openoregon.pressbooks.pub/esol23/?p=460>

### Exercise 4: To Be – Verb

Click the correct form of the verb “be” between the brackets. Click the “check” button.



*An interactive or media element has been excluded from this version of the text. You can view it online here:*

<https://openoregon.pressbooks.pub/esol23/?p=460>

# Simple Past and Future with Be Verb

**Past Simple, Future, To Be – Watch the videos and complete the exercises.**



A YouTube element has been excluded from this version of the text. You can view it online here:

<https://openoregon.pressbooks.pub/esol23/?p=461>



A YouTube element has been excluded from this version of the text. You can view it online here:

<https://openoregon.pressbooks.pub/esol23/?p=461>

## Exercise 1: Past Simple

There are four questions in this exercise. Follow the instructions for each question. Click the “check” button and “next” arrow.





*An interactive or media element has been excluded from this version of the text. You can view it online here:*

<https://openoregon.pressbooks.pub/esol23/?p=461>

## **Exercise 2: Future – Be Going To**

There are eight drag and drop questions in this exercise. For each question drag the words to the correct drop zone box to make a sentence or question. Click the “check” button and “next” arrow.



*An interactive or media element has been excluded from this version of the text. You*

can view it online here:

<https://openoregon.pressbooks.pub/esol23/?p=461>

## Exercise 3: Future – Present Continuous

Type the correct form and tense of the verbs in the blank boxes. Click on the “check” button.



*An interactive or media element has been excluded from this version of the text. You can view it online here:*

<https://openoregon.pressbooks.pub/esol23/?p=461>

## Exercise 4: To – Be Verb

The sentences are missing words. Drag the words to the correct drop zone boxes to complete the sentences.

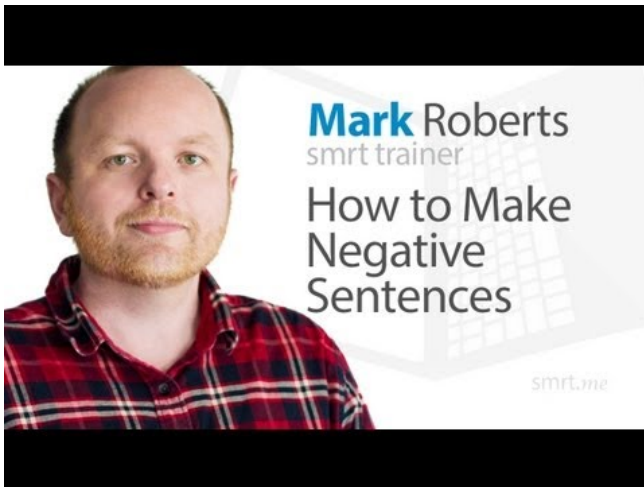


*An interactive or media element has been excluded from this version of the text. You can view it online here:*

<https://openoregon.pressbooks.pub/esol23/?p=461>

# Negative Sentences and Questions

**Negative Sentences and Questions – Watch the videos and complete the exercises.**



*A YouTube element has been excluded from this version of the text. You can view it online here:*

<https://openoregon.pressbooks.pub/esol23/?p=462>



A YouTube element has been excluded from this version of the text. You can view it online here:

<https://openoregon.pressbooks.pub/esol23/?p=462>

## Exercise 1: Negative Sentences

There are three questions in this exercise. Follow the instructions for each question. Click the “check” button and “next” arrow.



An interactive or media element has been excluded from this version of the text. You can view it online here:

<https://openoregon.pressbooks.pub/esol23/?p=462>

## Exercise 2: Making Questions

This exercise has seven questions. Drag the words to the correct drop zone boxes. Use the words to form a question. Click the “check” button. Click the “next” arrow.



An interactive or media element has been excluded from this version of the text. You can view it online here:

<https://openoregon.pressbooks.pub/esol23/?p=462>

### Exercise 3: To Have

Click on the words between the brackets. Choose the best word to complete the sentences. Click on the “check” button.



An interactive or media element has been excluded from this version of the text. You can view it online here:

<https://openoregon.pressbooks.pub/esol23/?p=462>

### Exercise 4: Have Positive and Negative

Type the correct form of “to have” in the blank boxes below. Notice the negatives.



*An interactive or media element has been excluded from this version of the text. You can view it online here:*

<https://openoregon.pressbooks.pub/esol23/?p=462>



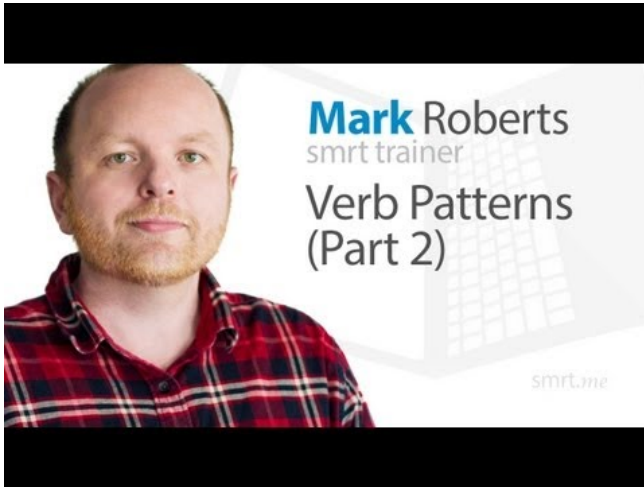
# Verb Patterns

**Verb Patterns – Watch the videos and complete the exercises.**



A YouTube element has been excluded from this version of the text. You can view it online here:

<https://openoregon.pressbooks.pub/esol23/?p=553>



A YouTube element has been excluded from this version of the text. You can view it online here:

<https://openoregon.pressbooks.pub/esol23/?p=553>

## Exercise 1:

There are three questions in this exercise. Drag the words to the correct drop zone boxes. Click the “check” button. Click the “next” arrow.



*An interactive or media element has been excluded from this version of the text. You can view it online here:*

<https://openoregon.pressbooks.pub/esol23/?p=553>

## Exercise 2:



*An interactive or media element has been excluded from this version of the text. You can view it online here:*

<https://openoregon.pressbooks.pub/esol23/?p=553>

### Exercise 3:



*An interactive or media element has been excluded from this version of the text. You can view it online here:*

<https://openoregon.pressbooks.pub/esol23/?p=553>

# Articles - Indefinite and Definite

**Articles – Indefinite and Definite – Watch the videos and complete the exercises.**



A YouTube element has been excluded from this version of the text. You can view it online here:

<https://openoregon.pressbooks.pub/esol23/?p=555>



A YouTube element has been excluded from this version of the text. You can view it online here:

<https://openoregon.pressbooks.pub/esol23/?p=555>

## Exercise 1: Articles 1

Read the sentences. Click on the correct article between brackets. Click on “0” for no article.



An interactive or media element has been excluded from this version of the text. You can view it online here:

<https://openoregon.pressbooks.pub/esol23/?p=555>

## Exercise 2: Articles 2

Type the correct article for each noun in the story in the blank box. Use articles *a*, *an*, *the*. Leave the blank box empty if no article is needed. Click the “check” button.



An interactive or media element has been excluded from this version of the text. You can view it online here:

<https://openoregon.pressbooks.pub/esol23/?p=555>

## Exercise 3: In, On, Under

This exercise has three questions. The first two exercises might be extra difficult with a screen reader.

**Question 1:** Drag pictures to the correct drop zones in the picture. There is a bookcase and three cats. Read the instructions. Drag the cats to the correct drop zone on the bookcase picture. The bookcase has three shelves, a top, and space under the third shelf. The cats are different colors. Click the check button, then click the next arrow to go to the next question.

**Question 2:** There are three drop zones: in, on, and under. Drag the pictures to the correct drop zone. The picture will not stay unless it is correct. Click the check button, then click the next arrow to go to the next question.

**Question 3:** Read the sentences. Type the correct preposition in the blank box.



*An interactive or media element has been excluded from this version of the text. You*



can view it online here:

<https://openoregon.pressbooks.pub/esol23/?p=555>

# Quantity

**Quantity – Watch the videos and complete the exercises.**



A YouTube element has been excluded from this version of the text. You can view it online here:

<https://openoregon.pressbooks.pub/esol23/?p=558>



A YouTube element has been excluded from this version of the text. You can view it online here:

<https://openoregon.pressbooks.pub/esol23/?p=558>

## Exercise 1: Quantity Expressions 1

Click on the words in the brackets. For each word decide if it is “count” or “non-count” and click on the quantity word, “much” or “many”. Click the “check” button.



An interactive or media element has been excluded from this version of the text. You can view it online here:

<https://openoregon.pressbooks.pub/esol23/?p=558>

## Exercise 2: Quantity Expressions 2

Read the story. Type “a little” or “a few” in the blank boxes. Click the “check” button.



An interactive or media element has been excluded from this version of the text. You can view it online here:

<https://openoregon.pressbooks.pub/esol23/?p=558>

### Exercise 3: Adjectives

Click on the adjectives in the sentences. Click the “check” button.



*An interactive or media element has been excluded from this version of the text. You can view it online here:*

<https://openoregon.pressbooks.pub/esol23/?p=558>

### Exercise 4: Singular and Plural Nouns

Type the plural of each noun in the blank boxes below.



*An interactive or media element has been excluded from this version of the text. You can view it online here:*

<https://openoregon.pressbooks.pub/esol23/?p=558>

# Some and Any

**Some and Any – Watch the videos and complete the exercises.**



A YouTube element has been excluded from this version of the text. You can view it online here:

<https://openoregon.pressbooks.pub/esol23/?p=560>



A YouTube element has been excluded from this version of the text. You can view it online here:

<https://openoregon.pressbooks.pub/esol23/?p=560>

## Exercises 1: Some and Any

Read the conversation. Type the words “some” or “any” in the blank boxes below. Click the “check” button.





*An interactive or media element has been excluded from this version of the text. You can view it online here:*

<https://openoregon.pressbooks.pub/esol23/?p=560>

## Exercises 2: Something, Anything, Nothing

Read the conversation. Complete the sentence with draggable words provided. Drag the words to the drop box zones in each sentence.



*An interactive or media element has been excluded from this version of the text. You*

can view it online here:

<https://openoregon.pressbooks.pub/esol23/?p=560>

## Exercises 3: This and That

Click on the words “this” or “that” between brackets to complete the sentences. Click the “check” button.



*An interactive or media element has been excluded from this version of the text. You can view it online here:*

<https://openoregon.pressbooks.pub/esol23/?p=560>

## Exercises 4: These and Those

Click on the words “these” or “those” between brackets to complete the sentences. Click the “check” button.



*An interactive or media element has been excluded from this version of the text. You can view it online here:*

<https://openoregon.pressbooks.pub/esol23/?p=560>

# Prepositions of Time

**Prepositions – In, On, At, with Time – Watch the video and complete the exercises.**



A YouTube element has been excluded from this version of the text. You can view it online here:

<https://openoregon.pressbooks.pub/esol23/?p=562>



A YouTube element has been excluded from this version of the text. You can view it online here:

<https://openoregon.pressbooks.pub/esol23/?p=562>



A YouTube element has been excluded from this version of the text. You can view it online here:

<https://openoregon.pressbooks.pub/esol23/?p=562>



A YouTube element has been excluded from this version of the text. You can view it online here:

<https://openoregon.pressbooks.pub/esol23/?p=562>

## Exercise 1: Prepositions of Time

There are three questions in this exercise. Follow instructions for each question. Click the “check” button. Click the “arrow” button to go to the next question.



An interactive or media element has been excluded from this version of the text. You can view it online here:

<https://openoregon.pressbooks.pub/esol23/?p=562>

## Exercise 2: Time Vocabulary

Drag the words to the drop zone boxes to categorize the words. For example: the word “January” is a month. Drag the word month to the drop zone box next to January.



An interactive or media element has been excluded from this version of the text. You



can view it online here:

<https://openoregon.pressbooks.pub/esol23/?p=562>

## Exercise 3: Calendar Vocabulary

There are two questions in this exercise. **Question 1:** Drag the words to drop zone boxes next to each period of time. **Question 2:** Type the word. Click the “next” arrow.



An interactive or media element has been excluded from this version of the text. You can view it online here:

<https://openoregon.pressbooks.pub/esol23/?p=562>

## Exercise 4: Date and Time

Read the questions about time. Drag the answers to the drop zone box next to the question.



*An interactive or media element has been excluded from this version of the text. You can view it online here:*

<https://openoregon.pressbooks.pub/esol23/?p=562>

# Comparative Adjectives

**Comparative Adjectives -Watch the videos and complete the exercises.**



A YouTube element has been excluded from this version of the text. You can view it online here:

<https://openoregon.pressbooks.pub/esol23/?p=564>



A YouTube element has been excluded from this version of the text. You can view it online here:

<https://openoregon.pressbooks.pub/esol23/?p=564>

## Exercise 1: Comparatives 1

Read the sentences. Type the correct comparative adjective in the blank box of the second sentence. Click the check button.



*An interactive or media element has been excluded from this version of the text. You can view it online here:*

<https://openoregon.pressbooks.pub/esol23/?p=564>

## Exercise 2: Comparatives 2

Type the adjective or comparative adjective in the blanks. Click the check button.



*An interactive or media element has been excluded from this version of the text. You can view it online here:*

<https://openoregon.pressbooks.pub/esol23/?p=564>

## Exercise 3: Weather Dialog

Complete the conversations. Drag words to the drop zone boxes.



*An interactive or media element has been excluded from this version of the text. You can view it online here:*

<https://openoregon.pressbooks.pub/esol23/?p=564>

# READERS

Three readers accompany this materials:

- [Home and School](#) (Beginner) -This book contains 10 easy picture stories for beginning students of English. The stories have a Lexile level of 100L-500L and address common home and school situations. Each story includes images, self-correcting comprehension exercises, and a conversation prompt.
- [Portland People and Places](#) (High Beginner) – This book contains nine short stories about people and places of Portland, Oregon written for high beginner students of English (lexile range of 300-500). Each story has approximately 150-250 words. It is formatted as a picture book with approximately 1-3 sentences per illustration. Each story is accompanied by a set of self-correcting comprehension questions and a speaking prompt.
- [Seven Wonders of Oregon](#) (Intermediate) – This book contains nine short stories about natural wonders of Oregon written for high-beginner/low-intermediate students of English (lexile range of 500-600). Each story is approximately 225-250 words long and features a picture, a set of self-correcting comprehension questions, a writing prompt, and full citations of sources with links.

Level	Title	Lexile ® Measure	Mean Sentence Length	Mean Log Word Frequency	Word Count
Beginner	<a href="#">Niki and Matt are classmates</a>	0L - 100L	2.91	3.76	32
Beginner	<a href="#">Minako and Tom study in the computer lab</a>	100L - 200L	4.19	3.51	67
Beginner	<a href="#">Wu buys food</a>	0L - 100L	3	2.38	27
Beginner	<a href="#">Omar goes to the doctor</a>	100L - 200L	4.37	3.74	83
Beginner	<a href="#">Sunee and Chet live in an apartment</a>	200L - 300L	4.11	3.64	74
Beginner	<a href="#">Bob gets ready for school</a>	100L - 200L	4	3.62	120
Beginner	<a href="#">Ann visits the market</a>	200L - 300L	4.64	3.28	116
Beginner	<a href="#">Hugo goes to school and work</a>	200L - 300L	5.26	3.6	100
Beginner	<a href="#">Malee asks about the weather</a>	200L - 300L	4.66	3.6	163
Beginner	<a href="#">We celebrate different holidays</a>	500L - 600L	7.03	3.38	232
High Beginner	<a href="#">A small city</a>	400L - 500L	5.8	3.4	267
High Beginner	<a href="#">A strange hobby</a>	400L - 500L	5.97	3.56	233
High Beginner	<a href="#">A flip of the coin</a>	300L - 400L	5.52	3.5	149
High Beginner	<a href="#">A surprise question</a>	300L - 400L	4.85	3.43	160
High Beginner	<a href="#">An immigrant's story</a>	300L - 400L	5.58	3.45	173



Level	Title	Lexile ® Measure	Mean Sentence Length	Mean Log Word Frequency	Word Count
High Beginner	<a href="#">A tiny park</a>	400L - 500L	6.32	3.6	234
High Beginner	<a href="#">A man with an umbrella</a>	400L - 500L	6.58	3.45	158
High Beginner	<a href="#">A big flood</a>	500L - 600L	7.65	3.66	237
High Beginner	<a href="#">A city of bridges</a>	500L - 600L	7.96	3.47	454
Intermediate	<a href="#">Mount Hood</a>	500L - 600L	8.79	3.47	255
Intermediate	<a href="#">Crater Lake</a>	500L - 600L	8.87	3.6	275
Intermediate	<a href="#">Oregon Coast</a>	500L - 600L	7.66	3.44	268
Intermediate	<a href="#">Painted Hills</a>	500L - 600L	9.82	3.51	275
Intermediate	<a href="#">Smith Rock</a>	500L - 600L	6.89	3.43	248
Intermediate	<a href="#">Columbia River Gorge</a>	500L - 600L	9.34	3.59	271
Intermediate	<a href="#">The Willows</a>	500L - 600L	8.51	3.67	366
Intermediate	<a href="#">Multnomah Falls</a>	500L - 600L	9.78	3.74	225
Intermediate	<a href="#">Oregon Caves</a>	400L - 500L	6.81	3.82	368



# Overview for Teachers

## Context

PCC OER: A Digital Workbook for Beginning ESOL was designed to be used in many different ways, including:

- as part of a self-directed course at a community college in North America
- during Computer Assisted Language Learning (CALL) computer lab sessions
- in small group or one on one tutoring
- to supplement grammar instruction in a class (as homework or in a flipped classroom model)
- to supplement reading in a class
- for self-study by independent learners

## Why use A Digital Workbook for Beginning ESOL?

A Digital Workbook for Beginning ESOL was created by experienced teachers with a focus on what created by experienced teachers skills and information beginning and intermediate language learners benefit from. The lessons and exercises focus on a curriculum that should seem familiar to teachers working with immigrants, refugees, and international students living in an English speaking community.

**open access**

A Digital Workbook for Beginning ESOL is shared under a Creative Commons Attribution (BY 4.0) license, which means it is shared freely and openly. As long as the original work is attributed, A Digital Workbook for Beginning ESOL can be used in almost any way imaginable with no additional restrictions.

**multimedia**

A Digital Workbook for Beginning ESOL includes a mix of multimedia content in order to engage learners and provide multiple methods of instruction and practice. The instructional videos let learners see and hear teachers explain grammar points (also, most of the videos have closed captioning). The interactive exercises let students drag and drop, fill in the blank, answer multiple choice questions, and more. The readers combine text and interesting pictures to help learners develop reading skills as well. The content is also screen-reader accessible, which is crucial for those with limited vision or anyone who wants to hear a computerized speech version. Finally, the range of important topics in the videos and readers means that it is easy to create in-person speaking prompts and activities in a class or group setting.

**multimodal**

The workbook works well on laptops, desktops, tablets, and mobile phones. In our experience, many learners have embraced their phones for learning English. The site has been designed to work equally well no matter what size it is being viewed on. The videos and interactive exercises only require a modern, up-to-date internet browser and an internet connection.

**reliable**

This project was made possible by support from Open Oregon, which is also hosting

the site. The links to videos, interactive exercises, and readers will not be constantly updated or lost in a swarm of constantly updated content.

For more information, see the following pages:

- [Our screencasts on how to make use of the digital workbook](#) show how we have used these materials in our classes, and breaks down important pieces (such as using YouTube videos with beginning level students, or working with the H5P interactive content).
- The [Frequently Asked Questions](#) contains more information about getting started and how to make use of this resource.
- [Outside tools and resources](#) contains more information about sites and technology that we have used.
- [Workbook formats](#) explains a bit more about different ways to make use of this resource.

# Screencasts: How to use the Digital Workbook

In these screencasts, Eric and Davida show and explain how we have used the workbook, and how to get the most out of these resources. The videos are close captioned.

If you want to read through transcripts, or if you want to access the MP4 video files to re-use or re-distribute the screencasts, you can find all [the transcripts and video files in this Google Drive directory](#).

You can view the YouTube videos below individually, or [as part of a playlist](#).

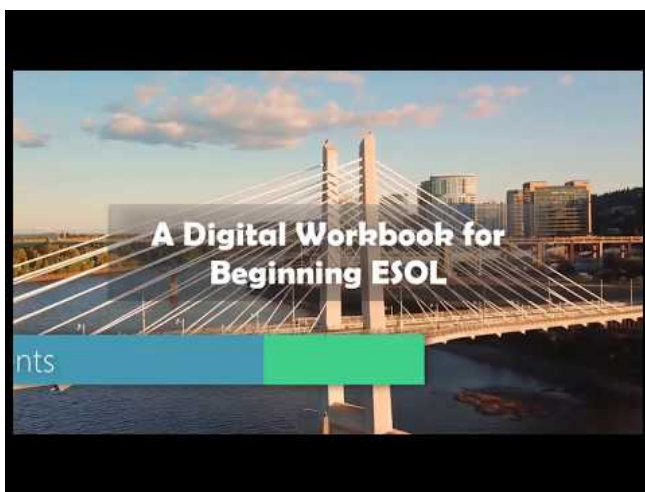
## Using the Digital Workbook – First Steps



*A YouTube element has been excluded from this version of the text. You can view it online here:*

<https://openoregon.pressbooks.pub/esol23/?p=1555>

## Sharing with students



*A YouTube element has been excluded from this version of the text. You can view it online here:*

<https://openoregon.pressbooks.pub/esol23/?p=1555>



## Using Google Sites to share the digital workbook



A YouTube element has been excluded from this version of the text. You can view it online here:

<https://openoregon.pressbooks.pub/esol23/?p=1555>

## Guiding example students



A YouTube element has been excluded from this version of the text. You can view it online here:

<https://openoregon.pressbooks.pub/esol23/?p=1555>

## Using YouTube videos



A YouTube element has been excluded from this version of the text. You can view it online here:

<https://openoregon.pressbooks.pub/esol23/?p=1555>

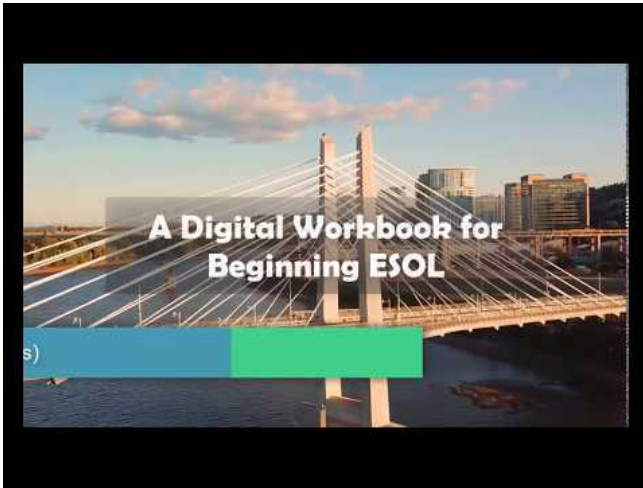
## H5P Interactive Exercises



*A YouTube element has been excluded from this version of the text. You can view it online here:*

<https://openoregon.pressbooks.pub/esol23/?p=1555>

## Using the online readers (for teachers)



A YouTube element has been excluded from this version of the text. You can view it online here:

<https://openoregon.pressbooks.pub/esol23/?p=1555>

If you want to try the Hugo and Luis resource search, you can:

- [See the original Google Doc worksheet](#)
- [Create a copy of it for your own class](#)

## Using the online readers (for students)

You may want to show this video directly to students who are comfortable learning from online video content.



A YouTube element has been excluded from this version of the text. You can view it online here:

<https://openoregon.pressbooks.pub/esol23/?p=1555>

# Frequently Asked Questions for Teachers

## FAQs

1. [Can I freely use these resources in my class or tutoring groups?](#)
2. [Can I print, adapt, and re-share these resources?](#)
3. [Can I make my own version of this site?](#)
4. [How do the interactive exercises work?](#)
5. [Can I save my students' answers to the exercises and view them with this site?](#)
6. [Where do the videos come from?](#)

## Can I freely use these resources in my class or tutoring groups?

Yes! These resources were collected and curated in order to become an Open Educational Resource (OER). This work is meant to be shared, used, adapted, and improved upon with as few limitations as possible.

There are [OER for many other academic areas as well](#). For more information about OER, [see this introduction and frequently asked questions page from Open Oregon](#).

[↑Return to FAQ list↑](#)

## Can I print, adapt, and re-share these resources?

Yes, if the work is given proper attribution. This work is licensed under a [Creative Commons Attribution license \(CC BY 4.0\)](#), which means that anyone who wants to use these resources may do so if they give credit to the original work.

The “original work” includes this site, the interactive H5p exercises, and other written content on this site (such as this FAQ).

Here is an example if you were to site this particular page of the work:

[Frequently Asked Questions for Teachers](#) by Eric Dodson, Davida Jordan, and Tim Krause is licensed under a [Creative Commons Attribution 4.0 International License](#).

To learn more, [we recommend this explanation of Creative Commons licensing and attribution](#).

[↑Return to FAQ list↑](#)

## Can I make my own version of this site?

Anyone with access to the Pressbooks content management system can clone this site (as long as it contains an attribution to the original work).

Pressbooks is an open source content management system for creating books and online resources for learning. With a mild learning curve, it is possible to create multimedia texts that can also be shared as PDFs or exported in other e-reader formats. (Our team has really enjoyed the rich features in Pressbooks!)

For more information about using Pressbooks and getting access to it, [their site has up-to-date information](#). Depending on your teaching



context, your institution (or supporting partners) may have access to their own Pressbooks system, as well.

For those who have access to their own Pressbooks network, [they can clone \(i.e., copy\) this site, or any part that they choose](#) (again, provided they attribute the work under the CC BY license).

[↑Return to FAQ list↑](#)

## How do the interactive exercises work?

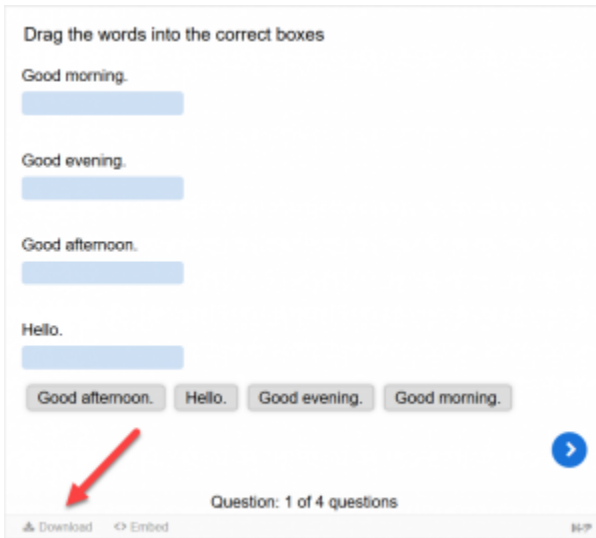
The interactive exercises were created by ESOL Instructor Tim Krause using a web technology known as H5P. [You can get an overview of how we use them in our screencast video about H5P.](#)

The exercises do not require any plug-ins or additional downloads. As of 2018, they only require an up to date browser. That means they can be accessed and used on laptops, desktop computers, smartphones, or tablets. Learners can answer questions and get automatic feedback on their work as many times as they would like.

[The exercises are powered by H5P, an open source technology that has been adopted by tens of thousands of institutions that focus on learning.](#) (Our team really likes H5P as well! The number of features and amount of support is continually increasing.)

The H5P exercises can be downloaded and used in sites that have H5P plugins, such as WordPress, Moodle, Drupal, or other learning management systems. If you have access to an H5P-compatible site, you should be able to upload exercises from PCC OER: A Digital Workbook for Beginning ESOL, which also means you can re-mix or adapt these exercises (with CC BY attribution).

The download button is in the lower-left corner of each H5P exercise.



For more information, [H5P.org](https://h5p.org) is a good source of up-to-date information about how to start editing and uploading H5P content. [↑Return to FAQ list↑](#)

## Can I save my students' answers to the exercises and view them with this site?

Unfortunately, the answers to the exercises cannot be emailed or downloaded and shared. That is, if once a learner navigates away from a page of exercises they have finished (or if they reload the page), their answers will be lost.

We explain this and more [in our screencast video about H5P](#).

In order to track student progress, we recommend asking learners to:

1. Show their screen to a teacher or tutor, who can check the work and give additional feedback. This works well in computer labs or one on one learning contexts.
2. Save and email a screenshot of their completed work.
3. Keep track of their progress with a written list of the pages that they have completed.

[↑Return to FAQ list↑](#)

## Where do the videos come from?

The videos that are curated here come from educational YouTube channels. The videos that have been embedded into PCC OER: A Digital Workbook for Beginning ESOL were not created by or for this project, and are not included in the Creative Commons license for this work.

That means users can watch, link, or embed the videos, but they may not download, adapt, or redistribute the videos under a new YouTube account.

The YouTube channels used for this project include:

- [Jennifer ESL \(Beginning Level\)](#)
- [Shaw English Online \(High-Beginning Level\)](#)
- [SmrtEnglish \(Intermediate Level\)](#)

We are thankful for the hard work of these content creators!

If you have instructional videos that would be helpful for a future version of this workbook (especially if you are willing to share your videos under a Creative Commons by Attribution License), [please reach out to us via Open Oregon](#).

[↑Return to FAQ list↑](#)

## Media Attributions

- [h5p\\_download\\_example](#)

# Outside Tools and Resources

We have found other online resources that are very helpful for beginning English levels. These may not be as flexible or open as the H5P exercises or readers, but they might be a good fit for many contexts.

## Additional Resources List

1. [Vocabulary Spelling City](#)
2. [Classkick](#)
3. [Padlet](#)
4. [Readworks](#)
5. [Additional Sites](#)

## Vocabulary Spelling City

PCC has provided students with access to premium accounts to use Vocabulary Spelling City, [a third-party website](#) that teaches vocabulary, spelling, and phonics through games and online activities. Instructors create a teacher account and then can copy existing themed word lists drawn from [TeachABC English](#) or generate their own word lists.

With a premium account, teachers can set up student accounts and give them individual usernames and passwords. Teachers can then issue assignments that specify word lists and activities. After students complete the assigned activities, they can continue to use the word lists in other games. These activities are flexible and can

contract or expand to fill the time available. Word lists can be shared with other teachers.

Without a premium account, teachers should be able to work with word lists and share them with students, but students will not have their own logins or the ability to track their progress.

[↑Back to list of resources↑](#)

## ClassKick

ClassKick is [a free third-party website](#) that allows instructors to design activities similar to a collaborative whiteboard space with options for typing, drawing, audio recording and work with images. Instructors who are new to ClassKick can watch an [an introductory video here](#).

Students do not need to create accounts; instead, the teacher creates an account and then gives a direct link or class code to students in order to access individual assignments.

These ClassKick activities have been used along with the Digital Workbook materials in the past. As ClassKick continues to evolve, they may or may not continue to be accessible.

Module	Level 1	Level 2
1	How to use ClassKick (same for all levels) http://app.classkick.com/#/assignments/ AVxQI9hQtTtWxmib-6i7vDw	How to use ClassKick (same for all levels) http://app.classkick.com/#/assignments/ AV3178enQieG1INQ3UQuJg
2	Introductions, Phonics, Alphabet, Spelling http://app.classkick.com/#/assignments/ AVvQLKptSeKwi0ZY714lQw	Alphabet, vowel/consonant; a/an http://app.classkick.com/#/assignments/ AV31_GgaSmmkTrwuilRQXw
3	Numbers, How Many, There is/There are http://app.classkick.com/#/assignments/ AVxRFdNmR16WX82h34w21g	Numbers, Ordinal Numbers, There are http://app.classkick.com/#/assignments/ AV323QD6SliSBAoGYw4QsQ
4	To-Be Verb; Subject Pronouns; Feelings http://app.classkick.com/#/assignments/ AVxSPU-oRbKKoChFm6BTIA	Pronouns, To-Be Verb http://app.classkick.com/#/assignments/ AV33DjKOSRi01XZ_Fal3CQ
5	Pronouns, Family, To-Be Questions and Negation http://app.classkick.com/#/assignments/ AVxxKbqSQ7y9Z7ABxvogpQ	To-Be Verb http://app.classkick.com/#/assignments/ AV33LkT6SECiMcz3Ojn0vA
6	Pronouns, To-Have Questions and Negation; Home/kitchen http://app.classkick.com/#/assignments/ AVxvzdVWS6u4DfZl58KMPw	To-Have http://app.classkick.com/#/assignments/ AV33cqZjQc2wSQb9ZtWpuA
7	To-Be, To-Have with Food and Colors http://app.classkick.com/#/assignments/ AVxwM2_zTrGfV7RCRgwmZw	To-Have and Adjectives http://app.classkick.com/#/assignments/ AV33f3vITo6RXcdcZhlHCA
8	To-Be, To-Have, Seasons, Time, Date, Colors http://app.classkick.com/#/assignments/ AVxwTT9pQ_eBWoYfZEklia	Time, Calendar, Demonstrative Pronouns http://app.classkick.com/#/assignments/ AV4GdrxwSe6JPN0DBsgx0A
9	Review Verbs; Daily Routines http://app.classkick.com/#/assignments/ AVxwwla4QdCdNjfXa89jiA	Review http://app.classkick.com/#/assignments/ AV4Glcr5Qiuo7zLsZOO-rQ
10	Weather; Review http://app.classkick.com/#/assignments/ AVxxMjBqSCqAIsG-710mEw	Weather, Review http://app.classkick.com/#/assignments/ AV4Cjz-ASWmqjyUq4nhOog

[↑Back to list of resources↑](#)

## Padlet

[Padlet](#) is a free, interactive, multimedia sharing space that could be used for communal show-and-tell activities, etc. The teacher could pose a prompt, and students could reply with text, images, video, audio, links, etc. Students can then leave comments on each other's posts or simply give a thumbs up or emoji. Padlets can be archived and revisited. Students do not need to create accounts.

We love using Padlets to get students sharing content with each other and commenting on each others' posts. It can be a great way to document their learning and interests throughout the term.

[↑Back to list of resources↑](#)

## Readworks

ReadWorks is [a free third-party website](#) that can be used for sourcing reading material. A curated reading list for Level 3 students features an informational text and a literary text for each module, frequently connected to the overall theme of the module. Each reading includes an image, the text, an audio file, selected vocabulary support, and a short set of comprehension questions. Students do not need to create individual accounts; they use a single classroom ID and password. Instructors or tutors can quickly grade responses that are not automatically scored and then give feedback.

Teachers follow the [instructions on ReadWorks](#) to set up a classroom and roster, and then they choose texts for assignments. Then instructors give students their classroom code and password to complete the assignments. They are organized by module. In our in-person class, each module aligned to one week of class. They were chosen to align (or at least complement) the grammar and



other activities from that week's class. The types of texts include informative and literature genres.

ReadWorks Selections

Module	Title	Lexile Level	Length in Words	Type
1	<a href="#">Grandpa and Me</a>	560	204	lit
1	<a href="#">People Need Computers</a>	410	87	info
2	<a href="#">Symbols of the United States</a>	550	207	info
2	<a href="#">Which Shopping Bag Is Best?</a>	510	79	lit
3	<a href="#">A Trip to the Store</a>	390	97	lit
3	<a href="#">All About Money</a>	330	97	info
4	<a href="#">The Flu And You</a>	480	197	info
4	<a href="#">Whom Does He Look Like?</a>	460	95	lit
5	<a href="#">Maria Recycles</a>	440	70	lit
5	<a href="#">Garbage in the Ocean</a>	420	88	info
6	<a href="#">The Making of the United States Constitution</a>	400	174	info
6	<a href="#">Carl's Garden Problem</a>	340	106	lit
7	<a href="#">A Visit to the Farmer's Market</a>	450	199	lit
7	<a href="#">Fruits Have Seeds</a>	340	100	info
8	<a href="#">What You Need to Play Soccer</a>	480	113	info
8	<a href="#">Margo's Idea</a>	500	106	lit
9	<a href="#">The Moon Journal</a>	470	147	lit
9	<a href="#">The Science of Taste</a>	500	172	info
10	<a href="#">Happy Holidays!</a>	470	206	info
10	<a href="#">Catch That Clock!</a>	550	119	info
Extra	<a href="#">It's Raining, It's Pouring!</a>	530	274	info
Extra	<a href="#">Breakfast Time</a>	490	171	lit
Extra	<a href="#">A Clean Park</a>	220	233	lit
Extra	<a href="#">No Problem!</a>	130	97	info
Extra	<a href="#">Martin Luther King Jr.</a>	470	94	info
Extra	<a href="#">What Is a Law?</a>	400	86	info

[↑Back to list of resources↑](#)

## Additional Sites

- [ESL Literacy Readers from Bow Valley College](#)
  - Excellent materials for emerging readers.
  - Audio narration of short texts with engaging pictures.
  - Canadian context.
- [www.teachabcEnglish.com](http://www.teachabcEnglish.com)
  - “*abc English* is a curriculum for adult English learners that teaches basic English communication and reading skills, starting from the abc sounds.”
  - Includes extensive materials for phonics, literacy learners, pronunciation, vocabulary, and more, for free.
  - Texts are for sale, but the site includes free previews.
  - By Jennifer Christensen
- [Quizlet](#)
  - Not 100% open, but mostly free resource for creating, using, and practicing flashcards

[↑Back to list of resources↑](#)

# Workbook formats

There are many ways to use PCC OER: A Digital Workbook for Beginning ESOL. Here are a few suggestions:

- using links / individual parts / videos

We have carefully vetted the links and videos that are included in this section. Use PCC OER: A Digital Workbook for Beginning ESOL if you need supplemental material for your classroom. For example, the

- using online

Clone or copy the material and use it as is in Pressbooks.

- export into PB / HTML / etc.
- export as ebook

Because the readers are formatted as Pressbooks, they can be exported as ebooks and read on a Kindle or other electronic tablet.

- print or export PDF

The readers can all be printed and read just like paper books. The H5P exercises are interactive and meant to be done online. They cannot be printed out, though a dedicated teacher could re-type the questions into a text document.

If you create new materials or otherwise add to the digital workbook, we'd love to see what you have done, and help re-share it with others. [Please reach out via the Open Oregon contact form.](#)