

Fall 2017 – Spring 2018

2017 Hunting Regulations Summary



Draw Deadlines

- Moose Draw: May 31
- Elk Draw: June 12
- Antlerless Deer Draw: June 30
- Controlled Deer Draw: August 31

New Small Game Season Information – Page 80

Conservation Officers – 125 years of watching over our natural resources

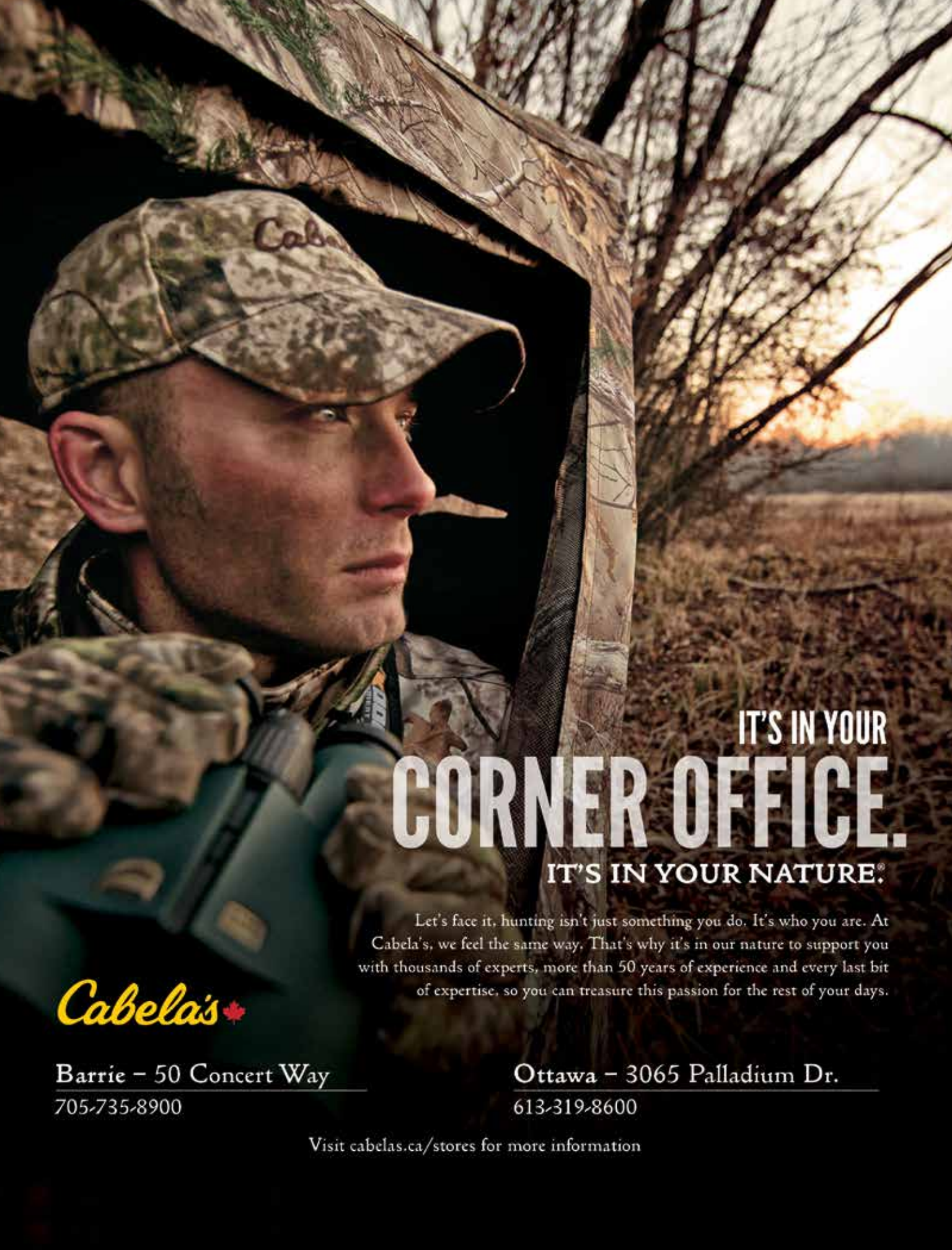
Report Resource Abuse | Please call 1-877-847-7667



ontario.ca/hunting

ONTARIO
15010





IT'S IN YOUR
CORNER OFFICE.
IT'S IN YOUR NATURE.®

Let's face it, hunting isn't just something you do. It's who you are. At Cabela's, we feel the same way. That's why it's in our nature to support you with thousands of experts, more than 50 years of experience and every last bit of expertise, so you can treasure this passion for the rest of your days.

Cabela's 

Barrie – 50 Concert Way
705-735-8900

Ottawa – 3065 Palladium Dr.
613-319-8600

Visit cabelas.ca/stores for more information



WORLD'S MOST POWERFUL TROPHY HUNTER

**THE HARDEST WORKING, SMOOTHEST RIDING
AUTHORITY ON GOING BEYOND.**

The all-new big game equipped RANGER XP® 1000 Hunter Edition. Featuring the utility side-by-side industry's most powerful 80HP ProStar® engine, all-new industry-exclusive 3-mode throttle control, class-leading 1,500lb. payload and 2,000lb. towing capacity. The hardest working, smoothest riding utility side-by-side with more power, control, and capability to take you where trophies lurk and back. See your dealer for more information or visit polaris.com to see the full RANGER® lineup.

GREAT REBATES & FINANCING AVAILABLE NOW.
» VISIT POLARIS.COM TO FIND A DEALER NEAR YOU!

WARNING: The Polaris RANGER® can be hazardous to operate and is not intended for on-road use. Driver must be at least 16 years old with a valid driver's license to operate. Passengers must be at least 12 years old. Drivers and passengers should always wear helmets, eye protection, and seat belts. Always use cab nets or doors (as equipped). Never engage in stunt driving, and avoid excessive speeds and sharp turns. Riding and alcohol/drugs don't mix. All drivers should take a safety training course. Call 800-342-3764 for additional information. Check local laws before riding on trails. ©2017 Polaris Industries Inc.















**Your source for Firearms,
Ammunition and
Reloading Supplies**

**4567 Road 38, Harrowsmith
(613) 372-2662
sales@theammosource.com**



www.theammosource.com

Table of Contents

Important Messages for Hunters.....	5-7	
Maps		
Map 1 – Southwestern (includes WMUs 79 to 95).....	8-9	
Map 2 – Southeastern (includes WMUs 46 to 78)	10-11	
Map 3 – Northern (includes WMUs 1 to 45).....	12-13	
2017 Hunting Licence Information	14-21	
The Ontario Hunter Education Program	22	
General Regulations.....	23-30	
Firearms, Methods of Hunting, Crown Lands, Hunting in Provincial Parks, Conservation Officers, <i>Fish and Wildlife Conservation Act, 1997</i>		
Wild Turkey Regulations.....	31-33	
Moose Regulations	34-52	
Elk Regulations.....	53-59	
Deer Regulations	60-74	
Black Bear Regulations	75-78	
Small Game Regulations	79	
Game Birds.....	79-80	
Falconry and Small Mammals.....	81	
Furbearing Mammals.....	82	
Wolf and Coyote.....	83-84	
Game Amphibians and Reptiles.....	84	
Field Dressing, Transporting and Preparing Wild Game.....	85	
Definitions.....	86-87	
MNR and ServiceOntario centres.....	88	



How to Use this Summary

This is a summary of information dealing with hunting licences and hunting laws. This summary is neither a legal document nor a complete collection of the current regulations. It is meant to be a convenient reference only. For complete details, see:

- a) the *Fish and Wildlife Conservation Act, 1997*, and the regulations made under this Act;
- b) the *Migratory Birds Convention Act, 1994* (Canada) and the *Migratory Birds Regulations*;
- c) the *Endangered Species Act, 2007*, and the regulations made under this Act;
- d) the *Species at Risk Act* (Canada), with regard to federally listed species that are threatened, endangered or extirpated and their critical habitat; and
- e) the *Trespass to Property Act*.

Each game wildlife species or group of game species has a section in this summary. Each section deals with basic regulations on hunting the species, including open season tables (showing when and where you can hunt that species). The maps that show Wildlife Management Unit (WMU) boundaries appear on pages 8 to 13 of this summary.

See the Definitions on pages 86 to 87 for an explanation of terms found throughout this summary. You can obtain specific details of the regulations, including more accurate descriptions of Wildlife Management Unit boundaries, at ontario.ca/hunting

All proceeds from the sale of advertisements appearing in this publication will be applied in support of fish and wildlife management programs in Ontario. The Province of Ontario and the Ministry of Natural Resources and Forestry neither endorse products or services offered in the advertisements nor accept any liability arising from the use of such products or services.

Photo Credits:

© Marlon Hazlewood, Hazlewood Images:
cover and page 2

Rick Rosatte: page 62 (elk)
J.D. Taylor: pages 62 (moose), 84
Norma Tegien: page 62 (white-tailed deer)
Tim Timmerman: page 62 (woodland caribou)

© Mark Raycroft Photography: pages 1, 31, 34,
38, 47, 53, 59, 60, 75, 83



Printed on recycled paper

5612
175 k.P.R., 18 04 17
ISSN 0822-1936 (Print)
ISSN 1925-3516 (PDF)

Cette publication est également disponible en français. Pour en obtenir un exemplaire, veuillez composer le 1 800 667-1940 ou aller à ontario.ca/chasse. On peut aussi en obtenir un exemplaire au bureau ServiceOntario le plus proche.

This publication is available at ontario.ca/hunting

MESSAGE from the Minister

Hunting is a time-honoured pursuit that engages thousands of residents and visitors to the province every year. With game species ranging from bear, deer and moose to wild turkey, small game and more, there is an outdoor experience for every hunter. Our sustainable management of the province's wildlife helps ensure that Ontarians will be able to enjoy this activity in the future, and every dollar of your license fees goes into the Fish and Wildlife Special Purpose Account which contributes directly to management of our fish and wildlife.

In 2017, Canada will celebrate 150 years in Confederation. As one of Canada's founding provinces, Ontario will be joining in the nationwide celebrations of this milestone. Throughout Ontario's history, the tradition of hunting has been passed down through generations, and hunters have played an important role in wildlife management.

This year, in consultation with the public, my ministry has developed a Small Game and Furbearer Management Framework. The Framework provides guidance for the modernized and streamlined hunting and trapping seasons and limits being implemented in 2017. These changes can be viewed in the Small Game Section of this summary.

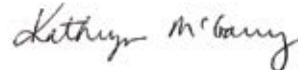
Also new for 2017, my ministry is implementing changes to enhance and modernize turkey hunting regulations. These changes will improve convenience and clarity for hunters. The wild turkey education course has been eliminated and elements of the course have been added to the broader Ontario Hunter Education Course. We have also introduced a new bows-only hunting season for turkeys and introduced a consistent starting date of April 25 every year for the spring season. More details on these changes can be viewed in the Wild Turkey Section of this summary.

Science and monitoring are critical to understanding our wildlife populations. This year, my ministry is committed to continuing to monitor our moose populations and the results of the spring bear hunting pilot. Hunters play a key role, and I would like to thank those hunters who diligently submit their hunter activity and harvest reports each year. My ministry relies on these reports to

monitor changes in game populations and hunter participation. I encourage all hunters to continue to support wildlife management by completing these reports.

Since updates are occasionally made to the summary throughout the year, be sure to visit ontario.ca/hunting to find out about any changes.

Your support for the province's wildlife management programs is appreciated. Let's continue to work together to make sure that Ontario's wildlife is conserved for the benefit and enjoyment of future generations.



Honourable Kathryn McGarry
Minister of Natural Resources and Forestry

More About Our Cover

The dedicated staff members who protect our natural resources as **conservation officers** are proud to be celebrating their **125th anniversary** in 2017.

In 1892, the provincial government was tasked with protecting Ontario's natural resources, preventing their abuse and improving the efficiency of natural resource administration and enforcement. To accomplish this, the Ontario Game and Fish Commissioners appointed a Chief Warden and four part-time game wardens, as well as 392 deputy wardens who were paid only through a commission on the fines they imposed.

We have come a long way since then. With our rich tradition of natural resources law enforcement, the Ministry of Natural Resources and Forestry Enforcement Branch will continue to protect Ontario's natural resources for generations to come.



Has your Outdoors Card expired?

More than 540,000 Ontario resident fishing and hunting Outdoors Cards expired on

December 31, 2016

If your Outdoors Card has expired, renew it today:

- Online: ontario.ca/outdoorscard
- By phone: 1-800-288-1155
- In person: at a licence issuer



Important Telephone Numbers and 2017 Dates for Ontario Hunters

General Inquiry Telephone Numbers

Outdoors Card Centre (lost or stolen cards and general card inquiries)	1-800-387-7011
Outdoors Card renewal (available all year).....	1-800-288-1155 or ontario.ca/outdoorscard
MNR Natural Resources Information Centre	1-800-667-1940

Automated Licensing, Draw Application and Draw Results Telephone Line **1-800-288-1155**

Licensing and Draw Application Web Site..... ontario.ca/outdoorscard

Other Important Telephone Numbers

Natural Resources Violation Reporting Line.....	1-877-847-7667
RCMP Canadian Firearms Program	1-800-731-4000
Environment Canada Public Inquiries (waterfowl seasons)	1-800-668-6767
Banded Birds Reporting.....	1-800-327-2263
Crime Stoppers (anonymous tips, report a poacher Canada-wide)	1-800-222-8477
Forest Fires in the 705/249 area code (north of the French/Mattawa rivers) (this number does not work on satellite phones)	310-FIRE (3473)
Forest Fires in the 807 area code (northwestern Ontario)..... (this number does not work on satellite phones)	310-FIRE (3473)

Important Dates for Ontario Hunters

Moose

Licences and draw entry available.....	April 19
Deadline for draw entry.....	May 31
Draw results available.....	August 1
Surplus tags (details available on page 39 and at ontario.ca/hunting [Hunting Notices and Updates] by August 1).....	August 21

Wild Turkey

Licences available for spring hunt.....	March 1
Licences available for fall hunt.....	September 1

Elk

Draw entry available	May 1
Deadline for draw entry.....	June 12
Draw results available	August 2

Antlerless Deer

Licences and draw entry available.....	March 1
Deadline for draw entry.....	June 30
Draw results available.....	August 8

Additional Game Seals for Deer Available..... July 12

Controlled Deer

Draw applications available	August 1
Deadline for draw entry.....	August 31
Draw results available.....	October 10

Black Bear

Licences available.....	March 1
Second game seals available (spring and fall seasons).....	April 18
Mandatory questionnaire deadline for non-residents (spring season).....	within 5 days of last day of season (June 20)
Mandatory questionnaire deadline for non-residents (fall season).....	within 5 days of last day of season
Mandatory questionnaire deadline for residents (for licences purchased before June 16).....	August 1
Mandatory questionnaire deadline for residents (for licences purchased after June 15).....	December 15

Small Game

Licences available.....	January 1
-------------------------	-----------

Wolf and Coyote


Seals available.....	January 1
Questionnaire deadline	January 15 of the following year

100% of your licence fees go towards protecting the future of fish and wildlife in Ontario



25% Regulation

Extended the black bear spring hunt pilot for an additional **5 years** (from May 1, 2016, to June 15, 2020) and expanded it to include all Wildlife Management Units with a fall open season and non-resident hunters.



20% Science

78% of the Wildlife Management Units where moose are hunted had an aerial survey conducted between 2013 and 2015.



19% Enforcement

77% of enforcement field activity is directed at fish and wildlife enforcement of which 42% is funded by the Fish and Wildlife Special Purpose Account.



15%

Conservation

Over **305** deer and elk tested for Chronic Wasting Disease to assess population health. **100%** of results have been negative to date.

14%

In 2016 there were more than **1.8 million** Outdoors Card holders.

Licensing

7%

Education

For 2016, the hunter education program trained approximately **21,000** students

Based on 2015-16 actual facts/figures.

ontario.ca/fishhuntfees



Important Messages for Hunters

As this 2017/18 hunting summary goes to press, several changes to the hunting regulations have been made or are pending. For more information, please refer to ontario.ca/hunting

REMINDER – Postal/Zip Codes and Address Changes

You are required to provide your Outdoors Card number, date of birth and the postal/zip code on your file when purchasing an Outdoors Card or any other product. **The postal/zip code is required because it is an important identifier that is not printed on your Outdoors Card.** Occasionally, existing card holders are not able to access their accounts because the postal/zip code they have provided does not match the one that we have on file. This occurs for a number of reasons:

- The postal/zip code on file may have been entered incorrectly.
- You may have moved and not updated your address.
- Your postal service may have changed the postal/zip codes in your area.

You must notify the Ministry of Natural Resources and Forestry of any address or name change within 10 days of the change. Any clients who have had a recent address, postal/zip code or name change may contact the Outdoors Card Centre at 1-800-387-7011 to update their address or name prior to purchasing a licence or renewing an Outdoors Card.

REMINDER – Changes to Black Bear Seasons

The ministry has expanded and extended the spring black bear season pilot until 2020 in all Wildlife Management Units with a fall season and includes opportunities for non-resident hunters.

The harvest of bear cubs and female bears accompanied by a cub is prohibited during the spring season.

It is mandatory for bear hunters to report their hunting activity and harvest for each season separately. See page 76 for details about these requirements.

REMINDER – Regulation of Bear Bait Placement

The placement of bait used for bear hunting has been regulated in both the spring and fall seasons to avoid black bears becoming habituated to artificial food sources and to reduce the potential for bear problems. For more information on bait placement restrictions see page 76.

PENDING – Sunday Hunting

Periodic changes may be made to gun hunting on Sundays in areas south of the French and Mattawa rivers. To confirm the status in the municipality in which you wish to hunt, please check the Sunday hunting information available at ontario.ca/hunting.

REMINDER – Start Times for Big Game Draw Entry and Draw Results

Applications for big game draws and big game draw results will be available starting at **8:30 a.m.**

	Draw Entry Available	Draw Results Available
Antlerless Deer	March 1	August 8
Moose	April 19	August 1
Elk	May 1	August 2
Controlled Deer	August 1	October 10

REMINDER – Changes to Wolf and Coyote Seasons

On June 15, 2016, the Algonquin Wolf was listed as threatened under Ontario's *Endangered Species Act, 2007*. This means the Algonquin Wolf automatically and immediately receives protection from harm and harassment and protection of the habitat on which it depends.

While Ontario initiates the recovery planning process and seeks information and input from stakeholders and the public, wolf and coyote hunting and trapping seasons have been closed in the interim in three additional core areas where the Algonquin wolf is known to occur: Killarney, Queen Elizabeth II Wildlands and Kawartha Highlands provincial parks and surrounding townships. For a list of the geographic townships where the new closed seasons apply see the table on page 84

Big Game Harvest Planning

The Ministry of Natural Resources and Forestry (MNRF) uses several tools to assist in the sustainable management of Ontario's big game species (i.e., moose, deer, elk and black bear). Harvest planning (through the use of tag quotas) allows wildlife managers to distribute harvest to animals with a specified sex, age or other identifiable characteristic in Wildlife Management Units (WMU) across the province.

Harvest quotas are set based on information such as population surveys, hunter activity and harvest reports (year-to-year shifts in number and type (age/sex) of animals harvested), and information about other causes of mortality (e.g. motor vehicle collisions). Harvest quotas also consider the desired population level and the ability of an area to support the species. MNRF adjusts harvest quotas as necessary to sustainably manage big game species for the continuous ecological, cultural, economic and social benefits they provide.

- MNRF sets quotas for:
- Moose validation tags
 - Antlerless deer validation tags
 - Additional deer seals
 - Elk seals
 - Black bear second game seals
 - Non-resident black bear hunting licence validation certificates

Important Messages for Hunters

REMINDER – Captive Deer/Elk Escape Notification

The Ministry of Natural Resources and Forestry, along with the Ministry of Agriculture, Food and Rural Affairs, and the Canadian Food Inspection Agency, urges all individuals who become aware of an escape from a captive deer or elk facility to report the incident to their local Ministry of Natural Resources and Forestry office (see page 88). Additionally, if you are planning to transport live farm-raised deer or elk, please contact the Canadian Food Inspection Agency at 1-800-442-2342 and your local Ministry of Agriculture, Food and Rural Affairs office for guidance on the necessary live deer or elk movement requirements.

REMINDER Lyme Disease

Ontario is experiencing an increase in the areas where the ticks that may carry Lyme disease are found. When outdoors, practise personal protection. For detailed information go to: ontario.ca/lyme.

Moose Project

Ontario undertook the Moose Project to address concerns about increasing pressures on moose populations and recent declines in moose numbers. Moose hunting season changes resulting from the Moose Project are reflected in the season tables on page 48.

- Beginning in fall 2017, Ontario is adding a day to the southern moose firearm hunting season and will delay the season to begin at the same time as the northern moose calf hunting season.

NEW – Wild Turkey Hunting Regulations

The following changes took effect January 1 and will be implemented in 2017.

- The wild turkey hunter education course requirement has been eliminated. Hunters who have not completed wild turkey hunter education training will be allowed to hunt wild turkeys without any further training.
- A spring wild turkey hunting season will be open in WMU 36.
- A fall wild turkey hunting season will be open in WMU 94.
- A fall bows-only hunting season for wild turkey will be open from October 1-31 in all WMUs that have a fall firearm wild turkey hunting season.
- The opening date of the spring wild turkey hunting season will be April 25th every year.
- Shot size number 7 can now be used for wild turkey hunting, in addition to shot sizes 4, 5 and 6.

REMINDER – Bringing Out of Province Carcasses into Ontario

Due to the continuing spread of Chronic Wasting Disease (CWD) outside Ontario, there is a restriction on the possession of high risk carcass parts from all members of the deer family (including deer, elk, moose and caribou) that were harvested in other jurisdictions. If you intend to hunt outside of Ontario, please consult the hunting regulations at ontario.ca/cwd for regulations designed to reduce the chance of spreading CWD into Ontario.

PLEASE NOTE: Most jurisdictions have regulations in place governing the transport of carcasses through their area. Hunters should be aware of these regulations to avoid inconvenience, potential seizure of game and charges. You should consult the appropriate government department in all provinces and/or states where you intend to transport carcasses of any member of the deer family.

REMINDER – Chronic Wasting Disease (CWD) Surveillance

As in previous years, Ontario will be carrying out a testing program for CWD during the 2017 deer hunt. Hunter participation, by providing samples from harvested deer, is critical to the success of the program. Please see page 61 in this Summary, and visit ontario.ca/cwd for more information.

NEW – Changes to Small Game and Furbearer Regulations

Ontario has changed small game and furbearer seasons and limits in some Wildlife Management Units. The new regulations introduced in 2017 will improve consistency and streamline season dates and limits across broader areas, remove unnecessary restrictions, modernize the description of areas where some species are managed, and address concerns about sustainability for some species such as snapping turtle. For more information on these changes, including a complete list of small game seasons and limits for 2017, please see page 81.



**Shooting from a roadway –
it's dangerous, it's illegal.
Don't do it.**

Important Messages for Hunters

Attention All Hunters

If you harvest an animal that is wearing an ear-tag with the phone number 1-866-514-2327, this animal was chemically immobilized in the past using veterinary drugs. Health Canada has established recommended guidelines for consumption. Please call the above number for specific information on whether Health Canada would recommend that the meat of your animal be consumed.

Notice to Hunters

In-season regulation changes are available at ontario.ca/hunting. Regulations are subject to change from time to time, and it is the hunter's responsibility to be informed of current regulations.

White Nose Syndrome

Bats are an important part of Ontario's biodiversity. However, White-nose Syndrome (WNS) continues to cause large mortalities of bats in the northeast United States and Canada, including Ontario. The Ministry of Natural Resources and Forestry is concerned about the potential effects on bats in Ontario. If you encounter sick or dying bats, please call the Canadian Wildlife Health Cooperative at 1-866-673-4781 or the Natural Resources Information Centre at 1-800-667-1940.

To prevent the spread of WNS, we are asking the public to refrain from entering caves and abandoned mines unless they are managed tourist sites. For more information on WNS, please visit ontario.ca/wildlifehealth. WNS is not known to affect humans.

Attention Ontario Hunters

The Information You Provide is Important!



The information provided by hunters through hunter activity and harvest reporting is important for managing wildlife in Ontario. It helps to:

- Monitor wildlife populations
- Set tag or seal quotas and determine the availability of additional game seals
- Make changes to seasons and bag limits
- Inform management policies

Do your part to help ensure informed sustainable wildlife management by completing mandatory reports and voluntary surveys. For more information on reporting requirements or to see reporting results, please visit the Ministry of Natural Resources and Forestry website.

ontario.ca/harvestreporting



Map 1 – Southwestern Ontario







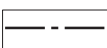




Wildlife Management Unit (WMU) Boundaries

WMU boundaries are roads, lakes, rivers and other physical features wherever possible. For many roads and rivers, only the portions that form WMU boundaries are shown on the map.

For detailed information on WMU boundaries, visit ontario.ca/hunting.

ALL WILDLIFE MANAGEMENT UNITS SHOWN ON MAP 1 ARE IN THE “SOUTHERN DISTRICT FOR WATERFOWL”.

Legend

-  Municipality licence required to hunt pheasant and rabbit
-  MNRF District or Area Office
-  Provincial or National Park
-  Wildlife Management Area
-  Municipal Boundary - District and Upper Tier Municipalities
-  Municipal Boundary - Lower and Single Tier Municipalities
-  International or Interprovincial Boundary
-  Ontario King's Highway
-  County/Regional Highway
-  Secondary Highway
-  WMU Boundary and Number



Wildlife Management Areas

MAP 1

1. Stag Island (WMU 93)
2. Rondeau (Provincial Park) (WMU 93)
3. Fingal (WMU 92)
4. Aylmer (WMU 92)
5. Calton Swamp (WMU 92)
6. Long Point (WMU 90)
7. Hullett (WMU 85)
8. Luther Marsh (WMU 80)
9. Orangeville (WMU 81)
10. Rankin (WMU 83)
11. Beverly Swamp (WMU 87)
12. Binbrook (WMU 87)
13. Mud Lake (WMU 89)
14. Willoughby Swamp (WMU 89)
15. Pine River Provincial Fishing Area (WMU 81)

Sections

see page

Wild Turkey	31-33
Moose	34-52
Elk	53-59
Deer	60-74
Black Bear	75-78
Game Birds	79-80
Small Mammals	81-82
Wolf/Coyote	83-84
Game Amphibians and Reptiles	84



Report Resource Abuse



Call 1-877-847-7667

Map 2 – Southeastern Ontario

WMU Boundaries

WMU boundaries are roads, lakes, rivers and other physical features wherever possible. For many roads and rivers, only the portions that form WMU boundaries are shown on the map.

For detailed information on WMU boundaries, visit ontario.ca/hunting.



Wildlife Management Areas

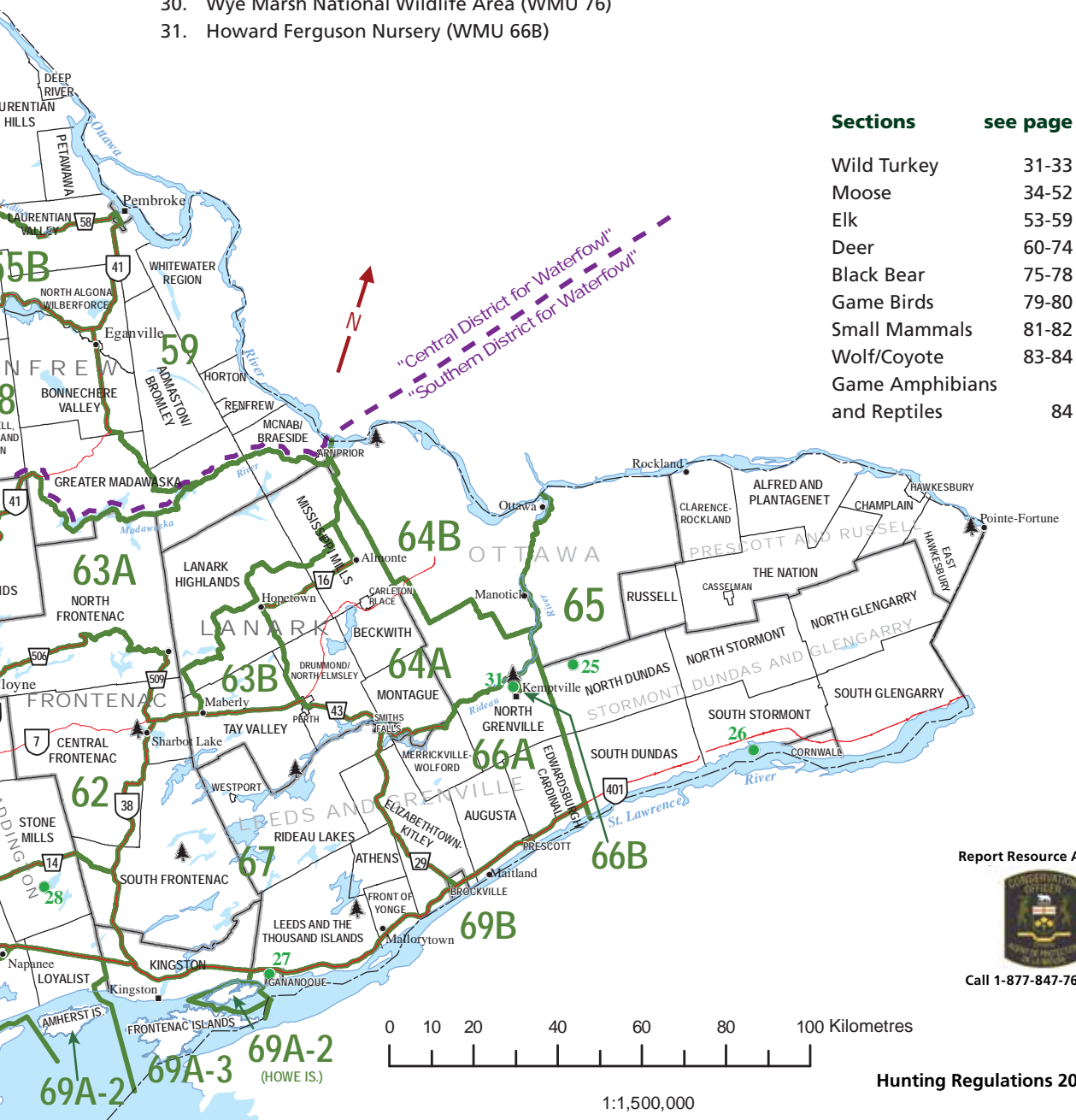
MAP 2

16. Tiny Marsh (WMU 76)
17. Matchedash Bay (WMU 76)
18. Copeland Forest Resources Management Area (WMU 76E)
19. Holland Marsh (WMU 77)
20. Nonquon (WMU 73)
21. Scugog Island (WMU 73)
22. Darlington (Provincial Park) (WMU 72)
23. Presqu'île (Provincial Park) (WMU 71)
24. Brighton (WMU 71)
25. Mountain (WMU 65)
26. Lake St. Lawrence (WMU 65)
27. Gananoque (WMU 67)
28. Camden Lake (WMU 68)
29. Pt. Petre (WMU 70)
30. Wye Marsh National Wildlife Area (WMU 76)
31. Howard Ferguson Nursery (WMU 66B)

Legend

- MNRF District or Area Office
- Provincial or National Park
- Wildlife Management Area
- Municipal Boundary - District and Upper Tier Municipalities
- Municipal Boundary - Lower and Single Tier Municipalities
- International or Interprovincial Boundary
- Ontario King's Highway
- County/Regional Highway
- Secondary Highway
- WMU Boundary and Number

Valid from
Northern Ontario
Ontario
(falconry)



Sections	see page
Wild Turkey	31-33
Moose	34-52
Elk	53-59
Deer	60-74
Black Bear	75-78
Game Birds	79-80
Small Mammals	81-82
Wolf/Coyote	83-84
Game Amphibians and Reptiles	84

Report Resource Abuse



Call 1-877-847-7667

Map 3 – Northern Ontario

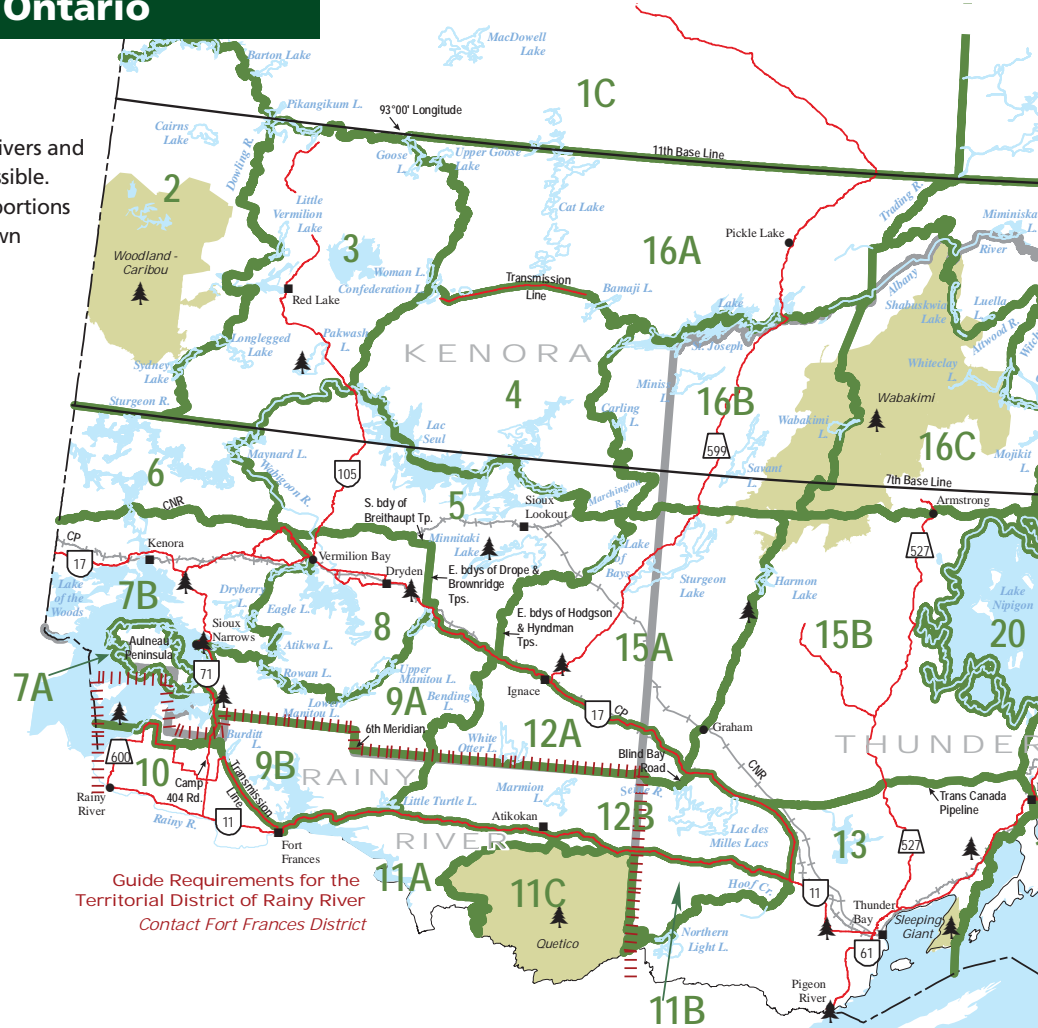
WMU Boundaries

WMU boundaries are roads, lakes, rivers and other physical features wherever possible. For many roads and rivers, only the portions that form WMU boundaries are shown on the map.

For detailed information on WMU boundaries, visit ontario.ca/hunting.

Sections see page

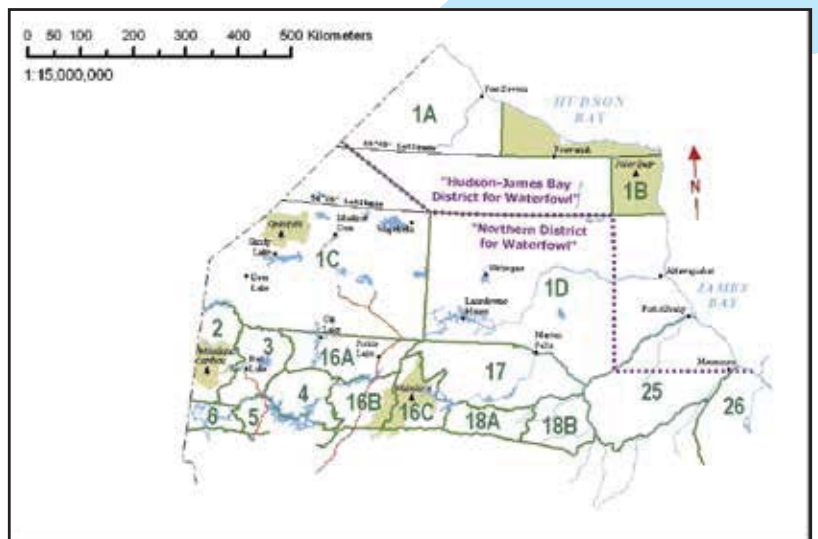
Wild Turkey	31-33
Moose	34-52
Elk	53-59
Deer	60-74
Black Bear	75-78
Game Birds	79-80
Small Mammals	81-82
Wolf/Coyote	83-84
Game Amphibians and Reptiles	84



Guide Requirements for the Territorial District of Rainy River
Contact Fort Frances District

Legend

- MNRF District or Area Office
- Provincial or National Park
- Wildlife Management Area
- Municipal Boundary - District and Upper Tier Municipalities
- Municipal Boundary - Lower and Single Tier Municipalities
- International or Interprovincial Boundary
- Ontario King's Highway
- County/Regional Highway
- Secondary Highway
- WMU Boundary and Number





Wildlife Management Area


MAP 3

32. Hilliardton Marsh (WMU 28)

Report Resource Abuse



Call 1-877-847-7667



1:3,500,000

2017 Hunting Licence Information

All hunters (both Ontario residents and non-residents) must have the hunting version of the Ontario Outdoors Card prior to purchasing a hunting licence or licence tag.

It is illegal for a person to apply for, purchase or possess more than one licence tag each for moose, elk, deer, or black bear.

Existing hunting version Outdoors Card holders may purchase an instant use e-licence for small game hunting and fishing privileges. Call the Ministry of Natural Resources and Forestry Outdoors Card Centre at 1-800-387-7011 for information.

If you wish to hunt, you must have a licence valid for the species or group of species you are hunting, and **you must carry your Outdoors Card, the licence tag, any validation tags and any game seals with you while hunting. (Validation tags and game seals are considered to be part of the licence.) Licence validity or expiry dates do not indicate open season dates. You must show the Outdoors Card and licence to a conservation officer if asked to do so.** Check the tables in this summary to see what, when and where you may hunt. Game species listed in the tables may be hunted only during an open season.

Residents and non-residents must be 16 years of age or older to be eligible for an Ontario Outdoors Card and licence to hunt. Residents may obtain an Outdoors Card and licence at 15 years of age, but they must first get consent in writing from both parents, one parent (if not living with both parents) or a legal guardian (also see **Hunter Apprenticeship**, on page 22).

All annual licences expire on December 31 in the year in which they were issued unless otherwise noted. A small game hunting licence is not valid from June 16 to August 31 for the area north and west of a line formed by the southerly boundary of the District Municipality of Muskoka and the southerly and easterly boundaries of the Territorial District of Nipissing (see map 2, page 10). Exemptions exist for hunting small game using falconry birds and hunting game birds on game bird hunting preserves.

Transfer of Licences

It is illegal to transfer, buy, sell or give a licence, validation tag, game seal or any component of a licence to another person. It is also illegal to use or possess a licence tag, validation tag, game seal or any component of a licence that was issued to someone else. Under certain circumstances, however, moose validation tags or elk seals can be transferred (see Important Information Regarding Moose Validation Tag Transfers, page 41). It is also an offence to do anything which would enable your game seal to be used by another person.

Licence Fees are in effect until December 31, 2017.

NOTE: Fees include 13% HST. A \$2 service fee + 13% HST will be applied to each product for which a fee is charged.

1. Moose

- a) Resident's licence tag to hunt moose..... \$55.70
- b) Non-resident's licence tag to hunt moose \$483.48
- c) Dog licence.....\$13.51

For information on Export Permits, see page 16.

2. Elk

- a) Resident's application to enter elk hunt draw (per person) \$16.95
NOTE: Enter the elk hunt draw online at ontario.ca/outdoorscard, by automated telephone system or at participating ServiceOntario centres, either as an individual or with a group of up to three other people.
- b) Resident's elk licence tag (per person) \$53.39
Only those notified as successful in the elk hunt draw are eligible to purchase an elk licence.

3. Deer

- a) Resident's licence tag to hunt deer..... \$48.43
- b) Farmer's licence tag to hunt deer..... \$27.84
You must complete an "Application for a Farmer's Licence to Hunt Deer" form (available from licence issuers and participating ServiceOntario centres) to get this licence tag. This licence tag is valid only in the county (or other jurisdiction as the case may be) in which you reside.
- c) Resident's additional game seal to hunt deer (selected WMUs only)..... \$48.43
- d) Non-resident's licence tag to hunt deer (antlered deer only)\$241.61
- e) Non-resident's additional game seal to hunt deer (may be valid for antlered deer only, antlerless deer only OR both antlered and antlerless deer; selected WMUs only)\$241.61
- f) Dog licence\$13.51

For information on Export Permits, see page 16.

4. Black Bear

- a) Resident's licence tag to hunt black bear..... \$48.43
- b) Resident's second game seal to hunt black bear (selected WMUs only)..... \$48.43
- c) Non-resident's licence tag to hunt black bear\$241.61
Non-residents must have a Non-resident Black Bear Hunting Licence Validation Certificate as well as a black bear hunting licence. They must also complete the questionnaire that comes with the certificate and return it to the issuer of the certificate within five days following the last day of the open season for which the certificate was issued.
- d) Dog licence\$13.51
- e) Licence to provide black bear hunting services..... \$35.00

For information on Export Permits, see page 16.

5. Small Game

- a) Resident's licence tag to hunt small game..... \$25.15
This licence tag is valid for a resident to hunt game birds (other than wild turkey) and game mammals (except black bear, caribou, deer, elk and moose). Under this licence tag you may hunt fox, game birds (except wild turkey), rabbits and hares in most areas, raccoons, wolf*, coyote*, and black, gray and fox squirrels (but not red squirrels), skunk, opossum, and weasel. A small game licence tag also permits you to hunt American crow, brown-headed cowbird, common grackle, house sparrow, red-winged blackbird or starlings and other animals not scheduled under the *Fish and Wildlife Conservation Act, 1997* (e.g., groundhogs)**. You may also hunt on game bird hunting preserves with this licence. This licence is not valid in northern Ontario and part of central Ontario from June 16 to August 31, except for hunting by falconry and hunting game birds on a game bird hunting preserve (see Map 2, pages 10 to 11, for more details).

* When accompanied by a wolf/coyote game seal in specific WMUs (see Section 6).

** Not all wildlife species can be hunted; consult the *Fish and Wildlife Conservation Act, 1997*, and *Endangered Species Act, 2007* at ontario.ca/e-laws.

- b) Resident's dog (raccoon) licence..... \$13.51
In order to hunt raccoon at night, you must be accompanied by a dog licensed for raccoon hunting. Only one dog licence is required regardless of the number of dogs used.
- c) Non-resident's licence tag to hunt small game.. \$120.93
This licence tag authorizes a non-resident to hunt fox, game birds (except wild turkey), rabbits and hares, raccoons, wolf*, coyote*, and black, gray and fox squirrels (but not red squirrels), skunk, opossum, and weasel. This licence tag also authorizes the holder to hunt American crow, brown-headed cowbird, common grackle, house sparrow, red-winged blackbird, or starlings or any species of unscheduled wildlife (e.g. groundhogs)**.
The non-resident's small game licence tag also authorizes the holder to hunt game birds on game bird hunting preserves. You can hunt wild turkey if you possess a wild turkey licence in addition to a non-resident's small game licence tag. This licence tag is not valid in northern Ontario and part of central Ontario from June 16 to August 31 except for hunting by falconry and hunting game birds on a game bird hunting preserve (see Map 2, pages 10 to 11, for more details).

* When accompanied by a wolf/coyote game seal in specific WMUs (see Section 6).

** Not all wildlife species can be hunted; consult the *Fish and Wildlife Conservation Act, 1997*, and *Endangered Species Act, 2007* at ontario.ca/e-laws.

- d) Non-resident's licence to hunt game birds on a game bird hunting preserve \$17.57
To hunt game birds including wild turkeys on a game bird hunting preserve **only**, a non-resident may wish to purchase this licence rather than a non-resident's small game licence tag.

6. Wolf/Coyote

NOTE: Wolf/coyote game seals are required to hunt wolves/coyotes in WMUs 1A, 1C, 1D, 2-42, 46-50 and 53-58.

Hunters may purchase a maximum of two wolf/coyote game seals per year. In WMUs 43-45 and 59-95, only a small game licence tag is required.

- a) Resident's wolf/coyote game seal (maximum of two per year) (available from participating licence issuers and participating ServiceOntario centres).....\$11.14
In order to hunt wolves or coyotes in the specified WMUs, a resident must have a wolf/coyote game seal, an Outdoors Card and a small game licence tag.
- b) Non-resident's wolf/coyote game seal (maximum of two per year) (available from licence issuers and participating ServiceOntario centres).....\$272.41
In order to hunt wolves or coyotes in the specified WMUs, a non-resident must have a wolf/coyote game seal, an Outdoors Card and a non-resident's small game licence tag.

7. Wild Turkey

Wild turkey licence.....\$29.19

In order to hunt wild turkeys, a resident or non-resident must have a wild turkey licence, valid for either the spring or fall season, an Outdoors Card and a small game licence tag.

8. Falconry Licences

- a) General/Apprentice falconry licence.....\$19.81
b) Commercial falconry licence (HST not applicable).....\$198.13

9. Keeping Wildlife in Captivity

Keeping wildlife in captivity is generally prohibited without authorization. Please contact your local ministry office for further information.

10. Migratory Game Birds

(waterfowl, common snipe, woodcock and mourning dove)

To hunt migratory game birds, you must have a federal Migratory Game Bird Hunting Permit and a Wildlife Habitat Conservation Stamp, as well as an Outdoors Card and small game licence tag. This includes hunting with falconry birds or non-indigenous falconry birds. You may buy a Migratory Game Bird Hunting Permit and Wildlife Habitat Conservation Stamp at any post office.

11. Possession or Tanning of Furbearing Mammals

- a) Notice of Possession..... no charge
You are required to submit a Notice of Possession if you acquire a furbearing mammal and/or pelt in some circumstances (e.g., roadkill, purchased pelts). You can submit a Notice of Possession through ontario.ca or by calling 1-855-613-4256.
- b) Licence to Possess a Pelt no charge
(available at ministry offices)
You are required to obtain this licence to possess a pelt in some circumstances (e.g. if you harvested during the open season but wish to keep the pelt during the closed season).

12. Export Permits

(See also Import, Export and Shipping under General Regulations, page 30.)

NOTE: An export permit is required for any part of the animal, including carcass, hides, pelt or antlers.

- a) Non-resident Moose, Deer, Elk or Black Bear..... \$35.00
This permit is not required for tanned skin or other parts that have been treated by a taxidermist.
- b) CITES permit.....no charge
(available at ministry offices, call for appointment)

This permit is required by resident and non-resident hunters to export from Canada any part of a wolf and, in some circumstances, may be required for black bear (see Export, Import and Shipping, on page 30).

For more information on CITES, visit www.cites.ca.

- c) Export licence for furbearing mammals or their pelts.....Applicable royalty

A royalty is payable to the province at the time that the hunter obtains a permit to export a furbearing mammal (available at ministry offices, call for appointment).

This permit is required by resident and non-resident hunters to export from Ontario a furbearing mammal, including a wolf or coyote.

Outdoors Card and Hunting Licence Information for Residents of Ontario

An Ontario resident is a person whose primary residence is in any part of Ontario and who has actually resided in any part of Ontario for a period of at least **six consecutive months during the immediately preceding 12 months**. Generally, hunters who do not fit this definition must purchase a non-resident licence (see page 20 for non-resident licence information).

An Ontario non-resident hunting Outdoors Card is not transferable to resident status if you become a resident of Ontario. If your residency changes (i.e., you become an Ontario resident) you must challenge the Ontario Hunter Education Course exam.

What is an Ontario resident Outdoors Card?

An Ontario resident Outdoors Card is a plastic, wallet-sized identification card issued by the Ministry of Natural Resources and Forestry to accompany your Ontario hunting licence tag(s). There are two versions of the card that prove eligibility to purchase hunting licences and tags: the hunting version Outdoors Card and the Temporary Hunting Outdoors Card (these cards also provide fishing privileges, once a fishing licence tag is obtained). You must carry your Outdoors Card with you whenever you hunt or fish.

A plastic Outdoors Card is valid for three calendar years, expiring on December 31 of the third year. The expiry year for your Outdoors Card is shown on the front of your card, immediately to the right of the card number. Hunting licence

tags expire on December 31, unless otherwise noted. **The year of expiry may be different for your Outdoors Card and your licence tags**, depending on how you purchase your licence(s).

All annual licences expire December 31st in the year in which they were issued unless otherwise noted.

Three-year small game hunting or fishing licence tags expire with the card. Your Outdoors Card, licence tag or e-licence and any applicable licence must be current for you to have a particular hunting or fishing privilege.

Who needs a hunting version Ontario Outdoors Card?

To hunt in Ontario, most Ontario residents need a hunting version Outdoors Card and all applicable licence tags and licences. There are two exceptions to this.

The first exception is an Ontario resident hunter apprentice who is hunting with a licensed mentor. The hunter apprentice must carry an Ontario-issued Hunter Apprenticeship Safety Card. (The mentor must have an Ontario hunting version Outdoors Card and all applicable licences; see page 22.) The second exception is members of Aboriginal communities with Aboriginal or treaty hunting rights in Ontario. These hunters are not required to be in possession of an Outdoors Card provided they are hunting for food, social or ceremonial purposes within their traditional or treaty area or they are visiting the traditional area of another First Nation and have received proper written permission to hunt from that First Nation.

All other Ontario residents, including Aboriginal persons, either hunting outside of areas where they have Aboriginal or treaty hunting rights **OR** hunting in areas for which they have not received proper written permission to hunt, **must have a hunting version Ontario Outdoors Card and all applicable licences**.

Aboriginal people: Many Aboriginal communities in Ontario hold Aboriginal or treaty rights to hunt. MNR is committed to respecting constitutionally-protected Aboriginal and treaty rights to hunt in traditional and treaty areas, recognizing that hunting continues to play a significant role in the lives of Aboriginal people. After conservation and public safety goals are met, existing Aboriginal and treaty rights take priority.

Aboriginal rights to hunt stem from customs, practices or traditions that are integral to the distinctive culture of an Aboriginal community and can be practiced using contemporary versions of customs, practices or traditions. Treaty rights to hunt are protected through treaties negotiated between the Crown and Aboriginal peoples; these rights are collectively held and are not generic, but rather, are unique to different communities and their associated traditional or treaty territory.

Members of Ontario Aboriginal communities exercising established Aboriginal and/or treaty hunting rights generally do not require an Outdoors Card or hunting licence(s) when hunting for food, social or ceremonial purposes within their traditional or treaty territory. Members of Ontario Aboriginal communities hunting outside their traditional or treaty territory must hold a valid outdoors card, appropriate hunting licence(s) and follow the corresponding regulations, or have written permission from a local First Nation to hunt in their traditional territory (R v. Shipman et al., 2007). Members of Ontario Aboriginal communities exercising hunting rights should be prepared to

provide identification showing their community membership, if requested by a conservation officer.

Non-Aboriginal people may accompany Aboriginal people who are hunting, but may not help them to exercise their hunting rights. For example, a non-Aboriginal person may not assist an Aboriginal hunter by shooting their game, carrying a gun, searching for or flushing game unless the non-Aboriginal person has a valid licence for an animal of the species, age or sex as applicable and the harvest occurs during the open season. They can, however, assist in retrieval of game or transporting of lawfully harvested game while accompanying an Aboriginal person.

What are the two classes of Ontario resident hunting version Outdoors Cards?

As of January 1, 2006, Ontario recognizes two types of resident hunters (and two classes of resident hunting Outdoors Cards) based on the hunting method(s) for which the hunter is accredited. Hunters will be designated as either H1 or H2.

The Class H1 card permits the cardholder to hunt with all methods permitted under the *Fish and Wildlife Conservation Act, 1997*.

The Class H2 card permits the cardholder to hunt with all methods permitted under the *Fish and Wildlife Conservation Act, 1997, except guns*.

Any person will automatically be deemed to be an H1 hunter if they have:

- An Ontario hunting version Outdoors Card (current or expired) issued before January 1, 2006, **OR**
- An Ontario Hunter Education Exam Certificate/Report indicating a pass issued after January 1, 1968, and before January 1, 2006, **OR**
- An Ontario resident's hunting licence issued after January 1, 1968, and before January 1, 1993.

If a new applicant does not automatically qualify as an H1 hunter, a hunting version Outdoors Card is issued based on the exam(s) the applicant has passed. To obtain an H1 hunting version Outdoors Card, the applicant must provide proof (an original or certified copy) of passing BOTH the Ontario Hunter Education Course exam and the Canadian Firearms Safety Course exam. The applicant for an H2 hunting version Outdoors Card must provide proof (an original or certified copy) of passing the Ontario Hunter Education Course exam.

NOTE: Two classes of Hunter Apprenticeship Safety Cards are also recognized as of January 1, 2006. The A1 card permits the apprentice to hunt with all methods permitted under the *Fish and Wildlife Conservation Act, 1997*, and regulations. The A2 card permits the apprentice to hunt with all methods permitted under the Act and regulations, except guns. If the A1 apprentice is hunting with a gun, the mentor must hold an H1 Outdoors Card. If the apprentice is using bow hunting equipment or a falconry bird, the mentor must hold either an H1 or an H2 Outdoors Card.

Is an Outdoors Card a hunting licence?

No. For Ontario residents, a complete and valid licence to hunt consists of a Hunting Outdoors Card or a Temporary Hunting Outdoors Card **plus** the required hunting licence tags **plus** any applicable hunting licences and game seals and/or validation tags.

One or three year hunting licence tags are available from licence issuers located throughout Ontario. For the location of the licence issuer nearest you, visit ontario.ca/outdoorscard or call 1-800-387-7011 for information.

One-year small game licences are available for instant use through ontario.ca/outdoorscard.

How do I get a hunting version Outdoors Card if I have never had one before?

All new accredited hunters who have never had a hunting version Outdoors Card must go to a participating ServiceOntario centre offering MNRF services. You must show the original copy of your hunting accreditation (and proof of passing the Canadian Firearms Safety Course exam if applying for an H1 Outdoors Card).

A Temporary Hunting Outdoors Card is valid for hunting during the open season as soon as the required hunting licence tags and any required licences, game seals and/or validation tags are obtained. The Temporary Hunting Outdoors Card is valid until the end of the calendar year. The fee for this Temporary Hunting Outdoors Card includes the cost of a three-year Outdoors Card. You will automatically be mailed the plastic three-year card.

The following types of hunting accreditation will be accepted when applying for an H1 hunting version Outdoors Card. You must provide the original or certified copy of one of the following:

- An Ontario Hunter Education Exam Certificate/Report indicating a pass issued to you after January 1, 1968, and before January 1, 2006, **OR**
- An Ontario resident's hunting licence issued to you between January 1, 1968, and January 1, 1993, **OR**
- An Ontario Hunting Licence Verification Certificate showing that you were issued a hunting licence as a resident after January 1, 1968, and before January 1, 1993, or that you passed the Ontario Hunter Education Course Examination after January 1, 1968, and before January 1, 2006.
- An Ontario Hunter Education Exam Report indicating a pass issued to you after January 1, 2006, plus proof of passing the Canadian Firearms Safety Course exam.

NOTE: New residents of Ontario have one opportunity to successfully challenge the Ontario Hunter Education Exam, without having to take the Ontario Hunter Education Course, if they can provide proof of having been issued a resident hunting licence or completing a hunter education course in any jurisdiction of which they were a resident at the time.

In order to apply for an H2 hunting version Outdoors Card, the applicant must provide the original or a certified copy of an Ontario Hunter Education Exam Report issued after January 1, 2006.

My Outdoors Card has expired. How do I renew it?

The date on which your Ontario resident hunting version Outdoors Card expires is shown on the front of your card (immediately to the right of your card number).

The three ways to renew your Outdoors Card are:

1. By visiting ontario.ca/outdoorscard and using your VISA or MasterCard to buy online. You will need your Outdoors Card number, date of birth and the postal code we have on file for you to complete this transaction. You can print any e-licences you have purchased, and your Outdoors Card will automatically be mailed to you. Your Outdoors Card, when accompanied by your e-licences, will allow you to enjoy the open season while you wait for your new plastic Outdoors Card to reach you.
2. By using the toll-free automated telephone system and your VISA or MasterCard. Be sure to have your Outdoors Card number on hand when you call 1-800-288-1155. Your Outdoors Card will automatically be mailed to you.
3. By purchasing a Temporary Hunting Outdoors Card, in person, from licence issuers or participating ServiceOntario centres. The fee includes the cost of a three-year Outdoors Card. You will automatically be mailed the plastic three-year Outdoors Card.

I have a current Outdoors Card but my licence tag has expired. How do I get a licence tag for this year?

If you wish to purchase a small game licence, you may do so at ontario.ca/outdoorscard. Deer, moose, black bear and one-year small game hunting licence tags are available from licence issuers located throughout Ontario. For the location of the licence issuer nearest you, visit ontario.ca/outdoorscard or call 1-800-387-7011.

A deer licence tag is also available when applying to the antlerless deer draw through the automated telephone application system from March 1 to June 30. A moose licence tag is also available when applying to the moose draw through the automated telephone application system from April 19 to May 31. The phone number for the automated telephone application system is **1-800-288-1155**. Deer and moose licence tags are also available during the same time periods online at ontario.ca/outdoorscard.

Help Protect Ontario's Natural Heritage



Have you ever witnessed someone fishing out of season, night hunting for deer or moose, illegally dumping waste or littering on public lands, but didn't know what to do about it? The Natural Resources TIPS Reporting Line is available for you to report resource abuse when you see it.

The Natural Resources TIPS Reporting Line offers all Ontarians and Ontario resource users – 24 hours a day, seven days a week – the opportunity to help protect our natural heritage. If you see or suspect an act of resource abuse, call the Ontario Ministry of Natural Resources and Forestry toll-free TIPS Line at 1-877-847-7667. Your information will be used to help conservation officers investigate violations.

Ontario's natural resources are precious. The next time you see someone taking over-limits of fish, small game or waterfowl, illegally removing firewood or trees from public land, or witness any other abuse of our natural resources, please call 1-877-847-7667.



Report natural resources violations
to 1-877-847-7667

Hunters show support for the TIPS violation reporting line. Thousands of calls have been made to the line since it opened on September 24, 2005, to report suspected or known resource abuse.



Common Hunting Licence Options for Ontario Residents

Further hunting licence information available starting on page 14. The one-year licence fees stated in this summary are in effect until December 31, 2017, unless otherwise noted. For the location of the licence issuer nearest you, visit ontario.ca/outdoorscard or call 1-800-387-7011.

Products	2017 Fees		Product Availability			
	Ontario Residents (Includes HST)	Service Fee (Includes HST)	Internet	Automated Telephone Licensing Line 1-800-288-1155	Licence Issuer	Participating ServiceOntario Centres
Hunting Outdoors Card - New	\$9.68	\$2.26				✓
Hunting/Fishing Outdoors Card - Renewal	\$9.68	\$2.26	✓	✓	✓	✓
Ontario resident one-year small game licence tag *	\$25.15	\$2.26	✓		✓	✓
Ontario resident three-year small game licence tag * **	\$75.46	\$2.26	✓	✓	✓	✓
Ontario resident moose licence tag and game seal++	\$55.70	\$2.26	✓	✓***	✓	✓
Ontario resident elk draw application	\$16.95	\$2.26	✓	✓		✓
Ontario resident elk licence tag and game seal	\$53.39	\$2.26				✓
Ontario resident deer licence tag and game seal++	\$48.43	\$2.26	✓	✓***	✓	✓
Ontario farmer's deer licence tag and game seal	\$27.84	\$2.26			✓	✓
Big game draw applications (deer, moose)			✓	✓***	✓+	✓
Additional game seals for deer (offered in select Wildlife Management Units only).	\$48.43	\$2.26	✓	✓		✓
Ontario resident black bear licence tag and game seal	\$48.43	\$2.26			✓	✓
Second game seal for black bear (offered in select Wildlife Management Units only).	\$48.43	\$2.26				✓
Game seals for wolves/coyotes (required in select WMUs only). Valid only with a small game licence.	\$11.14	\$2.26			✓	✓
Ontario resident spring licence and game seal to hunt wild turkey . Valid only with a small game licence. Valid only during the spring open season.	\$29.19	\$2.26	✓	✓	✓	✓
Ontario resident fall licence and game seal to hunt wild turkey . Valid only with a small game licence. Valid only during the fall open season.	\$29.19	\$2.26			✓	✓
Dog Licence	\$13.51	\$2.26			✓	✓

* Licence transactions over the Internet after the renewal of an Outdoors Card will be carried as a separate document.

** Available by Automated Telephone Licensing Line with Outdoors Card renewal only.

*** Big game (deer, moose) draw applications and licence purchase in one transaction.

+ Available at participating Licence Issuers. Please visit ontario.ca/outdoorscard for locations.

++ Available over the Internet and Automated Telephone Licensing Line up to draw deadline date.

FLY-IN FISHING & HUNTING

PINE PORTAGE LODGE

First Class Accommodations, Dining, Guest Services, Conference/Meeting Facilities, Marine Equipment, Fishing & Hunting

🇨🇦
📞 TOLL FREE 1-800-363-4443
✉️ watsons@fishthefinest.com
🌐 www.fishthefinest.com
📍 Wawa, Ontario
f










Outdoors Card Information for All Hunters

How can I get more information on the Outdoors Card?

The staff at the Outdoors Card Centre would be pleased to answer your questions. You can reach the Outdoors Card Centre without charge from anywhere in North America by calling: **1-800-387-7011**.

The hours of operation of the Outdoors Card Centre are Monday to Friday from 8:30 a.m. to 5:00 p.m. (ET).

Lost, Stolen or Destroyed Outdoors Cards, Licences, Validation Tags or Game Seals

If your Outdoors Card, licence, validation tag or game seal is lost, stolen or destroyed, visit a licence issuer or participating ServiceOntario centre (Page 88) to obtain a duplicate. An administration fee will apply.

What else should I know about my Outdoors Card?

Here are other important things to keep in mind:

- You must notify the Ministry of Natural Resources and Forestry of any address or name change within 10 days of the change. You can do this by calling the Outdoors Card Centre toll-free at 1-800-387-7011. Failure to change your address within 10 days can result in a fine under the *Fish and Wildlife Conservation Act, 1997*.
- You must carry your Outdoors Card and all applicable licences on your person whenever you are fishing or hunting. If a conservation officer asks to see your Outdoors Card, the law states that you must show it.
- Your Outdoors Card is not transferable to another person – it provides privileges to you alone.
- It is an offence to provide false information on an Outdoors Card application, licence tag, game seal or validation tag or to accept a licence with no date or one dated before or after the date you applied for it.
- It is illegal for a hunter to hold more than one Outdoors Card or more than one licence tag to hunt deer, moose, elk or black bear. Multiple game seals are permitted where they are available.
- Licences cannot be exchanged as partial payment toward another type of licence.

Do not laminate your licence. The heat from this process will cause it to become unreadable.

Outdoors Card and Hunting Licence Information for Non-Residents of Ontario

Any hunter who is not a resident of Ontario (see page 16) who wants to hunt in the province needs an Outdoors Card. The Non-Resident Outdoors Card is similar to the Outdoors Card Ontario residents have been using since 1993. It is required in order to purchase Ontario hunting and fishing licence tags. In addition to the following information specifically for non-residents, please review the section titled Outdoors Card Information for All Hunters.

What is a Non-Resident Outdoors Card?

A Non-Resident Outdoors Card is a plastic, wallet-sized identification card issued by the Ministry of Natural Resources and Forestry to accompany your Ontario non-resident hunting licence tag(s). The hunting version Non-Resident Outdoors Card and the Non-Resident Temporary Hunting Outdoors Card prove your eligibility to purchase hunting licence tags. (They also provide fishing privileges, once a fishing licence tag is obtained.) Non-Residents of Ontario will only be issued an H1 version of the hunting Outdoors Card regardless of the type of firearm that will be used while hunting in Ontario. Non-Resident bow hunters require an H1 Outdoors Card in order to hunt in Ontario. You must carry your Non-Resident Outdoors Card or your Non-Resident Temporary Hunting Outdoors Card with you whenever you hunt or fish in Ontario.

I live outside Ontario. How do I get a Non-Resident Outdoors Card to hunt in Ontario?

Non-residents of Ontario must present one of the following documents in order to obtain a Non-Resident Outdoors Card to hunt in Ontario:

- An Ontario non-resident's hunting licence issued to you after January 1, 1968, and before January 1, 2009
- A hunting licence issued to you by a competent authority in any jurisdiction as a resident of that jurisdiction after January 1, 1968, if that licence permits the use of a gun
- An Ontario Hunter Education Examination Certificate/ Report issued to you after January 1, 1968
- An Ontario Hunting Licence Verification Certificate showing that you were issued an Ontario licence to hunt, or passed the Hunting Licence Examination
- A certificate, issued to you after January 1, 1968 by a competent authority in any jurisdiction, giving permission to purchase a hunting licence that permits the use of a gun in that jurisdiction.

Hunting accreditation will only be accepted in either English or French. If your hunting accreditation is not in English or French, it must be translated to one of these languages prior to purchasing your hunting Outdoors Card/licences. When purchasing your licences you must provide the original document and its translation to the licence issuer. Please contact the Outdoors Card Centre 1800-387-7011 for additional information.

Only translations by MNRF-approved translators will be accepted. This includes non-Canadian embassies, consulates, or high commissioner's offices. You may also refer to the Association of Translators and Interpreters of Ontario translation services.

NOTE: A non-resident who wishes to hunt in Ontario must be 16 years of age or older.

Where can I purchase a Non-Resident Outdoors Card and hunting licence tags?

Non-resident hunters may purchase a Non-Resident Temporary Hunting Outdoors Card and licence tag(s) from licence issuers throughout the province including participating ServiceOntario

centres. Outdoors Cards can also be renewed and licence tag(s) purchased using our online service at ontario.ca/outdoorscard.

A third party purchase is permitted in order to obtain your Outdoors Card and licence tag(s). For a list of participating ServiceOntario centres and licence issuers, please visit ontario.ca/outdoorscard or call 1-800-387-7011.

What should I know about bringing my hunting rifle or shotgun into Canada?

Federal firearms regulations require that hunters who wish to bring non-restricted firearms into Canada declare their firearms

at their point of entry. A fee is required to complete this procedure; this confirmed declaration is valid for up to 60 days. Non-Resident Firearms Declaration Forms are available from Canada Border Services Agency offices, through the toll-free Canadian Firearms Program information line at **1-800-731-4000**, through the Canadian Firearms Program website at www.rcmp-grc.gc.ca/cfp-pcaf (click on "Fact Sheets" and then "Firearm Users Visiting Canada"), and often through hunting outfitters.

NOTE: Non-residents may face special requirements around the import or purchase of ammunition. Consult with your outfitter or call the Canadian Firearms Program at **1-800-731-4000**.

Common Hunting Licence Options for Non-Residents

Further hunting licence information available starting on page 14. The one-year licence fees stated in this summary are in effect until December 31, 2017, unless otherwise noted. For the location of the licence issuer nearest you, visit ontario.ca/outdoorscard or call 1-800-387-7011.

Products	2017 Fees		Product Availability			
	Canadian and Non Residents (Includes HST)	Service Fee (Includes HST)	Internet	Automated Telephone Licensing Line 1-800-288-1155	Licence Issuer	Participating ServiceOntario Centres
Non-resident Hunting Outdoors Card - New	\$9.68	\$2.26			✓	✓
Non-resident Hunting Outdoors Card - Renewal	\$9.68	\$2.26	✓	Check ontario.ca/outdoorscard for future availability	✓	✓
Non-resident one-year small game licence tag	\$120.93	\$2.26	✓		✓	✓
Non-resident three-year small game licence tag	\$362.80	\$2.26	✓		✓	✓
Non-resident moose licence tag	\$483.48	\$2.26	✓*		✓*	✓
Non-resident deer licence tag	\$241.61	\$2.26			✓	✓
Additional game seals for deer (available to non-residents in selected WMUs only).	\$241.61	\$2.26	✓			✓
Non-resident black bear licence tag	\$241.61	\$2.26			✓	✓
Game seals for wolves/coyotes (required in selected Wildlife Management Units only). Valid only with a small game licence.	\$272.41	\$2.26			✓	✓
Non-resident spring licence and game seal to hunt wild turkey . Valid only with a small game licence. Valid only during the spring open season.	\$29.19	\$2.26	✓		✓	✓
Non-resident fall licence and game seal to hunt wild turkey . Valid only with a small game licence. Valid only during the fall open season.	\$29.19	\$2.26			✓	✓
Dog Licence	\$13.51	\$2.26			✓	✓
Export Permit (moose, deer and black bear)	\$35.00	\$2.26			✓	✓
Export Permit for furbearing mammals or their pelts **	Applicable Royalty	\$2.26				

* Only non-resident moose licence tag to hunt with an immediate relative or an outfitter (see information for non-residents wishing to hunt in the moose section).

** Available at ministry offices, call for appointment.

A Message from Ontario's Conservation Officers

It is an offence under the *Fish and Wildlife Conservation Act, 1997* for anyone to trespass for the purpose of hunting or fishing.

Report Resource Abuse 1-877-847-7667



The Ontario Hunter Education Program

The Ontario Hunter Education Program is administered by the Ministry of Natural Resources and Forestry in partnership with the Ontario Federation of Anglers and Hunters (OFAH). The Ontario Hunter Education Course and exam are delivered by approximately 300 certified instructors across the province. To find a hunter education instructor in your area, please visit www.ohep.net. Please contact an instructor in your community for information on course dates, times and fees. To purchase *Ontario's Hunter Education Manual*, contact an instructor or the OFAH.

Plan Ahead

To ensure you receive the training and the appropriate accreditation required to hunt in Ontario and to avoid disappointment, please contact an instructor well in advance of the hunting season.

Consent Required

Individuals under the age of 16 must file a consent signed by one parent or guardian **before** attending the Ontario Hunter Education Course. Consent forms can be obtained by visiting ontario.ca/hunting and selecting Hunter Education.

Ontario Outdoors Cards

Two classes of Ontario Outdoors Cards and Hunter Apprenticeship Safety Cards are available to residents – one for gun hunters and one for non-gun hunters.

Class H1 Outdoors Card – Residents

The H1 card permits the cardholder to hunt with all methods permitted under the *Fish and Wildlife Conservation Act, 1997*. Applicants for this version of the Outdoors Card will have to provide documentation that they have passed both the Ontario Hunter Education Course exam and the Canadian Firearms Safety Course exam. These courses are normally delivered in a “One-Stop” combined course; however, both courses are available independently if desired. “One-Stop” graduates will meet provincial training requirements to hunt with a gun or bow hunting equipment and the federal training requirements for firearm possession, acquisition and ownership.

Any person with a hunting version of an Ontario Outdoors Card, Ontario Hunting Licence or Hunter Education Exam Report indicating a pass issued after January 1, 1968, and before January 1, 2006, will be eligible for the H1 Outdoors Card.

Class H2 Outdoors Card – Residents Only

The H2 card permits the cardholder to hunt with all methods permitted under the Act except guns. Applicants for this version of the Outdoors Card will have to provide documentation that they have passed the Ontario Hunter Education Course exam.

Contacts

For information on the Ontario Hunter Education Program, contact the OFAH at (705) 748-5785 or www.ohep.net.

For information on the federal *Firearms Act*, contact the Canadian Firearms Program at 1-800-731-4000 or www.rcmp-grc.gc.ca/cfp-pcaf.

Hunter Apprenticeship Safety Program – Residents Only

Ontario's Hunter Apprenticeship Safety Program allows individuals to safely develop their hunting skills while under the **direct and immediate supervision** of a qualified mentor. The program provides practical training for future hunters. Two classes of Ontario Hunter Apprenticeship Safety Cards are available: one for gun hunters and one for non-gun hunters.

Class A1 Hunter Apprenticeship Safety Card

The A1 Hunter Apprenticeship Safety Card permits the cardholder to hunt with all methods permitted under the Act and regulations. Applicants for this version of the Hunter Apprenticeship Safety Card must be 12 years of age or older and will have to provide documentation that they have passed both the Ontario Hunter Education Course exam and the Canadian Firearms Safety Course exam. These courses are available in a “One-Stop” combined course; however, both courses are available independently if desired. “One-Stop” graduates will meet provincial training requirements to hunt with a gun or bow hunting equipment and the federal training requirements for firearms possession, acquisition and ownership. (**NOTE:** To own or acquire a gun, you must be 18 years of age or older.)

Class A2 Hunter Apprenticeship Safety Card

The A2 Hunter Apprenticeship Safety Card permits the cardholder to hunt with all methods permitted under the Act and regulations except guns. Applicants for this version of the Hunter Apprenticeship Safety Card must be 12 years of age or older and provide documentation that they have passed the Ontario Hunter Education Course exam.

Other Hunter Apprenticeship Safety Program Requirements:

Written parental consent is required before a hunting Outdoors Card or Apprentice Safety Card can be issued if the applicant is less than 16 years of age. Consent is required from both parents if the applicant resides with both parents or from one parent or guardian if not living with both parents.

- The applicant must be a resident of Ontario.
- The apprentice, while hunting, must be under the **direct and immediate supervision** of a mentor who is 18 years of age or older, and who holds a valid Outdoors Card of the equivalent class and a valid hunting licence for the game species being hunted.
- The apprentice must share a **single firearm** with the mentor.
- An apprentice must possess a federal Migratory Game Bird Hunting Permit to hunt migratory game birds.
- With the exception of migratory game birds, game wildlife taken by the apprentice must be added to the daily bag limit of the mentor.
- A Hunter Apprenticeship Safety Card is valid for three years.
- Apprentices must carry the Hunter Apprenticeship Safety Card with them while hunting.

General Regulations

Firearms

Firearms include rifles, shotguns, muzzle-loading guns, air or pellet guns, bows and crossbows. You may use semi-automatic or repeating firearms for hunting in Ontario, but not handguns that are restricted or prohibited firearms or fully automatic firearms. Air and pellet pistols with a muzzle velocity less than 152 metres (500 feet) per second may be used for hunting in Ontario (see restrictions on page 24).

Remember: Hunting carelessly is an offence. Hunters who handle or discharge firearms without due care and attention or consideration for persons and property are liable to a fine of up to \$25,000 or imprisonment for up to two years - or both. Depending on the circumstances, a person may also be subject to charges under the *Criminal Code*.

ANY injury caused by the discharge of a firearm while the firearm is possessed for the purpose of hunting or trapping and which results in treatment by a physician MUST BE reported to a conservation officer.

Before hunting, check local sunrise-sunset times. You may only hunt from half an hour before sunrise to half an hour after sunset (exceptions: night raccoon, spring wild turkey, and, in some WMUs, pheasant). If you are in an area usually inhabited by wildlife, during the period from half an hour after sunset to half an hour before sunrise you must unload and encase any firearms (including air guns, pellet guns, bows or crossbows) in your possession.

To be considered encased, firearms must be enclosed on all six sides.

A firearm is considered to be loaded if it has a cartridge in the chamber or in a magazine that is attached to the firearm.

A **muzzle-loading gun** is a gun that is loaded through the muzzle. A percussion muzzle-loading gun is considered to be loaded if there is a charge of powder and a projectile in the barrel and a percussion cap on the nipple. A flint-lock muzzle-loading gun is considered to be loaded if there is a charge of powder and a projectile in the barrel and the vent is unplugged. An electronic muzzle-loading gun is considered to be loaded if there is a projectile in the barrel. Under federal regulations pertaining to storage and transport of firearms, a muzzle-loading gun is not unloaded unless any propellant, projectile or cartridge has been removed from the breech or firing chamber. There is an exemption on transport restrictions when traveling between hunting sites.

A **crossbow** is considered to be loaded if the bow is cocked and there is a bolt in the crossbow. A bow other than a crossbow is considered to be loaded if the bow is strung and an arrow is nocked.

The draw length of a **bow** (compound, recurve, long) is the measured distance from the outer edge of the main riser (handle), following the line of an arrow to the string at the anchor point.

The draw length of a **crossbow** is measured along the bolt ramp (where the bolt rests) from the outer edge of the main limb, to the anchor point (release latch mechanism) at full draw.

Roads – Possession and Discharge of Firearms

Restriction	Geographic Areas
No possession of a loaded firearm within eight metres of the travelled portion of a road (or roadside fenceline where one exists) at any time AND no discharge of a firearm from or across a right of way for public vehicular traffic at any time.	Brant, Bruce, Chatham-Kent, Dufferin, Durham, Elgin, Essex (except the single-tier municipality of Pelee), Frontenac (except the lower-tier municipalities of Central and North Frontenac), Grey, Haldimand, Halton, Hamilton, Hastings (except the lower-tier municipalities of Bancroft, Carlow/Mayo, Deseronto, Faraday, Hastings Highlands, Limerick, Madoc, Marmora and Lake, Tudor and Cashel and Wollaston), Huron, Kawartha Lakes, Lambton, Lanark, Leeds and Grenville, Lennox and Addington (except the lower-tier municipality of Addington Highlands), Middlesex, Niagara, Norfolk, Northumberland, Ottawa, Oxford, Peel, Perth, Peterborough (except the lower-tier municipalities of Galway-Cavendish-Harvey and North Kawartha), Prescott and Russell, Prince Edward, Simcoe, Stormont, Dundas and Glengarry, Toronto, Waterloo, Wellington, York.
No possession of a loaded firearm within eight metres of the travelled portion of a road (or roadside fenceline where one exists) during an open gun season for deer or elk AND no discharge of a firearm from or across a right of way for public vehicular traffic at any time.	Lower-tier municipalities of Central and North Frontenac in the geographic area of Frontenac, Haliburton, Hastings (except the single-tier municipalities of Belleville and Quinte West; and the lower-tier municipalities of Centre Hastings, Stirling-Rawdon, Tweed and Tyendinaga), the lower-tier municipality of Addington Highlands in the geographic area of Lennox and Addington, Muskoka, the lower-tier municipalities of Galway-Cavendish-Harvey and North Kawartha in the geographic municipality of Peterborough, Renfrew, the single-tier municipalities of Alberton, Chapple, Dawson, Emo, Fort Frances, La Vallee, Morley, Rainy River and the geographic townships of Morson, McCrosson, Tovell, Dance (excluding Lyons Bay Road and Lost Creek Road), Kingsford (excluding Fleming Road), Miscampbell (excluding Boffin Road), Pratt, Nelles, Spohn and Sutherland all within the Territorial District of Rainy River, and the single-tier municipality of Kenora, geographic townships of Boys, Ewart, Forgie, Gidley, Glass, Gundy, Kirkup, Pellatt and the unorganized area south and east of the geographic township of Boys township, south of the geographic township of Pellatt and west of the single-tier municipality of Kenora to the shore of Lake of the Woods all within the Territorial District of Kenora.
No discharge of firearms from or across the travelled portion of a right of way.	Any part of the province not listed above.

NOTE: The restrictions above do not apply to unmaintained roads.

Summary of Firearms Restrictions for Hunting in Ontario

Game Species & Season	Rifles		Shotgun	Muzzle-loader	Bows See page 23 for measurement instructions.			
	Centre-Fire	Rim-Fire			Bow (compound, recurve, long)	Crossbow		
Moose – Rifles, Shotguns, Bows and Muzzle-loaders	Yes	No	Yes, but no person shall use a shotgun smaller than 20 gauge when loaded with shot or any shotgun loaded with shot smaller than SG (No. 1 buck) to hunt moose.	Yes	Bows must have a draw weight of at least 22 kilograms (48.5 lb.) at draw length of 700 mm (27.6 in.) or less. Arrows must be at least 600 mm (23.6 in.) long and have at a minimum a 22 mm (0.87 in.) wide head with at least two sharp cutting edges.	Crossbows must have a draw length of at least 300 mm (11.8 in.) and a draw weight of at least 54 kilograms (119 lb.). At a minimum bolts must have a 22 mm (0.87 in.) wide head with at least two sharp cutting edges.		
Moose – Bows and Muzzle-loaders Only	No	No	No	Yes				
Moose – Bows-Only	No	No	No	No				
Elk - Rifles, Shotguns, Bows and Muzzle-loaders	Yes	No	Yes, but no person shall use a shotgun smaller than 20 gauge when loaded with shot or any shotgun loaded with shot smaller than SG (No. 1 buck) to hunt elk or black bear.	Yes				
Black Bear	Yes	No						
Deer – Rifles, Shotguns, Bows and Muzzle-loaders	Yes	No	Yes, but no person shall use a shotgun smaller than 20 gauge when loaded with shot or any shotgun loaded with shot smaller than SG (No. 1 buck) to hunt deer.	Yes	Bows must have a draw weight of at least 18 kilograms (39.7 lb.) at a draw length of 700 mm (27.6 in.) or less. Arrows must be at least 600 mm (23.6 in.) long and have at a minimum a 22 mm (0.87 in.) wide head with at least two sharp cutting edges.	Crossbows must have a draw length of at least 300 mm (11.8 in.) and a draw weight of at least 45 kilograms (99.2 lb.). At a minimum bolts must have a 22 mm (0.87 in.) wide head with at least two sharp cutting edges.		
Deer – Shotguns, Bows and Muzzle-loaders Only	No	No						
Deer – Bows and Muzzle-loaders Only	No	No					No	Yes
Deer – Bows-Only	No	No					No	No
Wild Turkey	No	No	Not larger than 10 gauge or smaller than 20 gauge. Shot size must be 4, 5, 6 or 7.	Muzzle-loading shotgun not larger than 10 gauge or smaller than 20 gauge. Shot size must be 4, 5, 6 or 7.				
Deer – Rifles, Shotguns, and Muzzle-loaders Only	Yes	No	Yes, but no person shall use a shotgun smaller than 20 gauge when loaded with shot or any shotgun loaded with shot smaller than SG (No. 1 buck) to hunt deer.	Yes	No	No		
Deer – Shotguns and Muzzle-loaders Only	No	No		Yes	No	No		
Deer – Muzzle-loaders Only	No	No		No	Yes	No	No	

NOTE: See appropriate sections for complete details. If you are hunting small game in an area where there is an open season for deer, moose, elk or black bear, you may not possess or use a rifle of greater muzzle energy than 400 ft-lbs or shells loaded with ball or with

shot larger than No. 2 shot, unless you possess a valid licence to hunt deer, moose, elk or black bear as the case may be. When hunting deer, elk or moose, you may only use or carry the type of firearms allowed.

NOTE: A broadhead used for hunting big game or wild turkey must be at least 22 mm wide and have at least two sharp cutting edges.

Arrows must be at least 60 cm in length. The length of an arrow is measured from the base of the arrowhead to the bottom of the nock slot.

You must plug a semi-automatic or repeating shotgun so that it will not hold more than a total of three shells in the chamber and magazine combined.

On the Aulneau Peninsula (WMU 7A), from August 15 to December 15, you may not use a rifle of greater muzzle energy than 400 ft-lbs or a shotgun loaded with ball or with shot larger than number 2 lead shot, triple BBB steel shot or double BB bismuth shot.

Under the *Criminal Code* of Canada you cannot possess any clip/magazine that holds more than five shots for a semi-automatic centrefire non-restricted firearm unless that clip/magazine has been specifically exempted, pursuant to the federal regulations.

Contact the Canadian Firearms Program at 1-800-731-4000 (or www.rcmp-grc.gc.ca/cfp-pcaf) for information about the requirements for firearm ownership, licensing, storage and transportation.

Municipal By-laws

Some municipalities have by-laws restricting the discharge of firearms. In addition, many municipalities have by-laws regarding dogs, including by-laws that may affect the use of dogs while hunting. Check with the local municipal office for details.

Hunter Orange

The objective of the hunter orange regulation is to maximize hunter safety without negatively impacting hunting success. Under this regulation, all licensed hunters, including bow hunters, falconers and black bear hunters, hunting during a gun season for deer, elk or moose, are required to wear hunter orange. This requirement does not apply to persons who are hunting migratory game birds, except woodcock.

In addition, all licensed black bear hunters hunting during the open season for black bear that is not a gun season for deer, elk or moose, are required to wear hunter orange except when in a tree stand.

A hunter orange garment and head cover must be worn. The hunter orange garment must cover a minimum of 400 square inches (2,580 square centimetres) above the waist and be visible from all sides. Open mesh or camouflage hunter orange must not be part of the 400 square inches. A hunting coat or vest generally meets this requirement. The hunter orange head cover may have: open mesh; a peak or brim colour other than hunter orange, and a crest or logo which does not completely cover the hunter orange on the side where it is affixed. The head cover must not contain camouflage material.

Hunter orange colour standards are generally consistent across North America. Manufacturers can provide information regarding clothing compliance with this standard.

As a best practice to protect hunter safety, hunters using ground blinds should take steps to make their blind clearly visible to other hunters who may be in the area. Use of hunter orange material on the outside of the blind is an appropriate method to mark a ground blind.

Party Hunting

A person may hunt moose, deer or black bear in a party even if the person has previously attached his or her game seal to a moose, deer or black bear. A person may also hunt elk in a party with some restrictions in addition to the conditions listed below - see page 53 for more information on Modified Party Hunting for Elk. The term "Party Hunting" means two or more persons hunting during an open season for moose, elk, deer or black bear under all of the following conditions:

- Each person has a valid licence to hunt the big game species being hunted.
- The total number of moose, elk, deer or black bear killed by the party does not exceed the total number of game seals held by the members of the party licensed to hunt that species.
- The total number of moose, elk, deer or black bear of a specified sex, age or type killed by the party does not exceed the total number of game seals validated for that sex, age, or type that are held by members of the party.
- All members of the party hunt together in the same Wildlife Management Unit or portion thereof for which the game seal is valid.
- Each member of the party hunts within five kilometres of the person who holds the game seal that is valid for the wildlife being hunted.
- Each member of the party must be able to reliably and immediately communicate with other members of the party.
- All members of the party, including the person who holds the seal that is valid for the wildlife that the party is hunting, actively participate in the hunt and hunt co-operatively.

The person who kills the wildlife while hunting in a party shall immediately notify all other members of the party that the wildlife has been killed and the game seal holder shall immediately affix the game seal to the wildlife in the manner indicated in the instructions accompanying the game seal.

At this point, you and your party members at the kill site must determine the category of animals that may still be hunted. You must then make sure your other party members, who did not come to the kill site, are informed. The hunter in your party who killed the animal and the hunter who attached the game seal may continue hunting provided other members of your party possess valid, unused game seals for the wildlife being hunted.

If you have questions about party hunting, the best time to get answers is before the hunt begins. Contact a conservation officer at the ministry office in the district in which you will be hunting. A list of ministry offices and phone numbers is found on page 88.

Use of Vehicles, Boats, Drones or Aircraft

(see Definitions, page 86)

Aircraft, including drones and balloons, may not be used while hunting. Snowmobiles, vehicles or boats may not be used for chasing, pursuing, harassing, capturing, injuring or killing any wildlife.

It is illegal to have a loaded firearm in or on, or discharge a firearm from, an aircraft, vehicle (including snowmobile and all-terrain vehicle) or motorboat or anything towed by the boat. An exception to this rule is that a person may obtain an authorization through the local ministry office if the person's mobility is impaired and the person meets one of the following criteria:

1. A paraplegic or hemiplegic.
2. A single (above the knee) lower limb amputation or a double (below the waist) amputation.
3. Suffers severe disability and cannot hunt without the use of a wheelchair or similar means of locomotion. In this case, the hunter must provide a medical certificate stating disability.

The authorization is valid for a period of up to five years for a person with a permanent disability.

A loaded firearm may be carried in, and discharged from, a canoe or boat that is being paddled, with no motor attached.

MOTORBOATS: Under the *Fish and Wildlife Conservation Act, 1997*, a motorboat means a boat with a motor that is attached to the boat (see Definitions on page 86). There is an exception to the prohibition on loaded firearms in a motorboat if you are hunting waterfowl in accordance with the *Migratory Birds Convention Act, 1994*.

Sunday Gun Hunting

Sunday gun hunting is permitted in areas north of the French and Mattawa rivers. In areas south of the French and Mattawa, Sunday gun hunting is regulated on a municipality basis.

Changes will periodically occur to the areas where gun hunting on Sundays is allowed south of the French and Mattawa rivers.

To hunt with a gun on Sunday, you must ensure:

- the season is open for the species and type of gun you want to use
- gun hunting is allowed on Sundays in the municipality where you wish to hunt
- the use of a gun is in accordance with any applicable municipal by-law.

To confirm the status of the municipality in which you want to hunt, please check the Sunday gun hunting information available at ontario.ca/hunting.

Dogs

All dogs used to hunt deer, moose or black bear must be licensed. There is no limit on the number of dogs that may be licensed and used. Dogs may not run at large in an area inhabited by deer, moose, elk, caribou or black bear during the closed season. Dogs may not be used to hunt elk.

The use of leashed dogs to track and retrieve wounded big game is now permitted during all big game seasons. For more information, please call 1-800-667-1940.

You must have an authorization or licence issued from MNRF to conduct dog training and field trials on game mammals and game birds during the closed season, or an appropriate hunting licence during the open season.

To hunt raccoon at night, you must be accompanied by a dog licensed for raccoon hunting and you must have a resident or non-resident small game licence. Only one dog licence is required while hunting raccoon at night regardless of the number of dogs used.

Many municipalities have by-laws regarding dogs, including by-laws that may affect the use of dogs while hunting. Check with the local municipal office for details.

For a dog coming into Canada from the United States, you must have a certificate, signed by a veterinarian licensed in Canada or in the United States, stating that the dog has been vaccinated against rabies during the preceding 36 months. The certificate must have a reasonably complete and legible description of the dog and the date of the vaccination. For more information, check with Canada Border Services Agency.

Snares

Snares cannot be used for hunting, except by the holder of a resident small game licence taking varying hares north of the French and Mattawa rivers with a snare constructed of copper or brass wire between 22 and 24 gauge. The opening of the snare wire loop must be 10 cm (4 in.) or less in diameter.

Licensed trappers may use snares under conditions specified in the trapping regulations.

Poison and Adhesives

It is illegal to use poison and adhesives to kill, injure or capture wildlife.

Big Game – Swimming

You may not hunt moose, elk, deer or black bear while they are swimming.

Trespassing

A person is trespassing if the person, without appropriate permission, enters onto property or engages in an activity on property where notice has been given that entry or the activity is not allowed. Notice may be given in a variety of ways; some of the common ones are verbally, signs, symbols or fences. Lands under cultivation are also considered to be notice against entry. A hunting licence does not give a hunter the right to enter private property.

ALWAYS ask for permission and obey signs. Signs may be in three formats:

- Red or yellow markings of such a size that a circle of 10 cm (4 inches) can be contained wholly within them. Red means no entry is permitted. Yellow markings mean no entry is permitted except for activities that may be allowed.
- Graphic representation of a permitted or prohibited activity.
- A written sign.

Canadian Residents

Canadian residents can camp on Crown land and conservation reserves for free up to 21 days on any one site in a calendar year. For the purposes of camping on Crown land and in a conservation reserve, a resident of Canada includes both Canadian citizens as defined in the *Citizenship Act* (Canada), as well as individuals who have resided in Canada for at least 7 **consecutive** months during the preceding 12 month period. You do not have to meet both requirements.

Non-Residents of Canada

(see definition of resident of Canada above)

Non-residents of Canada 18 years of age or older, require a permit to camp on Crown land in northern Ontario (north of the French and Mattawa rivers) or in a conservation reserve anywhere in Ontario. Non-resident Crown land camping permits are \$9.35 + tax per person per day and can be purchased online at Ontario.ca. **Non-residents who own property in Ontario are exempt from the need to obtain Crown land camping permits.**

In addition to any local access restrictions, non-residents are also prohibited from camping in designated green zones in northern Ontario at any time of year. These areas are generally well signed; however, non-residents are advised to check with the local ministry office for complete information on areas where non-resident camping is prohibited or they can visit ontario.ca/page/camping-crown-land to find a map of green zones. In some cases, non-residents do not need a permit, for example, if renting a camping unit (e.g., tent, trailer, etc.) from a person who conducts business in Ontario. There are additional situations that do not require a permit also listed on this website.

Camping in Provincial Parks

For information on camping at a provincial park, visit the Ontario Parks website at OntarioParks.com. Camping fees may apply.

Wildlife Management Areas – Wildlife Extension Landowner Agreement Area/ Provincial Wildlife Area

There are 32 Provincial Wildlife and Wildlife Extension Landowner Agreement Areas in Ontario which provide hunting opportunities. Some areas have daily or seasonal licence fees, while others may be used free of charge. See pages 9, 11 and 13 for listings. Some areas are only open on certain days of the week, for specific hours or for designated species only. Detailed information on each area can be obtained from local ministry offices.

Crown Game Preserves

Except where stated in the regulations, you may not hunt or trap, or use or possess firearms, in Crown Game Preserves. You may possess firearms if you live on private land within a Crown Game Preserve, but you may not hunt or trap. There are Crown Game Preserves other than those shown on the maps. Contact a ministry office for more details.

If it is not evident what activities are allowed, ask for permission from the landowner or occupier. Not all land is signed. Unsigned lands may be private land as well. (For example if the property is fenced, no access is permitted without permission of the occupier.) It is your responsibility to find out who owns the land you wish to hunt on and obtain permission. If unsure, stay out. If a wounded animal runs onto private property where you do not have permission to enter, you must seek the landowner's or occupier's permission to retrieve the animal. **Positive landowner or occupier/hunter relationships are important to the future of hunting in Ontario.**

Be sure you are familiar with the *Occupiers' Liability Act* and the *Trespass to Property Act* before entering private land. (You may obtain these two acts from Publications Ontario or online at ontario.ca/e-laws.) If you are on private property for the purpose of hunting or fishing and the occupier asks you to leave, if you do not do so immediately, or if you do not obey signs prohibiting trespassing, then you will also be violating the *Fish and Wildlife Conservation Act, 1997*.

You may not enter private land in a party of more than 12 persons without the express permission of the occupier if any member of the party possesses a firearm or other hunting device.

Before hunting on Indian Reserves, ask the permission of the Band Council.

If you wish to hunt elk on private land you must have with you a valid elk licence and the written consent of the landowner on the form provided by the ministry. If you wish to hunt deer on Barrie Island, Cockburn Island or Manitoulin Island, you must have with you a valid deer licence and the written consent of the landowner on the form provided by the ministry. If you wish to hunt moose in WMU 65, you must have a moose licence, the appropriate validation tag and, if hunting on private land, written consent of the landowner on the form provided by the ministry.

Camping on Crown Land and in Conservation Reserves

Most Crown land and conservation reserves are available year-round for personal, temporary use, at no cost.

Please note, however, that restrictions may apply in some areas as indicated by the posting of signs, or provided for in land use planning or management direction found at ontario.ca/page/crown-land-use-policy-atlas and ontario.ca/page/provincial-parks-and-conservation-reserves-planning. In addition, some areas may have restricted-travel zones for forest fire prevention, officially closed forest-access roads or specific areas posted with signs to prohibit all or certain kinds of uses or travel.

Provincial Parks

You may not hunt (or take) any mammals, birds, amphibians or reptiles in provincial parks, or have a firearm with you, unless otherwise provided in the regulations. See below for more details on hunting in Ontario provincial parks.

Generally, **hunting of wolves is prohibited in provincial parks**. Check with Algonquin Provincial Park for more details and for special permit requirements for hunting in Clyde and Bruton townships (WMU 54).

Conservation Officers

A conservation officer is appointed under the *Fish and Wildlife Conservation Act, 1997*. The term “conservation officer” also includes a member of the Royal Canadian Mounted Police, a police officer or First Nations constable appointed under the *Police Services Act*, a game officer designated under the *Migratory Birds Convention Act, 1994*, a park warden designated under the *Canada National Parks Act*, and a person whose primary employment responsibility is enforcement of fish and wildlife laws in a border jurisdiction if he or she is acting under the direction of a conservation officer. Conservation officers have powers of inspection, arrest, search and seizure under the various statutes they enforce, including the *Fish and Wildlife Conservation Act, 1997*, the *Migratory Birds Convention Act, 1994*, and the *Fisheries Act*.

Conservation officers also have authority to enforce the *Off-Road Vehicles Act*, *Motorized Snow Vehicles Act*, *Liquor Licence Act*, and *Small Vessel Regulations*. When carrying out his or her duties, or investigating an offence under these statutes or the corresponding regulations, a conservation officer may have the power to:

- Stop and/or inspect a vehicle, boat or aircraft
- Inspect firearms, ammunition, wildlife or fish
- Ask questions relevant to the inspection
- Inspect buildings or other places
- Search with a warrant
- Search without a warrant in circumstances requiring immediate action
- Seize items related to the offence
- Arrest anyone the conservation officer believes has committed, is committing or is about to commit an offence.

Conservation officers operate “game check stations” throughout the year. At these stations, conservation officers collect information on game taken by hunters and make sure the regulations are being followed in order to better manage our wildlife resources.

Hunting in Ontario Provincial Parks

Hunting is permitted in the following provincial parks. **Hunters should ALWAYS check with the appropriate park office regarding areas open to hunting, species that can be hunted, seasons, and other restrictions that apply in each park.** Call 1-800-667-1940 for assistance.

Abitibi-De-Troyes	Esmer Lakes	Mashkinonje	Rondeau
Albany River	Fawn River	Matinenda	Ruby Lake
Alexander Lake Forest	French River	Mattawa River	Rushbrook
Algoma Headwaters	Fushimi Lake	McRae Point	Sandbar Lake
Algonquin Park	Goulais River	Missinaibi	Sandpoint Island
(Clyde, Bruton and Eyre Twps.)	Grant's Creek	Mississagi	Severn River
Amable du Fond River	Greenwater	Mississagi River	Silent Lake
Aubinadong-Nushatogaini Rivers	Groundhog River Waterway	Nagagamis	Silver Falls
Aubinadong River	Grundy Lake	Nakina Moraine	Solace
Aubrey Falls	Gull River	Nimoosh	South Bay
Barron River	Halfway Lake	Noganosh Lake	Spanish River
Batchawana River	Ivanhoe	North Channel Inshore	St. Raphael
Big East River	Jocko Rivers	Obabika River	Steel River
Biscotasi Lake	Kap-Kig-Iwan	Obatanga	Sturgeon River
Bissett Creek	Kashabowie	Obonga-Ottertooth	Temagami River
Black Creek	Kawartha Highlands Signature Site	Ogoki River	The Massasauga
Black Sturgeon River	Killarney	Opeongo River	The Shoals
Blind River	Killarney Lakelands and Headwaters	Otoskwin-Attawapiskat River	Turtle River-White Otter Lake
Blue Lake	Kopka River	Ottawa River	Upper Madawaska River
Bon Echo	La Cloche	Oxtongue River-Ragged Falls	W.J.B. Greenwood
Bonnechere River	Lake of the Woods	Pancake Bay	Wabakimi
Brightsand River	Lake St. Peter	Pigeon River	Wanapitei
Chapleau-Nemegosenda River	Lake Superior	Pipestone River	Wenebagon River
Charleston Lake	LaMotte Lake	Point Farms	Westmeath
(Blue Mountain area only)	Larder River Waterway	Polar Bear	West English River
Chiniguchi Waterway	LaVerendrye	Presqu'île	West Montreal River
Dana-Jowsey Lakes	Little Abitibi	Pretty River Valley	White Lake
Darlington	Little Current River	Pukaskwa River	Whitesand
Eagle Dogtooth	Little White River	Puzzle Lake	Widdifield Forest
East English River	Long Point	Queen Elizabeth II Wildlands	Winisk River
Egan Chutes	Lower Madawaska River	Restoule	Woman River Forest
Englehart River Fine Sand Plain	Magnetawan River	River aux Sables	Woodland Caribou
and Waterway	Makobe-Grays River	Rock Point	

Fish and Wildlife Conservation Act, 1997

The *Fish and Wildlife Conservation Act, 1997*, is the main provincial law regulating hunting and trapping. The *Fish and Wildlife Conservation Act, 1997*, is enforced by conservation officers and deputy conservation officers.

The penalties for offences under the *Fish and Wildlife Conservation Act, 1997*, can include:

- General offences:.....\$25,000,
1 year imprisonment, or both.
- Commercialization related offences: \$100,000,
2 years imprisonment, or both.

The *Fish and Wildlife Conservation Act, 1997*, and regulations are available at ontario.ca/e-laws.

Reporting a Violation

If you see or suspect abuse of a natural resource, please call **1-877-847-7667 toll-free any time to report a violation or call Crime Stoppers anonymously at 1-800-222-8477**. Be sure to include information on the exact location of the violation, date and time of the violation, and a description of the individuals and vehicles involved. Timely and accurate information will assist conservation officers in apprehending violators and **protect your natural resources**.

Specially Protected Wildlife

In Ontario, it is illegal to hunt or trap specially protected wildlife (see Definitions, page 87, for a list of these species). The ministry is interested in receiving information about any illegal acts involving specially protected wildlife. Please call 1-877-847-7667.

Protection of Property

If you have reasonable grounds to believe that wildlife is damaging or is about to damage your property, you may harass, capture or kill wildlife on your own land to stop that wildlife from damaging your property. This does not apply to moose, caribou or other species listed as extirpated, endangered or threatened on the Species at Risk in Ontario List. White-tailed deer or American elk may only be killed, captured or harassed, and black bear may only be trapped, with an authorization from the ministry. You may also use an agent if the agent is authorized by the ministry or belongs to a class of agents prescribed by the regulations. There are exceptions to this. Contact a ministry office for further information.

A person may not use a body-gripping trap or be in possession of a body-gripping trap unless lawfully entitled to use the trap.

A person who kills a black bear anywhere in the province, or a wolf or coyote in WMUs 1-10, 11A, 11B, 12-42, 46-50 or 53-58, in protection of property, must immediately report having done so to a ministry office unless the person reports the acquisition of the carcass by submitting a Notice of Possession. Similarly, a person who kills a specially protected raptor or furbearing mammal in protection of property and is planning to keep the carcass, must report the acquisition by submitting a Notice of Possession. Notice of Possession forms are available at ontario.ca or by calling 1-855-613-4256.

NOTE: Additional rules apply to protection of property activities associated with Species at Risk (including Algonquin Wolf in some parts of the province). Please contact your local MNRF office for more information.

Caribou

There is no open season for caribou in Ontario.

Game Wildlife and Parts

With the exception of furbearing mammals, you may not let the flesh of any harvested game wildlife (see Definitions, page 86), that is suitable for food, become spoiled or abandoned. This includes black bear. A hunter who kills a furbearing mammal shall not abandon the pelt or permit the pelt to be spoiled or destroyed.

In general, it is illegal to buy, sell or barter any game wildlife or specially protected wildlife or their parts (including taxidermy mounts). There are some exemptions – please contact your nearest ministry office to find out what these may be.

You may purchase the meat of a furbearing mammal from a licensed trapper or farmer for consumption by your immediate family. A person selling a carcass of a furbearing mammal for consumption must advise the buyer in writing that the meat has not been inspected under the *Food Safety and Quality Act, 2001*.

A person may buy a hide or cast antlers for their own use without a licence from MNRF. A person may sell a single hide of a black bear (with head and claws attached), or a single hide of a moose or deer (without the head attached) and a single set of cast antlers of woodland caribou, white-tailed deer, American elk or moose per year if they were lawfully acquired.

A hunter or trapper may sell the hides of any black bear, deer, or moose that they have lawfully harvested, or cast antlers.

A person who wishes to buy or sell more than a single hide or single set of cast antlers may do so provided they follow rules set out in regulation under the *Fish and Wildlife Conservation Act, 1997*. For more information, please check ontario.ca or call 1-800-667-1940.

A Message from Ontario’s Conservation Officers

Any hunting injury caused by the discharge of a firearm which results in treatment by a physician must be reported to a conservation officer. You may also report by calling 1-877-847-7667.

Report Resource Abuse 1-877-847-7667



The above regulations apply not only to meat and parts of Ontario wildlife, but also to meat and parts imported into Ontario from outside the province.

A person may serve wild game if the wild game was lawfully obtained and is being served for a charitable purpose, with all profits being used for the charitable purpose. The person hosting the event must notify the local medical officer of health, in writing, of the date and location of the event. For more information, please check ontario.ca or call 1-800-667-1940.

BLACK BEAR GALLBLADDERS: It is illegal to possess a gallbladder that has been removed from a black bear.

Possession of Accidentally Killed Animals

If you wish to keep the animals referenced below that have been killed by natural or accidental causes including roadkills, you must promptly report the acquisition by submitting a Notice of Possession. You can complete a Notice of Possession at ontario.ca or by calling 1-855-613-4256. **For migratory birds, contact the Canadian Wildlife Service, Burlington, at (905) 336-6410.**

For information on keeping the carcass of a big game animal, a specially protected raptor or a furbearing mammal killed in protection of property, see Protection of Property, page 29.

There may be additional requirements regarding the possession of carcasses of species at risk. For more information, please visit ontario.ca/speciesatrisk.

Shipping

Unless accompanied by the hunter or trapper who lawfully harvested the animal, receptacles containing game wildlife or specially protected wildlife that are being shipped or transported to points inside or outside Ontario must have the names and addresses of the sender and receiver, and a list of the contents, written on the outside.

Import

It is an offence to possess wildlife that was killed, captured, taken, possessed, transported, bought, sold or removed from another jurisdiction contrary to the laws of that jurisdiction.

It is an offence to sell wildlife from another jurisdiction if the sale is not permitted in the jurisdiction from which it was originally exported.

To prevent the introduction of Chronic Wasting Disease, Ontario restricts the possession of high-risk carcass parts from all members of the deer family (including white-tailed deer, American elk, moose and caribou) harvested in other jurisdictions. See ontario.ca/cwd for more information.

Export

Ontario Export Permits

Non-residents must have an Ontario export permit to export moose, deer, elk or black bear that were killed in Ontario, or their parts. An export permit is \$35.00. Export permits have sub-permits attached to them for exporting a part or parts of the animal for which an export permit has been issued. You may obtain an export permit from participating ServiceOntario centres as well

as from licence issuers. You should obtain the necessary export permit before reaching a border point to avoid delays.

Residents and non-residents must have an Ontario export licence for furbearing mammals and their pelts to export any furbearing mammal (including a wolf or coyote), as well as its pelt, from Ontario whether it originated from Ontario or not, and including pelts from farmed animals, carcasses and live furbearing mammals. Royalties are payable on all Ontario furbearing mammals prior to their export from Ontario. The cost of the export permit is based on the royalty fee for the species being exported. You may obtain an export permit from a ministry office. Please call to make an appointment to acquire the permit to avoid delays.

Export permits are not required for taxidermy mounts or tanned hides of a black bear, white-tailed deer, moose or elk. Export licences are also not required for pelts or other parts of furbearing mammals that have been treated by a taxidermist or that have been lawfully bought or sold and are tanned, plucked or treated, or manufactured into commercial products. Artwork or jewellery made from game wildlife, where the primary value is in the artwork or jewellery and not in the wildlife, is also exempt from the requirement for an export permit.

Canadian CITES Export Permits

The Convention on International Trade in Endangered Species of Wild Fauna and Flora (CITES) is an international agreement which regulates trade in a number of species of animals and plants, their parts and derivatives, and any articles made from them. In some instances a CITES permit is required to export an animal, or parts of an animal, from Canada.

Residents and non-residents need a Canadian CITES export permit to export wolf, black bear and several other species from Canada. The CITES permit requirement is waived for U.S. or Canadian residents in some instances where a black bear hunting trophy is being exported (see page 75). Please contact a ministry office to make arrangements to obtain a CITES permit (available free of charge). Please allow up to 10 days to receive a permit.

Import into other Provinces or Countries

In some provinces and countries, importation of wildlife is regulated. Requirements for the import of wild game, meat or trophies should be determined by the exporter prior to shipment.

Import into the United States

Due to concerns about wildlife disease, U.S. hunters returning home, and Canadian hunters travelling through the U.S. to reach a Canadian destination, should check for any requirements for transporting wild meat or trophies before finalizing their travel itinerary. More information is available at the United States Department of Agriculture website at www.aphis.usda.gov.

NOTE: When planning their hunt, U.S. hunters should check on the status of requirements for the import of any wild meat or trophies from Canada to the United States, including hours of operation at ports of entry, to avoid delays when returning home with harvested game.

Wildlife in Captivity

The *Fish and Wildlife Conservation Act, 1997*, generally prohibits the possession of game wildlife or specially protected wildlife in captivity except under the authority of a licence or authorization to keep game wildlife and specially protected wildlife in captivity.

Wild Turkey Regulations

SPRING WILD TURKEY

WMU(s)	Open Season	Bag Limit	Hours
36, 42, 45, 46, 47, 48, 49, 50, 53, 54, 55, 56, 57, 58, 59, 60, 61, 62, 63, 64, 65, 66A, 67, 68, 69, 70, 71, 72, 73, 74, 75, 76, 77, 78, 79, 80, 81, 82, 83A, 84, 85, 86, 87, 88, 89, 90, 91, 92, 93, 94, 95	Residents and non-residents April 25 to May 31, 2017	One bearded wild turkey per licence. Two licences per hunter maximum. The two birds may not be taken on the same day.	1/2 hour before sunrise to 7:00 p.m.

FALL WILD TURKEY

WMU(s)	Open Seasons	Bag Limit	Hours
59, 64, 65, 66A, 67, 68, 73, 76, 77, 78, 80, 81, 82, 84, 85, 87, 89, 90, 91, 92, 93, 94	Firearm: Residents and non-residents October 10 to October 22, 2017 Bows-only: Residents and non-residents October 1 to October 31, 2017	One fall licence per hunter maximum. One wild turkey may be harvested – EITHER one male OR one female.	1/2 hour before sunrise to 1/2 hour after sunset



What we learned from wild turkey hunters in 2016:

- 7,163 wild turkeys were harvested in the spring and 199 in the fall season.
- Jakes composed 31 percent of males in the spring wild turkey harvest.
- Female wild turkeys made up 56 percent of the fall harvest.

Licence fees can be found on page 15.

Turkey Hunting Requirements

Residents and non-residents wishing to hunt wild turkeys must have:

- A valid hunting version Outdoors Card;
- A valid small game licence tag or e-licence (for resident or non-resident as the case may be; must be purchased prior to the turkey licence);
- A wild turkey licence and game seal.

Key Safety Reminders for Wild Turkey Hunting

- Avoid wearing red, white or blue colours while turkey hunting.
- Make sure a decoy or harvested turkey are fully concealed in a camouflaged vest or hunter orange bag.
- When choosing a spot to hunt, select a background that is wider than your shoulders and taller than the top of your head.
- It is not safe to stalk a wild turkey as it might be another hunter calling or you might be mistaken for a wild turkey yourself.
- Using a gobble call can be unsafe as other hunters may mistake you for a wild turkey.
- Alert other hunters by yelling out in a loud, clear voice. DO NOT wave or make turkey sounds.
- Be sure of your target and beyond.

HAVE YOU SEEN A BADGER BURROW?

Ontario's badgers are rare, secretive, and solitary carnivores. They are mostly active at night and usually spend the day underground in a burrow. A single badger may have hundreds of burrows in a home range that is up to 320 km². Many hunters have actually seen badger burrows, but they are usually mistaken for fox or groundhog dens (both of which will also use badger burrows).

To report any possible badger burrows or sightings of badgers please contact:
info@ontariobadgers.org or 1-877-715-9299 (toll-free)

For more information visit www.OntarioBadgers.org



Licensing for Residents and Non-Residents

Spring and fall wild turkey licences will be offered by licence issuers and participating ServiceOntario centres across Ontario.

Spring wild turkey licences will also be offered online through ontario.ca/outdoorscard. Your wild turkey licence(s) and game seal(s) will be mailed to you. Please allow time for delivery prior to the season. To use this system, a hunter needs:

- A valid hunting version Outdoors Card number;
- A valid VISA or MasterCard credit card.

Automated Telephone Licensing (Spring Season Only) for Ontario Resident Turkey Hunters

Spring wild turkey licences are also available province-wide through the Ministry of Natural Resources and Forestry's automated telephone licensing line. This line allows Ontario resident hunters to purchase a wild turkey hunting licence using a toll-free telephone line, 24 hours a day, seven days a week from March 1 to March 31. To use this system, a hunter needs:

- A valid hunting version Outdoors Card number;
- A valid VISA or MasterCard credit card;
- A Touch-Tone™ telephone.

PLEASE NOTE: This system does not accept spoken answers; only responses provided using the keypad can be processed.

To purchase a licence using the automated telephone line, call **1-800-288-1155 between March 1 and March 31.**

Hunters wishing to purchase two wild turkey licences by telephone must place two calls. Your wild turkey licence(s) and game seal(s) will be mailed. Please allow time for delivery prior to the season.

If you do not receive your licence(s) and game seal(s) in the mail prior to the start of the season, please contact the Outdoors Card Centre at 1-800-387-7011.

Wild Turkey Hunting Regulations

You are permitted to call wild turkeys for another hunter after filling your own licence(s), but you must not be in possession of a firearm when doing so. It is illegal to use live decoys or electronic calls while wild turkey hunting in Ontario. Wild turkeys may be hunted using shotguns (including muzzle-loading shotguns) or bows. For details on legal firearms and ammunition, please refer to the chart on page 24.

Baiting

It is illegal to hunt wild turkeys within 400 metres of any place where bait has been deposited unless the place has been free of bait for at least seven days. Bait means corn, wheat, oats, other grain, pulse, any other feed that may attract wild turkey or any imitation of such feed. Standing crops, crops stacked in accordance with normal farming practices and grain scattered as a result of normal farming operations are not considered bait.

Sealing and Transporting

The holder of a licence who has killed a wild turkey shall:

- Immediately after the kill and at the site of the kill attach the game seal provided with the licence to the wild turkey in the manner indicated on the instruction panel attached to the seal (notch out the month, day and time).
- Keep the game seal attached to the wild turkey until it is prepared for consumption.

Mandatory Reporting of Turkey Harvest

Successful turkey hunters must report their harvested turkey by no later than 12:00 noon, the day after the bird was harvested. There are now two options for harvest reporting. Hunters may report their harvest online by selecting the log in link at ontario.ca/harvestreporting or by calling toll-free 1-800-288-1155. If you complete your report online you can save or print the report you submitted as your record. If you complete your harvest report by telephone, record the confirmation number provided at the end of the call and keep it as a record that you have reported.

Our Responsibility as Waterfowl Hunters

- Phragmites is now a regulated invasive species in Ontario.
- It is illegal to bring Phragmites into a Provincial Park or Conservation Reserve and to possess or transport it in those areas.
- To prevent spreading Phragmites, don't use Phragmites as blind material.



Phragmites plants

Learn more at ontario.ca/invasionON



Mandatory Turkey Harvest Reporting Worksheet

Fill in the worksheet before you call or go online to complete your report. Have a pen or pencil available to record your confirmation number if you complete your report by telephone. If you complete your report online you can print your submitted report as you won't be provided a confirmation number.

The illustrations to the right of the page have been provided to assist you in collecting important biological information from your bird. This information will be requested as part of your report.

CELL PHONE USERS: A common reason why hunters are unable to complete telephone reports is a poor cellular connection. You have until no later than 12:00 noon the day after the bird was harvested to report your harvest. Please wait until you receive a clear, strong signal before placing your call.

STEP 1 Select the log in link at ontario.ca/harvestreporting to log in and file your report electronically OR call toll-free 1-800-288-1155 and when the system prompts you, use the keypad of your telephone to select the Turkey Harvest Reporting option.

STEP 2 Record your Outdoors Card number below or have your card available to log in by phone or online.

Your Outdoors Card Number is:

7 0 8 1 5 8

STEP 3 What date did your harvest occur on?

Month _____ Day _____

STEP 4 What WMU did the harvest occur in? Only the valid WMUs listed on page 31 will be accepted.

WMU

STEP 5 How many days did you hunt in that WMU before harvesting a turkey? (**NOTE:** Report one day for each separate date you hunted in that WMU.)

STEP 6 Was the turkey a male or female (Figure 1)? _____

PLEASE NOTE: Only bearded turkeys are legal during the spring season. Any turkey is legal in the fall season.

STEP 7 Was the turkey an adult or juvenile (Figure 2)? _____

STEP 8 How long was the longer spur (Figure 3)? Indicate the following: no spur; spur less than one-half inch or 13 millimetres; spur is one-half inch (13 millimetres) to less than one inch (25 millimetres); or spur is greater than or equal to one inch or 25 millimetres. _____

STEP 9 If you reported online, print or save your submitted report as your record of reporting. If you reported by telephone, record your confirmation number in the space below and keep it as your record of having reported.

Figure 1: Determining the Sex of the Turkey

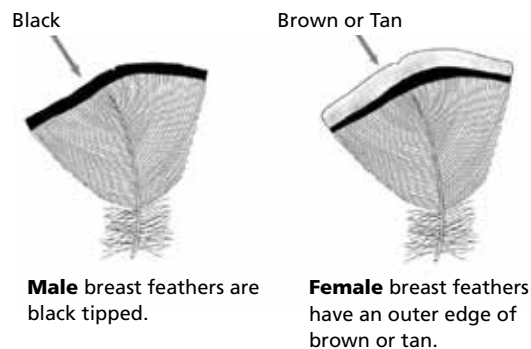


Figure 2: Determining the Age of the Turkey

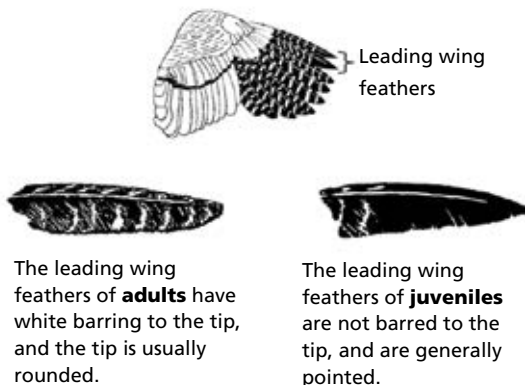
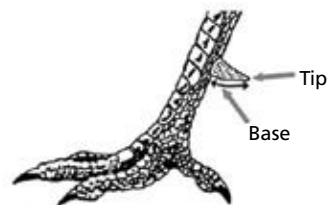


Figure 3: Measuring Spur Length



The spurs must be measured from the base of the spur to the tip along the bottom curve. A flexible tape or ruler provides a more accurate measurement.

Moose Regulations

Information for All Moose Hunters

Licence fees are found on page 14. For more information on moose management in Ontario, please visit ontario.ca/moose.

Moose Project

Ontario undertook the Moose Project to address concerns about increasing pressures on moose populations and declines in moose numbers. The project considered a range of factors affecting moose, including harvest, predation, parasites, habitat and climate change, and actions that could be taken to address or mitigate these pressures.

Moose hunters may be interested in the following changes resulting from the Moose Project. Moose hunting season changes are reflected in the hunting season table on page 48.

- In fall 2015, Ontario implemented a two-week hunting season for calf moose across northern Ontario. Calf moose cannot be hunted outside this two-week period.
- Beginning in fall 2016, there was a one-week delay in the start of the moose hunting season across much of northern Ontario.
- **NEW** – In fall 2017, Ontario will add a day to the southern moose firearm hunting season and delay the season to begin at the same time as the northern moose calf hunting season.
- Moose population objectives have been adopted for Wildlife Management Units across Ontario moose range to guide moose population management. These objectives have been used in developing the moose tag quotas for resident moose hunters found on page 50.

Ontario will be monitoring the effects of these changes on moose populations and will evaluate over time whether further actions may be necessary to address concerns about population trends. MNRF appreciates the insights provided by many Ontarians as part of the Moose Project. For more information see ontario.ca/moose.

Firearms

Big game, including moose, may only be hunted with a firearm (this includes bows). When hunting moose, you may only use or carry a firearm of the type (rifle, shotgun, bow or muzzle-loading gun) permitted for hunting moose at that time in that Wildlife Management Unit (WMU). For example, when hunting moose during a bows-only season, you may use or carry only bow hunting equipment; you may not carry a rifle or shotgun for hunting other species.

Specifications on the firearms, bows, bolts and arrows that are permitted when hunting moose are found on page 24.

Attractants

In order to prevent the introduction of Chronic Wasting Disease (see page 61), products that contain bodily fluids



(urine, gland oil, feces, saliva, etc.) of a member of the deer family (including deer, moose, and elk) are not permitted to be possessed or used for the purposes of hunting in Ontario. Hunters are allowed to possess and use artificial or plant-based products that can attract wildlife or be used as a cover scent.

Party Hunting for Moose

Party hunting for moose is permitted during the open season for moose **under a set of specific conditions listed on page 25.**

Sealing and Transporting Moose

If you kill a moose while hunting alone, you must, **immediately** after the kill and at the kill site, securely **attach the game seal to the animal in the manner described on either the instruction panel attached to the game seal or found on the back of the game seal.**

If party hunting for moose, the member whose game seal is to be used and whose licence has been validated for the type of moose (bull, cow, or in WMUs 48, 55A, 55B and 57, bull, cow, or calf) that was killed must, **immediately** after the kill and at the kill site, securely **attach the game seal to the animal in the manner described on the instruction panel attached to the game seal or found on the back of the game seal.**

A person who seals a moose must notch out the month, day and time of kill on the game seal.

Only the hunter whose game seal is to be used is allowed to attach the game seal to the moose. It is illegal to transfer a game seal in order to seal a moose.

Import, Export and Shipping

See General Regulations, page 30, for information on import, export and shipping. A resident of Ontario does not require a permit to export moose or any part thereof outside of Ontario.

NOTE ON WHITE-COLOURED MOOSE: The *Fish and Wildlife Conservation Act, 1997*, prohibits the hunting of moose that are over 50 per cent white-coloured in Wildlife Management Units 30 and 31, an area near Timmins, Chapleau and Foleyet. This regulation does not affect the availability of moose validation tags for resident and non-resident hunters.

Information for Ontario Residents Wishing to Hunt Moose

Who can hunt moose in Ontario?

A resident of Ontario may hunt moose under certain conditions if he or she is in possession of a valid hunting version Outdoors Card **and** a current moose hunting licence tag (carried as a separate piece of paper) **and** can meet one of the following criteria:

- The hunter has a game seal and validation tag for a cow or a bull; **OR**
- If hunting for calf in WMU 48, 55A, 55B or 57 the hunter has a game seal and validation tag for a calf in the specific WMU being hunted; **OR**
- The hunter has a game seal and is hunting calf moose in a WMU other than 48, 55A, 55B or 57 (or WMU 65; see note following); **OR**
- The hunter is party hunting (see the section on party hunting on page 25) with someone who has a game seal and validation tag.

NOTE: WMU 65 has a hunt with controlled hunter numbers. For more information on the controlled hunt in WMU 65, call the Kemptville District Office at (613) 258-8204.

To receive a validation tag to hunt for an adult moose (or to hunt for a calf moose in WMUs 48, 55A, 55B or 57), the resident hunter must purchase a moose licence and apply to the moose validation tag draw.

Tags are issued through a computerized draw.

No refund of licence fees is granted to a moose draw applicant who is unsuccessful in the draw for a validation tag.

Residents of Ontario who are going to be a guest of a qualified tourist outfitter at the time of the hunt may be able to get an adult moose validation tag through the outfitter. The tag is valid only if you are a registered guest and actually accommodated by the tourist establishment. This may be on a Crown land site if authorized for occupancy by the Ministry of Natural Resources and Forestry, or at a camp operated by the outfitter.

What is a moose validation tag?

A validation tag allows the tag holder, or a member of the hunter's party hunting with the tag holder, to harvest an adult moose (or a calf moose in WMUs 48, 55A, 55B or 57) under certain specified conditions. The conditions state the WMU to which the tag applies; the season (either the gun season or the bow season); the type of moose (bull, cow, calf); and any firearm restrictions (rifle, shotgun, bow, muzzle-loading gun) which may apply to the hunter. Moose validation tags obtained through tourist outfitters include additional information.

The number of validation tags available in a WMU is related to the number of moose that can be sustainably harvested. Because the number of Ontario residents wishing to hunt moose is greater than the number of validation tags available, validation tags are allocated through computerized draws (see page 39).

A hunter who fails to get an adult moose validation tag through the draw process and still wishes to hunt an adult moose may party hunt with the holder of an adult moose validation tag. Another option is to hunt with an outfitter who has moose validation tags available for guests and who is accommodating the resident hunter as a registered guest. The outfitter will provide an adult tag to the hunter as part of the accommodation package.

A hunter who fails to get a calf validation tag in WMUs 48, 55A, 55B or 57 through the draw process, may hunt for a calf in any other WMU with an open calf season (except WMU 65), party hunt with the holder of an adult or calf moose validation tag, or hunt with an outfitter who has adult moose validation tags available for guests and who is accommodating the resident hunter as a registered guest. If hunting with an outfitter in WMUs 48, 55A, 55B, or 57, the outfitter can provide an adult or calf tag to the hunter as part of the accommodation package.

NOTE: A hunter cannot have more than one moose validation tag at the time of the hunt nor possess another moose hunter's game seal.

How may a resident of Ontario apply to the regular draw for a validation tag to hunt moose?

In order to apply to the draw, the hunter must have a valid hunting version Outdoors Card and must purchase a moose licence.

Ontario resident hunters wishing to apply to the draw now have three options:

- Call the toll-free automated telephone application system to purchase a moose licence and apply to the draw (see page 40) **OR**
- Go online, ontario.ca/biggamedraws, to purchase a moose licence and apply to the draw **OR**
- Go to a participating ServiceOntario centre or licence issuer to purchase a moose licence and apply to the draw.

The deadline by which a telephone or online application must be completed is 11:59 p.m. (ET) on May 31, 2017. If you plan to apply by telephone or online, it is strongly recommended that you do not wait until the day of the deadline. If you wait until the last day and cannot get through because the lines or Internet are busy, you will not be able to enter the draw. The earlier in the application period you apply, the easier it will be to connect to the system on your first try. **Applications at a participating ServiceOntario centre or licence issuer must be submitted within regular business hours on or before May 31, 2017.**

There are two ways in which an Ontario resident hunter can apply to the draw for a moose validation tag:

- As a member of a group **OR**
- As an individual hunter.

What are the benefits of applying as a group?

If you hunt as a party, and only want one adult tag for the party, it is usually better to apply as part of a group. The maximum group application size is 15 hunters.

Applying in a group increases every hunter's chance of obtaining a moose validation tag. Group applications allow tags to be spread out more evenly among groups of hunters.

If your group is too small to meet the Guaranteed Group Size (see page 49), all members of your group will have, at the very least, the same chance they would have had if they all applied to the draw as individuals and they will not be negatively affected by applying in a group. If someone in the group is successful in the draw, the tag is automatically assigned to the group member who has applied every year and been the longest without receiving a tag; remaining members of the group are then removed from the draw (these members will be in Pool 1 for next year).

Applying in a group provides the best chance of your group getting a validation tag, while keeping as many hunters as possible in Pool 1 for the next year.

If you applied in a group and the validation tag holder is unable to go hunting, the tag can be transferred to the ministry-designated alternate (e.g., the group member who has consistently applied to the draw the longest without receiving a tag). Individual applicants are never permitted to transfer their validation tag to another person.

The membership of the group in which you applied for a moose validation tag does not have to be the same as the membership of your hunting party at the time of the hunt.

How do I know what "Pool" I am in for validation tag application purposes?

All applicants to the current year's draw for a moose validation tag are in either Pool 1 (also called the preferred pool) or Pool 2 (also called the non-preferred pool). Knowing what pool you (and members of your group) are in is important information because only Pool 1 hunters are counted when determining the size of your group.

You are in Pool 1 if you:

- Applied on time for last year's draw, and were unsuccessful in getting a tag; **OR**
- Were successful in last year's draw and transferred the tag to the group alternate. Take note of the tag transfer policy (see page 41); **OR**
- Were successful in last year's draw for a calf tag in WMU 48, 55A, 55B or 57.

Simply purchasing a moose licence last year does not qualify you for Pool 1 this year.

You are in Pool 2 if you:

- Received an adult moose validation tag in last year's draw; **OR**
- Received an adult moose validation tag through a transfer last year; **OR**
- Did not apply to the draw last year.

How do I stay in Pool 1 for next year if I know I cannot hunt this year?

Some hunters who are eligible for Pool 1 know they will not be able to participate in the moose hunt this year, but want to ensure they are in Pool 1 next year. You must apply for the draw to retain your Pool 1 status for the next year's draw by submitting a draw application online or at a participating ServiceOntario centre or licence issuer and apply for Wildlife Management Unit 99Z (this is not a real WMU so you will not be issued a tag. A licence and game seal will be mailed to you).

What is the Guaranteed Group Size method of applying to the draw?

In some WMUs, an adult moose validation tag will be guaranteed to a group of hunters when the number of Pool 1 hunters in the group meets or exceeds a pre-determined size (see page 49).

The actual size of the group required varies:

- From WMU to WMU;
- According to the sex of moose preferred;
- In some WMUs according to the firearm preferred (gun or bow).

Remember, only Pool 1 hunters in the group are counted when determining the group size.

If you have enough Pool 1 hunters in your group to meet the Guaranteed Group Size in the WMU, sex and season (gun or bow) choice for the type of validation tag your group wants, you should apply to the draw as one group. Be sure to apply for the guaranteed tag (WMU, bull/cow and season) as your first choice if it is your preference. Keep a record of the Group Reference Number (group leaders only) or the Authorization/Transaction Number (group members and individual applicants) provided to you.



Did you know?
Prohibited invasive species
are illegal to possess.
Learn more at
ontario.ca/invasivespecies

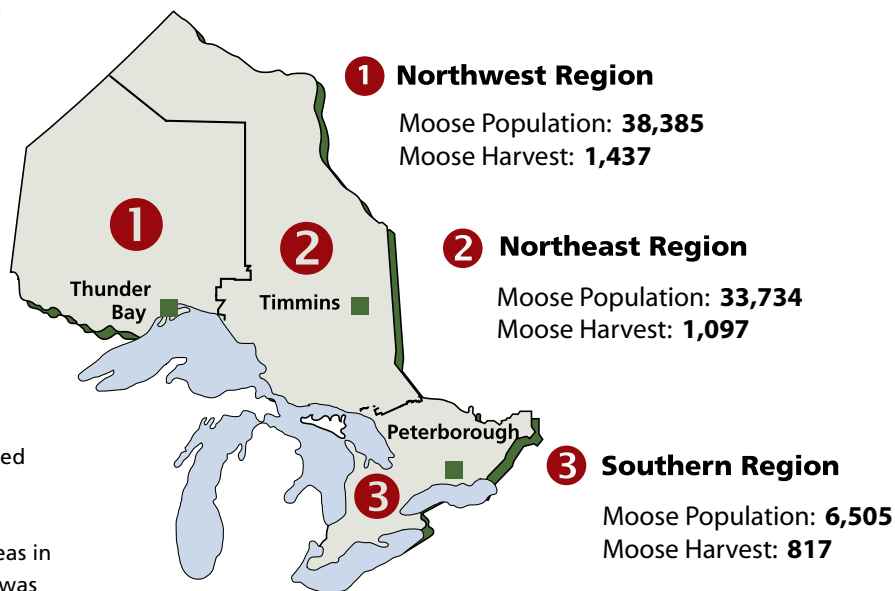
Moose Hunter Questionnaire Survey Results

Every year, a random sample of moose hunters are asked to return a hunter assessment survey. These surveys provide valuable information used by the Ministry of Natural Resources and Forestry to manage moose populations. Your hunting experience is important to us – please tell us about it by completing and returning your survey by mail or on-line as soon as your hunt is over.

Here are some things we learned from resident moose hunters in the 2015 survey:

- About 63,556 resident hunters hunted for moose.
- An estimated 3,351 moose were harvested by residents (1,691 Bulls, 874 Cows, and 786 Calves).

Ontario's moose population in huntable areas in 2015 was about 78,600 moose, and in 2016 was similar at about 77,800 moose. **Regional numbers are for 2015.**



We want to group hunt, but our group is smaller than the Guaranteed Group Size. How should we apply?

Even if you do not have enough Pool 1 members to guarantee a validation tag – or if there is no Guaranteed Group Size for your WMU – by applying as a group you will be in the draw at two tag allocation steps: the Large Group Allocation and the Random Allocation (see page 39).

If your party members were to apply as individuals, they would only be eligible for the Random Allocation portion of the draw – missing their chance at the tags allocated to groups meeting the Hunter Tag Ratio in the Large Group Allocation step of the draw.

All hunters in group applications will have at least the same chance to receive a validation tag that they would have if they applied as individual applicants. Applying in a group also provides your party with the best chance of getting one validation tag while keeping as many hunters as possible in Pool 1 for the next year.

Do individual hunters have a chance for a validation tag?

Big game in Ontario has traditionally been hunted by groups of hunters for social, cultural and practical reasons. Ontario's moose tag allocation system is designed to allow this traditional hunting method to continue, and permit the greatest number of hunters to benefit.

While it makes sense to apply as part of a group if you hunt as a party, individuals may also apply for a validation tag. Individual hunters are eligible for a validation tag in the Random Allocation step of the draw.

Groups of hunters that apply as individuals and receive more validation tags than the group wants are not permitted to return tags.

What should I know about bow hunting for moose?

Bow hunting is a traditional method used to hunt moose in Ontario. Bows (includes crossbow, compound, recurve and long bows) may be used to hunt moose according to the seasons outlined on page 48.

Note that in WMUs 48, 55A, 55B and 57, hunters who wish to hunt moose during the bows-only season must have a calf, cow or bull validation tag issued for the bow-only season or party hunt with someone who has such a validation tag. All validation tags issued for the bows-only season become invalid at the end of the bows-only season in WMUs 48, 55A, 55B and 57.

Northern Resident Moose Validation Tag Draw

Five per cent of the adult moose validation tags in Wildlife Management Units (WMUs) north of the French and Mattawa rivers are held back from the regular moose validation tag draw and used as the quota for a second draw specifically for residents of northern Ontario.

The Northern Resident Moose Validation Tag Draw is intended to provide residents of northern Ontario with an additional opportunity for a validation tag. Validation tags obtained through the Northern Resident Draw cannot be transferred.

The allocation of these Northern Resident validation tags will take place as follows:

- The regular moose draw will be run to distribute 95 per cent of the annual quota to all resident applicants through draws as described on page 39.
- Once the regular draw is complete, each northern resident moose hunter who applied to a WMU north of the French and Mattawa rivers (WMUs 1-42) and was unsuccessful (or who was a member of a group that was unsuccessful) in this year's draw and was also unsuccessful in the previous two annual draws, will automatically be entered into a separate draw for the remaining five per cent of the quota in the first choice WMU applied to in the regular draw. Successful Northern draw hunters will be notified by mail and asked to verify their residency to claim the validation tag. Validation tags obtained through the Northern Resident Draw cannot be transferred.

The group application system does not apply to this portion of the validation tag draw.

Northern resident moose hunters are defined as those individuals with a permanent address in the Territorial Districts of Kenora, Rainy River, Thunder Bay, Cochrane, Algoma, Sudbury, Timiskaming, Nipissing, Parry Sound, Manitoulin and the City of Greater Sudbury at the time of their application.



Calf Validation Tag and Hunter Reporting Requirements in WMUs 48, 55A, 55B and 57


In 2004, the ministry established a calf validation tag requirement for hunting calf moose in WMUs 48, 55A, 55B and 57. This was done to address the then declining moose population in eastern Ontario, and to respond to the recommendations of a public consultation group called the Eastern Ontario Moose Management Round Table.

The moose hunting rules for these WMUs include calf tag allocation and mandatory hunter reporting.

How can you tell the difference between a calf and a cow moose?

A calf moose is a moose that is less than one year old at the time of the hunt.

An adult moose (cow or bull) is a moose that is at least one year old at the time of the hunt.



Short face

Calf moose appear to have a small nose and a "short face."

Seldom alone

Calf moose are seldom alone.

Body proportions

Calf moose appear to have more leg than body and their hindquarters appear slender.

Shoulder height

Shoulder height of cow moose is six feet (2 m) and of calf moose is four feet (1.3 m).

Understanding the Moose Validation Tag Draw

It is to each hunter's advantage to understand how moose validation tags are allocated.

Though the process is often referred to as a draw, there are four steps in the draw process:

- The Guaranteed Group Allocation
- The Large Group Allocation
- The Random Draw Allocation
- The Northern Resident Draw.

Some WMUs have both a gun season quota and a bow season quota. In these units, separate draws are run for bull gun, bull bow, cow gun, and cow bow validation tags. These WMUs are: 2, 3, 4, 5, 6, 7B, 8, 9A, 9B, 11A, 12A, 12B, 13, 14, 15A, 15B, 18A, 19, 21A, 21B, 22, 23, 24, 29 and 38. When hunters apply to the draw in these WMUs, they must select the corresponding Hunt Code. WMUs 7A and 18B each have a combined bow/muzzle-loading gun quota.

Other WMUs, specifically 27, 28, 30, 31, 32, 33, 35, 36, 37, 39, 40, 41, and 42, have a separate bows-only season and gun season for moose, but only one tag quota for bulls and one tag quota for cows (listed under the gun quotas on pages 49-51). There are separate hunt codes for each of the bow and gun seasons. Hunters must select the hunt code corresponding to their choice(s) of WMU, sex (bull or cow) and firearm (gun or bow). A bow tag issued in these WMUs is only valid during the bows-only season, and a gun tag is only valid during the gun season, for the appropriate adult moose (see page 48 for information on seasons and which firearms can be used). The WMU 7A quota is listed under the bows hunting tables; the tag is valid for the bows and muzzle-loading guns only season. The quota for the 18B bows and muzzle-loading guns only season is listed under the bows hunting tables; the tag is valid for the bows and muzzle-loading guns only season.

Step One: Guaranteed Group Allocation

In step one, each group meeting the Guaranteed Group Size requirement (valid applications from a group with enough Pool 1 hunters to meet or exceed the Pool 1, Choice 1 Guaranteed Group Size, see page 49) and who makes this their first choice, is allocated one tag for the unit, type of moose (bull, cow, calf) and type of firearm selected by the group. The validation tag is assigned to a Pool 1 member of the group who has consistently applied and gone the longest number of years without receiving a validation tag. Another Pool 1 hunter is designated as the alternate (this will be the hunter who has been in Pool 1 the next longest without receiving a tag). All the members of these "guaranteed groups" are then removed from the draw.

Step Two: Large Group Allocation

Next, the Large Group Allocation of validation tags is performed.

At this step, the computer calculates the number of applicants left in the draw after step one and compares it to the number of validation tags still available. The ratio is called the Hunter:Tag Ratio. Each group whose number of Pool 1

applicants is equal to or greater than the Hunter:Tag Ratio is issued one validation tag. (Example: If at the Large Group Allocation stage there are 600 hunters left, and 104 tags available, the Hunter:Tag Ratio is 5.8. All groups with six or more Pool 1 hunters will be issued a tag.) The tag is assigned to a Pool 1 member of the group who has consistently applied and gone the longest number of years without receiving a validation tag. Another Pool 1 hunter is designated as the alternate (this will be the hunter who has been in Pool 1 the next longest without receiving a tag).

All members of these successful "large groups" are then removed from the draw.

Step Three: Random Draw Allocation

Next, the draw proceeds to the Random Draw Allocation.

At this step, all remaining Pool 1 applicants (all individuals and every member of the remaining groups) who have this WMU and type of moose (bull, cow, calf) as their first choice, are eligible to receive one of the remaining tags in a random draw. If a validation tag is allocated to a member of a group at this stage, the rest of the group members are removed from the draw. If there are still validation tags available, the Large Group Allocation and the Random Draw Allocation are repeated for Pool 1, Choice 2 hunters, then Pool 2, Choice 1 and Pool 2, Choice 2.

In most WMUs, only hunters in Pool 1, Choice 1 will have a chance to receive a validation tag. The Guaranteed Group Allocation is performed only for Pool 1, Choice 1 applicants.

Step Four: Northern Resident Draw

In northern Ontario WMUs (1-42), there is an additional draw in the distribution of validation tags called the Northern Resident Moose Validation Tag Draw. Five per cent of the adult validation tag quota is held back from the regular draw quota for northern residents who were unsuccessful (or who were a member of a group that was unsuccessful) in the current year's draw and the previous two annual draws.

Step Five: Surplus Moose Tags

Once the previous four steps have taken place, some WMUs may still have adult validation tags that have not been allocated. These tags are now considered "surplus tags", and are available to hunters that were not successful in receiving a tag in any of the previous steps. If a hunter is successful in receiving a surplus tag using this approach, he or she will remain in Pool 1 for next year's draw. Take note that if a designated alternate of a group receives a surplus tag, that alternate is no longer eligible to receive a tag through the group tag transfer process.

PLEASE NOTE: Surplus tags will be available August 21 to 23, 2017, by calling 1-800 363-3730. The line will be open August 21st from 7 a.m. to 5 p.m. ET and on August 22nd/23rd from 8:30 a.m. to 5 p.m. Tags are allocated on a first come, first served basis.

How to Maximize Your Chances of Success in the Moose Tag Draw

Review the open season dates table (page 48), the moose quota table (page 50) and, if you are hunting in a group, the Guaranteed Group Size table (page 49). Using this information, determine your first and second choices of WMU, type of animal (bull, cow or, for WMUs 48, 55A, 55B or 57, bull, cow or calf) and firearm type. If hunting in a group, contact all group members and decide who will be the Group Leader prior to submitting your application. Once a group application has been submitted, changes to group members will not be allowed.

Applying by Telephone

Use the telephone application system to purchase a moose licence and apply to the draw in one call.

NOTE: You must use a Touch-Tone™ telephone when applying. Cellular, cordless and radio telephones are not recommended with this system. If your Outdoors Card has expired, you must renew it before you use the telephone application system. The quickest, most convenient ways to renew are:

- With a call to the toll-free, automated Outdoors Card renewal line at **1-800-288-1155**, or
- At ontario.ca/outdoorscard.

Once you have successfully completed your renewal by either method, you may proceed immediately to the telephone application system for the moose draw. For more information on Outdoors Card renewal options, see page 17.

If your Outdoors Card is valid but you have moved since you received it, contact the Outdoors Card Centre at **1-800-387-7011** and provide your current address. This will ensure that you receive your licence (and validation tag if you are successful in the draw).

To purchase a moose licence and apply to the draw, you will need your Outdoors Card number and a VISA or MasterCard credit card. If you are Group Leader or an Individual Applicant, you must identify your 2017 Hunt Code from the table found on pages 44 and 45 of this summary. If you are a Group Member, you will need the Group Reference Number provided by your Group Leader. Completing the appropriate worksheet before you call is strongly recommended. (Worksheets are found on pages 42-43 of this summary).

If you are applying as a member of a group, decide with your group **before you call** who will be the Group Leader and who will be the Group Members. Then, ensure that all Group Members are told the Group Reference Number (which is provided to the Group Leader) so they can successfully complete their call.

Once a group application has been submitted, changes to group members will not be allowed.

The deadline for completing your application to the moose draw by telephone is **11:59 p.m. (ET), May 31, 2017**.

Applying by Internet

Through ontario.ca/outdoorscard, you will be able to both purchase a moose licence and apply to the validation tag draw at one time or in separate transactions.

The deadline for completing your application to the moose draw online is **11:59 p.m. (ET) on May 31, 2017**.

To use the website, you will need:

- A valid hunting version Outdoors Card;
- A VISA or MasterCard credit card if purchasing a moose licence;
- The first and second choice (if you have one) Wildlife Management Units (including any sub-units) to which you would like to apply;
- If applying as a Group Member, your Group Reference Number provided by your Group Leader.

You will be asked to confirm your answers, and will be given the opportunity to change an answer if you make a mistake. The information that you enter electronically online is your direct application to the draw. **Be sure to save a copy of your draw application receipt for future reference using the "Print Receipt" button once your draw application has been submitted.**

Applying at a Participating ServiceOntario Centre or Licence Issuer

All draw entries must be done electronically, either by telephone, Internet or at a participating ServiceOntario centre or licence issuer. Hunters are now able to purchase their licence AND enter the draw at participating licence issuers. **Be sure to check your draw confirmation receipt prior to leaving the ServiceOntario centre or licence issuer to ensure your choices have been correctly entered.** For a list of participating ServiceOntario centres and licence issuers, please visit ontario.ca/outdoorscard.

Group Members can choose to apply either online, by telephone, or at a participating ServiceOntario centre or licence issuer using the Group Reference Number provided by the Group Leader.

Fifteen is the maximum group size for a draw application.

Be sure to submit your application early.

The deadline for applications made at a participating ServiceOntario centre or licence issuer is within regular business hours on May 31, 2017.

All applications that are not received by the deadline on May 31, 2017, will not be entered into the draw.

Points to Remember When Applying to the Draw

- Submit only one application in your name.
- Your Outdoors Card must be valid.
- Your hunting licence privileges cannot be under suspension.
- **If applying by telephone, you must stay on the line to receive your authorization number and to ensure that you have entered the draw.**
- **If applying by Internet, be sure to print off your receipt indicating your first and second choice (if applicable) WMUs.**
- **If applying at a participating ServiceOntario centre or a licence issuer, be sure to check your draw confirmation receipt prior to leaving the ServiceOntario centre or licence issuer to ensure your choices have been correctly entered.**

Whether a hunter applies by telephone, online or at a participating ServiceOntario centre or licence issuer, **the responsibility for entering a valid application rests with the hunter.**

Draw Results Telephone Line and Website

Draw applicants should call the toll-free Draw Results Line at 1-800-288-1155 or go online to ontario.ca/outdoorscard to determine the results of the Moose Validation Tag Draw. The automated line and website are available 24 hours a day, seven days a week from August 1 until December 31. Hunters will need their 15-digit Outdoors Card number to access their draw record. Unsuccessful applicants can also receive information regarding surplus tags during this call or online.

The Mailing of Licences and Seals

All hunters who purchased a moose licence and/or entered the draw on or before the draw deadline will receive their licence and game seal by mail.

If you have not received your licence and game seal within a week of the hunt, visit a participating ServiceOntario centre. You can get a duplicate licence and/or seal with/without validation tag through the participating ServiceOntario centre only after signing a declaration and verifying your address information. There may be a charge for this service. After the season starts, duplicate tags will be issued only at the discretion of the ministry.

If you have moved recently and have not informed the ministry of your new address, you may not receive your licence/validation tag when it is mailed after the draw.

Please call the Outdoors Card Centre at 1-800-387-7011 to update your address information.

Draw applicants successful in the Northern Resident Draw will be required to complete an Application to Receive an Adult Moose Validation Tag from the Northern Resident Draw. This application will be mailed to the hunter and must be returned to a participating ServiceOntario centre or mailed to the address indicated.

Important Information Regarding Moose Validation Tag Transfers

- A transfer of a moose validation tag can only occur within a group of hunters that applied to the draw that year as a group.
- Any hunter who has applied to the draw as an individual is not allowed, under any circumstances, to transfer the validation tag to another hunter.
- Consecutive tag transfers are not permitted. Once you have transferred a tag, you will not be permitted to transfer another tag until you accept a tag that is issued to you either through the draw or through a transfer.
- Groups are permitted one transfer only. The transfer is granted only to the alternate tag transfer recipient in your group (as identified by the moose licence number in brackets on the bottom portion of the validation tag). The designated alternate is the Pool 1 member of the group who has gone the next longest number of consecutive years without receiving a validation tag. Once the original validation tag recipient transfers the tag to the alternate, the tag cannot be transferred back to the original recipient or to anyone else.
- Transfer of a validation tag from the original recipient to the designated alternate is granted by a participating ServiceOntario centre provided a valid transfer application is submitted, the original tag is returned to the participating ServiceOntario centre at the time of the request, and the moose season has not yet opened.
- Validation tags can be transferred to a Pool 2 hunter only if the tag is for a WMU where a Pool 2 hunter actually had a chance to receive a tag in the draw. Please contact the Outdoors Card Centre at 1-800-387-7011 if this applies to your group.
- After the season opens, the transfer of a validation tag may be considered under specific circumstances, with the required documentation.
- A hunter who receives an adult validation tag through a transfer will be placed in Pool 2 the following year. A hunter who has transferred a tag to another group member will be placed in Pool 1 in the following year's draw.
- For more information on moose validation tag transfers, please call the Outdoors Card Centre at 1-800-387-7011.

2017 Telephone Application System for the Moose Validation Tag Draw

Instruction Sheet

What type of applicant are you?

Applicants must decide how they will be applying to the draw before submitting their draw applications. **Once a group application has been submitted, changes to the group will not be allowed.**

The telephone application system recognizes three types of applicants:

- Group Leader
- Group Member
- Individual Applicant

If you hunt in a party, it is to your members' advantage to apply as a group rather than as individuals. **The maximum number of hunters that can apply to the draw as one group is 15 (14 plus the leader).** When applying as part of a group, hunters will have to decide who the Group Leader is and who the Group Members are, before submitting their application.

Group Leader

The Group Leader must be the first member of the group to apply. The Group Leader is the only member of a group who enters the Hunt Code representing the group's choice of WMU, type of moose, and firearm (see the table of valid Hunt Codes on pages 44 and 45). The Group Leader is then provided with a Group Reference Number to identify the group and its choices. The Group Leader must give the Group Reference Number to the Group Members so they may add their names to the group's application when submitting their application.

Group Member

Each Group Member must obtain the Group Reference Number from the Group Leader before calling to enter the draw. Only your Group Leader can give you the Group Reference Number. Each Group Member will be asked for the Group Reference Number so the group can be identified and linked together for application to the draw.

Individual Applicant

Individuals must enter the Hunt Code representing their choice of WMU, type of moose, and firearm (see the table of valid Hunt Codes on pages 44 and 45).

All applicants are encouraged to record the information they will need on the appropriate worksheet (page 42 or 43), before they call. Each Group Member and Individual applicant will be given an Authorization Number. The authorization number confirms that the hunter has been successfully entered into the moose draw. Please record this authorization number for your records.

PLEASE NOTE: Hunt Codes may differ from year to year; be sure to use the 2017 Hunt Codes Table when applying to the 2017 moose validation tag draw.

If you have a concern about the Pool Status that is voiced back to you at the end of your telephone application, you may call 1-800-387-7011 during business hours, Monday to Friday.

Group Leader

The instructions and worksheet provided below will assist you with the telephone application process. **Fill in the worksheet spaces before you call**, and keep the worksheet in front of you during the call so you can record your Group Reference Number. **Before the call** you need to record your Outdoors Card Number, choice(s) of Hunt Code, and credit card number and expiry date. Hunt Codes are found in the 2017 Moose Draw Hunt Codes Table on pages 44 and 45.

STEP 1 Contact the members of your group (maximum group size is 14 plus the leader) to ensure they know you are the Group Leader.

STEP 2 Call **1-800-288-1155** between **April 19 and May 31, 2017**. This telephone line operates 24 hours a day, 7 days a week until 11:59 p.m. (ET), May 31. (We recommend that you call early in the application period. Do not wait until the last day.) When the system prompts you, choose the Moose Draw option.

STEP 3 At the prompt, choose the option to apply as part of a group, and at the next prompt, choose the Group Leader option.

STEP 4 After the prompt, enter your 15-digit (hunting version) Outdoors Card Number.

Your Outdoors Card Number is:

7 0 8 1 5 8

STEP 5 After the prompt, enter your first choice Hunt Code, and second choice Hunt Code (if you have one).

PLEASE NOTE: The responsibility for correctly entering the Hunt Code(s) rests solely with the applicant. Listen to your choice(s) carefully before confirming.

	WMU	Type	Firearm	Hunt Code
First Choice				
Second Choice				

STEP 6 Enter your VISA or MasterCard number:

STEP 7 Enter the 4-digit expiry date from your credit card.

Expiry Date: /
month year

STEP 8 Stay on the line while the system authorizes your credit card number, and provides you with a 7-digit Group Reference Number. Record this number in the space below.

Group Reference Number:

STEP 9 Stay on the line to confirm your postal code to ensure that you receive your moose licence and game seal when they are mailed to you, **and to receive confirmation that your application has been entered in the draw.** At the end of the call you will be told your pool status.

Pool Status:

If your postal code is not correct, call the Outdoors Card Centre as soon as possible during regular business hours (1-800-387-7011) to update your address.

STEP 10 As the last step, contact your Group Members and give them your 7-digit Group Reference Number so that they may call in and add their names to the group's application.

Keep this worksheet for your files.

Group Member

To use this worksheet, ensure you are a Group Member and not a Group Leader or an Individual Applicant. If you are the first member of your group to apply to the draw by telephone, then you are considered to be the Group Leader and should refer to the instructions on page 42 before calling.

The instructions and worksheet provided below will assist you with the telephone application process. **Fill in the worksheet spaces before you call**, and keep the worksheet in front of you during the call so you can record your Authorization Number. **Before the call** you need to record your Group Reference Number (provided by your Group Leader), your Outdoors Card Number, and credit card number and expiry date.

STEP 1 Call **1-800-288-1155** between **April 19 and May 31, 2017**. This telephone line operates 24 hours a day, 7 days a week until 11:59 p.m. (ET), May 31. (We recommend that you call early in the application period. Do not wait until the last day.) When the system prompts you, choose the Moose Draw option.

STEP 2 When the system prompts you, choose the option to apply as part of a group, and at the next prompt, choose the Group Member option.

STEP 3 After the prompt, enter your 7-digit Group Reference Number.
Group Reference Number:

STEP 4 After the prompt, enter your 15-digit (hunting version) Outdoors Card Number.
Your Outdoors Card Number is:

7 0 8 1 5 8

STEP 5 A recording will tell you your group's Hunt Code, WMU, type of moose, and firearm choice(s) as selected by your Group Leader.

STEP 6 Enter your VISA or MasterCard number:

STEP 7 Enter the 4-digit expiry date from your credit card.
Expiry Date: /
month year

STEP 8 Stay on the line while the system authorizes your credit card number. Record the Authorization Number that confirms your entry into the moose draw in the space provided below.

Authorization Number:

STEP 9 **Stay on the line** to confirm your postal code to ensure that you receive your moose licence and game seal when they are mailed to you, **and to receive confirmation that your application has been entered in the draw**. At the end of the call you will be told your pool status and the number of people who have applied to your group (including yourself). This number may include both Pool 1 and Pool 2 applicants.

Pool Status:

If your postal code is not correct, call the Outdoors Card Centre as soon as possible during regular business hours (1-800-387-7011) to update your address.

Keep this worksheet for your files.

Individual Applicant

The instructions and worksheet provided below will assist you with the telephone application process. **Fill in the worksheet spaces before you call**, and keep the worksheet in front of you during the call so you can record your Authorization Number. **Before the call** you need to record your Outdoors Card Number, choice(s) of Hunt Code, and credit card number and expiry date. Hunt Codes are found in the 2017 Moose Draw Hunt Codes Table on pages 44 and 45.

STEP 1 Call **1-800-288-1155** between **April 19 and May 31, 2017**. This telephone line operates 24 hours a day, 7 days a week until 11:59 p.m. (ET), May 31. (We recommend that you call early in the application period. Do not wait until the last day.) When the system prompts you, choose the Moose Draw option.

STEP 2 When the system prompts you, choose the option to apply as an individual.

STEP 3 After the prompt, enter your 15-digit (hunting version) Outdoors Card Number.

Your Outdoors Card Number is:

7 0 8 1 5 8

STEP 4 After the prompt, enter your first choice Hunt Code, and second choice Hunt Code (if you have one).

PLEASE NOTE: The responsibility for correctly entering the Hunt Code(s) rests solely with the applicant. Listen to your choice(s) carefully before confirming.

	WMU	Type	Firearm	Hunt Code
First Choice				
Second Choice				

STEP 5 Enter your VISA or MasterCard number:

STEP 6 Enter the 4-digit expiry date from your credit card.

Expiry Date: /
month year

STEP 7 Stay on the line while the system authorizes your credit card number, and provides you with your Authorization Number. Record this number in the space provided below.

Authorization Number:

STEP 8 **Stay on the line** to confirm your postal code to ensure that you receive your moose licence and game seal when they are mailed to you, **and to receive confirmation that your application has been entered in the draw**. At the end of the call you will be told your pool status.

Pool Status:

If your postal code is not correct, call the Outdoors Card Centre as soon as possible during regular business hours (1-800-387-7011) to update your address.

Keep this worksheet for your files.

2017 Moose Draw Hunt Codes for Hunters

Select the Hunt Code for your WMU, Type and Firearm from the table below

WMU	Type	Firearm	Hunt Code	Season Dates	WMU	Type	Firearm	Hunt Code	Season Dates
01A	Bull	Gun	500	Sept. 16 to Dec. 15	14	Bull	Gun	561	Oct. 14 to Dec. 15
01A	Cow	Gun	501	Sept. 16 to Dec. 15	14	Cow	Gun	562	Oct. 14 to Dec. 15
01C	Bull	Gun	502	Sept. 16 to Dec. 15	14	Bull	Bow	563	Sept. 23 to Oct. 13
01C	Cow	Gun	503	Sept. 16 to Dec. 15	14	Cow	Bow	564	Sept. 23 to Oct. 13
01D	Bull	Gun	504	Sept. 16 to Dec. 15	15A	Bull	Gun	565	Oct. 14 to Dec. 15
01D	Cow	Gun	505	Sept. 16 to Dec. 15	15A	Cow	Gun	566	Oct. 14 to Dec. 15
02	Bull	Gun	506	Oct. 7 to Dec. 15	15A	Bull	Bow	567	Sept. 23 to Oct. 13
02	Cow	Gun	507	Oct. 7 to Dec. 15	15A	Cow	Bow	568	Sept. 23 to Oct. 13
02	Bull	Bow	508	Sept. 16 to Oct. 6	15B	Bull	Gun	569	Oct. 14 to Dec. 15
02	Cow	Bow	509	Sept. 16 to Oct. 6	15B	Cow	Gun	570	Oct. 14 to Dec. 15
03	Bull	Gun	510	Oct. 7 to Dec. 15	15B	Bull	Bow	571	Sept. 23 to Oct. 13
03	Cow	Gun	511	Oct. 7 to Dec. 15	15B	Cow	Bow	572	Sept. 23 to Oct. 13
03	Bull	Bow	512	Sept. 16 to Oct. 6	16A	Bull	Gun	573	Sept. 16 to Dec. 15
03	Cow	Bow	513	Sept. 16 to Oct. 6	16A	Cow	Gun	574	Sept. 16 to Dec. 15
04	Bull	Gun	514	Oct. 7 to Dec. 15	16B	Bull	Gun	575	Sept. 16 to Dec. 15
04	Cow	Gun	515	Oct. 7 to Dec. 15	16B	Cow	Gun	576	Sept. 16 to Dec. 15
04	Bull	Bow	516	Sept. 16 to Oct. 6	16C	Bull	Gun	577	Sept. 16 to Dec. 15
04	Cow	Bow	517	Sept. 16 to Oct. 6	16C	Cow	Gun	578	Sept. 16 to Dec. 15
05	Bull	Gun	518	Oct. 14 to Dec. 15	17	Bull	Gun	579	Sept. 16 to Dec. 15
05	Cow	Gun	519	Oct. 14 to Dec. 15	17	Cow	Gun	580	Sept. 16 to Dec. 15
05	Bull	Bow	520	Sept. 23 to Oct. 13	18A	Bull	Gun	581	Oct. 7 to Dec. 15
05	Cow	Bow	521	Sept. 23 to Oct. 13	18A	Cow	Gun	582	Oct. 7 to Dec. 15
06	Bull	Gun	522	Oct. 14 to Dec. 15	18A	Bull	Bow	583	Sept. 16 to Oct. 6
07A	Bull	Bow & Muzzle-loading gun	525	Oct. 14 to Dec. 15	18A	Cow	Bow	584	Sept. 16 to Oct. 6
07B	Bull	Gun	527	Oct. 14 to Dec. 15	18B	Bull	Gun	585	Oct. 7 to Dec. 15
08	Bull	Gun	530	Oct. 14 to Dec. 15	18B	Cow	Gun	586	Oct. 7 to Dec. 15
08	Cow	Gun	531	Oct. 14 to Dec. 15	18B	Bull	Bow & Muzzle-loading gun	587	Sept. 16 to Oct. 6
08	Bull	Bow	532	Sept. 23 to Oct. 13	18B	Cow	Bow & Muzzle-loading gun	588	Sept. 16 to Oct. 6
08	Cow	Bow	533	Sept. 23 to Oct. 13	19	Bull	Gun	589	Oct. 14 to Dec. 15
09A	Bull	Gun	534	Oct. 14 to Dec. 15	19	Cow	Gun	590	Oct. 14 to Dec. 15
09A	Cow	Gun	535	Oct. 14 to Dec. 15	19	Bull	Bow	591	Sept. 23 to Oct. 13
09A	Bull	Bow	536	Sept. 23 to Oct. 13	19	Cow	Bow	592	Sept. 23 to Oct. 13
09A	Cow	Bow	537	Sept. 23 to Oct. 13	21A	Bull	Gun	593	Oct. 14 to Dec. 15
09B	Bull	Gun	538	Oct. 14 to Dec. 15	21A	Cow	Gun	594	Oct. 14 to Dec. 15
09B	Cow	Gun	539	Oct. 14 to Dec. 15	21A	Bull	Bow	595	Sept. 23 to Oct. 13
09B	Bull	Bow	540	Sept. 23 to Oct. 13	21A	Cow	Bow	596	Sept. 23 to Oct. 13
09B	Cow	Bow	541	Sept. 23 to Oct. 13	21B	Bull	Gun	597	Oct. 14 to Dec. 15
11A	Bull	Gun	542	Oct. 14 to Dec. 15	21B	Cow	Gun	598	Oct. 14 to Dec. 15
11A	Cow	Gun	543	Oct. 14 to Dec. 15	21B	Bull	Bow	599	Sept. 23 to Oct. 13
11A	Bull	Bow	544	Sept. 23 to Oct. 13	21B	Cow	Bow	600	Sept. 23 to Oct. 13
11A	Cow	Bow	545	Sept. 23 to Oct. 13	22	Bull	Gun	601	Oct. 14 to Nov. 15
11B	Bull	Gun	546	Oct. 14 to Dec. 15	22	Cow	Gun	602	Oct. 14 to Nov. 15
11B	Cow	Gun	547	Oct. 14 to Dec. 15	22	Bull	Bow	603	Sept. 23 to Oct. 13
11B	Bull	Bow	548	Sept. 23 to Oct. 13	22	Cow	Bow	604	Sept. 23 to Oct. 13
12A	Bull	Gun	549	Oct. 14 to Dec. 15	23	Bull	Gun	605	Oct. 14 to Nov. 15
12A	Cow	Gun	550	Oct. 14 to Dec. 15	23	Cow	Gun	606	Oct. 14 to Nov. 15
12A	Bull	Bow	551	Sept. 23 to Oct. 13	23	Bull	Bow	607	Sept. 23 to Oct. 13
12A	Cow	Bow	552	Sept. 23 to Oct. 13	23	Cow	Bow	608	Sept. 23 to Oct. 13
12B	Bull	Gun	553	Oct. 14 to Dec. 15	24	Bull	Gun	609	Oct. 7 to Nov. 15
12B	Cow	Gun	554	Oct. 14 to Dec. 15	24	Cow	Gun	610	Oct. 7 to Nov. 15
12B	Bull	Bow	555	Sept. 23 to Oct. 13	24	Bull	Bow	611	Sept. 16 to Oct. 6
12B	Cow	Bow	556	Sept. 23 to Oct. 13	24	Cow	Bow	612	Sept. 16 to Oct. 6
13	Bull	Gun	557	Oct. 14 to Dec. 15	25	Bull	Gun	613	Sept. 16 to Dec. 15
13	Cow	Gun	558	Oct. 14 to Dec. 15	25	Cow	Gun	614	Sept. 16 to Dec. 15
13	Bull	Bow	559	Sept. 23 to Oct. 13					
13	Cow	Bow	560	Sept. 23 to Oct. 13					

VENISON CHILI

Come in from the outdoors and enjoy a steaming bowl of this hearty, smoky venison chili smothered with all the great toppings. Serve with crusty bread.



Preparation Time: 30 minutes
Cooking Time: 2 to 2-1/2 hours
Serves 6

Seasoning Mix:
2 tbsp (25 mL) each ground cumin and chili powder
1 tbsp (15 mL) dried oregano leaves
2 tsp (10 mL) salt
1 tsp (5 mL) each cayenne pepper and smoked paprika

Chili:
1/4 cup (50 mL) vegetable oil
1-1/2 lb (750 g) Ontario Venison Shoulder, cut into 1/2-inch (1 cm) cubes
8 oz (250 g) ground Ontario Venison
4 cloves garlic, minced
2 to 3 hot chili peppers, minced
1 large Ontario Onion, diced
1 each large sweet red and green pepper, diced
1 diced tomatoes, drained
1 can (540 mL) Ontario Beer
1 cup (250 mL) tomato sauce
1-1/2 cups (375 mL) smoky barbecue sauce
1/2 cup (125 mL) Hot sauce
Salt and freshly ground black pepper

Toppings:
1/2 cup (125 mL) Ontario Sour Cream
1/2 cup (125 mL) chopped green onions
1 cup (250 mL) shredded smoked Ontario Gouda Cheese
1/2 cup (125 mL) chopped fresh Ontario Cilantro

Nutritional Information:

1 Serving

PROTEIN: 43 grams

FAT: 20 grams

CARBOHYDRATE:
23 grams

CALORIES: 458

FIBRE: 3 grams

SODIUM: 1820 mg

Seasoning Mix: In small bowl, combine cumin, chili powder, oregano, salt, cayenne pepper and smoked paprika. Set aside.

Chili: In heavy bottomed large pot, heat 2 tbsp (25 mL) of the oil over high heat, for 2 for 3 minutes or until you start to see a wisp of smoke coming from the pot. Cook diced and ground venison in small batches, until meat is browned; transfer to large bowl; set aside.

Add remaining oil and heat over medium heat. Add garlic, hot chili peppers and onion; cook for 1 to 2 minutes or until starting to soften. Stir in reserved seasoning mix; cook for 2 minutes. Stir in red and green peppers; cook for 1 minute. Stir in reserved venison and diced tomatoes.

Increase heat to high, stir in beer and deglaze the pot. Stir in tomato and barbecue sauces; cook stirring occasionally, until chili comes to a low boil. Reduce heat to medium-low and simmer gently for 1-1/2 to 2 hours, stirring occasionally, until venison is tender and chili is saucy and thick. Season to taste, with hot sauce, salt and pepper.

Toppings: To serve, ladle chili into bowls and garnish with sour cream, green onions, cheese and cilantro. Serve immediately.



THE FIREARMS SAFETY EDUCATION SERVICE OF ONTARIO
REMINDS ALL HUNTERS

- Carry out the vital four A.C.T.S. of firearms safety.
- P.R.O.V.E. your firearm safe.
- Be sure of your target and beyond.
- Use the correct size ammunition for your firearms.
- Maintain your firearms in a clean and safe condition.
- Carry and keep your firearms licence up to date.

For information on Canadian Firearms Safety Course,
 Canadian Restricted Firearms Safety Course or the Wilderness
 Handgun Certification Course or to find an instructor near you:

Visit us online at www.fseso.org
 Call 1-800-731-4000 Ext. 7537

MICRO SUPPRESSOR WITH TACT-ZONE LITE

The quietest and most compact recurve crossbow ever engineered, the Micro Suppressor is the pinnacle of stealth and maneuverability. Featuring Excalibur's NEW Sound Deadening System, making it one of the quietest crossbows on the market.



BELOEIL - BROSSARD - BURLINGTON - CAMBRIDGE - ETOBICOKE - LAVAL - OSHAWA - OTTAWA - QUEBEC - VAUGHAN THE OUTDOORS SUPERSTORE



TREASURE MAP.



X-Bolt Hunter
browning.com



Leading the way is a tough job. But someone has to do it.



"Walking the walk" is more than just a saying at Team CSSA -- it's something we do every day.

Protecting the rights of Canada's firearms owners is our mission.

Our members say we do it very well.

As the country's largest and most effective group working for recreational shooters, our influence reaches the highest levels of government.

It's what we do and it's what you need.

Do your part and help us fight for you.

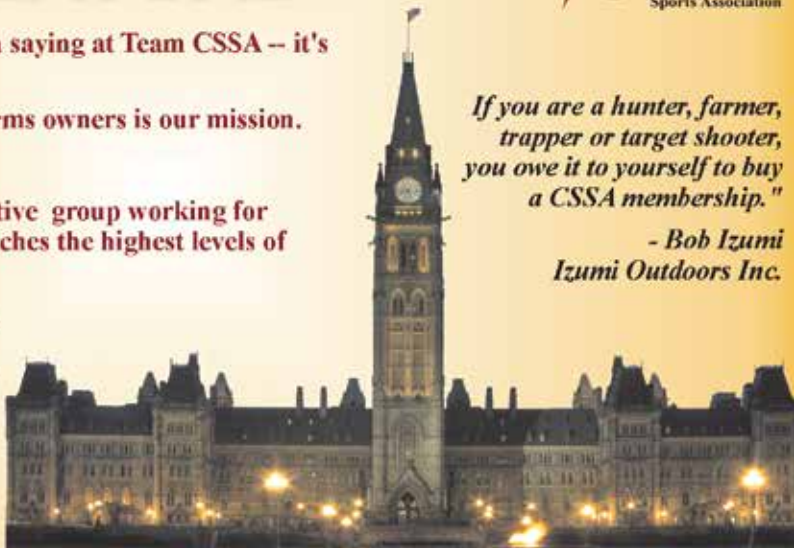
Become a member today

Call 1-888-873-4339

www.cssa-cila.org

If you are a hunter, farmer, trapper or target shooter, you owe it to yourself to buy a CSSA membership."

*- Bob Izumi
Izumi Outdoors Inc.*



HEAD TO HEAD. OTHER OPTICS CAN'T MAKE HEADS OR TAILS.



ELITE[®]
Riflescopes
With RainGuard[®] HD



VORTEX[®]

NIKON[®]

Bushnell WITH PATENTED RainGuard[®] HD



©2017 B.O.P.

Images based on two minute stay in a dry vapor chest then spritzed with water 10 times. Tests conducted at Surfaces Research in Lenexa, KS. Comparison consisted of Bushnell Elite, Vortex[®] Diamondback and Nikon[®] ProStaff riflescopes. Vortex is a[®] 2014 registered trademark of Sheltered Wings, Inc. Nikon is a registered trademark of Nikon, Inc.



Our School is Different. Are You?

- ▲ 31+ full-time programs - including Fish and Wildlife Technician/Technology & Conservation & Environmental Law Enforcement
- ▲ Field camps, field schools, active, hands-on learning
- ▲ More grads working in the Environmental and Natural Resource Sciences sectors than any other college in Canada

For information: askus@flemingcollege.ca or 1-866-353-6464 ext. 3301
Frost Campus, Lindsay Ontario

flemingcollege.ca/senrs




School of Environmental &
Natural Resource Sciences
Frost Campus | Fleming College



Live & Online Firearms Auctions



**Specializing in the Sale of Estates
& Complete Firearms Collections**



**We Sell Rifles, Shotguns,
Edged Weapons, Military Items,
Restricted & Prohibited Firearms,
Archery Equipment
and Hunting Accessories.**

**2017 Auction Schedule,
Saturdays:
FEBRUARY 25, APRIL 22, JUNE 24,
AUGUST 26, OCTOBER 21,
DECEMBER 9**

**If You Are Responsible For the
Settlement Of Estate Firearms
Or The Time Has Come To Dispose
Of Your Personal Collection,
Call Us For A Free Consultation.**

Pickup Or Transportation Arranged.

www.switzersauction.com

info@switzersauction.com

1-800-694-2609

DELUXE WALL

TENTS



**Wall tents built
in Canada for
Canadian
conditions**

- wall tents
- used tents
- diesel heaters
- bear fences
- bedrolls
- alum. frames
- wood stoves
- cots
- tarps
- game bags

www.deluxewalltents.com

(250) 704-2534

perry@deluxewalltents.com

TETRA-POD



Email: info@tetra-pod.net
Website: www.tetra-pod.net



**The only ENCLOSED Trailer that flips
into a boat in less than a minute!**



Head Office

695 Arvin Ave.

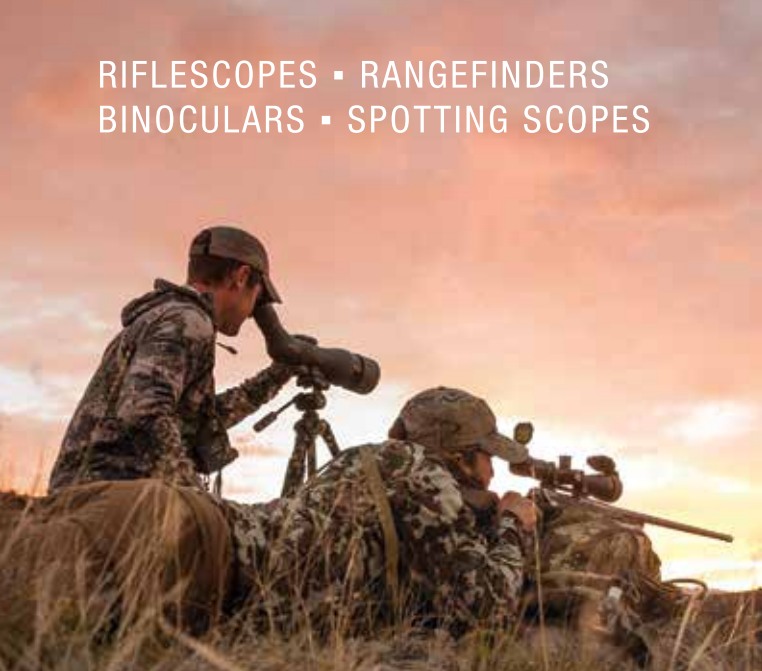
Stoney Creek, ON L8E 5R2

P: 1-905-643-6278

T.F: 1-888-231-3575



RIFLESOPES ▪ RANGEFINDERS
BINOCULARS ▪ SPOTTING SCOPES



RAZOR HD
LIGHT HUNTER
RIFLESCOPE SERIES

PREMIUM optics
INCREDIBLE value
TOP TIER service
and VIP warranty



VIPER
HS
RIFLESCOPE SERIES



FURY HD
RANGEFINDING
BINOCULAR



NEW
For 2017

1-866-343-0054

vortexcanada.net

The Pros
use Camillus,
now you can too!

CAMILLUS®

Quality Knives Since 1876

www.camillusknives.ca



**TOUGH.
RELIABLE. CONSISTENT.
JUST LIKE YOUR SHOTGUN.**



This is Remington Country.

THE MODEL 870. TIMELESS DESIGN. FLAWLESS PERFORMANCE.

More steel hits the ground in the making of a Model 870 than you'll find butt to bore in the slapped-together aluminum wannabes on the market. Machining each receiver from a single 8½-pound billet of steel is a painstaking process, but well worth the result - the strongest, smoothest and most reliable pump shotgun ever built.



PROUDLY MADE IN THE USA BY AMERICAN WORKERS

MODEL 870 EXPRESS
SUPER MAGNUM
WATERFOWL



MODEL 870 EXPRESS SUPER MAGNUM WATERFOWL CAMO



MODEL 870 EXPRESS SUPER MAGNUM SYNTHETIC



MODEL 870 EXPRESS



EVERY MODEL 870 RECEIVER IS MILLED FROM A SOLID BLOCK OF STEEL - NEVER ALUMINUM - FOR UNRIVALED STRENGTH AND RELIABILITY



OPTIMISE YOUR TARGET WITH THE NITRO-STEEL AMMUNITION

200 YEARS
Remington[®]

1816 - 2016

©2016 REMINGTON ARMS COMPANY, LLC.

2017 Moose Draw Hunt Codes for Hunters

Select the Hunt Code for your WMU, Type and Firearm from the table below

WMU	Type	Firearm	Hunt Code	Season Dates	WMU	Type	Firearm	Hunt Code	Season Dates
26	Bull	Gun	615	Sept. 16 to Oct. 31	42	Bull	Gun	675	Oct. 14 to Nov. 15
26	Cow	Gun	616	Sept. 16 to Oct. 31	42	Bull	Bow	677	Sept. 23 to Oct. 13
27	Bull	Gun	617	Oct. 7 to Nov. 15	46	Bull	Gun	679	Oct. 21 to Oct. 27
27	Cow	Gun	618	Oct. 7 to Nov. 15	46	Cow	Gun	680	Oct. 21 to Oct. 27
27	Bull	Bow	619	Sept. 16 to Oct. 6	47	Bull	Gun	681	Oct. 21 to Oct. 27
27	Cow	Bow	620	Sept. 16 to Oct. 6	48	Bull	Gun	683	Oct. 21 to Oct. 27
28	Bull	Gun	621	Oct. 14 to Nov. 15	48	Cow	Gun	684	Oct. 21 to Oct. 27
28	Cow	Gun	622	Oct. 14 to Nov. 15	48	Calf	Gun	685	Oct. 21 to Oct. 27
28	Bull	Bow	623	Sept. 23 to Oct. 13	48	Bull	Bow	686	Oct. 2 to Oct. 7
28	Cow	Bow	624	Sept. 23 to Oct. 13	48	Cow	Bow	687	Oct. 2 to Oct. 7
29	Bull	Gun	625	Oct. 14 to Nov. 15	48	Calf	Bow	688	Oct. 2 to Oct. 7
29	Cow	Gun	626	Oct. 14 to Nov. 15	49	Bull	Gun	689	Oct. 21 to Oct. 27
29	Bull	Bow	627	Sept. 23 to Oct. 13	49	Cow	Gun	690	Oct. 21 to Oct. 27
29	Cow	Bow	628	Sept. 23 to Oct. 13	50	Bull	Gun	691	Oct. 21 to Oct. 27
30	Bull	Gun	629	Oct. 14 to Nov. 15	50	Cow	Gun	692	Oct. 21 to Oct. 27
30	Cow	Gun	630	Oct. 14 to Nov. 15	53	Bull	Gun	693	Oct. 21 to Oct. 27
30	Bull	Bow	631	Sept. 23 to Oct. 13	53	Cow	Gun	694	Oct. 21 to Oct. 27
30	Cow	Bow	632	Sept. 23 to Oct. 13	54	Bull	Gun	695	Oct. 21 to Oct. 27
31	Bull	Gun	633	Oct. 14 to Nov. 15	54	Cow	Gun	696	Oct. 21 to Oct. 27
31	Cow	Gun	634	Oct. 14 to Nov. 15	55A	Bull	Gun	697	Oct. 21 to Oct. 27
31	Bull	Bow	635	Sept. 23 to Oct. 13	55A	Cow	Gun	698	Oct. 21 to Oct. 27
31	Cow	Bow	636	Sept. 23 to Oct. 13	55A	Calf	Gun	699	Oct. 21 to Oct. 27
32	Bull	Gun	637	Oct. 14 to Nov. 15	55A	Bull	Bow	700	Oct. 2 to Oct. 7
32	Cow	Gun	638	Oct. 14 to Nov. 15	55A	Cow	Bow	701	Oct. 2 to Oct. 7
32	Bull	Bow	639	Sept. 23 to Oct. 13	55A	Calf	Bow	702	Oct. 2 to Oct. 7
32	Cow	Bow	640	Sept. 23 to Oct. 13	55B	Bull	Gun	703	Oct. 21 to Oct. 27
33	Bull	Gun	641	Oct. 14 to Nov. 15	55B	Cow	Gun	704	Oct. 21 to Oct. 27
33	Cow	Gun	642	Oct. 14 to Nov. 15	55B	Calf	Gun	705	Oct. 21 to Oct. 27
33	Bull	Bow	643	Sept. 23 to Oct. 13	55B	Bull	Bow	706	Oct. 2 to Oct. 7
33	Cow	Bow	644	Sept. 23 to Oct. 13	55B	Cow	Bow	707	Oct. 2 to Oct. 7
34	Bull	Gun	645	Oct. 14 to Nov. 15	55B	Calf	Bow	708	Oct. 2 to Oct. 7
34	Cow	Gun	646	Oct. 14 to Nov. 15	56	Bull	Gun	709	Oct. 21 to Oct. 27
35	Bull	Gun	647	Oct. 14 to Nov. 15	56	Cow	Gun	710	Oct. 21 to Oct. 27
35	Cow	Gun	648	Oct. 14 to Nov. 15	57	Bull	Gun	711	Oct. 21 to Oct. 27
35	Bull	Bow	649	Sept. 23 to Oct. 13	57	Cow	Gun	712	Oct. 21 to Oct. 27
35	Cow	Bow	650	Sept. 23 to Oct. 13	57	Calf	Gun	713	Oct. 21 to Oct. 27
36	Bull	Gun	651	Oct. 14 to Nov. 15	57	Bull	Bow	714	Oct. 2 to Oct. 7
36	Cow	Gun	652	Oct. 14 to Nov. 15	57	Cow	Bow	715	Oct. 2 to Oct. 7
36	Bull	Bow	653	Sept. 23 to Oct. 13	57	Calf	Bow	716	Oct. 2 to Oct. 7
36	Cow	Bow	654	Sept. 23 to Oct. 13	60	Bull	Gun	717	Oct. 21 to Oct. 27
37	Bull	Gun	655	Oct. 14 to Nov. 15	60	Cow	Gun	718	Oct. 21 to Oct. 27
37	Cow	Gun	656	Oct. 14 to Nov. 15	61	Bull	Gun	719	Oct. 21 to Oct. 27
37	Bull	Bow	657	Sept. 23 to Oct. 13	61	Cow	Gun	720	Oct. 21 to Oct. 27
37	Cow	Bow	658	Sept. 23 to Oct. 13	62	Bull	Gun	721	Oct. 21 to Oct. 27
38	Bull	Gun	659	Oct. 14 to Nov. 15	62	Cow	Gun	722	Oct. 21 to Oct. 27
38	Cow	Gun	660	Oct. 14 to Nov. 15	63	Bull	Gun	723	Oct. 21 to Oct. 27
38	Bull	Bow	661	Sept. 23 to Oct. 13	63	Cow	Gun	724	Oct. 21 to Oct. 27
38	Cow	Bow	662	Sept. 23 to Oct. 13	65	Bull	Bow	725	Oct. 8 to Oct. 14 [*][**]
39	Bull	Gun	663	Oct. 14 to Nov. 15	65	Cow	Bow	726	Oct. 8 to Oct. 14 [*][**]
39	Cow	Gun	664	Oct. 14 to Nov. 15					
39	Bull	Bow	665	Sept. 23 to Oct. 13					
39	Cow	Bow	666	Sept. 23 to Oct. 13					
40	Bull	Gun	667	Oct. 14 to Nov. 15					
40	Cow	Gun	668	Oct. 14 to Nov. 15					
40	Bull	Bow	669	Sept. 23 to Oct. 13					
40	Cow	Bow	670	Sept. 23 to Oct. 13					
41	Bull	Gun	671	Oct. 14 to Nov. 15					
41	Cow	Gun	672	Oct. 14 to Nov. 15					
41	Bull	Bow	673	Sept. 23 to Oct. 13					
41	Cow	Bow	674	Sept. 23 to Oct. 13					

[*] Please refer to page 46 for information about an early season for hunters with lower limb disability

[**] Only individual applications accepted

Firearm

Gun = Rifles, Shotguns, Bows & Muzzle-loading guns

Bow = Bows only, including Crossbows

Bow & Muzzle-loading gun = Bows, including Crossbows & Muzzle-loading guns

Opportunities for Moose Hunters with Lower Limb Disabilities

While hunters with disabilities may apply for a moose validation tag in any WMU, there are two WMUs that offer seasons specifically for resident moose hunters with lower limb disabilities. Hunters who qualify for these special seasons are:

- A paraplegic or hemiplegic.
- A person with a single (above the knee) lower limb amputation, or a double (below the waist) amputation.
- A person who suffers severe disability and cannot hunt without the use of a wheelchair or similar means of locomotion. In this case, the hunter must provide a medical certificate stating the disability.

Hunters wishing to take part in these hunts must apply to the regular draw for a validation tag; there is no separate tag quota. Lower-limb disabled hunters have the same odds of receiving an adult moose validation tag in these WMUs as any other hunter.

Northwestern Ontario – WMU 11B

A special moose season for hunters who qualify in one of the categories of mobility impairment listed above will be held before the regular gun hunt in WMU 11B. A limited number of opportunities are available for this season. Those hunters wishing to hunt for an adult moose in this WMU during this special season must be successful in receiving an adult moose tag through the regular draw for an adult validation tag in WMU 11B and then apply to the Thunder Bay District Office. Calf moose cannot be hunted during this special season.

Resident archers without a disability who acquire a validation tag for the bows-only season may bow hunt during this period.

For more information regarding this hunt, please contact the MNRF Thunder Bay District Office, 435 James Street South, Suite B001, Thunder Bay, Ontario, P7E 6S8, or telephone: (807) 475-1471.

Southeastern Ontario – WMU 65

A special bows-only moose hunt for hunters who qualify in one of the categories of mobility impairment listed above will be held October 5 to 7, 2017, in WMU 65.

Hunters wishing to participate in this special hunt must apply to the regular draw and receive a validation tag in WMU 65. Mobility impaired moose hunters will be able to participate in the early mobility impaired season (October 5 to 7) as well as the regular bow hunt which follows (October 8 to 14).

If you have questions, please contact the MNRF Kemptville District Office, at Postal Bag 2002, 10 Campus Drive, Kemptville, Ontario, K0G 1J0, or telephone (613) 258-8204.

Information for Non-Residents Wishing to Hunt Moose

A non-resident's licence to hunt moose is only valid if it is accompanied by a bull, cow or calf moose validation tag.

Please note that WMUs 46-63 and 65 do not have a moose season for non-residents.

A non-resident who wishes to hunt moose in Ontario must have valid hunting accreditation and be a registered guest and actually accommodated at a tourist establishment (see exceptions below). The tourist outfitter must apply for and receive, on the non-resident's behalf, a validation tag to hunt a bull, cow or calf moose. **The non-resident hunter must have a valid Outdoors Card and moose hunting licence before the outfitter can provide the validation tag to the hunter.**

A non-resident may hunt in a party for moose when hunting as per the conditions indicated on his or her validation tag, and only during a non-resident open season. The party hunting must be carried out in accordance with the definition of party hunting (see page 25).

Exceptions to the requirement to hunt through an outfitter are outlined below:

- Non-residents may hunt with an immediate relative who is an Ontario resident licensed to hunt moose in a WMU that has an open season for non-residents. An immediate relative is a person's grandparent, parent, spouse, child, sibling or grandchild. If you qualify under this exception, you may apply in the resident moose draw for an adult validation tag. You may purchase your moose licence and apply to the draw online through ontario.ca/outdoorscard or at a participating ServiceOntario centre. **An affidavit verifying your relationship to your immediate relative must be received at a participating ServiceOntario centre (visit ontario.ca/outdoorscard for a list of participating locations) by May 31, 2017, within regular business hours. Draw applications where an affidavit has not been received by the draw deadline will be rejected from the draw.**
- Non-residents who are owners of land in a WMU that has an open season for non-residents and wish to hunt in that unit, may apply for a calf validation tag from a participating ServiceOntario centre. (Non-resident landowners are not eligible to apply in the resident moose draw for an adult validation tag.) Non-residents who qualify under this exception and wish to apply for a calf validation tag must purchase a non-resident moose licence and, **prior to the hunt, submit their application along with proof of property ownership to a participating ServiceOntario centre.** Where a property is owned by more than one person or by a corporation, only one calf validation tag will be issued. The calf validation tag is only valid in the WMU that is indicated on the validation tag (i.e. the WMU that contains the private property).
- **PLEASE NOTE:** Non-resident moose hunters may hunt moose in WMUs 7B, 9B, 11A, 11B, 12B, 13 and 14 only by hunting through a tourist outfitter or by hunting with an immediate relative (as defined above) who is an Ontario resident licensed to hunt moose. Non-resident landowners are not eligible to moose hunt in these units.

Guides

Non-residents must employ one licensed guide for each two hunters when hunting moose in the Territorial District of Rainy River. Wildlife Management Units with moose hunting seasons in the Territorial District of Rainy River are: 9B, 11A and parts of 7B and 12B.



Did you know?
It's been 26 years since DNA
was first used
in a poaching trial.

Cadmium

The Ministry of Natural Resources and Forestry recommends that people not eat the liver and kidneys of moose, deer, and elk because of concerns about cadmium levels in these internal organs.

Lead

Recent research has indicated that the amount of lead found in a small percentage of game meat could result in health impacts in people who regularly consume meat which was harvested using lead ammunition. To date, there is **no** known evidence linking consumption of wild game to acute lead poisoning.

Exposure to lead can be reduced by:

- Reminding your meat processor to avoid meat with excessive shot damage and trimming generous distances from wound channels.
- Using non-lead ammunition (e.g. copper).
- Practising marksmanship to avoid penetrating major muscle areas. Aim for vital organs on big game.
- Avoiding consumption of internal organs.

2016 Moose Validation Tag Draw Provincial Summary

General Draw Statistics

Total Tags Available.....	10,757
Total applicants entered in the draw.....	85,499
Total successful applicants	9,692

Tags Available

Gun Bull	4,180
Gun Cow	4,062
Gun Calf.....	147
Bow Bull.....	673
Bow Cow.....	1,577
Bow Calf	118
Total.....	10,757

Group Statistics

Total number of hunters in groups.....	42,449
Total number of groups.....	7,868
Total tags issued to groups.....	4,322
Percentage of groups receiving tags.....	55%

Individual Statistics

Total number of hunters applying as individuals.....	43,050
Total tags issued to individuals.....	5,370
Percentage of individuals receiving tags	12%



Explanation of Tables (pages 49-52)

- 1 Shows the 2017 Guaranteed Group Size for all WMU/tag/season choices where the group size is 15 or fewer (the current group size maximum). Remember that only Pool 1 hunters are counted when determining group size and guaranteed tags are issued only on the first choice.
- 2 Shows the 2017 tag quotas for each WMU, season and type choice.
- 3-5 Shows the tag quotas for 2016 and the total valid applications for all pools and choices for each WMU.

2017 Moose Seasons

ATTENTION: Calf moose may only be hunted according to the dates presented in the table below.

Rifles, Shotguns, Bows and Muzzle-loading guns

WMU(s)	Resident – Open Season	Non-resident – Open Season	Conditions (Restrictions Only)
1A, 1C, 1D, 16A, 16B, 16C, 17, 25	Adult Moose - Sept. 16 to Dec. 15 Calf Moose - Oct. 21 to Nov. 3	Adult Moose - Sept. 18 to Nov. 15 Calf Moose - Oct. 21 to Nov. 3	Note: WMUs 1A, 1D, 17 generally have no road access; water or air access only
2, 3, 4, 18A, 18B	Adult Moose - Oct. 7 to Dec. 15 Calf Moose - Oct. 21 to Nov. 3	Adult Moose - Oct. 9 to Nov. 15 Calf Moose - Oct. 21 to Nov. 3	
5, 6, 7B*, 8, 9A, 9B*+, 11A*+, 11B*, 12A, 12B*+, 13*, 14*, 15A, 15B, 19, 21A, 21B	Adult Moose - Oct. 14 to Dec. 15 Calf Moose - Oct. 21 to Nov. 3	Adult Moose - Oct. 16 to Nov. 15 Calf Moose - Oct. 21 to Nov. 3	* Non-resident landowners must hunt through a Tourist Outfitter. + Non-residents must employ a guide in the Territorial District of Rainy River.
22, 23, 28, 29, 30**, 31**, 32, 33, 34, 35, 36, 37, 38, 39, 40, 41, 42	Adult Moose - Oct. 14 to Nov. 15 Calf Moose - Oct. 21 to Nov. 3	Adult Moose - Oct. 16 to Nov. 15 Calf Moose - Oct. 21 to Nov. 3	** No hunting of predominantly white-coloured moose (over 50 per cent white) in WMUs 30 and 31.
24, 27	Adult Moose - Oct. 7 to Nov. 15 Calf Moose - Oct. 21 to Nov. 3	Adult Moose - Oct. 9 to Nov. 15 Calf Moose - Oct. 21 to Nov. 3	
26	Adult Moose - Sept. 16 to Oct. 31 Calf Moose - Oct. 21 to Oct. 31	Adult Moose - Sept. 18 to Oct. 31 Calf Moose - Oct. 21 to Oct. 31	
46, 47, 49, 50, 53, 54, 56, 58, 59, 60, 61, 62, 63	Adult & Calf Moose Oct. 21 to Oct. 27	No Season	
48, 55A, 55B, 57	Adult & Calf Moose Oct. 21 to Oct. 27	No Season	See special moose calf and adult hunting regulations and reporting requirements for these WMUs on page 38.

Bows and Muzzle-loading guns Only

WMU(s)	Resident – Open Season	Non-resident – Open Season	Conditions (Restrictions Only)
7A	Adult Moose - Oct. 14 to Dec. 15 Calf Moose - Oct. 21 to Nov. 3	Adult Moose - Oct. 16 to Nov. 15 Calf Moose - Oct. 21 to Nov. 3	
18B	Adult Moose - Sept. 16 to Oct. 6	Adult Moose - Sept. 16 to Oct. 6	

Bows-Only

WMU(s)	Resident – Open Season	Non-resident – Open Season	Conditions (Restrictions Only)
2, 3, 4, 18A, 24, 27	Adult Moose - Sept. 16 to Oct. 6	Adult Moose - Sept. 16 to Oct. 6	
5, 6, 7B*+, 8, 9A, 9B*+, 11A*+, 11B**+, 12A, 12B*+, 13*, 14*, 15A, 15B, 19, 21A, 21B, 22, 23, 28, 29, 30**, 31**, 32, 33, 35, 36, 37, 38, 39, 40, 41, 42	Adult Moose - Sept. 23 to Oct. 13	Adult Moose - Sept. 23 to Oct. 13	* Non-resident landowners must hunt through a Tourist Outfitter + Non-residents must employ a guide in the Territorial District of Rainy River ** No hunting of predominantly white-coloured moose (over 50 per cent white) in WMUs 30 and 31 ++ Due to a concurrent gun hunt, hunter orange must be worn when hunting in WMU 11B
48, 55A, 55B, 57	Adult & Calf Moose Oct. 2 to Oct. 7	No Season	See special moose calf and adult hunting regulations and reporting requirements for these WMUs on page 38.

2017 Moose Hunts with Controlled Hunter Numbers

WMU(s)	Resident – Open Season	Non-resident – Open Season	Conditions (Restrictions Only)
11B	Adult Moose - Sept. 23 to Oct. 13	No Season	Must have lower limb disability (see page 46). Eligible hunters must obtain a tag through the draw if they wish to hunt adult moose or be in possession of a valid calf validation tag in order to hunt calves. Rifles, shotguns, muzzle-loading guns only.
65*	Adult & Calf Moose Oct. 5 to Oct. 7	No Season	Must have lower limb disability (see page 46). Eligible hunters must obtain a tag through the draw if they wish to hunt moose. Only bows may be used. Written landowner permission required. No dogs.
65*	Adult & Calf Moose Oct. 8 to Oct. 14	No Season	Only bows may be used. Written landowner permission required. No dogs.

* All hunters must obtain a WMU 65 validation tag, or be the partner of a hunter who has obtained a WMU 65 validation tag, before they can hunt any moose (adult or calf) in WMU 65. Contact Kemptville Office at (613) 258-8204 for details. Written landowner permission required.

1 Gun Guaranteed Group Size for 2017													
NOTE: Maximum group size is 15 hunters.													
WMU	Pool 1 Choice 1 Group Size Guarantee for 2017			In 2016, all groups of this size and larger were issued tags			WMU	Pool 1 Choice 1 Group Size Guarantee for 2017			In 2016, all groups of this size and larger were issued tags		
	BULL TAGS	COW TAGS	CALF TAGS	BULL TAGS	COW TAGS	CALF TAGS		BULL TAGS	COW TAGS	CALF TAGS	BULL TAGS	COW TAGS	CALF TAGS
01A	2	2		2+	2+		54	9	10		8+	5+	
01C	2	2		2+	2+		55A	none	none	none	12+	12+	2+
01D	2	2		2+	2+		55B	none	none	none	none	none	no quota
02	6	5		2+	2+		56	none	none		none	none	
03	7	5		5+	2+		57	none	none	none	none	none	2+
04	7	5		5+	2+		60	none	none		none	none	
05	none	9		12+	6+		61	none	none		none	none	
06	none	no quota		none	no quota		62	none	none		none	none	
07B	none	no quota		10+	no quota		63	none	none		15	15	
08	none	9		10+	4+								
09A	12	8		7+	4+		Bow Hunting Guaranteed Group Size for 2017						
09B	10	8		6+	3+								
11A	13	8		7+	3+								
11B	10	8		7+	3+								
12A	12	8		10+	3+								
12B	13	8		9+	7+		Pool 1 Choice 1 Group Size Guarantee for 2017			In 2016, all groups of this size and larger were issued tags			
13	none	9		10+	5+		WMU	BULL TAGS	COW TAGS	CALF TAGS	BULL TAGS	COW TAGS	CALF TAGS
14	10	7		8+	2+		02	7	2		2+	2+	
15A	13	9		10+	5+		03	9	2		6+	2+	
15B	10	8		7+	2+		04	9	2		7+	2+	
16A	4	3		2+	2+		05	none	3		12+	2+	
16B	7	5		3+	2+		06	no quota	no quota		no quota	no quota	
16C	7	5		2+	2+		7A	none	none		none	2+	
17	7	5		2+	2+		7B	no quota	no quota		no quota	no quota	
18A	7	5		2+	2+		08	none	3		13+	2+	
18B	7	5		2+	2+		09A	12	3		8+	2+	
19	8	6		6+	2+		09B	12	3		3+	2+	
21A	8	6		3+	2+		11A	none	3		8+	2+	
21B	9	8		7+	3+		11B	12	no quota		5+	no quota	
22	11	8		9+	4+		12A	none	3		9+	2+	
23	11	8		11+	8+		12B	12	3		7+	2+	
24	12	10		9+	8+		13	none	3		10+	2+	
25	6	4		3+	2+		14	11	3		11+	2+	
26	12	10		9+	8+		15A	12	2		7+	2+	
27*	14	10		12+	2+		15B	none	2		10+	2+	
28*	none	none		none	none		18A	9	2		2+	2+	
29	none	none		none	none		18B	none	4		8+	2+	
30*	none	none		none	none		19	9	2		3+	2+	
31*	none	none		none	15		21A	14	2		7+	2+	
32*	none	12		15	12+		21B	11	2		10+	2+	
33*	11	8		9+	6+		22	15	2		10+	2+	
34	none	8		none	11+		23	11	2		12+	2+	
35*	none	none		none	none		24	10	2		8+	2+	
36*	none	none		none	none		29	none	10		none	3+	
37*	none	none		none	13+		38	none	10		none	4+	
38	none	none		none	none		48	none	none	none	none	4+	2+
39*	none	none		none	15		55A	none	none	none	9+	2+	2+
40*	none	none		none	none		55B	none	none	none	12+	7+	no quota
41*	none	none		none	none		57	none	none	none	none	4+	2+
42*	none	no quota		none	none		65	none	none		none	none	
46	none	none		none	12								
47	none	no quota		none	none	6+							
48	none	none	none	none	none								
49	none	none		none	none								
50	none	none		none	none								
53	15	11		12+	11+								

*For these WMUs, the guaranteed group size applies to both gun and bow hunting parties, see page 39.

2 2017 Moose Validation Tag Quotas								
Gun Tags Available for 2017				Gun Tags Available for 2017				
WMU	BULL TAGS	COW TAGS	TOTAL	WMU	BULL TAGS	COW TAGS	CALF TAGS	TOTAL
01A	25	20	45	48	32	14	15	61
01C	270	180	450	49	40	16		56
01D	39	15	54	50	54	32		86
02	84	44	128	53	65	32		97
03	136	139	275	54	190	60		250
04	82	96	178	55A	34	11	70	115
05	38	65	103	55B	8	2	10	20
06	1	0	1	56	73	24		97
07B	1	0	1	57	19	8	51	78
08	5	6	11	60	47	34		81
09A	37	30	67	61	46	18		64
09B	16	18	34	62	5	2		7
11A	12	10	22	63	48	16		64
11B	26	44	70	Total	3,917	4,120	146	8,183
12A	37	39	76	Bow Hunting Tags Available for 2017				
12B	84	68	152	WMU	BULL TAGS	COW TAGS	CALF TAGS	TOTAL
13	32	62	94	02	12	13		25
14	18	19	37	03	17	46		63
15A	71	59	130	04	8	10		18
15B	217	332	549	05	4	10		14
16A	217	186	403	06	0	0		0
16B	95	104	199	07A	1	0		1
16C	58	160	218	07B	0	0		0
17	69	123	192	08	1	2		3
18A	129	107	236	09A	6	13		19
18B	50	62	112	09B	13	5		18
19	118	114	232	11A	2	5		7
21A	350	943	1,293	11B	3	0		3
21B	229	260	489	12A	6	38		44
22	41	76	117	12B	16	27		43
23	55	51	106	13	3	40		43
24	117	84	201	14	6	13		19
25	60	36	96	15A	21	38		59
26	65	25	90	15B	15	100		115
27*	91	84	175	18A	38	80		118
28*	66	45	111	18B	7	40		47
29	4	5	9	19	94	125		219
30*	11	10	21	21A	28	180		208
31*	32	17	49	21B	48	150		198
32*	28	16	44	22	12	106		118
33*	22	29	51	23	25	100		125
34	17	8	25	24	52	107		159
35*	18	11	29	29	6	46		52
36*	7	4	11	38	6	1		7
37*	6	4	10	48	52	38	20	110
38	17	14	31	55A	18	24	50	92
39*	19	7	26	55B	14	7	10	31
40*	6	8	14	57	11	13	50	74
41*	2	1	3	65	46	56		102
42*	2	0	2	Total	591	1,433	130	2,154
46	23	11	34					
47	1	0	1					

*These units have combined quotas for both gun and bow adult tags, see page 39 for details.

3 2016 Adult Moose Tag Draw Gun Quotas and Applications										
WMU	Quotas		POOL 1 APPLICATIONS				POOL 2 APPLICATIONS			
	G-BULL	G-COW	Choice 1 G-BULL	Choice 1 G-COW	Choice 2 G-BULL	Choice 2 G-COW	Choice 1 G-BULL	Choice 1 G-COW	Choice 2 G-BULL	Choice 2 G-COW
01A	22	23	4	4	6	0	8	6	5	7
01C	270	180	53	17	24	23	159	73	85	76
01D	27	15	24	9	14	12	15	10	15	6
02	94	47	81	29	57	56	84	54	75	65
03	136	143	605	286	370	393	332	156	212	227
04	89	94	454	278	260	349	196	117	120	146
05	47	53	520	312	314	372	185	102	128	132
06	1	0	19	0	11	0	8	0	11	0
07B	3	0	28	0	12	0	22	0	7	0
08	8	7	61	22	49	52	21	6	21	26
09A	49	37	331	115	147	216	108	28	57	74
09B	20	20	86	57	109	70	37	23	27	28
11A	22	18	138	50	83	78	50	30	34	39
11B	31	46	209	140	149	158	62	60	62	45
12A	39	43	357	164	245	245	137	54	70	98
12B	92	86	786	539	539	540	321	148	169	226
13	55	70	475	377	366	386	247	130	182	193
14	16	22	119	27	40	68	43	29	24	28
15A	79	64	723	375	427	395	262	139	151	159
15B	257	315	1,588	777	922	1,175	772	388	431	547
16A	217	186	125	32	75	72	212	64	103	121
16B	105	100	365	56	141	206	193	93	110	134
16C	88	114	136	25	101	82	135	61	78	117
17	100	160	295	60	122	130	161	83	69	112
18A	169	94	438	154	188	259	246	96	120	161
18B	59	57	69	35	49	36	62	40	44	41
19	120	90	734	292	341	544	289	164	132	225
21A	389	953	1,342	474	626	953	861	691	548	807
21B	205	236	1,516	855	763	1,060	461	339	298	382
22	41	76	339	395	347	330	131	73	86	118
23	44	34	460	280	352	328	139	62	73	116
24	117	84	1,015	651	631	880	340	129	164	252
25	60	36	221	71	110	109	109	35	37	81
26	65	25	575	222	280	395	130	62	79	103
27	100	90	1,150	244	486	718	276	89	141	182
28	23	11	1,620	371	545	1,209	370	99	129	270
29	4	6	550	250	279	437	172	65	97	143
30	10	10	554	208	329	420	122	36	84	96
31	33	21	979	283	462	673	279	68	118	175
32	32	18	445	177	249	295	167	34	46	110
33	22	27	156	180	175	141	51	30	35	43
34	17	5	241	66	102	161	50	9	16	35
35	16	7	591	147	260	372	163	26	88	96
36	7	4	272	96	160	190	94	20	37	53
37	5	4	302	124	120	225	92	35	44	73
38	17	14	825	282	386	595	200	71	117	133
39	48	26	1,326	357	525	976	332	88	132	237
40	5	9	781	512	543	680	194	63	87	155
41	22	33	1,646	1,040	1,046	1,349	453	181	217	342
42	14	6	1,119	352	527	801	317	91	148	219
46	20	9	425	78	155	267	127	22	46	85
47	3	3	1,137	458	437	799	281	94	102	202
48	34	11	790	231	339	509	201	58	83	113
49	37	15	2,244	664	741	1,646	520	146	160	392
50	52	25	1,453	421	516	979	275	100	110	213
53	70	26	802	284	357	572	252	99	107	162
54	180	59	1510	446	555	798	382	134	131	240
55A	28	9	327	103	113	116	72	32	39	49
55B	5	2	76	29	43	59	32	6	17	18
56	72	22	1,261	359	444	924	293	81	97	218
57	19	8	498	145	150	289	122	36	53	71
60	38	19	1,545	518	655	1,102	501	158	192	351
61	49	14	1,008	289	366	613	270	86	118	170
62	11	2	252	50	83	143	124	14	37	68
63	51	19	727	272	279	554	287	90	112	200
TOTAL	4,180	4,062	40,903	16,216	19,697	28,584	13,609	5,706	6,767	9,806

4 2016 Adult Moose Tag Draw Bow Hunting Quotas and Applications										
WMU	Quotas		POOL 1 APPLICATIONS				POOL 2 APPLICATIONS			
	B-BULL	B-COW	Choice 1 B-BULL	Choice 1 B-COW	Choice 2 B-BULL	Choice 2 B-COW	Choice 1 B-BULL	Choice 1 B-COW	Choice 2 B-BULL	Choice 2 B-COW
02	12	8	23	0	15	0	18	3	11	4
03	19	46	99	6	46	8	54	12	22	19
04	12	10	78	6	54	10	24	4	19	8
05	3	21	36	7	45	12	23	3	31	5
06	0	0	0	0	0	0	0	0	0	0
07A	1	1	0	0	0	0	1	1	0	2
07B	0	0	0	0	0	0	0	0	0	0
08	1	2	13	1	16	3	6	2	7	1
09A	9	5	77	1	22	4	14	8	5	3
09B	7	5	23	0	10	4	8	0	4	4
11A	4	5	41	1	8	0	16	0	4	4
11B	3	0	14	0	25	0	6	0	6	0
12A	11	27	82	0	53	7	23	1	20	8
12B	22	10	151	3	58	17	59	5	34	9
13	5	10	48	9	38	7	33	9	25	17
14	5	25	51	4	33	9	19	6	9	9
15A	32	30	205	1	78	12	64	14	28	13
15B	18	120	173	3	134	38	77	17	51	29
18A	50	80	130	14	67	29	109	18	50	31
18B	10	40	115	23	51	42	45	33	21	37
19	143	150	474	14	193	90	213	56	105	52
21A	44	346	314	12	142	47	122	31	72	44
21B	38	132	354	26	133	81	134	26	56	54
22	12	106	103	17	83	37	59	11	23	35
23	21	100	216	20	146	38	86	37	59	42
24	52	107	407	26	280	73	131	73	75	92
29	3	62	276	434	283	304	149	196	159	114
38	6	1	108	4	34	34	39	1	13	13
48	52	34	806	184	216	362	177	33	58	92
55A	16	28	144	39	61	58	18	11	21	9
55B	8	5	77	20	16	23	14	2	11	3
57	10	11	168	53	56	65	43	11	15	13
65	44	50	167	64	70	113	132	58	61	85
TOTAL	673	1,577	4,973	992	2,466	1,527	1,916	682	1,075	851

Quotas for WMUs 1-42 include tags which were put aside for the draw for Northern Residents.

5 2016 Calf Moose Tag Draw Gun and Bow Hunting Quotas and Applications										
WMU	Gun Quota	POOL 1 APPLICATIONS		POOL 2 APPLICATIONS		Bow Quota	POOL 1 APPLICATIONS		POOL 2 APPLICATIONS	
	G-CALF	Choice 1 G-CALF	Choice 2 G-CALF	Choice 1 G-CALF	Choice 2 G-CALF		Choice 1 B-CALF	Choice 2 B-CALF	Choice 1 B-CALF	Choice 2 B-CALF
48	27	163	246	38	66	18	24	115	26	22
55A	63	37	206	58	72	50	5	39	19	22
55B	0	0	0	0	0	0	0	0	0	0
57	57	62	248	37	48	50	4	51	29	30
TOTAL	147	262	700	133	186	118	33	205	74	74



HELP THE CHILDREN IN YOUR LIFE DISCOVER THE WONDERS OF NATURE!

The Ontario Children's Outdoor Charter aims to get children outside to discover the wonders of nature. Spending time outdoors is essential to every child's development, health and well-being. For more information about other Charter activities go to:

www.childrensoutdoorcharter.ca



Elk Regulations

Licence fees are found on page 14.

After disappearing from Ontario in the late 1800s due to pressures from human settlement, elk were restored to four areas of the province more than a decade ago. Thanks to the support and contributions of all involved, elk are once again an important part of Ontario's biodiversity.

Information for All Elk Hunters

Elk hunting is new to Ontario and some of the regulations are different from moose and deer hunting. Carefully review the regulations and draw application instructions if you are interested in applying for an elk hunting opportunity in southern Ontario. Application and licence fees are found on page 14.

The elk hunt will take place only in parts of southern Ontario where the elk herd is now self-sustaining and can support limited hunting opportunities.

Firearms

Big game, including elk, may only be hunted with a firearm (this includes bows). Specifications on the firearms, bows, bolts and arrows that are permitted when hunting elk can be found on page 24.

Dogs

Dogs may not be used to hunt elk. **EXCEPTION: Dogs may be used to track an elk that has been lawfully wounded in the hunt (see page 26 for more information).**

Attractants

In order to prevent the introduction of Chronic Wasting Disease, products that contain bodily fluids (urine, gland oil, feces, saliva, etc.) of a member of the deer family (including deer, moose, and elk) are not permitted to be possessed or used for the purposes of hunting in Ontario. Hunters are allowed to possess and use artificial or plant-based products that can attract wildlife or be used as a cover scent.

Elk Hunting on Private Property

If you wish to hunt elk on private land, you must have with you a valid elk licence and the written consent of the landowner on the form provided by the ministry. The required form will be distributed by mail to elk seal and licence tag recipients.



Modified Party Hunting for Elk

Party hunting for elk is permitted during the open season for elk **under a set of specific conditions listed on page 25, and with the additional restrictions described below:**

- A person may only party hunt with the holder of an elk seal if they are part of the seal holder's hunting group, with the seal number listed on their licence tag. Hunters wishing to party hunt for elk must apply to the elk draw as a group and list all members on the same application. **NOTE:** A person hunting under the authority of a Hunter Apprenticeship Safety Card and under the direct and immediate supervision of a member of the elk hunting group is permitted to participate in the elk hunt.
- Party hunting for elk is limited to a maximum of four hunters (including the seal holder, but not including apprentice hunters).
- Multiple parties may not hunt cooperatively.

Because of these restrictions, party hunting for elk is referred to as "Modified Party Hunting".

Sealing and Transporting Elk

An elk licence tag must be carried by the recipient at all times while hunting elk.

If you have killed an elk while hunting alone, you must, **immediately** after the kill and at the kill site, securely **attach the game seal to the animal in the manner described on the instruction panel attached to the seal. The seal must remain attached while transporting the carcass.**

If party hunting for elk, the party member who holds the game seal must, immediately after the kill and at the kill site, **securely attach the game seal to the animal in the manner described on the instruction panel attached to the seal.** Only the seal holder is allowed to attach the game seal to the elk. It is illegal to transfer a game seal in order to seal an elk.

A person who seals an elk must notch out the month, day and time of the kill on the game seal.

Elk Hunter Mandatory Reporting Requirements

A hunter who has been issued an elk seal through the elk draw must complete and submit the **mandatory reporting questionnaire, either online or through the mail, no later than 14 days after the final day of the elk season.**

Information for Ontario Residents Wishing to Hunt Elk

Who can hunt elk in Ontario?

A resident of Ontario may hunt elk under certain conditions if he/she is in possession of a valid hunting version Outdoors Card **and** a current elk hunting licence tag **and** can meet one of the following criteria:

- The hunter has a game seal for a cow or bull elk; **OR**
- The hunter is party hunting in a group (see information on modified party hunting on page 53 and on general party hunting on page 25) with the person whose elk seal number is listed on their licence tag.

A hunter or a party of hunters who fails to get an elk seal through the draw process is **NOT permitted to hunt elk.**

NOTE: Hunter apprentices may participate in the elk hunt if hunting with a mentor who has an elk seal or a mentor who is a member of a group in which another hunter has an elk seal.

There is currently no open elk hunting season for non-residents.

Import, Export and Shipping

See General Regulations, page 30, for information on import, export and shipping.

Applying to the Elk Hunt Draw

For a chance to hunt elk, a resident hunter must apply to the draw for a game seal and pay the draw application fee. No refund of application fees is granted to an applicant who is unsuccessful in the draw.

Hunters may apply to the elk draw as a member of a group or as an individual. You can choose one of three ways to enter the draw for an elk seal:

- By calling the toll-free automated telephone application system at 1-800-288-1155 **OR**
- By going online to ontario.ca/outdoorscard **OR**
- By going to participating ServiceOntario centres.

Your chance of being drawn for an elk seal is the same whether you apply by telephone, online or at a participating ServiceOntario centre.

If you wish to hunt in a party, you will need to apply as a group. If you apply to the elk draw as an individual, you will not be permitted to party hunt.

The deadline by which a telephone or online application must be completed is by 11:59 p.m. (ET) on June 12, 2017.

The deadline by which an application must be received is within regular business hours at participating ServiceOntario centres on June 12, 2017.

Ministry of Natural Resources
& Forestry

Youth Employment

Make a difference.

Join our team.

Support Ontario's biodiversity.

Future generations will thank you.

Check out our exciting job opportunities.

For more information, visit our website at

ontario.ca/mnrf.

Learn new skills. Discover yourself.



ontario.ca/mnrf

Ready.Set.Work.



Applying to the Elk Hunt Draw

Before You Apply – Advance Preparation

For the purposes of harvest management, elk seals are valid for areas smaller than a WMU, referred to as Harvest Areas. WMUs have been sub-divided into Harvest Areas and each Harvest Area has a separate quota.

- Review the map showing the 2017 Harvest Areas for elk hunting and the corresponding quota table on page 58. Using this information, determine your first choice of WMU-Harvest Area. Identifying a second choice is optional.
- Hunters will be randomly assigned the type of elk seal (e.g., bull or cow) according to the annual quota for each Harvest Area

If your Outdoors Card is valid but you have moved since you received it, contact the Outdoors Card Centre at 1-800-387-7011 and provide your current address. This will ensure that you will receive notification of your success in the draw and the option to purchase an elk licence tag.

If you have any questions regarding your application, or the application process, more information is available from the Outdoors Card Centre at 1-800-387-7011.

What Type of Applicant Are You?

To use the telephone or online application system, hunters must decide – prior to applying – which type of applicant they are.

There are three types of draw applicants:

- **Group Leader**
- **Group Member**
- **Individual**

Hunters applying as part of a group will have to decide who the Group Leader is and who the Group Members are. The maximum number of hunters that can apply as one group is four, comprised of the Group Leader and up to three Group Members. **Once a group application has been submitted, changes to group members will not be allowed.**

Group Leader

The Group Leader must be the first member of the group to apply. The Group Leader is the only member of the group who enters the Hunt Code representing the group's choice of WMU and Harvest Area (refer to the table titled Harvest Areas and Hunt Codes for the 2017 Elk Draw on page 58). The Group Leader is then provided with a Group Reference Number to identify the group and its choice(s). The Group Leader must give the Group Reference Number to the Group Members so they may add their names to the group's application.

Group Members

Each Group Member must obtain the Group Reference Number from the Group Leader. Each Group Member will be asked for the Group Reference Number so the group can be identified and linked together in the draw.

Individuals

Individuals must enter the Hunt Code representing their choice(s) of WMU and Harvest Area (refer to the table titled Harvest Areas and Hunt Codes for the 2017 Elk Draw on page 58).

Applying by Telephone

For your convenience you may apply to the elk draw by calling the toll-free automated telephone application system at **1-800-288-1155**, 24 hours a day, seven days a week from **May 1, 2017, to 11:59 p.m. (ET) on June 12, 2017**. An application fee will be charged to your credit card.

There are numerous benefits to applying to the draw by telephone, including:

- User-friendly system
- Limits data entry errors
- Confirmation of draw entry.

To use the telephone application system, you will need:

- A Touch-Tone™ telephone
- A valid hunting version Outdoors Card
- The 2017 Hunt Code representing the first and optional second choice Wildlife Management Unit and Harvest Area to which you would like to apply (see page 58).
- A valid VISA or MasterCard credit card
- If applying as part of a group, to decide with your group if you are the Group Leader or a Group Member (refer to definitions above and specific instructions below).

When using the telephone application system, it is important to remember that you must respond to the questions asked by using the keypad of your phone. **Do not speak your answers.**

To advertise in future ONTARIO MINISTRY OF NATURAL RESOURCES AND FORESTRY publications

Hunting Regulations Summary and Recreational Fishing Regulations Summary

Contact (705) 755-1902

Group Leader Instructions and Worksheet

The instructions and worksheet provided below will help you with the telephone application process. **Fill in the worksheet spaces before you call**, and keep this worksheet in front of you during the call so you can record your Group Reference Number. **Before you call** you need to record your Outdoors Card Number, choice(s) of Hunt Codes, and credit card number and expiry date. Hunt Codes are found in the table titled Harvest Areas and Hunt Codes for the 2017 Elk Draw on page 58.

STEP 1 Contact the members of your group (maximum group size is three plus the leader) to ensure they know you are the Group Leader.

STEP 2 Call 1-800-288-1155 between **May 1 and June 12, 2017**.

This telephone line operates 24 hours a day, seven days a week until 11:59 p.m. (ET), June 12. (We recommend that you call early in the application period. Do not wait until the last day.) When the system prompts you, choose the Elk Draw option.

STEP 3 When the system prompts you, choose the option to apply as part of a group, and at the next prompt, choose the Group Leader option.

STEP 4 After the prompt, enter your 15-digit (hunting version) Outdoors Card Number. **Your Outdoors Card Number is:**

7 0 8 1 5 8

STEP 5 After the prompt, enter your first choice Hunt Code, and second choice Hunt Code (if you have one).

PLEASE NOTE: The responsibility for correctly entering the Hunt Code(s) rests solely with the applicant. Listen to your choice(s) carefully before confirming.

	WMU	Harvest Area	Hunt Code
First Choice			
Second Choice			

STEP 6 Enter your VISA or MasterCard card number.

STEP 7 Enter the 4-digit expiry date for your credit card.

Expiry Date: /
month year

STEP 8 Stay on the line while the system authorizes your credit card and provides you with a 7-digit Group Reference Number. Record this number in the space below.

Group Reference Number:

STEP 9 **Stay on the line** to confirm your postal code to ensure that you receive your elk licence/seal should you or your group be successful in the draw, **and to receive confirmation that your application has been entered in the draw.**

If your postal code is not correct, call the Outdoors Card Centre as soon as possible during regular business hours (1-800-387-7011) to update your address.

STEP 10 As the last step, contact your Group Members and give them your seven-digit Group Reference Number so that they may call in and add their names to the group's application.

Keep this worksheet for your files.

Group Member Instructions and Worksheet

To use this worksheet, ensure you are a Group Member and not a Group Leader or an Individual Applicant. If you are the first member of your group to apply to the draw by telephone, you are considered the Group Leader and should refer to those instructions before calling. The instructions and worksheet provided below will assist you with the telephone application process. **Fill in the worksheet spaces before you call**, and keep the worksheet in front of you during the call so you can record your Authorization Number. Your Authorization Number is your assurance that you have been entered in the draw. **Before the call** you need to record your Group Reference Number (provided by your Group Leader), your Outdoors Card Number and credit card number with expiry date.

STEP 1 Call 1-800-288-1155 between **May 1 and June 12, 2017**. This telephone line operates 24 hours a day, seven days a week until 11:59 p.m. (ET), June 12. (We recommend that you call early in the application period. Do not wait until the last day.) When the system prompts you, choose the Elk Draw option.

STEP 2 When the system prompts you, choose the option to apply as part of a group, and at the next prompt, choose the Group Member option.

STEP 3 After the prompt enter the seven-digit Group Reference Number provided by your Group Leader.

Group Reference Number:

STEP 4 After the prompt, enter your 15-digit (hunting version) Outdoors Card Number. **Your Outdoors Card Number is:**

7 0 8 1 5 8

STEP 5 A recording will tell you your group's Hunt Code, WMU and Harvest Area choice(s) as selected by your Group Leader.

STEP 6 Enter your VISA or MasterCard card number.

STEP 7 Enter the 4-digit expiry date for your credit card.

Expiry Date: /
month year

STEP 8 Stay on the line while the system authorizes your credit card number and provides your Authorization Number. Record your Authorization Number in the space below.

Authorization Number:

STEP 9 **Stay on the line** to confirm your postal code to ensure that you receive your elk licence/seal should you or your group be successful in the draw, **and to receive confirmation that your application has been entered in the draw.** At the end of the call you will be told the number of people who have applied to your group (including yourself).

If your postal code is not correct, call the Outdoors Card Centre as soon as possible during regular business hours (1-800-387-7011) to update your address.

Keep this worksheet for your files.

Individual Applicant Instructions and Worksheet

The instructions and worksheet provided below will help you with the telephone application process. **Fill in the worksheet spaces before you call**, and keep this worksheet in front of you during the call so you can record your Authorization Number. Your Authorization Number is your assurance that you have been entered in the draw. **Before you call** you need to record your Outdoors Card Number, choice(s) of Hunt Codes, and credit card number and expiry date. Hunt Codes are found in the table titled Harvest Areas and Hunt Codes for the 2017 Elk Draw on page 58.

STEP 1 Call **1-800-288-1155** between **May 1 and June 12, 2017**. This telephone line operates 24 hours a day, seven days a week until 11:59 p.m. (ET), June 12. (We recommend that you call early in the application period. Do not wait until the last day.) When the system prompts you, choose the Elk Draw option.

STEP 2 When the system prompts you, choose the option to apply as an Individual.

STEP 3 After the prompt, enter your 15-digit (hunting version) Outdoors Card Number.

Your Outdoors Card Number is:

7 0 8 1 5 8

STEP 4 After the prompt, enter your first choice Hunt Code, and your second choice Hunt Code (if you have one).

PLEASE NOTE: The responsibility for correctly entering the Hunt Code(s) rests solely with the applicant. Listen to your choice(s) carefully before confirming. You will be given the opportunity during the call to change your selection(s) if you have made a mistake.

	WMU	Harvest Area	Hunt Code
First Choice			
Second Choice			

STEP 5 Enter your VISA or MasterCard card number:

STEP 6 Enter the 4-digit expiry date for your credit card.

Expiry Date: /
month year

STEP 7 Stay on the line while the system authorizes your credit card number and provides your Authorization Number. Record your Authorization Number in the space below.

Authorization Number:

STEP 8 Stay on the line to confirm your postal code to ensure that you receive your elk licence/seal should you be successful in the draw, **and to receive confirmation that your application has been entered in the draw.**

If your postal code is not correct, call the Outdoors Card Centre as soon as possible during regular business hours (1-800-387-7011) to update your address.

Keep this worksheet for your files.

Applying By Internet

Through ontario.ca/outdoorscard, you will be able to apply to the elk draw as a group leader, group member or as an individual.

The deadline for completing applications online is 11:59 p.m. (ET) on June 12, 2017.

To apply to the draw online, you will need:

- A valid hunting version Outdoors Card number
- A VISA or MasterCard credit card.
- The first and second choice (if you have one) Wildlife Management Units and Harvest Area to which you would like to apply.

You will be asked to confirm your answers, and will be given the opportunity to change an answer if you make a mistake. The information that you enter electronically online is your direct application to the draw. **Be sure to save a copy of your draw application receipt for future reference using the "Print Receipt" button once your draw application has been submitted.**

Applying at a Participating ServiceOntario Centre

The deadline for completing applications at a participating ServiceOntario centre is within regular business hours on June 12, 2017.

To apply to the elk draw, you will need:

- A valid hunting version Outdoors Card
- The hunt code for your first and second choice (if you have one) Wildlife Management Units and Harvest Areas to which you would like to apply OR
- If applying as a member of a group, your group reference number provided to you by your Group Leader

NOTE: Check your draw confirmation receipt prior to leaving the ServiceOntario centre to ensure your choices have been correctly entered.

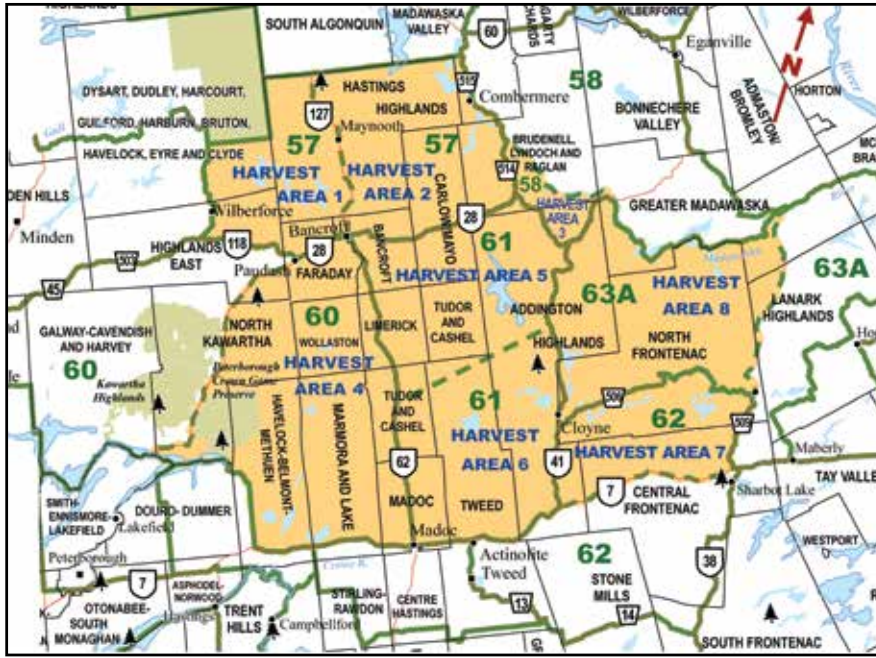


Did you know?

Conservation Officers enforce laws that protect all natural resources, not just fish and wildlife.

Harvest Areas for Elk

For the purposes of harvest management, elk seals are valid for areas smaller than a WMU, referred to as Harvest Areas. WMUs have been sub-divided into Harvest Areas and each Harvest Area has a separate quota. Harvest Area boundaries are described in the table below the map.



For detailed information on WMU boundaries, go to ontario.ca/hunting.



Harvest Areas and Hunt Codes for the 2017 Elk Draw (Open Season Dates and Seal Quotas)

WMU	Harvest Area	Hunt Code	Description of Harvest Area Boundary	2017 Resident Open Season	Seal Quota	
					Bulls	Cows
57	1	100	The part of WMU 57 west of a line formed by Hwy 62 south of Maynooth and Hwy 127 north of Maynooth.	September 18 to October 1, 2017	1	1
57	2	101	The part of WMU 57 east of a line formed by Hwy 62 south of Maynooth and Hwy 127 north of Maynooth.		2	15
58	3	110	The part of WMU 58 south and west of the Madawaska River.		1	1
60	4	120	The part of WMU 60 east of Hwy 28.		1	3
61	5	130	The part of WMU 61 north of the northern edge of the Hydro One transmission line (X1P) running through Tudor, Grimsthorpe and Effingham Townships.		2	8
61	6	131	The part of WMU 61 south of the northern edge of the Hydro One transmission line (X1P) running through Tudor, Grimsthorpe and Effingham Townships.		2	14
62	7	140	The part of WMU 62 north of Hwy 7.		1	1
63A	8	150	The part of WMU 63A west of the former K&P Railway line.		1	1



Hunters who are drawn for an elk seal and choose to purchase their elk licence tag are not eligible to receive another elk seal in their name for five years, but may continue to be listed as a member of a group and party hunt for elk during this time. Hunters who are part of a group with an elk seal recipient are still eligible to receive an elk seal next year. A successful group applicant may be eligible to transfer their elk tag in certain circumstances. Please contact the Outdoors Card Centre at 1-800-387-7011 for more information.

What should I know about collared/ear tagged elk?

Hunters should avoid harvesting elk that have been collared. These collared animals are an important component of ongoing elk research and monitoring programs (see page 6 regarding consumption of chemically immobilized animals). **No replacement seals will be issued in these circumstances.**

Draw Results and Information for Hunters Successful in the Draw

Draw applicants should call the toll-free Draw Results line at 1-800-288-1155 or go online to ontario.ca/outdoorscard to determine the results of the elk draw. This automated line and website are available 24 hours a day, seven days a week from August 2 until December 31. Hunters will need their 15-digit Outdoors Card number to access their draw record. Hunters who receive an elk seal in the draw and all members of his or her elk hunting group will be notified in early August that they are eligible to purchase an elk licence tag, and must do so before they can hunt elk. Only successful draw applicants will be notified.

Hunters who purchase an elk licence tag will receive their elk seal (if applicable).

2016 Elk Validation Tag Draw Provincial Summary

General Draw Statistics

Total tags available.....55
 Total applicants entered in the draw.....1,663

First Choice Applications by Area

57 Area 142
 57 Area 2461
 58 Area 327
 60 Area 456
 61 Area 5715
 61 Area 6328
 62 Area 78
 63A Area 826



BE FireSmart®

It's wildfire season, don't be the reason.

Safe Campfires are:

1. **Built** on bare soil or exposed rock
2. **Sheltered** from the wind
3. Located at least **three metres** from the forest, overhanging branches or other flammable material
4. **Small**. A small fire is best for cooking and is easier to control and put out. The forest is no place for a bonfire.
5. **Put out as soon as possible**: douse with water then stir the ashes with a stick or shovel to uncover hot coals, and douse again.

Safe Campfires have:

6. A pail of **water** and a shovel at hand to control the fire
7. **Someone tending** them at all times.

For more information contact your local Ministry of Natural Resources and Forestry Fire Office or visit us at ontario.ca/fireprevention.

ontario.ca/fireprevention

© Registered Trademark of Partners in Protection Association. 

White-tailed Deer Regulations

Information for All Deer Hunters

Licence fees are found on page 14.

Firearms

Big game, including deer, may only be hunted with a firearm (this includes bows). When hunting deer, you may use or carry a firearm of the type permitted for hunting deer at that time in that Wildlife Management Unit (WMU). For example, when hunting deer during a bows-only season, you may use or carry only bow hunting equipment; you may not carry a rifle or shotgun for hunting other species.

Specifications on the firearms, bows, bolts and arrows that are permitted when hunting deer can be found on page 24.

Attractants

In order to prevent the introduction of Chronic Wasting Disease, products that contain bodily fluids (urine, gland oil, feces, saliva, etc.) of a member of the deer family (including deer, moose, and elk) are not permitted to be possessed or used for the purposes of hunting in Ontario. Hunters are allowed to possess and use artificial or plant-based products that can attract wildlife or be used as a cover scent.

Party Hunting for Deer

Party hunting for deer is permitted during the open season for deer **under a set of specific conditions. The list of conditions can be found on page 25.**

A person shall not hunt deer in a party during a controlled deer hunt season unless he or she holds a controlled deer hunt validation tag valid for that hunt. The exception is a hunter apprentice hunting with a mentor (in which case the mentor must have a controlled deer hunt validation tag).

Dogs

In areas where the use of dogs is prohibited for hunting, licensed dogs may be used to track a deer that has been wounded as a result of a legal hunting activity (see page 26 for more information).

Sealing and Transporting Deer

The controlled deer hunt validation tag must be carried by the recipient at all times while hunting in a controlled hunt.

If you have killed a deer while hunting alone, you must, **immediately** after the kill and at the kill site, securely **attach the game seal to the animal in the manner described on the instruction panel attached to the game seal or found on the back of the game seal. The seal must remain attached while transporting the carcass.**

If party hunting for deer, the member whose licence has been validated for the type that has been killed must, **immediately** after the kill and at the kill site, securely **attach the game seal to the animal in the manner described on the instruction**



panel attached to the game seal or found on the back of the game seal.

A person who seals a deer must notch out the month, day and time of the kill on the game seal.

Only the hunter whose game seal is to be used is allowed to attach the game seal to the deer. It is illegal to transfer a game seal in order to seal a deer.

Import, Export and Shipping

See General Regulations, page 30, for information on import, export and shipping.

Information for Non-Residents Wishing to Hunt Deer

Guides

Non-residents must employ one licensed guide for each two hunters when hunting deer in the Territorial District of Rainy River. WMUs within the Territorial District of Rainy River are 9B, 10, 11A and part of 7B and 12B.

Crown Land Camping Restrictions for Non-Residents of Canada - WMUs 6, 7B, 9A, 9B

All Crown land camping in Ontario is regulated; see page 27 for more information.

Non-residents must also be aware that Crown land camping is prohibited within 1 km of the following road systems in Kenora and Fort Frances Districts between October 1 and November 15:

- Hwy 71 and roads branching off Hwy 71 from Strachan Road to the junction of Hwy 17
- Hwy 596, Caribou Falls Road and Sand Lake Road and all roads branching off these roads to the junction of the English River Road
- Rush Bay Road and branch roads
- Shoal Lake Road and branch roads
- Gundy Lake Road and branch roads.

For more information, contact the Kenora District Office at (807) 468-2501 or the Fort Frances District Office at (807) 274-5337.

Information for Ontario Residents Wishing to Hunt Deer

Farmer's Deer Licence

You may be eligible for a Farmer's Deer Licence if:

- you are a farmer whose primary occupation is farming, and
- you live on and till land that you own or are entitled to possess, and
- you have a valid Outdoors Card.

Note: the spouse and immediate family members of a farmer are not entitled to a Farmer's Deer Licence, unless their primary occupation is farming and they also live on and are entitled to the land. You can apply for a Farmer's Deer Licence by completing an application form at a licence issuer or ServiceOntario location. A Farmer's Deer Licence is only valid in the County or District (as the case may be) that is specified on the licence.

Tag Draw

There are two types of opportunities for Ontario resident deer

hunters that involve computerized random draws for validation tags. They are:

- The Antlerless Deer Draw – deadline June 30, 2017
- The Controlled Deer Hunt Draw – deadline August 31, 2017

An antlerless deer is defined as a deer that has no antlers, or has antlers that are less than 7.5 cm (3 inches) in length.

The antlerless deer validation tag program allocates a limited number of antlerless tags in each WMU, which controls the number of antlerless deer harvested. This program allows any legally licensed hunter to harvest an antlered deer, but an antlerless deer can be harvested only if the hunter or hunting party holds an antlerless deer validation tag.

The term “**controlled deer hunt**” means that the number of deer hunters hunting in a WMU is controlled or limited. Controlled deer hunts take place in southern and southwestern Ontario.

Additional Deer Seals

When deer populations in certain WMUs warrant, hunters may be offered the opportunity to purchase game seals to harvest additional deer.

In early July, hunters who purchased an additional deer seal in 2015 or 2016 will be mailed a brochure confirming the WMUs that will offer additional deer seals and containing the hunt codes required to use this system.

(If you do not receive a brochure, please call the Outdoors Card Centre at 1-800-387-7011 or view it on the MNRF website at ontario.ca/hunting).

Additional deer seals will be available beginning July 12, on a first come, first served basis. Additional deer seals may be made available to non-resident hunters in WMUs with a non-resident deer season. Please check the brochure each year to determine if additional seals are available to non-residents.

Additional deer seals for Controlled Deer Hunts will be sold in October as outlined in the brochure. Hunters may only purchase an additional deer seal for the controlled hunt in the WMU and season in which they were successful in the draw. Hunters must possess a Controlled Deer Hunt Validation Tag along with their additional deer seal to hunt with their additional seal during the Controlled Deer Hunt Season.

Please refer to the brochure (available in early July) for more information.

NOTE: An additional game seal for deer is NOT a deer licence. An additional game seal for deer is valid only if the hunter possesses a current deer licence and a valid Outdoors Card.

Chronic Wasting Disease

Chronic Wasting Disease is a degenerative, fatal brain disease of deer, elk, moose and potentially caribou. It is a devastating disease that has killed and infected thousands of deer and elk in North America. Chronic Wasting Disease continues to spread across North America where it is now found in 24 U.S. states and two Canadian provinces. While it has not been found in Ontario, it is getting closer to our borders and we must take steps to keep it out.

Since we began testing in 2002, Ontario has found no evidence that Chronic Wasting Disease exists in this province. The ministry encourages hunters to continue to take part in future surveillance programs. Hunters can visit the website link ontario.ca/cwd or call a local MNRF office for specific testing locations in 2017.

The World Health Organization has said that while there is no scientific evidence that Chronic Wasting Disease can infect humans, it recommends that meat from an infected/sick animal should NOT be eaten.

Important Information for Hunters and the Public:

- In Ontario, there is a restriction on the possession of high risk carcass parts from all members of the deer family (including deer, elk, moose and caribou) that were harvested in other jurisdictions. If you intend to hunt out of Ontario, please consult the “Regulation to Minimize Risk of Chronic

Wasting Disease Entering Ontario” at ontario.ca/cwd for more information. The website also provides details about this regulation and the limited exceptions to this prohibition.

- Possession and use of products that contain body fluids of any member of the deer family, including blood, urine, gland oils, and other fluids, for the purposes of hunting, is not permitted in Ontario. Hunters are allowed to possess and use artificial or plant-based products that can attract wildlife or be used as a cover scent, but they must not contain any body parts of a member of the deer family. The webpage ontario.ca/cwd also provides details about this regulation.
- Due to the increased potential to spread disease, the ministry discourages feeding of deer and elk except in emergency situations.
- If you see an animal displaying physical signs of illness (including loss of body weight and condition, indifference to humans, increased salivation, tremors, stumbling), report this information to a ministry office.

Check ontario.ca/cwd for regular updates and more information on Chronic Wasting Disease, the regulations and Chronic Wasting Disease testing program. Hunter participation in the ministry's CWD surveillance program is critical to the success of Ontario's monitoring efforts.

Deer Family Comparison

Four different members of the deer family range freely in Ontario. You must have a valid licence for the species you are hunting. There is no open season for caribou and a limited open season for elk, so you must be absolutely certain that the animal you see is the right species, sex and age.

There are differences in the size, shape and colour of moose, white-tailed deer, elk and caribou.



No Open Season



Woodland Caribou

Size: 1.0 to 1.2 m (3.5-4.0 ft.)
at the shoulders
Bull: 160 to 210 kg (353-464 lb)
Cow: 110 to 150 kg (243-331 lb)

Moose

Size: 1.5 to 1.8 m (5.5-6.0 ft.)
at the shoulders
Bull: 400 to 545 kg (880-1,200 lb)
Cow: 375 to 535 kg (825-1,180 lb)



Limited Open Season



Elk

Size: 1.2 to 1.5 m (4.0-5.0 ft.)
at the shoulders
Bull: average 354 kg (780 lb)
Cow: 227 to 239 kg (500-525 lb)

White-Tailed Deer

Size: 0.9 to 1.1 m (3.0-3.5 ft.)
at the shoulders
Adult buck: 45 to 136 kg (100-300 lb)
Adult doe: 39 to 60 kg (85-130 lb)

Antlerless Deer

Applying to the Draw for an Antlerless Deer Validation Tag

Any resident of Ontario who has a valid hunting version Outdoors Card may apply to the draw for an antlerless deer validation tag. Hunters who receive a validation tag in the draw are permitted to harvest their choice of **EITHER** an antlerless deer in the WMU specified on the tag **OR** an antlered deer anywhere in the province during the open season – with the exception of during a controlled hunt. See page 69 for information on hunting during a controlled deer hunt season.

Licensed hunters who do not apply to the antlerless draw, or who are not successful in the draw for an antlerless deer validation tag, may harvest an antlered deer only, anywhere in the province during the open season, with the following exceptions:

- When party hunting with a party member that possesses an antlerless validation tag.
- When the hunter possesses an additional deer seal validated for an antlerless deer.
- Only hunters with the proper validation tag may hunt in a controlled hunt.

Hunters who wish to apply to the antlerless deer draw may use one of three methods. For your convenience, you may purchase your resident's deer licence tag and apply to the antlerless deer draw in one toll-free call to 1-800-288-1155 between March 1 and June 30, 2017. This line is available 24 hours a day, seven days a week. You may also purchase a deer licence and enter the draw, online at ontario.ca/outdoorscard or at participating ServiceOntario centres and licence issuers.

Your chance of being drawn for an antlerless deer validation tag is the same whether you apply by telephone, online or at a participating ServiceOntario centre or licence issuer.

The deadline for completing applications by telephone and online is 11:59 p.m. (ET) on June 30, 2017.

The deadline for completing applications at a participating ServiceOntario centre or licence issuer is within regular business hours on June 30, 2017.

Whether a hunter applies by telephone, online or at a participating ServiceOntario centre or licence issuer, the responsibility for entering a valid application rests with that hunter. If you have any questions regarding your application or the application process, more information is available from the Outdoors Card Centre at 1-800-387-7011.

Applying by Telephone

The telephone application system will allow you to both purchase a deer licence and apply to the antlerless validation tag draw in one phone call.

To use this system, you must have a valid hunting version Outdoors Card. If your Outdoors Card has expired, you must renew it before you use the telephone application system. The quickest, most convenient ways to renew are:

- With a call to the toll-free, automated Outdoors Card renewal line at 1-800-288-1155, or
- At ontario.ca/outdoorscard.

Once you have successfully completed your Outdoors Card renewal, you may proceed immediately to the telephone application system for the antlerless deer validation tag draw.

For more information on Outdoors Card renewal options, see page 17.

It is recommended that you complete the Antlerless Deer Draw Worksheet for Hunters Applying by Telephone found on page 64 before making your call.

To use the telephone application system, you will need:

- A valid hunting version Outdoors Card number
- A VISA or MasterCard credit card.
- The first and second choice (if you have one) Wildlife Management Units (including any sub-units) to which you would like to apply
- A Touch-Tone™ telephone.

During your call, listen to the recorded instructions carefully. You will be asked to confirm your answers, and will be given the opportunity to change an answer if you make a mistake. Remember that you must respond to the questions asked by using the telephone keypad. Do not speak your answers. The information that you enter electronically during your telephone call (using your telephone keypad) is your direct application to the draw.

When keying in the WMU to which you wish to apply, remember that single-digit WMUs (such as 5, 6, 7, etc.) must be entered with a "0" as the first digit. Enter such WMUs by keying 05, 06, 07, etc. Refer to the table titled Valid Antlerless Deer Wildlife Management Units (2017) on page 64. Remain on the line to get an Authorization Number that confirms you are successfully entered into the antlerless deer draw. **Be sure to record this number at the bottom of your worksheet for future reference.**

Confirm your postal code before hanging up. If your postal code is not correct, call the Outdoors Card Centre during regular business hours (1-800-387-7011) to update your address so your licence (and validation tag if you are successful in the draw) will reach you.

Valid Antlerless Deer Wildlife Management Units (2017)

01C	21B	50	72B*
02	22	53A	73
03	23	53B*	74A
04	24	54	74B
05	25	55A	75
06	26	55B	76*
07A	27	56	77*
07B	28	57	78*
08	29	58	79*
09A	30	59	80*
09B	31	60	81*
10	34	61	82A
11A	35	62	82B
11B	36	63A	83A
12A	37	63B	84
12B	38	64A	85*
13	39	64B	86*
14	40	65	87*
15A	41	66A	88*
15B	42	66B*	89*
16A	43A	67	90*
16B	43B	68A	91*
16C	44	68B	92*
17	45	69A*	93*
18A	46	69B	94*
18B	47	70*	
19	48	71	
21A	49	72A	

* Tags for these WMUs are valid only during the bows-only season.

Antlerless Deer Draw Worksheet for Hunters Applying by Telephone

NOTE: The antlerless deer draw system does not accept controlled deer hunt applications.

Fill in the worksheet before you call, and keep the worksheet in front of you during the call so you can record your Authorization Number. **Before the call** you need to record your Outdoors Card Number, choice(s) of Wildlife Management Unit(s), and credit card number and expiry date.

Call **1-800-288-1155**, between **March 1 and June 30, 2017**. This telephone line operates 24 hours a day, seven days a week until 11:59 p.m. (ET), June 30. **Be sure to apply early.** If you wait for the last day and cannot get through because the lines are busy, you will not be able to enter the antlerless deer draw. **Do not wait until the last day.**

NOTE: If you are having a problem applying by telephone, after your fourth unsuccessful attempt to enter correct information when prompted, you will be given the telephone number of the Outdoors Card Centre. You should call this number as directed during regular business hours for assistance with your draw application. If you do not call this number before the draw deadline, your application will not be entered into the draw.

STEP 1 When the system prompts you, use the keypad of your telephone to choose the Antlerless Deer Draw entry option.

STEP 2 After the prompt, enter the 15 digits of your Outdoors Card.

Your Outdoors Card Number is:

7 0 8 1 5 8

STEP 3 After the prompt, enter your first choice Wildlife Management Unit (WMU). Only the valid WMUs listed on this page will be accepted.

First, enter only the numbers of your WMU. If your WMU has more than one sub-unit, you will be asked to select the sub-unit next.

Your First Choice WMU is:

PLEASE NOTE: You will be asked to confirm your choice of WMU. Listen to your choice carefully before confirming it. **The responsibility for entering the correct WMU rests solely with the applicant. You cannot change your choices after you have confirmed them and entered the draw.**

STEP 4 Repeat step 3 for your second choice WMU.

Your Second Choice WMU is:

STEP 5 Enter your VISA or MasterCard card number:

STEP 6 Enter the four digit expiry date from your credit card.

Expiry Date /
month year

STEP 7 Stay on the line while the system authorizes your credit card number. Record the authorization number for your records.

Your authorization number is:

STEP 8 Stay on the line to confirm your postal code to ensure that you receive your licence (and validation tag if successful in the draw) when it is mailed to you. If your postal code is not correct, call the Outdoors Card Centre as soon as possible during regular business hours (1-800-387-7011) to update your address. A correct address will ensure you receive your licence and game seal.

Keep this worksheet for your records.

Applying by Internet

Through ontario.ca/outdoorscard, you will be able to both purchase a deer licence and apply to the antlerless validation tag draw at one time or in separate transactions.

The deadline for completing applications online is 11:59 p.m. (ET) on June 30, 2017.

To use the website, you will need:

- A valid hunting version Outdoors Card number
- A VISA or MasterCard credit card if purchasing a deer licence.
- The first and second choice (if you have one) Wildlife Management Units (including any sub-units) to which you would like to apply.

You will be asked to confirm your answers, and will be given the opportunity to change an answer if you make a mistake. The information that you enter electronically online is your direct application to the draw. **Be sure to save a copy of your draw application receipt for future reference using the "Print Receipt" button once your draw application has been submitted.**

Applying at a Participating ServiceOntario Centre or Licence Issuer

All draw entries must be done electronically, either by telephone, Internet or at a participating ServiceOntario centre or licence issuer. Hunters are able to purchase their licence AND enter the draw at participating licence issuers. **Be sure to check your draw confirmation receipt prior to leaving the ServiceOntario centre or licence issuer to ensure your choices have been correctly entered.**

For a list of participating ServiceOntario centres and licence issuers, please visit ontario.ca/outdoorscard.

Be sure to submit your application early.

The deadline for applications made at a participating ServiceOntario centre or licence issuer is within regular business hours on June 30, 2017.

To apply to the draw at a participating ServiceOntario centre or licence issuer you will need:

- A valid hunting version Outdoors Card number
- The first and second choice (if you have one) Wildlife Management Units (WMU) (including any sub-units) to which you would like to apply. For a list of valid WMUs please refer to the table titled Valid Antlerless Deer Wildlife Management Units (2017) on page 64.

If you have any questions regarding your application or the application process, more information is available from the Outdoors Card Centre at 1-800-387-7011.

Points to Remember When Applying to the Draw

- Submit only one application in your name.
- Your Outdoors Card must be valid.
- Your application must be received by the deadline.
- Your hunting licence privileges cannot be under suspension.
- **If applying by telephone, you must stay on the line to receive your authorization number and to ensure that you have entered the draw.**
- **If applying by Internet, be sure to print off your receipt indicating your first and second choice (if applicable) WMUs.**
- **If applying at a participating ServiceOntario centre or a licence issuer, be sure to check your draw confirmation receipt prior to leaving the participating ServiceOntario centre or licence issuer to ensure your choices have been correctly entered.**

Whether a hunter applies by telephone, online or at a participating ServiceOntario centre or licence issuer, **the responsibility for entering a valid application rests with the hunter.** If you have any questions regarding your application or the application process, more information is available from the Outdoors Card Centre at 1-800-387-7011.

Draw Results Telephone Line and Website

Draw applicants should call the toll-free Draw Results Line at 1-800-288-1155 or go online at ontario.ca/outdoorscard to determine the results of the antlerless deer draw. The automated line and website are available 24 hours a day, seven days a week from August 8 until December 31. Hunters will need their 15-digit Outdoors Card number to access their draw record.

The Mailing of Licences and Antlerless Deer Seals with Validation Tags

All hunters who purchased a deer licence and/or entered the draw on or before the draw deadline will receive their licence and game seal by mail.

If you have not received your licence and game seal within a week of the hunt, visit a participating ServiceOntario centre. You can get a duplicate licence and/or seal with/without validation tag through the participating ServiceOntario centre only after signing a declaration and verifying your address information. There may be a charge for this service. After the season starts, duplicate tags will be issued only at the discretion of the ministry.

If you have moved recently and have not informed the ministry of your new address, you may not receive your licence/validation tag when it is mailed after the draw. Please call the Outdoors Card Centre at 1-800-387-7011 to update your address information.

2017 Deer Seasons

Rifles, Shotguns, Bows and Muzzle-loading guns

Rifles, Shotguns, Bows and Muzzle-loading guns are permitted during many of these seasons; check the conditions under which you may hunt. Those seasons located in southern Ontario that include Sundays are subject to the Sunday gun hunting restrictions (see page 26).

WMU(s)	Resident – Open Season	Non-resident – Open Season	Conditions (Restrictions Only)
1C, 16A, 16B, 16C, 17	Sept. 16 to Dec. 15	No season	
2, 3, 4, 11B, 13, 14, 15A, 15B, 18A, 18B, 19, 21A,	Oct. 7 to Dec. 15	No season	
5	Sept. 30 to Oct. 6	No season	Bows, muzzle-loading guns only; no dogs
5	Oct. 7 to Dec. 15	No season	No dogs
6, 7B+, 9A, 9B+, 11A+	Sept. 30 to Oct. 6	Sept. 30 to Oct. 6	Bows and muzzle-loading guns only; no dogs +Non-Resident Guide Requirement in the Territorial District of Rainy River
6, 7B+, 9A, 9B+, 11A+, 12A, 12B+	Oct. 7 to Dec. 15	Oct. 7 to Nov. 15	+Non-Resident Guide Requirement in the Territorial District of Rainy River
7A	Oct. 7 to Dec. 15	Oct. 7 to Nov. 15	Bows and muzzle-loading guns only
8	Oct. 14 to Oct. 27	Oct. 14 to Oct. 27	Bows and muzzle-loading guns only; no dogs
8	Oct. 28 to Dec. 15	Oct. 28 to Dec. 15	No dogs
10	Oct. 28 to Dec. 15	Oct. 28 to Nov. 15	Non-Resident Guide Requirement; no dogs
18B	Sept. 16 to Oct. 6	No season	Bows and muzzle-loading guns only
21B	Oct. 7 to Dec. 15	Oct. 9 to Nov. 15	
22, 23, 24, 27, 30, 34*	Oct. 7 to Nov. 15	Oct. 9 to Nov. 15	* Excluding parts of WMU 34 that lie within the boundaries of Lake Superior Provincial Park
25	Sept. 16 to Dec. 15	Sept. 18 to Nov. 15	
26	Sept. 16 to Oct. 31	Sept. 18 to Oct. 31	
28, 29, 31, 35, 36, 37, 38, 39, 40, 41, 42	Nov. 6 to Nov. 18	Nov. 6 to Nov. 18	
43A, 43B	Nov. 20 to Nov. 26	Nov. 20 to Nov. 26	Landowner's written permission required; no dogs. Burpee Twp. is in WMU 43B
44	Nov. 6 to Nov. 18	Nov. 6 to Nov. 18	Landowner's written permission required; no dogs
45	Nov. 11 to Nov. 17	Nov. 11 to Nov. 17	No dogs
46, 47, 48, 49, 50, 53A, 54, 55A, 55B, 56, 57, 58, 59, 60, 61, 62, 63A, 63B, 64A, 66A, 67, 68A, 74B	Nov. 6 to Nov. 19	Nov. 6 to Nov. 19	
59	Dec. 4 to Dec. 10	Dec. 4 to Dec. 10	Bows and muzzle-loading guns only
65, 71, 72A, 73, 75	Nov. 6 to Nov. 19	Nov. 6 to Nov. 19	Bows, shotguns and muzzle-loading guns only; no dogs
37, 60, 61, 62, 63A, 63B, 64A, 64B, 65, 66A, 67, 68A, 68B, 69B, 71, 72A, 73, 74A, 74B, 75	Dec. 4 to Dec. 10	Dec. 4 to Dec. 10	Bows and muzzle-loading guns only; no dogs
43A, 43B	Dec. 4 to Dec. 10	Dec. 4 to Dec. 10	Landowner's written permission required; bows and muzzle-loading guns only; no dogs
64B, 68B, 69B, 74A	Nov. 6 to Nov. 19	Nov. 6 to Nov. 19	Bows, shotguns and muzzle-loading guns only
82A, 82B, 83A, 84	Nov. 6 to Nov. 11	Nov. 6 to Nov. 11	No dogs
82A, 82B, 83A, 84	Dec. 4 to Dec. 9	Dec. 4 to Dec. 9	Bows and muzzle-loading guns only; no dogs
82B	Nov. 20 to Nov. 25	Nov. 20 to Nov. 25	Bows and muzzle-loading guns only; no dogs

Bow Hunting Seasons

Bow hunters wishing to hunt antlerless deer in a WMU with a bows-only season (refer to the 2017 Bows-Only Seasons - Deer table) must be successful in receiving an antlerless deer tag for that WMU through the draw, or be party hunting with another hunter that possesses a valid antlerless tag for that WMU (see party hunting rules on page 25).

Do not apply for an antlerless deer validation tag in a WMU with a controlled hunt unless you plan to hunt with a bow during the bows-only season. You must apply to the controlled hunt draw if you wish to hunt with a permitted firearm other than a bow during the controlled season.

2017 Bows-Only Seasons – Deer (No Dogs)

WMU(s)	Resident – Open Season	Non-resident– Open Season	WMU(s)	Resident – Open Season	Non-resident– Open Season
2, 3, 4, 11B, 13, 14, 15A, 15B, 19, 21A	Sept. 1 to Oct. 6	No season	65	Oct. 1 to Oct. 4 Oct. 15 to Nov. 5 Nov. 20 to Dec. 3 Dec. 11 to Dec. 31	Oct. 1 to Oct. 4 Oct. 15 to Nov. 5 Nov. 20 to Dec. 3 Dec. 11 to Dec. 31
5	Sept. 1 to Sept. 29	No season			
6, 7B*, 9A, 9B*, 11A*	Sept. 1 to Sept. 29	Sept. 16 to Sept. 29	66B	Nov. 13 to Nov. 18	Nov. 13 to Nov. 18
8	Sept. 1 to Oct. 13	Sept. 30 to Oct. 13	69A1, 69A3, 72B	Oct. 1 to Dec. 31	Oct. 1 to Dec. 31
10*	Oct. 1 to Oct. 27	Oct. 1 to Oct. 27	69A2, 70	Oct. 1 to Dec. 3 Dec. 11 to Dec. 31	Oct. 1 to Dec. 3 Dec. 11 to Dec. 31
12A, 12B*	Sept. 1 to Oct. 6	Sept. 16 to Oct. 6			
18A	Sept. 16 to Oct. 6	No season	76A, 76B, 76C, 76D, 76E, 77A, 77B, 77C, 78A, 78B, 81A, 81B	Oct. 1 to Nov. 5 Nov. 11 to Dec. 3 Dec. 9 to Dec. 31	No season
21B	Sept. 1 to Oct. 6	Sept. 1 to Oct. 6			
22, 23, 24, 27, 30	Sept. 1 to Oct. 6 Nov. 16 to Nov. 30	Sept. 1 to Oct. 6 Nov. 16 to Nov. 30	78C, 78D, 78E, 87A, 88, 94A	Oct. 1. to Dec. 31	No season
28, 29, 31, 35, 38, 39, 40, 41	Oct. 1 to Nov. 5 Nov. 19 to Nov. 30	Oct. 1 to Nov. 5 Nov. 19 to Nov. 30	79C, 79D	Oct. 1 to Nov. 5 Nov. 11 to Dec. 31	No season
34**	Nov. 16 to Nov. 30	Nov. 16 to Nov. 30			
36, 42	Oct. 1 to Nov. 5 Nov. 19 to Dec. 15	Oct. 1 to Nov. 5 Nov. 19 to Dec. 15	80, 85A, 85B, 85C, 87B, 87C, 87D, 87E, 89A, 89B, 90A, 90B, 93A, 93B	Oct. 1 to Nov. 5 Nov. 13 to Dec. 3 Dec. 11 to Dec. 31	No season
37	Oct. 1 to Nov. 5 Nov. 19 to Dec. 3 Dec. 11 to Dec. 15	Oct. 1 to Nov. 5 Nov. 19 to Dec. 3 Dec. 11 to Dec. 15	82A, 83A, 84	Oct. 1 to Nov. 5 Nov. 12 to Dec. 3 Dec. 10 to Dec. 31	Oct. 1 to Nov. 5 Nov. 12 to Dec. 3 Dec. 10 to Dec. 31
43A***, 43B***	Oct. 1 to Nov. 19	Oct. 1 to Nov. 19			
44***	Oct. 1 to Nov. 5	Oct. 1 to Nov. 5	82B	Oct. 1 to Nov. 5 Nov. 12 to Nov. 19 Nov. 26 to Dec. 3 Dec. 10 to Dec. 31	Oct. 1 to Nov. 5 Nov. 12 to Nov. 19 Nov. 26 to Dec. 3 Dec. 10 to Dec. 31
45	Oct. 1 to Nov. 3 Nov. 20 to Dec. 15	Oct. 1 to Nov. 3 Nov. 20 to Dec. 15			
46, 47, 48, 49, 50, 53A, 57, 58	Oct. 1 to Nov. 5 Nov. 20 to Dec. 15	Oct. 1 to Nov. 5 Nov. 20 to Dec. 15	86A, 86B	Oct. 1 to Dec. 3 Dec. 11 to Dec. 31	No season
53B	Oct. 1 to Nov. 5 Nov. 11 to Dec. 15	Oct. 1 to Nov. 5 Nov. 11 to Dec. 15	91A, 91B, 92A, 92B, 92C, 92D	Oct. 1 to Nov. 5 Nov. 13 to Nov. 19 Nov. 27 to Dec. 3 Dec. 11 to Dec. 31	No season
54****, 55A, 55B, 56	Oct. 1 to Nov. 5 Nov. 20 to Dec. 15	Oct. 1 to Nov. 5 Nov. 20 to Dec. 15			
59, 63B, 64A, 64B, 66A, 67, 68A, 68B, 69B, 71, 72A, 73, 74A, 74B, 75	Oct. 1 to Nov. 5 Nov. 20 to Dec. 3 Dec. 11 to Dec. 31	Oct. 1 to Nov. 5 Nov. 20 to Dec. 3 Dec. 11 to Dec. 31	93C	Contact the Aylmer District Office	No season
			94B	Oct. 1 to Nov. 5 Nov. 13 to Dec. 31	No season
60, 61, 62, 63A	Oct. 1 to Nov. 5 Nov. 20 to Dec. 3 Dec. 11 to Dec. 15	Oct. 1 to Nov. 5 Nov. 20 to Dec. 3 Dec. 11 to Dec. 15			

* Non-Resident Guide Requirement in 9B, 10, 11A and parts of 7B and 12B in the Territorial District of Rainy River (page 60)

** Excluding parts of WMU 34 which lie within the boundaries of Lake Superior Provincial Park

*** Landowner's written permission required in 43A, 43B and 44

**** Excluding parts of WMU 54 which lie within the boundaries of Algonquin Provincial Park

2016 Antlerless Deer Validation Tag Draw Results

For Regular Season Tags

WMU	QUOTA	APPLICATIONS		ALLOCATIONS		% CHANCE ON FIRST CHOICE	WMU	QUOTA	APPLICATIONS		ALLOCATIONS		% CHANCE ON FIRST CHOICE
		1ST	2ND	1ST	2ND				1ST	2ND	1ST	2ND	
01C	20	2	0	2	0	100%	55A	500	909	685	500	0	55%
02	60	6	18	6	1	100%	55B	650	1,755	1,233	650	0	37%
03	200	75	71	75	2	100%	56	1,025	2,477	1,522	1,025	0	41%
04	100	25	38	25	4	100%	57	2,000	3,218	1,989	2,000	0	62%
05	400	222	301	222	5	100%	58	1,160	3,834	2,412	1,160	0	30%
06	50	45	177	45	1	100%	59	1,665	2,625	1,919	1,665	0	63%
07A	50	12	28	12	3	100%	60	4,000	6,480	3,492	4,000	0	62%
07B	1,000	868	582	868	13	100%	61	1,570	3,919	2,490	1,570	0	40%
08	800	656	385	656	11	100%	62	600	2,699	1,731	600	0	22%
09A	300	81	151	81	2	100%	63A	1,500	4,274	2,273	1,500	0	35%
09B	400	377	396	377	5	100%	63B	500	1,166	1,174	500	0	43%
10	1,500	1,370	784	1,370	6	100%	64A	1,400	2,118	1,404	1,400	0	66%
11A	250	210	121	210	2	100%	64B	215	639	782	215	0	34%
11B	75	27	82	27	1	100%	65	2,600	4,235	2,220	2,600	0	61%
12A	25	9	38	9	2	100%	66A	600	1,468	915	600	0	41%
12B	250	130	269	130	8	100%	67	800	3,391	2,168	800	0	24%
13	2,500	2,302	1,433	2,302	26	100%	68A	250	891	717	250	0	28%
14	150	4	17	4	1	100%	68B	500	1,526	1,037	500	0	33%
15A	150	16	23	16	1	100%	69B	350	136	338	136	194	100%
15B	200	60	179	60	10	100%	71	600	768	757	600	0	78%
16A	20	0	6	0	2	100%	72A	600	897	646	600	0	67%
16B	20	2	5	2	3	100%	73	1,600	1,971	1,568	1,600	0	81%
16C	20	1	1	1	0	100%	74A	350	383	538	350	0	91%
17	20	4	2	4	1	100%	74B	450	620	634	450	0	73%
18A	20	8	4	8	0	100%	75	900	1,085	825	900	0	83%
18B	20	0	6	0	2	100%	82A	6,300	6,251	2,589	6,251	49	100%
19	40	3	7	3	1	100%	82B	800	781	764	781	19	100%
21A	200	64	100	64	13	100%	83A	150	661	383	150	0	23%
21B	50	7	20	7	7	100%	84	3,200	3,121	1,463	3,129	79	100%
22	50	0	2	0	0	100%							
23	50	1	1	1	0	100%	2016 Antlerless Deer Validation Tag Draw Results For Bows-Only Tags						
24	50	4	6	4	1	100%							
25	50	1	0	1	0	100%							
26	50	0	6	0	1	100%							
27	50	5	2	5	1	100%							
28	100	75	115	75	25	100%							
29	50	5	18	5	6	100%	WMU	QUOTA	APPLICATIONS	APPLICATIONS	ALLOCATIONS	ALLOCATIONS	% CHANCE
30	50	3	6	3	2	100%			1ST	2ND	1ST	2ND	ON FIRST CHOICE
31	50	1	9	1	2	100%	53B	45	45	111	45	0	100%
34	30	5	9	5	5	100%	66B	30	9	42	9	21	100%
35	50	23	124	23	27	100%	69A	600	455	636	455	145	100%
36	450	1,203	941	450	0	37%	70	200	259	319	200	0	77%
37	425	1,121	915	425	0	38%	72B	50	37	84	37	13	100%
38	75	27	231	27	48	100%	76	500	1,037	688	500	0	48%
39	150	790	807	150	0	19%	77	780	843	556	780	0	93%
40	75	15	63	15	25	100%	78	1,049	1,049	758	1,049	0	100%
41	400	1,161	1,013	400	0	34%	79	400	264	213	264	60	100%
42	800	2,484	1,893	800	0	32%	80	1,500	1,354	799	1,354	129	100%
43A	400	880	483	400	0	45%	81	500	669	396	500	0	75%
43B	4,500	5,807	2,559	4,500	0	77%	85	1,200	900	492	900	35	100%
44	25	98	47	25	0	26%	86	500	421	259	421	31	100%
45	400	1,133	590	400	0	35%	87	1,500	1,180	626	1,180	85	100%
46	450	1,893	986	450	0	24%	88	600	236	320	236	36	100%
47	4,000	6,385	3,241	4,000	0	63%	89	1,750	1,679	779	1,679	71	100%
48	1,200	1,848	1,640	1,200	0	65%	90	1,600	1,580	850	1,580	20	100%
49	1,100	4,138	2,347	1,100	0	27%	91	1,000	855	510	855	69	100%
50	380	1,489	1,001	380	0	26%	92	2,300	2,381	1,024	2,300	0	97%
53A	500	2,045	1,189	500	0	24%	93	1,025	1,077	629	1,025	0	95%
54	500	1,138	757	500	0	44%	94	1,500	1,428	889	1,428	72	100%

Controlled Deer Hunts

Applying to the Draw for a Controlled Deer Hunt Validation Tag

Any resident of Ontario who has a valid hunting version Outdoors Card may apply to the draw for a controlled deer hunt validation tag. Tags are randomly assigned by computer. Each hunter who receives a tag in the draw is permitted to hunt a deer in the WMU specified on the tag during the period indicated. If successful in the draw, validation tags are valid for an antlerless or antlered deer, unless otherwise specified (see page 70). **Hunters who are not successful in the draw for a controlled deer hunt validation tag may not participate in the controlled deer hunt.**

NOTE: Hunter Apprentices may participate in a controlled hunt if hunting with a mentor who has a controlled deer hunt validation tag (see page 22 for additional information).

Hunters who are applying to the controlled deer hunt draw do not have to purchase a deer licence tag prior to applying to the draw.

Hunters who receive a validation tag in the draw MUST purchase a deer licence tag before they can hunt in the controlled hunt.

There are three ways to enter the draw for a controlled deer hunt validation tag:

- By calling the toll-free automated telephone application system at 1-800-288-1155 **OR**
- By going online to ontario.ca/outdoorscard **OR**
- By going to participating ServiceOntario centres or licence issuers.

NOTE: If you apply to the regular controlled deer hunt you may not also apply to the farmer/landowner controlled deer hunt. If you choose to apply for a controlled deer hunt validation tag as a farmer/landowner, you must apply with a paper application to ServiceOntario (visit ontario.ca/outdoorscard for a list of participating locations).

Your chance of being drawn for a controlled deer hunt validation tag is the same whether you apply by telephone, online or at a participating ServiceOntario centre or licence issuer. All three application methods are free of charge. **Choose one method only - only those who apply by the deadline will be entered.**

Draw applicants who wish to hunt in a party should apply as a group (using the Group Reference Number provided by the Group Leader) rather than as individuals. The benefit of this is that if your group application is selected in the computerized draw, **every hunter** listed on your application will receive a controlled deer hunt validation tag. The applicant who hunts in a party but applies as an individual risks being the only hunter in the party who is successful, or unsuccessful, in the draw. The maximum number of hunters who can apply as one group is four. **Once a group application has been submitted, changes to group members will not be allowed.**

Whether a hunter applies by telephone, online or at a participating ServiceOntario centre or licence issuer, **the responsibility for entering a valid application rests with that hunter.** If you have any questions regarding your application or

the application process, more information is available from the Outdoors Card Centre at 1-800-387-7011. For a list of WMUs that offer controlled deer hunts, see page 73.

The deadline for completing applications by telephone and online is 11:59 p.m. (ET) on August 31, 2017.

The deadline for completing applications at a participating ServiceOntario centre or licence issuer is within regular business hours on August 31, 2017.

Before You Apply – Advance Preparation

You will need a valid hunting version Outdoors Card to apply to the controlled deer hunt draw.

If your Outdoors Card has expired, the quickest, most convenient ways to renew are:

- With a call to the toll-free, automated Outdoors Card renewal line at 1-800-288-1155, or
- At ontario.ca/outdoorscard.

Once you have successfully completed your Outdoors Card renewal by either method, you may proceed immediately to the telephone application system or online for the controlled deer hunt draw or submit an electronic application at a participating ServiceOntario centre or licence issuer. For more information on renewal options, see page 17.

If your Outdoors Card is valid but you have moved since you received it, contact the Outdoors Card Centre at 1-800-387-7011 and provide your current address. This will ensure that you receive your tag at your new address if you are successful in the draw. See the 2016 Controlled Deer Hunt Validation Tag Draw Results table on page 74 for a general indication of the chances of receiving a controlled deer hunt validation tag in 2017.

Selecting a WMU that offers a large number of tags and has relatively few applicants will increase a hunter's chance of getting a validation tag in the draw.

Applying by Telephone

For your convenience, you may apply for a controlled deer hunt validation tag with a toll-free call to **1-800-288-1155** between **August 1, 2017 and 11:59 p.m. (ET) on August 31, 2017.** This line is available 24 hours a day, seven days a week.

There is no fee to apply.

To use the telephone application system, you will need:

- A Touch-Tone™ telephone
- A valid hunting version Outdoors Card
- The 2017 Hunt Code representing the first and (optional) second choice Wildlife Management Units and seasons to which you would like to apply (see page 70)
- If applying as part of a group, to decide with your group if you are the Group Leader or a Group Member. If you call in as the Group Leader, you will be given a Group Reference Number to identify your group. If you are a Group Member, you will be asked for the Group Reference Number provided to the Group Leader so your group can be identified.

When using the telephone application system, it is important to remember that you must respond to the questions asked by using the keypad of your phone. **Do not speak your answers.**

What Type of Applicant Are You?

To use the telephone application system, hunters must decide – prior to calling – which type of applicant they are. If your group is using the telephone application system, every member of the group must apply to the draw by telephone.

What type of applicant are you?

- Group Leader
- Group Member
- Individual

Hunters applying as part of a group will have to decide who the Group Leader is and who the Group Members are, prior to submitting their application. The maximum number of hunters that can apply as one group is four, comprised of three Group Members plus the Group Leader. **Once a group application has been submitted, changes to group members will not be allowed.**

Group Leader – The Group Leader must be the first member of the group to apply. The Group Leader is the only member of the group who enters the Hunt Code representing the group's choice of WMU and season. (Refer to the table titled Hunt Codes for the 2017 Controlled Deer Hunt Draw on this page.) The Group Leader is then provided with a Group Reference Number to identify the group and its choice(s). The Group Leader must give the Group Reference Number to the Group Members so they may add their names to the group's application.

Group Members – Each Group Member must obtain the Group Reference Number from the Group Leader before submitting their application. Each Group Member will be asked for the Group Reference Number so the group can be identified and linked together in the draw.

Individuals – Individuals must enter the Hunt Code representing their choice(s) of Wildlife Management Unit and season.

Each Group Member and Individual applicant will be given an Authorization Number. The authorization number confirms that the hunter has been successfully entered into the draw.

The deadline for completing applications by telephone is 11:59 p.m. (ET) on August 31, 2017.

Mandatory Reporting of Controlled Deer Hunt Activities

Hunters who receive a validation tag for the controlled deer hunt, either through the controlled hunt draw or as a farmer/landowner, must report on their hunting activities. The questionnaire will be mailed directly to these hunters, and can be responded to by filling it out online, or by return mailing the completed questionnaire.

Hunt Codes for the 2017 Controlled Deer Hunt Draw

WMU	Season Dates for 2017	Hunt Code	Conditions	
			B=Bow R=Rifles	SG=Shotguns ML=Muzzle-loading guns
53B	Nov. 6 to Nov. 10	300	SG, ML only	
69A2**	Dec. 4 to Dec. 10	301	SG, ML only	
70	Dec. 4 to Dec. 10	302	SG, ML only	
76A*	Nov. 6 to Nov. 10	303	R, SG, ML	
	Dec. 4 to Dec. 8	304	R, SG, ML	
76B*	Nov. 6 to Nov. 10	305	SG, ML only	
	Dec. 4 to Dec. 8	306	SG, ML only	
76C*	Nov. 6 to Nov. 10	307	SG, ML only	
	Dec. 4 to Dec. 8	308	SG, ML only	
76D*	Nov. 6 to Nov. 10	309	SG, ML only	
	Dec. 4 to Dec. 8	310	SG, ML only	
76E*	Nov. 6 to Nov. 10	311	ML only	
	Dec. 4 to Dec. 8	312	ML only	
77B	Nov. 6 to Nov. 10	313	SG, ML only	
	Dec. 4 to Dec. 8	314	SG, ML only	
77C*	Nov. 6 to Nov. 10	315	SG, ML only	
	Dec. 4 to Dec. 8	316	SG, ML only	
78A	Nov. 6 to Nov. 10	317	SG, ML only	
	Dec. 4 to Dec. 8	318	SG, ML only	
78B	Nov. 6 to Nov. 10	319	SG, ML only	
	Dec. 4 to Dec. 8	320	SG, ML only	
79C	Nov. 6 to Nov. 10	321	SG, ML only	
79D	Nov. 6 to Nov. 10	322	SG, ML only	
80	Nov. 6 to Nov. 12	323	SG, ML only	
	Dec. 4 to Dec. 10	324	B, ML only	
81A	Nov. 6 to Nov. 10	325	SG, ML only	
	Dec. 4 to Dec. 8	326	SG, ML only	
81B	Nov. 6 to Nov. 10	327	SG, ML only	
	Dec. 4 to Dec. 8	328	SG, ML only	
85A	Nov. 6 to Nov. 12	329	SG, ML only	
	Dec. 4 to Dec. 10	330	SG, ML only	
85B	Nov. 6 to Nov. 12	331	SG, ML only	
	Dec. 4 to Dec. 10	332	SG, ML only	
85C	Nov. 6 to Nov. 12	333	SG, ML only	
	Dec. 4 to Dec. 10	334	SG, ML only	
86A	Dec. 4 to Dec. 10	335	SG, ML only	
86B	Dec. 4 to Dec. 10	336	SG, ML only	
87B	Nov. 6 to Nov. 12	337	SG, ML only	
	Dec. 4 to Dec. 10	338	SG, ML only	
87C	Nov. 6 to Nov. 12	339	SG, ML only	
	Dec. 4 to Dec. 10	340	SG, ML only	
87D	Nov. 6 to Nov. 12	341	SG, ML only	
	Dec. 4 to Dec. 10	342	SG, ML only	
87E	Nov. 6 to Nov. 12	343	SG, ML only	
	Dec. 4 to Dec. 10	344	SG, ML only	
89A	Nov. 6 to Nov. 12	345	SG, ML only	
	Dec. 4 to Dec. 10	346	SG, ML only	
89B	Nov. 6 to Nov. 12	347	SG, ML only	
	Dec. 4 to Dec. 10	348	SG, ML only	
90A	Nov. 6 to Nov. 12	349	SG, ML only	
	Dec. 4 to Dec. 10	350	SG, ML only	
90B	Nov. 6 to Nov. 12	351	SG, ML only	
	Dec. 4 to Dec. 10	352	SG, ML only	
91A	Nov. 6 to Nov. 12	353	SG, ML only	
	Nov. 20 to Nov. 26	354	ML only	
	Dec. 4 to Dec. 10	355	SG, ML only	
91B	Nov. 6 to Nov. 12	356	SG, ML only	
	Nov. 20 to Nov. 26	357	ML only	
	Dec. 4 to Dec. 10	358	SG, ML only	
92A	Nov. 6 to Nov. 12	359	ML only	
	Nov. 20 to Nov. 26	360	ML only	
	Dec. 4 to Dec. 10	361	ML only	
92B	Nov. 6 to Nov. 12	362	ML only	
	Nov. 20 to Nov. 26	363	ML only	
	Dec. 4 to Dec. 10	364	ML only	
92C	Nov. 6 to Nov. 12	365	ML only	
	Nov. 20 to Nov. 26	366	ML only	
	Dec. 4 to Dec. 10	367	ML only	
92D	Nov. 6 to Nov. 12	368	ML only	
	Nov. 20 to Nov. 26	369	ML only	
	Dec. 4 to Dec. 10	370	ML only	
93A	Nov. 6 to Nov. 12	371	SG, ML only	
	Dec. 4 to Dec. 10	372	SG, ML only	
93B	Nov. 6 to Nov. 12	373	SG, ML only	
	Dec. 4 to Dec. 10	374	SG, ML only	
94B	Nov. 6 to Nov. 12	375	SG, ML only	

* Some Controlled Hunt Validation Tags in units marked with an asterisk (*) are valid for ANTLERED DEER ONLY.

** WMU 69A2 will be referred to as 69A during the telephone draw entry call.

GROUP LEADER INSTRUCTIONS AND WORKSHEET

The instructions and worksheet provided below will help you with the telephone application process. **Fill in the worksheet spaces before you call**, and keep this worksheet in front of you during the call so you can record your Group Reference Number. **Before you call** you need to record your Outdoors Card Number and choice(s) of Hunt Code. The table titled "Hunt Codes for the 2017 Controlled Deer Hunt Draw Telephone Application System" is found on page 70.

STEP 1 Contact the members of your group (maximum group size is three plus the leader) to ensure they know you are the Group Leader.

STEP 2 Call **1-800-288-1155** between August 1 and August 31, 2017. This telephone line operates 24 hours a day, seven days a week until 11:59 p.m. (ET), August 31. (We recommend that you call early in the application period. Do not wait until the last day.) When the system prompts you, choose the Controlled Deer Draw option.

STEP 3 When the system prompts you, choose the option to apply as part of a group, and at the next prompt, choose the Group Leader option.

STEP 4 After the prompt, enter your 15-digit (hunting version) Outdoors Card Number. Your Outdoors Card Number is:

708158

STEP 5 After the prompt, enter your first choice Hunt Code, and your second choice Hunt Code (if you have one).

PLEASE NOTE: The responsibility for correctly entering the Hunt Code(s) rests solely with the applicant. Listen to your choice(s) carefully before confirming. You will be given the opportunity during the call to change your selection(s) if you have made a mistake.

	WMU	Season	Hunt Code
First Choice			
Second Choice			

STEP 6 Stay on the line while the system provides you with a seven digit Group Reference Number. Record this number in the space below.

Group Reference Number:

STEP 7 Stay on the line to confirm your postal code to ensure that you receive your Controlled Deer Hunt Validation Tag if you are successful in the draw. If your postal code is not correct, call the Outdoors Card Centre as soon as possible during regular business hours (1-800-387-7011) to update your address.

STEP 8 As the last step for the Group Leader, contact your Group Members and give them your seven-digit Group Reference Number so that they may call in and add their names to the group's application.

Keep this worksheet for your files.

GROUP MEMBER INSTRUCTIONS AND WORKSHEET

To use this worksheet, ensure you are a Group Member and not a Group Leader or an Individual Applicant. If you are the first member of your group to apply to the draw by telephone, you are considered the Group Leader and should refer to those instructions before calling.

The instructions and worksheet provided below will assist you with the telephone application process. **Fill in the worksheet spaces before you call**, and keep the worksheet in front of you during the call so you can record your Confirmation Number. Your Confirmation Number is your assurance that you have been entered in the draw. **Before the call** you need to record your Group Reference Number (provided by your Group Leader) and your Outdoors Card Number.

STEP 1 Call **1-800-288-1155** between August 1 and August 31, 2017. This telephone line operates 24 hours a day, seven days a week until 11:59 p.m. (ET), August 31. (We recommend that you call early in the application period. Do not wait until the last day.) When the system prompts you, choose the Controlled Deer Draw option.

STEP 2 When the system prompts you, choose the option to apply as part of a group, and at the next prompt, choose the Group Member option.

STEP 3 After the prompt enter the seven-digit Group Reference Number provided by your Group Leader.

Group Reference Number:

Step 4 After the prompt, enter your 15-digit (hunting version) Outdoors Card Number. Your Outdoors Card Number is:

708158

Step 5 A recording will tell you your group's Hunt Code, WMU and season choice(s) as selected by your Group Leader.

Step 6 Stay on the line while the system provides you with your Confirmation Number. **Your Confirmation Number is your assurance that you have entered the draw.** Record your Confirmation Number in the space below.

Confirmation Number:

Step 7 Stay on the line to confirm your postal code to ensure that you receive your Controlled Deer Hunt Validation Tag if you are successful in the draw. If your postal code is not correct, call the Outdoors Card Centre as soon as possible during regular business hours (1-800-387-7011) to update your address.

At the end of the call you will be told the number of people who have applied to your group (including yourself).

Keep this worksheet for your files.

INDIVIDUAL APPLICANT INSTRUCTIONS AND WORKSHEET

The instructions and worksheet provided below will help you with the telephone application process. **Fill in the worksheet spaces before you call**, and keep this worksheet in front of you during the call so you can record your Confirmation Number. Your Confirmation Number is your assurance that you have been entered in the draw. **Before you call** you need to record your Outdoors Card Number and choice(s) of Hunt Code. The table titled "Hunt Codes for the 2017 Controlled Deer Hunt Draw Telephone Application System" is found on page 70.

STEP 1 Call **1-800-288-1155** between August 1 and August 31, 2017. This telephone line operates 24 hours a day, seven days a week until 11:59 p.m. (ET), August 31. (We recommend that you call early in the application period. Do not wait until the last day.) When the system prompts you, choose the Controlled Deer Draw option.

Step 2 When the system prompts you, choose the option to apply as an Individual.

Step 3 After the prompt, enter your 15-digit (hunting version) Outdoors Card Number. Your Outdoors Card Number is:

708158

Step 4 After the prompt, enter your first choice Hunt Code, and your second choice Hunt Code (if you have one).

PLEASE NOTE: The responsibility for correctly entering the Hunt Code(s) rests solely with the applicant. Listen to your choice(s) carefully before confirming. You will be given the opportunity during the call to change your selection(s) if you have made a mistake.

	WMU	Season	Hunt Code
First Choice			
Second Choice			

Step 5 Stay on the line while the system provides you with your Confirmation Number. **Your Confirmation Number is your assurance that you have entered the draw.** Record your Confirmation Number in the space below.

Confirmation Number:

Step 6 Stay on the line to confirm your postal code to ensure that you receive your Controlled Deer Hunt Validation Tag if you are successful in the draw. If your postal code is not correct, call the Outdoors Card Centre as soon as possible during regular business hours (1-800-387-7011) to update your address.

Keep this worksheet for your files.

Applying by Internet

Through ontario.ca/outdoorscard, you will be able to apply to the controlled deer hunt draw.

The deadline for completing applications by telephone and online is 11:59 p.m. (ET) on August 31, 2017.

To use the website, you will need:

- A valid hunting version Outdoors Card number;
- The first and second choice (if you have one) hunt codes for the WMU and season to which you would like to apply;
- If applying as a Group Member, your Group Reference Number provided by your Group Leader.

You will be asked to confirm your answers, and will be given the opportunity to change an answer if you make a mistake. The information that you enter electronically online is your direct application to the draw. **Be sure to save a copy of your draw application receipt for future reference using the "Print Receipt" button once your draw application has been submitted.**

Applying at a Participating ServiceOntario Centre or Licence Issuer

All draw entries must be done electronically, either by telephone, Internet or at a participating ServiceOntario centre or licence issuer. Hunters are able to purchase their licence AND enter the draw at participating licence issuers. **Be sure to check your draw confirmation receipt prior to leaving the participating ServiceOntario centre or licence issuer to ensure your choices have been correctly entered.** For a list of participating ServiceOntario centres and licence issuers, please visit ontario.ca/outdoorscard.

The maximum number of hunters permitted in a controlled hunt group is four. **Once a group application has been submitted, changes to group members will not be allowed.** Individuals have the same chance to receive a tag as group applicants.

Be sure to submit your application early.

The deadline for applications made at a participating ServiceOntario centre or licence issuer is within regular business hours on August 31, 2017.

Points to Remember When Applying to the Draw

- Your Outdoors Card must be valid.
- Your application must be received by the deadline.
- Your hunting licence privileges cannot be under suspension.
- **If applying by telephone, you must stay on the line to receive your confirmation number and to ensure that you have entered the draw.**
- **If applying by Internet, be sure to print off your receipt indicating your first and second choice (if applicable) WMUs.**
- **If applying at a participating ServiceOntario centre or a licence issuer, be sure to check your draw confirmation receipt prior to leaving the participating ServiceOntario centre or licence issuer to ensure your choices have been correctly entered.**

The responsibility for entering a complete and correct application rests with the hunter. If you have any questions regarding your application or the application process, more information is available from the Outdoors Card Centre at 1-800-387-7011. For a list of WMUs that offer controlled deer hunts, see page 73.

Draw Results Telephone Line and Website

Draw applicants should call the toll-free Draw Results Line at 1-800-288-1155 or go online at ontario.ca/outdoorscard to determine the results of the Controlled Deer Hunt Validation Tag Draw. The automated line and website are available 24 hours a day, seven days a week from October 10 until December 31. Hunters will need their 15-digit Outdoors Card number to access their draw record.

Mailing of Validation Tags

Only successful draw applicants will be notified by mail. If you have checked your draw results by calling the Draw Results Telephone Line or online at ontario.ca/outdoorscard and you were successful in the draw, but have not received your validation tag, contact the Outdoors Card Centre at 1-800-387-7011. You can get a duplicate validation tag for a fee through a participating ServiceOntario centre only after signing a declaration and verifying your address information.

Farmer and Landowner Deadline for a Controlled Hunt Validation Tag

Farmers and landowners may submit one (1) application for a controlled deer hunt validation tag if:

- They own a parcel of 20 hectares (50 acres) or more of land in a Wildlife Management Unit (WMU) that is offering a controlled hunt **OR**
- Their occupation is farming and they have an Ontario Ministry of Agriculture, Food and Rural Affairs Farm Business Registration Number (or letter of exemption from the Farm Organization Accreditation Tribunal) in a WMU that is offering a controlled hunt **OR**
- They are the owner or the sole designated representative (president, vice-president, treasurer or secretary) of a company which owns a parcel of land of 20 hectares (50 acres) or more in the WMU that is offering a controlled deer hunt.

Farmers and landowners meeting one of these criteria will be issued a validation tag if:

- They hold a valid hunting version Ontario Outdoors Card **AND**
- **They bring their completed applications to a participating ServiceOntario centre to have their validation tag printed.**

REMINDER: Ministry of Natural Resources and Forestry District Offices no longer accept and process Farmer and Landowner Controlled Deer Hunt Applications. **Do not fax, mail or drop off at a ministry office. These applications must be hand-delivered to a participating ServiceOntario centre.**

An immediate relative of the farmer or landowner meeting the above criteria also qualifies to receive a controlled deer hunt validation tag. An application signed by the **landowner** must be submitted to the participating ServiceOntario centre. **An immediate relative is a person's grandparent, parent, spouse, child, sibling or grandchild.**

2017 Deer Hunts with Controlled Hunter Numbers (No Dogs)

You must have a controlled deer hunt validation tag before participating in these hunts.

WMU(s)	Resident – Open Season	Non-resident – Open Season	Conditions (Restrictions Only)
53B, 79C, 79D	Nov. 6 to Nov. 10	No season	Shotguns and Muzzle-loading guns only
69A2, 70	Dec. 4 to Dec. 10	No season	Shotguns and Muzzle-loading guns only
76A	Nov. 6 to Nov. 10 Dec. 4 to Dec. 8	No season	Rifles, Shotguns and Muzzle-loading guns only
76B, 76C, 76D, 77A*, 77B, 77C, 78A, 78B, 81A, 81B	Nov. 6 to Nov. 10 Dec. 4 to Dec. 8	No season	Shotguns and Muzzle-loading guns only
76E	Nov. 6 to Nov. 10 Dec. 4 to Dec. 8	No season	Muzzle-loading guns only
80, 94B	Nov. 6 to Nov. 12	No season	Shotguns and Muzzle-loading guns only
80	Dec. 4 to Dec. 10	No season	Bows and Muzzle-loading guns only
85A, 85B, 85C, 87B, 87C, 87D, 87E, 89A, 89B, 90A, 90B, 91A, 91B, 93A, 93B	Nov. 6 to Nov. 12 Dec. 4 to Dec. 10	No season	Shotguns and Muzzle-loading guns only
86A, 86B	Dec. 4 to Dec. 10	No season	Shotguns and Muzzle-loading guns only
91A, 91B	Nov. 20 to Nov. 26	No season	Muzzle-loading guns only
92A, 92B, 92C, 92D	Nov. 6 to Nov. 12 Nov. 20 to Nov. 26 Dec. 4 to Dec. 10	No season	Muzzle-loading guns only
93C	Contact Aylmer District Office	No season	Shotguns and Muzzle-loading guns only

* Hunt administered by CFB Borden.

For more information on the WMUs listed above, please contact the appropriate MNRF office listed on page 88 of this Summary.



Are you feeding wildlife?

A number of risks are associated with wildlife feeding at communal feeding sites.

Animals being fed can:

- become habituated to artificial food sources
- consume artificial feed mixes not healthy for them
- cause road accidents as they move to feeders
- increase populations beyond the level nature can support
- become a threat to pets or humans
- have an increased risk of passing on diseases or parasites.

For these reasons, the Ontario Ministry of Natural Resources and Forestry discourages the feeding of wildlife.

To learn more about the risks associated with feeding wildlife visit the Ministry of Natural Resources and Forestry website at ontario.ca/feedingwildlife

2016 Controlled Deer Hunt Validation Tag Draw Results

WMU	Season	Quota	Applications 1st Choice	Successful 1st Choice	WMU	Season	Quota	Applications 1st Choice	Successful 1st Choice
53B	1	100	203	103	87B	3	200	163	163
69A	3	875	913	875	87C	1	500	211	211
70	3	550	887	550	87C	3	200	53	53
76A	1	500	426	426	87D	1	900	708	708
76A	3	250	297	250	87D	3	250	195	195
76B	1	450	412	412	87E	1	600	367	367
76B	3	250	295	250	87E	3	200	180	180
76C	1	675	555	555	89A	1	800	837	800
76C	3	215	360	215	89A	3	600	482	482
76D	1	350	255	255	89B	1	1,500	1,315	1,315
76D	3	200	176	176	89B	3	800	872	800
76E	1	40	15	15	90A	1	750	810	750
76E	3	40	14	14	90A	3	800	631	631
77B	1	700	790	700	90B	1	1,600	1,777	1,600
77B	3	200	346	200	90B	3	1,600	1,584	1,584
77C	1	440	344	344	91A	1	600	651	600
77C	3	290	265	265	91A	2	100	65	65
78A	1	500	385	385	91A	3	450	349	349
78A	3	500	444	444	91B	1	650	688	650
78B	1	500	387	387	91B	2	150	80	80
78B	3	400	376	376	91B	3	650	513	513
79C	1	400	374	374	92A	1	350	301	301
79D	1	175	114	114	92A	2	250	203	203
80	1	2,800	2,351	2,351	92A	3	300	280	280
80	3	500	395	395	92B	1	800	868	800
81A	1	810	726	726	92B	2	700	668	668
81A	3	200	230	200	92B	3	650	621	621
81B	1	820	799	799	92C	1	450	395	395
81B	3	360	422	363	92C	2	250	262	250
85A	1	800	738	738	92C	3	250	188	188
85A	3	450	312	312	92D	1	550	562	550
85B	1	1,550	1,525	1,525	92D	2	350	376	350
85B	3	1,100	1,070	1,070	92D	3	450	386	386
85C	1	700	594	594	93A	1	350	624	353
85C	3	500	420	420	93A	3	400	716	400
86A	3	550	500	500	93B	1	125	141	125
86B	3	600	567	567	93B	3	125	138	125
87B	1	700	433	433	94B	1	225	398	225

Share your next experience in the field with an apprentice



ontario.ca/hunting

- During 2014, there were approximately 10,000 apprentice hunters in Ontario.
- Ontario's Hunter Apprenticeship Safety Program allows individuals to safely develop their hunting skills while under the direct and immediate supervision of a qualified mentor.
- The program provides in-the-field practical training for future hunters.
- The Apprenticeship program is open to those 12 years or older who have completed the Ontario Hunter Education Program. Apprentices must also complete the Canadian Firearms Safety Course if they wish to hunt with a gun.
- For more information about the Hunter Apprenticeship Safety Program visit ontario.ca/hunting.



Black Bear Regulations

Information for All Black Bear Hunters

Licence fees can be found on page 14.

Firearms

Big game, including black bears, may only be hunted with a firearm (this includes bows). If you are hunting deer or moose at the same time you are hunting black bears, you may only use or carry (on your person, in a vehicle or boat) a firearm of the type permitted for deer or moose, as the case may be, at that time in that Wildlife Management Unit (WMU). Specifications on rifles, shotguns, bows, bolts and arrows that are permitted when hunting black bear can be found on page 24.

Party Hunting for Black Bears

Party hunting for black bears is permitted during the open season for black bears **under a set of specific conditions.** The list of conditions can be found on page 25.

Sealing and Transporting Black Bears

If you have killed a black bear while hunting alone, you must, **immediately** after the kill and at the kill site, securely **attach the game seal to the animal in the manner described on the instruction panel attached to the seal.** The seal must remain attached while transporting the carcass.

If party hunting for black bears, the member whose game seal is to be used must, immediately after the kill and at the kill site, **securely attach the game seal to the animal in the manner described on the instruction panel attached to the seal.**

A person who seals a black bear must notch out the month, day and time of the kill on the game seal.

Only the hunter whose game seal is to be used is allowed to attach the game seal to the black bear. It is illegal to transfer a game seal in order to seal a black bear.

Other Black Bear Hunting Regulations

It is illegal to hunt black bears within 400 m (437 yd.) of a waste disposal site, regardless of whether the land is Crown or private.

A licensed trapper who wishes to hunt black bear during the open fall season before September 1 must obtain a black bear hunting licence tag.

Black Bear Bait Placement

During the spring and fall black bear seasons, bait may not be placed for the purpose of bear hunting:

- within 500 metres of a dwelling, unless written permission is obtained from the owner of the dwelling.
- within 500 metres of a public building.
- within 200 metres of a right of way for public vehicular traffic or a signposted/marked recreational trail that is established and maintained by an organization for the general public.

It is illegal to shoot or interfere with black bears in their dens, or damage or destroy their dens.

It is illegal to possess a bear gallbladder that has been separated from the bear carcass. Leave the gallbladder with the entrails after field dressing your bear.

REMINDER – It is illegal to shoot cubs or female bears accompanied by a cub during the spring season.

For more information on the spring season pilot see page 76.

Export and Shipping

See General Regulations, page 30, for information on import, export and shipping.

In some instances, both a Convention on International Trade in Endangered Species of Wild Fauna and Flora (CITES) and a provincial export permit are required.

Except as outlined below, a resident or non-resident black bear hunter exporting a black bear out of Canada must also contact a ministry office to arrange to obtain a Canadian CITES export permit. **Please allow up to 10 days to obtain a permit.**

In some countries and provinces, importation of black bears is regulated; requirements for importation should be determined by the exporter prior to shipment.

A Canadian CITES export permit is not required for U.S. or Canadian resident bear hunters transporting their black bear hunting trophy consisting of the hide, hide with paws and claws attached, skull and/or meat in a fresh, frozen or salted condition back to the U.S. or through the U.S. en route to another part of Canada at the conclusion of their hunt. The black bear must accompany the hunter. This exemption does not apply to taxidermy mounts or black bears that are in any condition other than fresh, frozen or salted.

CITES export permits are not normally available near border crossings and, consequently, hunters are advised to obtain any required permits by contacting the ministry office closest to where they are hunting, during business hours, to make arrangements to obtain the appropriate documents. **Please allow up to 10 days to obtain a permit.**

CITES export permits are available free of charge.

In some countries, importation of black bears is restricted. Requirements for importation should be determined by the exporter.

More information on CITES is available at www.cites.ca

Information for Resident Black Bear Hunters

Mandatory Reporting

Your resident bear hunting licence tag is valid in both the spring and fall seasons.

You are required to report your bear hunting activity and harvest for each season by completing and submitting the Mandatory Questionnaire for Resident Black Bear Hunters that you will receive by mail. **You must submit completed questionnaires even if you did not bear hunt.**

If you purchased your licence tag prior to June 16 you will receive a spring season mandatory questionnaire by mail in July and must complete it and submit it by mail or online by August 1 of the year of the hunt. All hunters will receive a fall mandatory questionnaire by mail in November and must complete and submit it by December 15.

You may submit your completed questionnaires by mail to the Big Game Harvest Assessment Program, Natural Resources Information Section, Ministry of Natural Resources & Forestry, 300 Water Street, 2nd Floor, North Tower, Peterborough, ON K9J 3C7, or use the easy and quick online option at ontario.ca/harvestreporting to complete the questionnaires.

Second Game Seals

WMU-specific **black bear second game seals** may be available to resident bear hunters in WMUs where bear population levels permit. The second game seal allows you to harvest a second black bear. A seal purchased in the spring can be used in either the spring or fall season. A black bear licence tag is required before a second game seal can be purchased. A second game seal can be used before the seal received with the licence tag is filled. These seals are available from participating ServiceOntario centres. You can contact a participating ServiceOntario centre or visit ontario.ca starting in late April of the year of the hunt for information on WMUs where second game seals are available. **It is illegal to hunt in a WMU not specified on the game seal when hunting black bears under a second game seal.**

Submitting Teeth From Your Harvested Black Bear

To submit the teeth from your harvested bear(s), in return for an Ontario Bear Hunter Crest and information about the age of your bear(s), you can either:

- (1) retain the teeth until you receive your mandatory questionnaire by mail in November and submit the teeth along with your completed questionnaire by mail, or;
- (2) immediately mail the teeth to the Big Game Harvest Assessment Program, Natural Resources Information Section, Ministry of Natural Resources & Forestry, 300 Water Street, 2nd Floor, North Tower, Peterborough, ON K9J 3C7. You will still be mailed a mandatory questionnaire in November, and are required to complete and submit it. When mailing your teeth also include:
 - your name
 - your address
 - your Outdoors Card Number
 - the date the bear was shot
 - the sex of the bear, and
 - the Wildlife Management Unit (WMU) where the bear was shot.

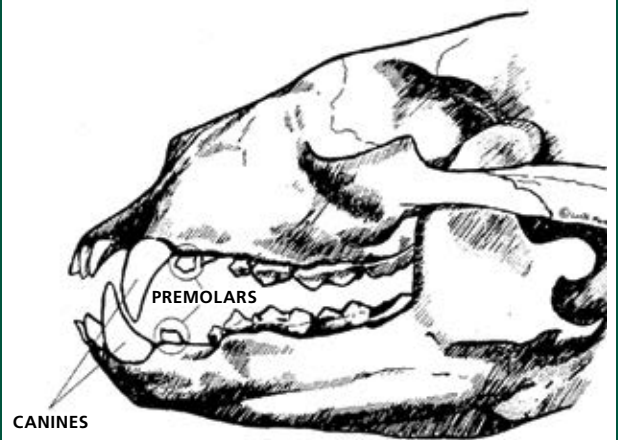
For information on how to extract teeth from a black bear see text box to the right.

Black Bear Hunters We Need Your Help

Successful black bear hunters can assist the Ministry of Natural Resources and Forestry in determining the age structure of local bear populations by submitting for analysis **two premolar teeth** from each bear harvested. This information provides data necessary for the sustainable management of the species.

In return for your support of wildlife management efforts, an **Ontario Bear Hunter Crest** and information about the age of your bear(s) will be mailed to your home address, usually within six months. Please contact the ministry office in the area in which you will be hunting, or your bear operator, for more information.

Premolar teeth should be extracted shortly after the animal has been killed while the jaw is still pliable. The first premolar is a small, single-rooted peg-like tooth located just behind the canines. To remove the tooth, push the blade of a knife down along all sides of the tooth between it and the gum. Gently loosen the tooth by rocking it back and forth using the canine for leverage, then carefully remove the tooth using pliers. Care should be taken when extracting the tooth to ensure that the root is not broken.



Information for Non-Resident Black Bear Hunters

Requirement for a Licence Validation Certificate

To hunt a black bear in Ontario you must have a non-resident bear hunting licence tag. The licence tag is valid in both the spring and fall seasons.

Your licence tag must be accompanied by a Non-Resident Black Bear Hunting Licence Validation Certificate (white copy) in order to be valid. This certificate can be obtained from a bear operator (operator of a tourist establishment, guide or air carrier) licensed in Ontario to provide black bear hunting services to non-residents.

The following non-residents are not required to use a licensed bear operator:

- A non-resident hunting with an immediate relative who is an Ontario resident licensed to hunt a black bear in a Wildlife Management Unit that has an open season for non-residents. An immediate relative is a person's grandparent, parent, spouse, child, sibling or grandchild.
- A non-resident who is the owner of property in a WMU that has an open black bear season for non-residents.

A non-resident who qualifies under either of these two exceptions **MUST** contact a ministry office in the area of the hunt to apply for the validation certificate. A non-resident black bear hunting licence is not valid unless a validation certificate accompanies it. Only one validation certificate will be issued for a property each year. The non-resident landowner may hunt only in the WMU where the property is located. See also Licence Information, page 14.

A non-resident hunter using the bear hunting services of an operator licensed to provide black bear hunting services must hunt only in the areas designated on the Non-Resident Black Bear Hunting Licence Validation Certificate received from the operator. These areas can include Crown or private land located within a Bear Management Area (BMA) and private land located within a WMU designated on the operator's licence. The operator's licence does not permit the operator to provide bear hunting services on private land located within a BMA licensed to another operator. The operator must have the landowner's permission in order to provide bear hunting services to clients on private land.

Submitting Teeth From Your Harvested Black Bear

To receive an Ontario Bear Hunter Crest and information about the age of your harvested bear, submit its teeth to the issuer of your validation certificate along with your hunter mandatory report:

- (1) if you are hunting with a licensed bear operator, the operator will submit the teeth to the ministry on your behalf;
- (2) if you are a non-resident who is the owner of property or a non-resident hunting with an Ontario immediate relative, submit the teeth to the ministry office that issued your validation certificate.

For information on how to extract teeth from a black bear see page 76.

Mandatory Reporting

You are required to report your black bear hunting activity and harvest within five days following the last day of the open season for which the certificate was issued. To report, you must complete, sign and date the hunter mandatory report on the pink copy of the Non-Resident Black Bear Hunting Licence Validation Certificate held by the issuer of the certificate (operator licensed to provide bear hunting services or ministry office). It is the responsibility of the issuer to return the hunter's completed mandatory report to the ministry.

2017 Black Bear Seasons			
Rifles, Shotguns, Bows and Muzzle-loading guns			
WMU(s)	Resident – Open Season	**Non-resident – Open Season	Conditions (Restrictions Only)
1A, 1C, 1D, 2, 3, 4, 5, 6, 7A*, 7B, 8, 9A, 9B, 10, 11A, 11B, 12A, 12B, 13, 14, 15A, 15B, 16A, 16B, 16C, 17, 18A, 18B, 19, 21A, 21B, 22, 23, 24, 25, 26, 27, 28, 29, 30, 31, 32, 33, 34+, 35, 36, 37, 38, 39, 40, 41, 42, 43, 44, 45, 46, 47, 48, 49, 50, 53A, 53B, 54, 55A, 55B, 56, 57, 58, 59, 60, 61, 62, 63, 64, 66, 67, 68, 69A, 69B, 71, 72, 73, 74, 75, 76, 83, the geographic townships of Keppel and Sarawak in 82A and the geographic township of Amabel in 84	May 1 to Jun. 15	May 1 to Jun. 15	No harvest of cubs and female bears accompanied by a cub. * Bows and muzzle-loading guns only in WMU 7A. + No hunting of black bears in Lake Superior Provincial Park portion of WMU 34.
1A, 1C, 1D, 2, 3, 4, 5, 6, 7A*, 7B, 8, 9A, 9B, 10, 11A, 11B, 12A, 12B, 13, 14, 15A, 15B, 16A, 16B, 16C, 17, 18A, 18B, 19, 21A, 21B, 22, 23, 24, 25, 26, 27, 28, 29, 30, 31, 32, 33, 34+, 35, 36, 37, 38, 39, 40, 41, 42, 43, 44, 45	Aug. 15 to Oct. 31	Aug. 15 to Oct. 31	* Bows and muzzle-loading guns only in WMU 7A. + No hunting of black bears in Lake Superior Provincial Park portion of WMU 34.
46, 47, 49, 50, 53A, 53B, 64, 66, 67, 69A, 69B, 71, 72, 73, 74, 75, 76, 83, the geographic townships of Keppel and Sarawak in 82A and the geographic township of Amabel in 84	Sept. 5 to Nov. 30	Sept. 5 to Nov. 30	
48, 54, 55A, 55B, 56, 57, 58, 59, 60, 61, 62, 63, 68	Sept. 1 to Nov. 30	Sept. 1 to Nov. 30	

** A Non-Resident Black Bear Hunting Licence Validation Certificate is required for non-residents hunting black bears.

REMINDER – Black Bear Resident and Non resident Spring Seasons

The black bear spring season pilot has been extended through 2020 in all Wildlife Management Units (WMUs) that have an open fall season to gather more information to assess the effect of spring harvest on human-bear conflicts and to support economic growth and tourism.

The spring season will be held from May 1 to June 15 for both resident and non-resident hunters. The harvest of bear cubs and female bears accompanied by a cub is prohibited. Anyone convicted of such an offence could face a fine of up to \$25,000 and up to one year imprisonment. All other provisions for hunting black bears in the province of

Ontario apply to the spring season. For more information on the spring seasons see the table on page 77.

For more information on annual licencing, harvest limits, and mandatory reporting requirement, refer to the sections on information for resident and non-resident black bear hunters on pages 76 and 77.

The pilot is being monitored and its effect will be evaluated to help ensure Ontario’s approach to black bear management remains responsive to ecological, social, economic and cultural interests.

A Message from Ontario’s Conservation Officers

It is an offence under the *Fish and Wildlife Conservation Act, 1997* for a hunter to fail to maintain proper control of a firearm. Never point a firearm at yourself, at another person, or at a building, car or other property.

Report Resource Abuse 1-877-847-7667



CHOOSE ONTARIO WOOD.

On the hunt for a wood product? Set your sights on Ontario Wood. Locally grown and sustainably harvested. Whatever the season, support Ontario’s forest industry. “Look for the leaf” and choose Ontario Wood.



ontario.ca/wood



Small Game Regulations

A small game licence is not valid in some parts of northern and central Ontario from June 16 to August 31. For more information see page 15 and the map on pages 10-11. Additional licence information and fees can be found on page 15.

Firearms

If you are hunting small game in an area where there is an open season for deer, moose, elk, or black bear, you may not possess or use a rifle of greater muzzle energy than 400 foot-pounds or shells loaded with ball or with shot larger than No. 2 shot (non-toxic equivalents include steel shot larger than triple BBB, or bismuth larger than double BB), unless you possess a valid licence to hunt deer, moose, elk or black bear as the case may be. This restriction does not apply south of the French and Mattawa Rivers during an open season for deer that is restricted to the use of bows.

A person hunting small game may not carry or use a rifle of greater calibre than a .275-calibre rifle, except a muzzle-loading gun, in the geographic areas of Brant, Chatham-Kent, Durham, Elgin, Essex, Haldimand, Halton, Hamilton, Huron, Lambton, Middlesex, Niagara, Norfolk, Northumberland, Oxford, Peel, Perth, Toronto, Waterloo, Wellington or York.

Export and Shipping

See General Regulations, page 30, for information on import, export and shipping.

Game Birds

You may hunt and possess the following game birds: wild turkey, pheasant, ruffed grouse, sharp-tailed grouse, spruce grouse, ptarmigan and gray (Hungarian) partridge. You require a special licence to hunt wild turkey in addition to a small game licence (see pages 31-33). Check the tables on page 80 for bag and possession limits. Chukar may also be hunted. For information on releasing chukar for hunting purposes, call your local MNR office for more information.

Specially Protected Birds

You must not shoot specially protected birds or interfere with the eggs and nests of game birds and specially protected birds. (See Definitions, page 87 for a list of Specially Protected Wildlife).

Game Bird Hunting Preserves

You may hunt pheasant, northern bobwhite, wild turkey and chukar throughout the year on game bird hunting preserves. However, northern bobwhite and wild turkey are prohibited in some areas. You must arrange with the owner as to when you can hunt.

Ontario residents need a licence to hunt small game when hunting on a preserve. A non-resident hunter needs either a non-resident's licence to hunt game birds on a game bird hunting preserve or a non-resident's small game licence.

Migratory Game Birds

(See Definitions on page 86.)

Migratory game bird seasons are the responsibility of the federal government. The *Migratory Birds Convention Act* and its regulations govern hunting of migratory game birds. It is illegal to hunt migratory birds within 400 m (437 yd.) of where bait has been deposited unless that place has been free of bait for at least seven days. It is also illegal to deposit bait in any place during the period beginning 14 days before the first day of the open season for that place and ending on the day immediately following the last day of the open season for that place for any hunted migratory game bird.

When transporting migratory game birds, a fully feathered wing must remain attached until the bird is prepared for immediate consumption or preservation.

Migratory Game Bird Licensing

You must have a federal Migratory Game Bird Hunting Permit (MGBHP), Wildlife Habitat Conservation Stamp, and an Ontario licence to hunt small game in order to hunt migratory game birds. This includes hunting with falconry birds. See page 81 for more information regarding falconry. You may purchase a MGBHP and Wildlife Habitat Conservation Stamp at most post offices, or online at www.permis-permits.ec.gc.ca/en. Season dates and bag limits are announced mid-summer at which point the Migratory Birds Hunting Regulations Summary is published. More information on migratory birds is available from Environment and Climate Change Canada's Canadian Wildlife Service website at www.ec.gc.ca/rcom-mbhr or at the Canadian Wildlife Service Ontario regional office located at 4905 Dufferin Street, Toronto, Ontario, M3H 5T4, (tel): 1-800-668-6767, or email address: enviroinfo@ec.gc.ca.

Waterfowler Heritage Day

Qualified young hunters, under the age of majority, do not require a MGBHP to participate on this day, but must meet all other federal and provincial requirements, including having an Ontario hunter apprenticeship safety card (available only to Ontario residents) or small game licence. They must comply with Ontario's *Fish and Wildlife Conservation Act, 1997*, its regulations and the *Migratory Birds Convention Act, 1994* (e.g., daily bag and possession limits, hunting methods, etc.). If young hunters elect to hunt at other times during the open hunting season, they will be required to purchase a MGBHP and Wildlife Habitat Conservation Stamp. Mentors must be at least 18 years of age and possess a valid MGBHP with Wildlife Habitat Conservation Stamp, and Ontario small game licence. Each mentor may accompany only one young hunter and mentors are not permitted to use a firearm. While hunting, mentors are required to provide continuous direct and immediate supervision to the youth. For more information refer to the Migratory Birds Hunting Regulations Summary.

NEW – Changes to Small Game and Furbearer Regulations

The following changes were implemented:

- Seasons for most small game and furbearers have been streamlined across Ontario. As a result, season opening dates will change slightly in many parts of Ontario. See the relevant species tables below for details.
- Limits for many small game species have changed across Ontario, including Varying (Snowshoe) Hare, Ring-necked Pheasant, Gray (Hungarian) Partridge, and Ruffed Grouse. See the relevant species tables below for details.
- Areas where bullfrogs may be harvested are now defined by WMU boundaries.
- The snapping turtle season is now closed in all of Ontario.
- Licensed non-residents may now hunt rabbits and hares in the county Lambton, the municipality of Chatham-Kent and the county of Essex.
- Licensed non-residents may now hunt raccoon at night in accordance with existing rules that apply to hunting raccoon at night listed on page 82.

- Small game and furbearers may be hunted from ½ hour before sunrise to ½ hour after sunset.

TOWNSHIP/MUNICIPALITY LICENCES – A township licence is required in addition to a provincial licence for hunting Ring-necked Pheasant, rabbits, and hares in regulated townships (see maps, pp.8-13). Contact the municipal clerk for issuance of township licences and information on firearm restrictions. Hunting of Ring-necked Pheasants with a rifle is prohibited.

PROVINCIAL PARKS – Prior to hunting in a provincial park, hunters should ALWAYS check with the appropriate park office regarding areas open to hunting, species that can be hunted, seasons, and other restrictions that apply in each park. Call 1-800-667-1940 for assistance. In Lake Superior Provincial Park, grouse and Varying (Snowshoe) Hare may be hunted only from the beginning of the open season for moose to December 15.

NOTE: Unless otherwise stated, seasons and limits apply to resident and non-resident licensed hunters. Only WMUs listed in the species tables have open seasons for the species listed.

Pheasant Seasons and Limits

WMU(s)	Open Season	Limits
1-4, 16-18, 24-27	Sept. 15 to Mar. 31	Daily Limit: 10 of either sex; Possession Limit: 10 of either sex
5-15, 19-23, 28-35, 38-41	Sept. 15 to Dec. 31	
36, 37, 42-50, 53-67, 69B	Sept. 15 to Dec. 31	
95	Sept. 25 to last day of February	
68, 69A, 70-94	Sept. 25 to Dec. 31	Daily Limit: 3 of either sex; Possession Limit: 10 of either sex

Sharp-tailed Grouse Seasons and Limits

WMU(s)	Open Season	Limits
1-4, 16-18, 24-27	Sept. 15 to Mar. 31	Daily limit: 5; Possession limit: 15
5-15, 19-23, 28-35, 38-41	Sept. 15 to Dec. 31	
36, 37, 42-50, 53-67, 69B	Sept. 15 to Dec. 31	Daily limit: 2; Possession limit: 6

Ptarmigan Seasons and Limits

WMU(s)	Open Season	Limits
1-4, 16-18, 24-27	Sept. 15 to Mar. 31	Daily limit: 5; Possession limit: 15

Ruffed Grouse and Spruce Grouse Seasons and Limits

WMU(s)	Open Season	Limits
1-4, 16-18, 24-27	Sept. 15 to Mar. 31	Daily limit: 5 combined; Possession limit: 15 combined
5-15, 19-23, 28-35, 38-41	Sept. 15 to Dec. 31	
36, 37, 42-50, 53-67, 69B	Sept. 15 to Dec. 31	

Ruffed Grouse Seasons and Limits (No season for Spruce Grouse in these units)

WMU(s)	Open Season	Limits
68, 73-76, 82-84	Sept. 25 to Dec. 31	Daily limit: 5; Possession limit: 15
69A, 70-72, 77-81, 85-95	Sept. 25 to Dec. 31	Daily limit: 2; Possession limit: 6

Gray (Hungarian) Partridge Seasons and Limits

WMU(s)	Open Season	Limits
36, 37, 42-50, 53-67, 69B	Sept. 15 to Dec. 31	Daily limit: 5; Possession limit: 15
68, 69A, 70-95	Sept. 25 to Dec. 31	

Small Mammals

Gray (Black) and Fox Squirrel Seasons and Limits

WMU(s)	Open Season	Limits
5-15, 19-23, 28-35, 38-41	Sept. 15 to Dec. 31	Daily limit: 5; Possession limit: 15
36, 37, 42-50, 53-67, 69B	Sept. 15 to Dec. 31	
68, 69A, 70-95	Sept. 25 to Dec. 31	

Varying (Snowshoe) Hare Seasons and Limits

WMU(s)	Open Season	Limits
1-4, 16-18, 24-27	Sept. 15 to Mar. 31	Daily limit: 5; Possession limit: 15
5-15, 19-23, 28-35, 38-41	Sept. 15 to Mar. 31	
36, 37, 42-50, 53-67, 69B	Sept. 15 to Mar. 31	
68, 69A, 70-95	Sept. 25 to last day of February	Daily limit: 2; Possession limit: 6

Cottontail and European Hare Seasons and Limits

WMU(s)	Open Season	Limits
36, 37, 42-50, 53-67, 69B	Sept. 15 to Mar. 31	Daily limit: 5; Possession limit: 15
68, 69A, 70-95	Sept. 25 to last day of February	

Falconry Seasons and Limits

Falconry involves the use of trained raptors (birds of prey, such as red-tailed hawk) to hunt small game. The rules for falconry in Ontario are set out in the *Fish and Wildlife Conservation Act, 1997*, and associated regulations.

A falconry licence is required to hunt with raptors native to Ontario, and you must also have a valid small game hunting licence. For more information, please contact your local ministry office.

Hunting with Falconry Birds

Species	WMU(s)	Open Season	Daily Bag Limits	Possession Limits
Gray (Hungarian) Partridge	36, 37, 42-50, 53-95	Sept. 1 to Mar. 31 of the next year	2	15
Ruffed Grouse and Spruce Grouse	1-50, 53-67, 69B	Sept. 1 to Mar. 31 of the next year	3 combined	15 combined
Ruffed Grouse	68, 73-76, 82-84	Sept. 1 to Mar. 31 of the next year	3	15
Ruffed Grouse	69A, 70-72, 77-81, 85-95	Sept. 1 to Mar. 31 of the next year	2	6
Sharp-tailed Grouse	1-35, 38-41	Sept. 1 to Mar. 31 of the next year	3	15
	36, 37, 42-;50, 53-67, 69B	Sept. 1 to Mar. 31 of the next year	2	6
Ptarmigan	1-4, 16-18, 24-27	Sept. 1 to Mar. 31 of the next year	3	15
Ring-necked Pheasant	1-50, 53-95	Sept. 1 to Mar. 31 of the next year	2 of either sex	10 of either sex
Varying Hare	1-50, 53-67, 69B	Sept. 1 to Mar. 31 of the next year	3	15
	68, 69A, 70-95	Sept. 1 to Mar. 31 of the next year	2	6
Cottontail and European Hare	36, 37, 42-50, 53-95	Sept. 1 to Mar. 31 of the next year	5 Cottontail; 3 European Hare	15 of each
Gray (Black) and Fox Squirrels	5-15, 19-23, 28-50, 53-95	Sept. 1 to Mar. 31 of the next year	Combined total of 5	Combined total of 15

Furbearing Mammal Regulations

Furbearing Mammals

You may only hunt the furbearing mammals (see Definitions, page 86) listed in the table below under the authority of your small game licence. See special regulations for **Wolf and Coyote** on page 83. Note that a small game licence is not valid in northern Ontario and parts of central Ontario (as shown on Map 2, pages 10-11) from June 16 to August 31.

If you wish to hunt **raccoons at night**, you must carry your Outdoors Card with a small game licence tag. You must also be accompanied by a dog licensed for raccoon hunting. You can only use a .22 calibre rim-fire rifle chambered for the following cartridges: .22 short, .22 long or .22 long rifle. Raccoon night hunters must have their guns unloaded and encased while in the vehicle. A licensed night raccoon hunter may use a light if it is not shone from or attached to a vehicle or boat.

Possession of Pelts During the Closed Season

Small game hunters who harvest furbearing mammals, including wolves and coyotes, during the open season and have not disposed of the pelts by the close of the season must obtain a Licence to Possess a Pelt in order to possess pelts during the closed season. Please contact a ministry office to make arrangements to obtain a Licence to Possess a Pelt (available free of charge).

Royalty, Import, Export and Shipping

See General Regulations, page 30, for information on import, export and shipping.

A royalty is payable to the province at the time that a person obtains an Export Licence for Furbearing Mammals or Their Pelts.

Game Wildlife and Parts

See page 29 on Game Wildlife and Parts for information on selling and spoilage.

Furbearing Mammal Hunting Seasons which may be harvested under the authority of a small game licence		
Species	WMUs	Resident and Non-Resident Open Seasons
Raccoon	1-50, 53-95	Oct. 5 to Jan. 31 of the next year
Red Fox	1-35, 38-41	Sept. 15 to the last day of Feb. of the next year
	36, 37, 42-50, 53-95	All year
Arctic Fox	1-4, 16-18, 24-27	Oct. 25 to Mar. 31 of the next year
Skunk	1-35, 38-41	Sept. 15 to the last day of Feb. of the next year
	36, 37, 42-50, 53-95	All year
Weasel	1-50, 53-95	Oct. 25 to the last day of Feb. of the next year
Opossum	1-50, 53-95	Oct. 5 to Jan. 31 of the next year
Wolf and Coyote	See table p. 84	See table p. 84

* Generally, furbearing mammals may not be hunted in Provincial Parks (see Hunting in Parks on page 28) and Crown Game Preserves (see Crown Game Preserves on page 27).

Wayfarer Insurance Brokers

Trailer Insurance




FREE online and telephone quotes

1-866-202-9064
www.wayfarerinsurance.com

A Proud Supporter of  ONTARIO PARKS



Wolf and Coyote Regulations

Residents and non-residents may only hunt wolves and coyotes under the authority of a valid small game licence.

In WMUs 43-45 and 59-95, only a licence is required.

In WMUs 1A, 1C, 1D, 2-42, 46-50 and 53-58, a small game licence must be accompanied by a wolf/coyote game seal purchased at licence issuers or participating ServiceOntario centres. You can purchase a maximum of two wolf/coyote game seals per calendar year. The seals may be purchased separately or at the same time.

Coyotes are included in the regulations across core wolf range (WMUs 1A, 1C, 1D, 2-42, 46-50 and 53-58) because coyotes may be difficult to distinguish from wolves, especially Algonquin wolves, where their ranges overlap.

Hunters wishing to use a rifle with a muzzle energy greater than 400 ft-lbs to hunt wolf or coyote during the open season for a big game species (other than bows-only seasons for deer south of the French and Mattawa rivers) must have a valid licence for a big game species that a season is open for. Non-resident hunters should ensure that their big game licence is valid in the area they are hunting wolf/coyote.

Generally, wolves and coyotes cannot be hunted in provincial parks.

REMINDER – Wolf and Coyote Closed Seasons

It is illegal to hunt or trap wolves or coyotes in the areas within and surrounding Algonquin Provincial Park, Killarney Provincial Park, Queen Elizabeth II Wildlands Provincial Park and Kawartha Highlands Provincial Park to help protect Algonquin wolf (formerly eastern wolf). For more information see page 5 and the table on page 84.

Party Hunting

Party hunting for wolves and coyotes is not permitted in WMUs 1A, 1C, 1D, 2-42, 46-50 and 53 to 58. This means that you may hunt co-operatively with several hunters; however, each hunter will have to be in possession of a wolf/coyote game seal to hunt wolves/coyotes in these WMUs, and the hunter who harvests the animal must personally seal it. Once a hunter has used his or her wolf/coyote seal, he or she may not continue to participate in the hunt unless in possession of a second wolf/coyote seal. If the hunter has used both his or her wolf/coyote seals, he or she cannot continue to hunt wolf/coyote in these WMUs until the following calendar year. It is illegal to transfer a wolf/coyote game seal from one hunter in order to seal a wolf or coyote taken by another hunter.

NOTE: The specific rules around “party hunting” as summarized on page 25 apply only to hunting for moose, deer, elk or black bear.

In WMUs 43-45 and 59-95, where a wolf/coyote seal is not required, you may hunt co-operatively in a group or party for wolves or coyotes without restrictions on the number of animals harvested or who can take them.

Sealing and Transporting

If you have killed a wolf or coyote under a wolf/coyote game seal, you must, **immediately** after the kill and at the kill site, securely **attach your game seal to the animal in the manner prescribed on the instruction panel attached to the seal.** The game seal must remain attached while the pelt (on or off the carcass) is being transported.

You must notch out the month, day and time of the kill on the wolf/coyote game seal, at the time of, and at the location of, the kill.

Mandatory Reporting

If you purchased a wolf/coyote game seal, you must complete and submit a Wolf/Coyote Hunter Mandatory Questionnaire by January 15 of the year following the hunt. **You must submit the completed questionnaire even if you did not hunt.** You will receive your mandatory questionnaire from the ministry by mail in December. You may submit your completed questionnaire by mail to the Big Game Harvest Assessment Program, Natural Resources Information Section, Ministry of Natural Resources & Forestry, 300 Water Street, 2nd Floor, North Tower, Peterborough, ON K9J 3C7, or use the easy and quick online option at ontario.ca/harvestreporting to complete the questionnaire.

Possession of Pelts During the Closed Season

See page 82, Furbearing Mammals.

Royalty, Import, Export and Shipping

See General Regulations, page 30, for information on import, export and shipping. See Export Permits, page 16, for information on where to obtain an export permit.

A royalty is payable to the province at the time that a person obtains an Export Licence for Furbearing Mammals or Their Pelts.

A CITES export permit is also required to export ALL wolves from Canada. Please contact a ministry office to make arrangements to acquire CITES permits (available free of charge). **Please allow up to 10 days to obtain a permit. More information on CITES is available at www.cites.ca**

In some countries and provinces, importation of wolves is regulated; requirements for importation should be determined by the exporter prior to shipment.

Wolf and Coyote Seasons		
Species	Area/WMUs	Open Season (Resident and Non-resident)
Wolf and Coyote*	In 1A, 1C, 1D, 2, 3, 4, 5, 6, 7, 8, 9, 10, 11**, 12, 13, 14, 15, 16, 17, 18, 19, 20, 21, 22, 23, 24, 25, 26, 27, 28, 29, 30, 31, 32, 33, 34, 35, 36, 37, 38, 39, 40, 41, 46, 47, 49, and 53B In 42, 48, 50, 53A, 54, 55, 56, 57, and 58 except in the geographic townships listed below with no season.	From September 15, in any year, to March 31, of the next year
Wolf and Coyote	In 43, 44, 45, 59, 61, 62, 63, 64, 65, 66, 67, 68, 69, 70, 71, 72, 73, 74, 76, 77, 78, 79, 80, 81, 82, 83, 84, 85, 86, 87, 88, 89, 90, 91, 92, 93, 94 and 95 In 60 and 75 except in the geographic townships listed below with no season.	All year
Wolf and Coyote	In the geographic townships of Airy, Alice, Allen, Anson, Anstruther, Attlee, Ballantyne, Bevin, Boulter, Boyd, Burleigh, Burwash, Bruton, Burns, Butt, Caen, Calvin, Cameron, Cardiff, Carlyle, Cavendish, Chandos, Chisholm, Clancy, Clara, Clyde, Cox, Curtin, Dalton, Dickens, Dieppe, Digby, Dudley, Eden, Eyre, Finlayson, Foster, Franklin, Fraser, Goschen, Hagarty, Halifax, Hansen, Harburn, Harcourt, Harvey, Havelock, Head, Herschel, Humboldt, Killarney, Kilpatrick, Lauder, Laura, Livingstone, Longford, Lutterworth, Maria, McClintock, McClure, McCraney, McKay, Minden, Monmouth, Murchison, Papineau, Paxton, Petawawa, Richards, Rolph, Roosevelt, Ryde, Sabine, Sale, Secord, Servos, Sinclair, Struthers, Tilton, Truman, Waldie, and Wylie	No season

* Wolf/coyote game seal required in order to hunt wolves and coyotes in these WMUs.

** Does not include WMU 11C, Quetico Provincial Park.

Game Amphibians and Reptiles

Bullfrogs may be taken under the authority of a valid sport or conservation fishing licence. No commercial harvest of bullfrogs is permitted.

No firearm other than a bow (compound, recurve, long) or crossbow may be used to take bullfrogs. A person may take bullfrogs at night without a firearm and a person may shine a light for that purpose.

See the Ontario Recreational Fishing Regulations Summary at ontario.ca/fishing for additional information about the capture and use of frogs for bait.

NOTE: Generally, it is illegal to harvest frogs in provincial parks or Crown Game Preserves.



Snapping Turtle as Special Concern Species

The snapping turtle is listed as special concern under Ontario's *Endangered Species Act, 2007*, and the federal *Species at Risk Act, 2002*. Species classified as Special Concern provincially and federally have management planning requirements. The Ministry of Natural Resources and Forestry and the federal government will work toward meeting these requirements. To learn more, visit ontario.ca or contact your local MNR office.

NOTE: There is no open season for snapping turtle in Ontario.

Snapping Turtle		
WMU(s)	Residents and Non-Residents	Limit
All of Ontario	Closed Season	No Harvest

Bullfrog		
WMU(s)	Residents and Non-Residents	Limit
1 – 59, 72B, 76 – 95	July 15 – Oct. 15	Daily: 10, Possession: 10
60 – 72A, 73 – 75	Closed Season	No Harvest

Field Dressing, Transporting and Preparing Wild Game

Proper handling of harvested game will help ensure a quality food product for the table. Always use a clean, sharp knife and cutting tools and wear disposable gloves.

Big Game Field Dressing

Field dressing, or gutting, is the process of removing the entrails (internal organs) from the animal to promote cooling of the carcass and prevent the meat from spoiling.

- Always field dress game immediately after the kill.
- Move the animal to a clean site before field dressing.
- Roll the animal onto its back or side with head higher than the rump.
- Cut a line up from the crotch to the tip of the sternum (where the rib cage ends and the belly starts).
- It is best to cut with the blade up and out of the cavity to prevent cutting into internal organs.
- Free the colon by cutting around the anus and then tie a string just in front of the anus to prevent feces from entering the body cavity.
- Cut around the diaphragm.
- Free the windpipe at the throat and free any internal organs by cutting the tissue attaching them to the backbone.
- Do not cut open the rumen, intestines or bladder. If punctured, wipe cavity with paper towels.
- Position carcass to allow blood to drain out.
- Do not wash cavity with water from the field. It is often a source of bacteria.
- Prop open the body cavity to allow air flow and cooling.
- In warm weather remove the skin and apply cheesecloth to help keep meat clean and cool. In cold weather you can leave the skin on.

Transporting

- Avoid dragging game through water, mud or dirt.
- Wipe out body cavity with paper towel if dirt enters.
- Use cheesecloth to keep meat clean if quartering animal. Never use plastic or tarps.
- Keep carcass away from engine heat, gas, road dust and sun. Allow air circulation.

Hanging and Cooling

- Game carcasses should be cooled as soon as possible to a temperature not exceeding 7° Celsius (45° F).
- Hang meat in a place that is cool and dry with good air circulation.
- Remove areas of blood clots or tissue damage with a clean knife.
- Use pepper and cheesecloth on carcass to deter insects in warmer weather.
- If you are not processing your own meat, make butchering arrangements before your hunt.

- If weather turns warm, inspect the carcass and take it to a butcher immediately if you cannot keep it cool.

Game Birds and Waterfowl

- Birds should have the entrails removed as soon as possible.
- Birds can be plucked or skinned.
- Keep free from dirt and untreated water in the field.
- Birds must be cooled as soon as possible to a maximum of 4°C (39° F).
- Remove any damaged meat and look for and remove any shot that remains in this area.
- Remember to leave one fully feathered wing on migratory birds when transporting.

Rabbits, Hares and Squirrels

- Peel the hide completely off and remove the tail before cutting the abdomen open and removing the entrails.
- Trim away any shot-damaged meat and look for and remove any shot that remains in this area.
- The carcass should be cooled and maintained at a temperature not exceeding 4°C (39° F), as soon as possible.

Preparing and Cooking Wild Meat for Consumption

- Always wash hands before and after preparing food and keep raw meat away from other food.
- Thaw your meat in the refrigerator, microwave or oven, not on the kitchen counter.
- Utensils, equipment and food contact surfaces must be cleaned and sanitized after each use. Disinfecting is especially important where wild game or fish is being prepared in the same kitchen as regular "store-bought" meat, poultry or fish. Disinfection must occur between the two types of preparations.
- You risk your health and the health of others when you do not thoroughly cook meat. Health officials indicate that meat must be cooked to a temperature of 82°C (180° F) or higher. Use a meat thermometer to check that meat is cooked all the way through. Clean the thermometer after each use. Red meat is cooked when it is brown or grey inside and birds are cooked when the juices run clear.
- Ensure that bear meat, whether frozen or fresh, is always cooked to this temperature (and always to a grey colour, not red or pink) to prevent any possibility of Trichinosis, a parasitic disease found in bears in North America. Public health officials advise that smoking, drying, or microwaving may not cook bear meat to a high enough temperature.
- For additional information on safe food handling and meat preparation, consult your local public health unit.
- More detailed guidelines on field dressing, skinning and processing wild game are available in the *Ontario's Hunter Education Manual*.

Definitions

ANTLERLESS DEER:

Deer that have no antlers or antlers that are both less than 7.5 cm (3 inches) long. Generally, antlerless deer include adult female deer and fawns of both sexes.

BEAR MANAGEMENT AREA:

An area of Crown land licensed to an operator for providing bear hunting services to non-resident bear hunters.

BIG GAME:

Includes black bear, white-tailed deer, American elk, moose and woodland caribou.

BOWS:

Includes longbows, crossbows, compound bows and recurve bows.

CONTROLLED HUNT:

Hunts in which the total number of hunters is restricted. A hunter needs a controlled hunt validation tag to participate in a controlled hunt.

ELK HARVEST AREAS:

Numbered portions of a Wildlife Management Unit(s) used for elk harvest management. WMU and Harvest Area numbers are used in the table for elk open seasons, hunt codes and seal quotas to indicate the relevant area of the province in which an elk seal is valid.

ENCASED:

A firearm is encased if the firearm is completely contained in a case so that it cannot be readily accessed.

FURBEARING MAMMALS:

American badger, beaver, bobcat, coyote, fisher, arctic fox, grey fox, red fox (all phases), lynx, marten, mink, muskrat, opossum, otter, raccoon, red squirrel, striped skunk, weasel (least, long-tailed and short-tailed), wolf, wolverine and polar bear.

GAME WILDLIFE:

A furbearing mammal, game amphibian, game bird, game mammal or game reptile.

GAME AMPHIBIANS: Bullfrog.

GAME BIRDS: Ruffed grouse, sharp-tailed grouse, spruce grouse, gray (Hungarian) partridge, ring-necked pheasant, rock ptarmigan, willow ptarmigan, wild turkey and Northern bobwhite.

GAME MAMMALS: Black bear, woodland caribou, cottontail rabbit, white-tailed deer, American elk, European hare, varying hare, moose, gray (black) squirrel and fox squirrel.

GAME REPTILES: Snapping turtle.

HUNTING:

Includes lying in wait for, searching for, being on the trail of, pursuing, chasing or shooting at wildlife, whether or not the wildlife is killed, injured, captured or harassed. You need a hunting licence to do any of these things, except where the *Fish and Wildlife Conservation Act, 1997*, states otherwise.

LICENCES, TAGS AND GAME SEALS:

ADDITIONAL GAME SEAL: A game seal, purchased in addition to the game seal that comes with the deer or black bear licence, which allows the hunter to harvest an additional animal under certain conditions. An additional game seal is NOT a licence to hunt for the species. A licence must be purchased before the additional game seal is valid for use.

E-LICENCE: E-licences are available over the Internet and must be printed by the angler or hunter. These licences, when accompanied by an Outdoors Card, allow the angler or hunter to immediately enjoy the open season.

GAME SEAL: The seal that must be attached to a moose, elk, deer, wild turkey or black bear and to a wolf and coyote (see page 83) as soon as the animal is killed. The game seal must remain attached to the animal while it is transported.

LICENCE TAG: A tag which, when it accompanies an Outdoors Card, constitutes a licence to hunt wildlife, or a class thereof, specified on the tag.

OUTDOORS CARD: An Outdoors Card is a component of a licence to hunt the wildlife specified on the licence tag when that tag accompanies the card and any applicable paper hunting licences and game seals and/or validation tags.

VALIDATION TAG OR CERTIFICATE: A tag or certificate which validates a licence to hunt game mammals of a specified number, age or sex or in a specified area.

VALIDATION CERTIFICATE: A validation certificate must be carried by non-resident black bear hunters.

VALIDATION TAG (NON-RESIDENTS): A moose validation tag must accompany the non-resident hunter's moose licence.

VALIDATION TAG (RESIDENTS): A validation tag must be affixed to the front of the game seal to allow resident hunters to hunt adult moose or antlerless deer. In WMUs 48, 55A, 55B, 57 and 65, a specific calf validation tag is required to hunt calf moose. A validation tag is also required to take part in the controlled hunts for deer. A validation tag for a controlled deer hunt must be carried on your person.

Moose and deer licences obtained prior to the draw deadline are validated by the ministry on the game seal itself. They are valid for calf moose or antlered deer in other WMUs except for calf moose in WMUs 48, 55A, 55B and 57, during the appropriate open season providing the game seal has not been used.

Elk licences are validated by the ministry on the game seal itself, including information about the sex and age of animal that may be harvested, and the WMU and Harvest Area in which it is valid during an open season for elk. It also contains information (licence tag numbers) for the hunters who are permitted to hunt under the authority of the seal.

MIGRATORY GAME BIRDS:

Waterfowl, common gallinules, American coots, mourning doves, common snipe, woodcock and rails (other than yellow and king rails which cannot be harvested).

MOTORBOAT:

A boat with a motor that is attached to the boat and that is capable of being used as a means of propulsion, and includes any floating object being towed by a motorboat.

MUZZLE-LOADING GUN:

A gun that is loaded through the muzzle. A percussion muzzle-loading gun is considered to be loaded if there is a charge of powder and a projectile in the barrel and a percussion cap on the nipple. A flint-lock muzzle-loading gun is considered to be loaded if there is a charge of powder and a projectile in the barrel and the vent is unplugged. An electronic muzzle-loading gun is considered loaded when there is a projectile in the barrel. Also known as a muzzle-loader.

NON-RESIDENT:

A person who does not qualify as a resident (see Resident). The ownership of property in Ontario does not qualify a person for a resident's licence.

PELT:

The untanned skin of a furbearing mammal, whether or not the skin is on a carcass.

RESIDENT:

An Ontario resident is a person whose primary residence is in any part of Ontario and who has actually resided in any part of Ontario for a period of at least six consecutive months during the immediately preceding 12 months. For information on deemed residency for military, RCMP, and diplomatic personnel, please call 1-800-387-7011

SELECTIVE HARVEST SYSTEM:

The system that controls the harvest of breeding moose, elk and deer. The harvest of adult moose, elk and antlerless deer is restricted to those who hold the appropriate validation tag, which is obtained through a random draw. The harvest of calf moose in WMUs 48, 55A, 55B and 57 is restricted to those who hold the appropriate validation tag, which is obtained through a random draw.

SPECIALLY PROTECTED WILDLIFE:

A specially protected mammal, specially protected bird, specially protected reptile, specially protected amphibian or specially protected invertebrate.

SPECIALLY PROTECTED AMPHIBIANS: Northern cricket frog, blue-spotted salamander, eastern tiger salamander, four-toed salamander, Jefferson salamander, northern dusky salamander, northern two-lined salamander, redback salamander, small-mouthed salamander, spotted salamander, Fowler’s toad and gray treefrog.

SPECIALLY PROTECTED BIRDS (Raptors): Bald eagle, golden eagle, peregrine falcon, northern goshawk, gyrfalcon, northern harrier, broad-winged hawk, Cooper’s hawk, red-shouldered hawk, red-tailed hawk, rough-legged hawk, sharp-shinned hawk, American kestrel, American swallow-tailed kite, merlin, osprey, barred owl, boreal owl, burrowing owl, barn owl, eastern screech owl, great gray owl, great horned owl, long-eared owl, northern hawk owl, northern saw-whet owl, short-eared owl, snowy owl and turkey vulture.

SPECIALLY PROTECTED BIRDS (other than Raptors): Brewer’s blackbird, rusty blackbird, yellow-headed blackbird, blue jay, gray jay, belted kingfisher, American white pelican and common raven.

SPECIALLY PROTECTED INVERTEBRATES: Karner blue, monarch, West Virginia white, mottled dusky wing, bog elfin, frosted elfin,

black swallowtail, giant swallowtail, Old World swallowtail, pipevine swallowtail, spicebush swallowtail, Canadian tiger swallowtail, eastern tiger swallowtail and zebra swallowtail.

SPECIALLY PROTECTED MAMMALS: Big brown bat, eastern pipistrelle bat, hoary bat, small-footed bat, little brown bat, northern long-eared bat, red bat, silver-haired bat, eastern chipmunk, least chipmunk, northern flying squirrel, southern flying squirrel, arctic shrew, masked shrew, least shrew, northern short-tailed shrew, pygmy shrew, smoky shrew and water shrew.

SPECIALLY PROTECTED REPTILES: Eastern foxsnake, Butler’s gartersnake, smooth greensnake, massasauga, milksnake, queensnake, blue racer, gray ratsnake, common five-lined skink, eastern hog-nosed snake, spiny softshell, Blanding’s turtle, eastern musk turtle, midland painted turtle, northern map turtle, spotted turtle, western painted turtle, wood turtle, Lake Erie watersnake and northern watersnake.

SPOUSE:

Either of two persons who are legally married to one another; or either of two persons who live together in a conjugal relationship outside of marriage.

VEHICLE:

Any kind of vehicle that is driven, propelled or drawn on land or ice by any kind of power, including muscular power, and includes the rolling stock of a railway.

WILDLIFE MANAGEMENT UNITS (WMUs):

Numbered divisions of the province used for wildlife management. WMU numbers are used in the tables for open seasons to indicate the relevant geographic areas of the province. For detailed information on WMU boundaries, go to ontario.ca/hunting.

ENJOY DON'T DESTROY!



STOP ILLEGAL DUMPING

Garbage dumped illegally on public land such as green spaces and campsites is a growing problem that impacts everyone.

If you have any information about this crime, or any other crime, call Crime Stoppers anonymously at **1-800-222-TIPS(8477)**.



Ministry of Natural Resources and Forestry

ServiceOntario

Hunting and fishing licences, as well as a variety of permits, are available at participating ServiceOntario centres.

Please ensure you go to ontario.ca/outdoorscard to find the nearest participating ServiceOntario centre, or call 1-800-387-7011.

Fishing Licences – All Ontario, Canadian and Non-Resident licences and Temporary Outdoors Cards.

Hunting Licences – All Resident licences, Non-Resident licences and Temporary Outdoors Cards, Duplicate licences, Hunter Safety Exam submission, Big Game Draw Application submission, Big Game Tag Transfers, Non-Resident Moose Tag Validation Certificate.

Permits – Non-Resident Big Game Export Permits, Non-Resident Crown Land Camping Permits, Blank Work Permit forms.

Ministry of Natural Resources and Forestry

MNRF Authorized Licence Issuers

Hunting licences are available at licence issuers across the province. For the nearest location visit ontario.ca and search for Hunting and Fishing Licence Issuers.

Specialized services and information are available by:

- **Making an appointment** at a ministry office;
- Calling the Natural Resources Information Centre at 1-800-667-1940
- Visiting us at ontario.ca/mnrf for information on the following:

Export Permits	Crown Land
CITES Permits	Game Preserves

Other Information

Fishing or hunting:

Outdoors Card Centre
1-800-387-7011

General Information:

Natural Resources Information Centre (NRIC)
1-800-667-1940 (TTY) 1-866-686-6072

mnr.nric.mnr@ontario.ca

ontario.ca/mnrf

Report a Bear Problem:

1-866-514-2327 (TTY) 705-945-7641

Report a Resource Violation:

1-877-847-7667

Ministry of Natural Resources and Forestry District Offices

Call for Appointment

To be transferred to local district offices please call 1-800-667-1940

SOUTHERN REGION

Greater Toronto Area/Aurora District

(WMUs 72B, 73 [Durham Region Only] 78, 79)

Aurora MNRF Office: (905) 713-7400

Aylmer District (WMUs 90, 91, 92, 93, 94, 95)

Aylmer MNRF Office: (519) 773-9241

Bancroft District

(WMUs 51, 54, 55A, 56, 57, 60, 61, 62, 63)

Bancroft MNRF Office: (613) 332-3940

Minden MNRF Office: (705) 286-1521

Guelph District (WMUs 80, 85, 86, 87, 88, 89)

Guelph MNRF Office: (519) 826-4955

Vineland MNRF Office: (905) 562-4147

Kemptville District (WMUs 63, 64, 65, 66, 67, 69B)

Kemptville MNRF Office: (613) 258-8204

Midhurst District (WMUs 76, 77, 81, 82, 83, 84)

Midhurst MNRF Office: (705) 725-7500

Owen Sound MNRF Office: (519) 376-3860

Parry Sound District (WMUs 46, 47, 49, 50, 53)

Parry Sound MNRF Office: (705) 746-4201

Bracebridge MNRF Office: (705) 645-8747

Pembroke District (WMUs 48, 55B, 58, 59)

Pembroke MNRF Office: (613) 732-3661

Peterborough District

(WMUs 62, 68, 69A, 70, 71, 72A, 73, 74, 75)

Peterborough MNRF Office: (705) 755-2001

Kingston MNRF Office: (613) 531-5700

NORTHWEST REGION

Dryden District (WMUs 5, 8, 15A)

Dryden MNRF Office: (807) 223-3341

Ignace MNRF Office: (807) 934-2233

Fort Frances District (WMUs 9, 10, 11A, 12)

Fort Frances MNRF Office: (807) 274-5337

Atikokan MNRF Office: (807) 597-6971

Kenora District (WMUs 6, 7)

Kenora MNRF Office: (807) 468-2501

Nipigon District (WMUs 14, 17, 18, 19, 20, 21A)

Geraldton MNRF Office: (807) 854-1030

Nipigon MNRF Office: (807) 887-5000

Red Lake (WMUs 2, 3)

Red Lake MNRF Office: (807) 727-2253

Sioux Lookout District (WMUs 1C, 4, 16A, 16B)

Sioux Lookout MNRF Office: (807) 737-1140

Thunder Bay District (WMUs 11B, 13, 15B, 16C)

Thunder Bay MNRF Office: (807) 475-1471

NORTHEAST REGION

Chapleau District (WMU 31)

Chapleau MNRF Office: (705) 864-1710

Cochrane District (WMUs 1A, 1B, 1D, 25, 26, 27)

Cochrane MNRF Office: (705) 272-4365

Moosonee MNRF Office: (705) 336-2987

Hearst District (WMUs 22, 23, 24)

Hearst MNRF Office: (705) 362-4346

Kapuskasing MNRF Office: (705) 335-6191

Kirkland Lake District (WMU 28)

Kirkland Lake MNRF Office: (705) 568-3222

North Bay District (WMUs 40, 41, 47)

North Bay MNRF Office: (705) 475-5550

Sault Ste. Marie District (WMUs 35, 36, 37, 45)

Sault Ste. Marie MNRF Office: (705) 949-1231

Blind River MNRF Office: (705) 356-2234

Sudbury District (WMUs 38, 39, 42, 43, 44)

Sudbury MNRF Office: (705) 564-7823

Timmins District (WMUs 29, 30)

Timmins MNRF Office: (705) 235-1300

Wawa District (WMUs 21B, 32, 33, 34)

Wawa MNRF Office: (705) 856-2396

Where the word BIG has a whole new meaning...

Get a Free Northwest Ontario Outfitter Guide sent to you!



www.NorthwestOntario.com
1-800-665-7567

ONTARIO
Yours to discover

NorthwestONTARIO
Ontario's Best Kept Secret

Don't Let Ticks Target You.



Protect Yourself From Lyme Disease.

Be prepared: Use bug spray with DEET and wear a long-sleeved shirt tucked into long pants.

Check for ticks: Look for ticks on yourself and your family after being outdoors.

Symptoms may include: Rash, fever, chills, headache, fatigue, muscle/joint aches; problems with your heartbeat, breathing, balance, short-term memory.

If you suspect Lyme disease, seek medical advice early.

Learn more at ontario.ca/lyme

ontario.ca/lyme

GAME ON



Monarch 3 Rifle scope

DESIGNED FOR PRECISION,
PERFORMANCE AND
DURABILITY IN THE FIELD.

Exceptional low-light performance, extraordinary resolution and effortless handling are the requisites of riflescopes built to triumph every minute spent in the field. Count on the uncompromisingly rugged Nikon line-up of Sport Optics to tenaciously pull its weight through a lifetime of the best and the worst of conditions. All Nikon Sport Optics are backed by our Limited Lifetime No-Fault Warranty.*



Laser Rangefinders



Binoculars



Fieldscopes

NEIL'S VENISON BURGER

- 1 lb. Ground Venison (Medium Grind)**
- ½ lb. Ground Pork (Medium Grind)**
- 1 Tsp. each of Salt & Ground Peppercorns**
- 1 Small Onion, Diced**
- 1 Egg, Beaten**
- 1 Tbsp. Worcestershire Sauce**
- 3 Cloves Garlic, Minced**
- 1 Tbsp. Bread Crumbs**

DIRECTIONS

- Mix venison and pork in a large bowl
- Add remaining ingredients and combine
- Cover and refrigerate for one hour
- Form six (1" thick) patties
- Grill four minutes per side (internal temp of 160°F)
- Dress your rich, juicy burgers and enjoy



*For complete details visit: NikonSportOptics.ca



THOUSANDS OF
RESCUES MADE
COUNTLESS
LIVES TOUCHED



GET LOST WHERE YOU WANT TO.
GET FOUND WHEN YOU NEED TO.

The SPOT product family offers peace of mind beyond the boundaries of cellular. Whether you want to check in, alert emergency responders of your GPS location, or monitor your prized possessions, SPOT uses 100% satellite technology to keep you connected to the people and things that matters most.

Learn more and see our latest SPOT Products at FindMeSPOT.ca/OntHunt