


Level 1 (A1.1)

Full Resource Sheets



**24 Level System to
Spanish Fluency®**



WELCOME TO LEVEL A1.1 OF LEARNING SPANISH!

*This level is all about giving you **clear and comprehensive content** so you can start using everyday expressions and basic phrases in Spanish. Through the resources and exercises in this document, you can **improve your skills** and, more importantly, **gain confidence** in the basics of the Spanish language. **Happy learning!***



Your Learning Goals for the Level A1.1

PRAGMATIC COMPETENCE

- Say hello and introduce others
- Give and ask for personal information: name, nationality, address and profession
- Use communication strategies to confirm or correct information
- Introduce and identify others
- Say hello formally and informally
- Give and ask for a phone number

Your Learning Goals for the Level A1.1

LINGUISTIC COMPETENCE

- Spell words out
- Use punctuation
- Distinguish masculine and feminine names and adjectives
- Use personal pronouns
- Use interrogative pronouns in frequently asked questions
- Form the plural of names and adjectives
- Use the possessive adjectives (l)
- Use demonstrative pronouns
- Count from 0 to 10

Your Learning Goals for the Level A1.1

LEXICAL AND SOCIOLINGUISTIC COMPETENCE

- Spanish alphabet
- Punctuation marks
- Nationalities
- Names of the professions
- Cardinal numbers from 0 to 10

Words in Spanish that you didn't know you knew



Right now, you probably think that you have no or little idea about the Spanish language. But, are you sure?

Primera clase de español

(Teoría + actividades - 45 min)

The main objective of this resource is to activate your previous knowledge. You are going to recognize a lot of words, since they are similar to your first language or to another language you already know. Are you ready?



False friends that may cause you some trouble.



It is important for you to notice that there are also words in Spanish that look very similar to words in English (or other languages) but they have a completely different or opposite meaning.

Falsos amigos

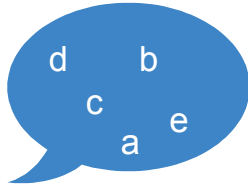
(Teoría - 20 min)

This resource offers words in English and Spanish that look and sound similar but they have a different or opposite meaning. At the end of the resource, you can practice with an interactive activity and you can download the table of words in PDF.



Inglés / English	Español/ Spanish	Lo que nos confunde/ what makes us doubt
Actually	En realidad	Actualmente:nowadays
Agenda	Orden del día	"Agenda: diary"
Apology	Disculpa	"Apología: defense of"
Arena	Estadio	"Arena: sand"

The Spanish alphabet and its pronunciation



The Spanish alphabet is called "*abecedario*" or "*alfabeto*". It consists of 27 letters (22 consonants and 5 vowels). We need to learn it, as it is the basis of the whole language and it will help you when it comes to understanding its speakers and with your pronunciation.

El alfabeto

(Teoría - 20 min)

Tu Escuela de Español offers us this video to learn each letter and its sound. You can learn the Spanish alphabet and the correct pronunciation of each letter quickly and easily with this resource. Ready?



El alfabeto español

(Actividades - 20 min)

Practice the Spanish alphabet with these quick and easy exercises. You will have to unscramble words and to finish, we will play *Hangman*.

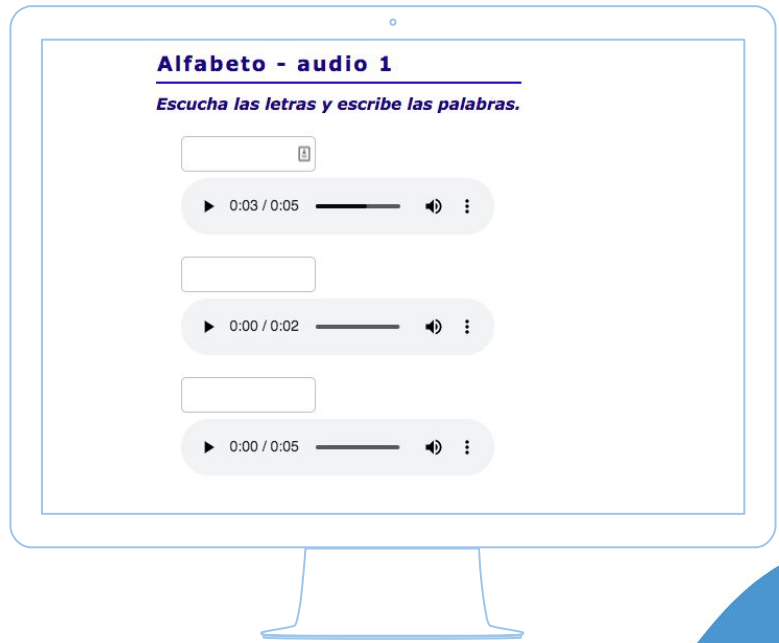


El alfabeto I

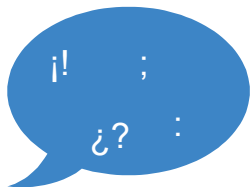
El alfabeto II

(Actividades - 20 min)

Put in practice your listening skills with these two activities. Listen to the letters and write down the words.



Use punctuation marks



Although some people think that punctuation is not important, the truth is that, sometimes, the lack or surplus of some marks can totally change the meaning of a text.

Punctuation is a central part of written language, so it's crucial to learn it to communicate well in Spanish writing.

Let's learn how to use them.

Los signos de puntuación

(Teoría - 15 min)

This video offers the name and use of the punctuation marks in Spanish. Pay attention and take notes.

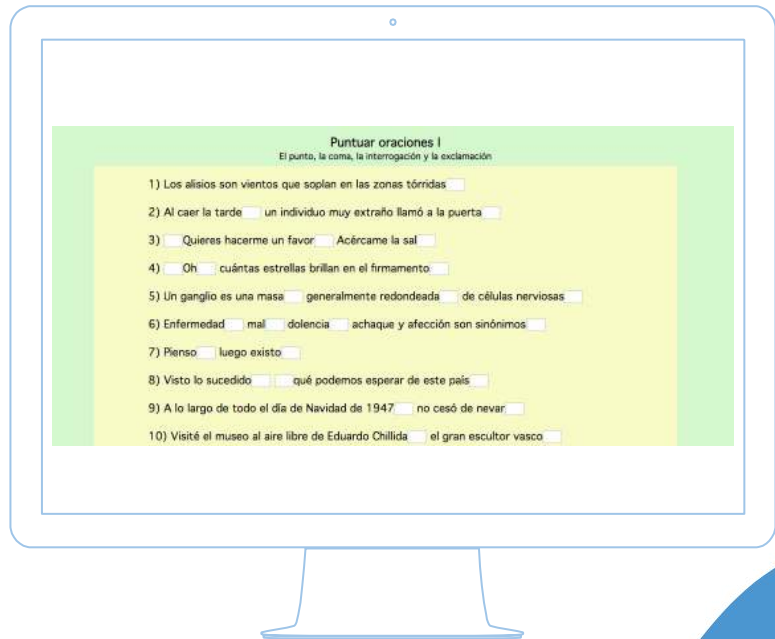
[Here](#) you have the Spanish language punctuation explained in English.



Puntuar oraciones

(Actividades - 15 min)

Practice the Spanish punctuation with this activity. You only have to use the full stop, commas and question marks. Ready?



Greetings and farewells



The greeting is an act of communication performed when you meet someone. They exist in all human cultures and are not quite different from one language to another.

Saludos y despedidas

(Teoría + actividades - 30 min)

Learn how to greet and say goodbye in Spanish with this fantastic resource. Then, complete the interactive activities to practice all you have learned.



How to introduce yourself in Spanish



If you need to introduce yourself in a social situation, you know you have to make eye contact with the other person and offer a culturally appropriate greeting like a handshake or a couple of kisses. But, what do you say in Spanish? Let's answer that question!

Presentaciones

(Teoría - 10 min)

Tio Spanish offers a really great resource for learning how to introduce yourself in Spanish. Take all the notes you need and learn how to introduce and meet other people.



¿Cómo se llama?

(Teoría + actividades - 45 min)

Here you have a great resource to practice how to greet and say goodbye in Spanish, and how to ask someone's name. Moreover, you have a brief introduction to verbs *ser* and *llamarse* and you will learn a little bit about Spanish places and festivals.





Juanjo

Spanish Teacher



Certified Teacher

24 Level System to
Spanish Fluency®



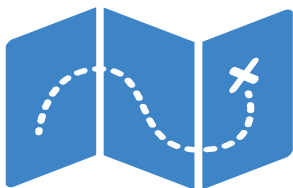
Dear Spanish Learner!

Self-learning with our sheets means you read, listen to audio, watch videos and do all the exercises on your own. But have in mind that the speaking and communication part is missing when learning without a teacher or a speaking partner!

You should add at least 4 hours of general lessons with a native speaker (who follows a syllabus).

**BOOK PRIVATE
LESSONS NOW**

Countries and nationalities



When speaking, you might also need to give or ask for personal details such as nationality. Nationalities can change depending on the gender so it is not only important to know the name of the countries but also how to agree in gender with the person speaking.

¿De dónde eres?

(Teoría - 15 min)

Here you have a great resource to learn how to state your nationality in Spanish and how to ask the nationality of other people. In the following resource, you will learn how to form the adjectives of nationalities.



**How to say where you
are from in Spanish**

Las nacionalidades

(Teoría - 20 min)

This video analyzes how the adjectives of nationalities are formed in Spanish, which always starts with the name of the country. Pay attention to how we talk about a man and a woman, and to the different ways to talk about a single person or several people.



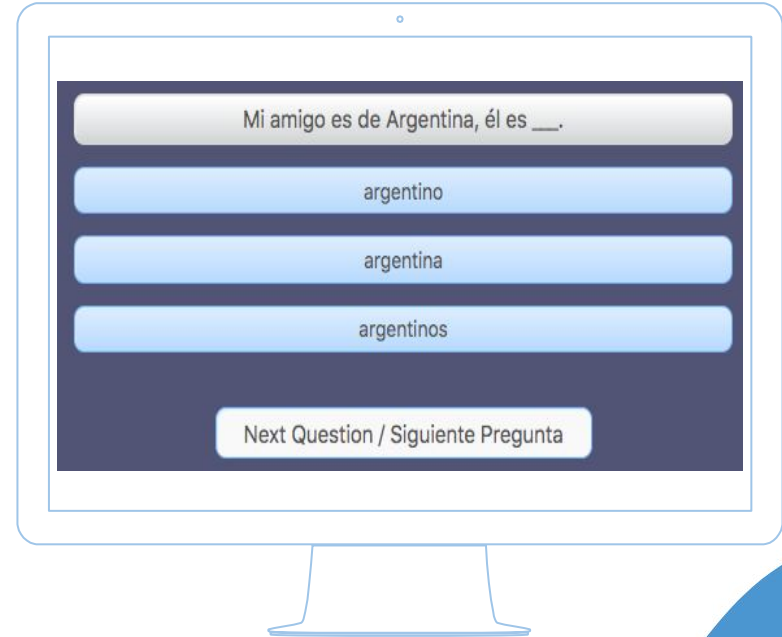
Las nacionalidades I

Las nacionalidades II

Las nacionalidades III

(Actividades - 20 min)

These vocabulary activities are to help you practice all you have learnt about countries and nationalities. Let's do them!



Occupations in Spanish



Talking about occupations is another necessary topic for conversation for any Spanish speaker, so it is essential to learn about it.

Let's go for it!

Las profesiones

(Teoría - 10 min)

Tio Spanish resource will teach you the basic vocabulary related to jobs in Spanish. Let's go!



Las profesiones

(Teoría + actividades - 30 min)


Here you have more vocabulary about jobs and workplaces. Practice with the different activities this page offers and keep learning.

V O C A B U L A R I O

LAS PROFESIONES

			
la actriz el actor	la administrativa el administrativo	la arquitecta el arquitecto	la bombera el bombero
Actúa en películas, series u obras de teatro.	Trabaja en la administración de una empresa.	Diseña los planos de un edificio y ayuda a construirlo.	Apaga fuegos o ayuda en emergencias, como en terremotos.

Give and ask personal information



In this section, you are going to learn how to ask and give personal information, telephone number, profession, age etc; important content to start a basic conversation in Spanish.

Los números del 1 al 10

(Teoría - 10 min)

Woodward Spanish offers really great resources for learning numbers. On this site, you'll find a video to help enhance your learning.



Los números del 1 al 10

(Actividad - 10 min)

This quick exercise allows you to practice your listening skills. You only have to listen and look for the number. It's really easy. Let's go!

Los números 1 - 10

Ejercicios: *escucha y busca el número.*

Las preguntas tardan unos segundos en cargar

1 / 10 siguiente =>

▶ 0:00 / 0:00 ⏸ ⋮

A. ? cuatro

B. ? nueve

C. ? dos

D. ? seis

E. ? ocho

Los números

(Actividad - 10 min)

This exercise consists of listening to the number and writing it down correctly. You can write them in number or in letters. It's better in letters since you can memorize the way we write them.



Información personal

(Teoría + actividades - 45 min)

ProfeDeEle offers us this great resource to learn how to ask and give personal information. Watch the video, take notes and then practice with funny activities.



How to form the present tense of regular verbs



Spanish verbs are either “regular” or “irregular.” In this section, you will learn how to conjugate regular verbs in the present tense. Let’s go!

Presente regular

(Teoría + actividades - 45 min)

Learn how to form the present tense of regular verbs with this excellent resource. You have a video, which clearly explains the form of regular verbs, and then you can practice with the different activities offered.



¿Cuándo comes?

(Actividad - 15 min)

Practice the present tense with this exercise. You have to answer the questions with the correct form of the verbs. Ready?

¿Cuándo comes?
F. J. Villatoro

Contesta las preguntas:

1) ¿A qué hora desayunas? a las siete y media

2) ¿A qué hora comes? a la una y media

3) ¿Cuándo meriendas? a las cinco

4) ¿A qué hora cenas? a las ocho

Verbos regulares

(Actividad - 30 min)

If you don't feel confident with the present tense of regular verbs, continue practicing with these activities.



Gender and number of names and adjectives



In Spanish, names and adjectives have gender (masculine and feminine) and number (singular or plural). In this section, you will learn how to form the feminine of masculine adjectives and rules of concordance you have to follow in sentences.

Masculino y femenino

(Actividades - 30 min)

Here you have a great resource to learn how to form the masculine and feminine of names and adjectives. Watch the video and take all the notes you need. Then practice with the different activities proposed.



Singular y plural

(Teoría - 20 min)

In Spanish, most of the names and adjectives have a singular form that is used to speak of a single thing and a plural form that is used to speak of two or more things.

This video shows you how to form the plural of each of these words. Let's go!



Singular y plural I

Singular y plural II

Singular y plural III

(Actividades - 30 min)

Practice all you have learned about singular and plural with these activities.

Singular - plural 1

Ejercicios: la formación del plural.

RECUERDA: vocal + s : casa = casas
consonante + es : papel = papeles
palabras en -y + es: rey = reyes
palabras en -z (z = c): feliz = felices

niño

sofá

gente



Carmen

Spanish Teacher



Certified Teacher

24 Level System to
Spanish Fluency®



Dear Spanish Learner,

Congratulations on your progress so far! You should be able to pronounce Spanish letters, use punctuation, greet and introduce yourself.

Now it's a good time to improve on your Spanish communication. Add some general Spanish lessons with a native speaker to complete your Spanish skills.

**BOOK PRIVATE
LESSONS NOW**

Using interrogative pronouns in frequently asked questions



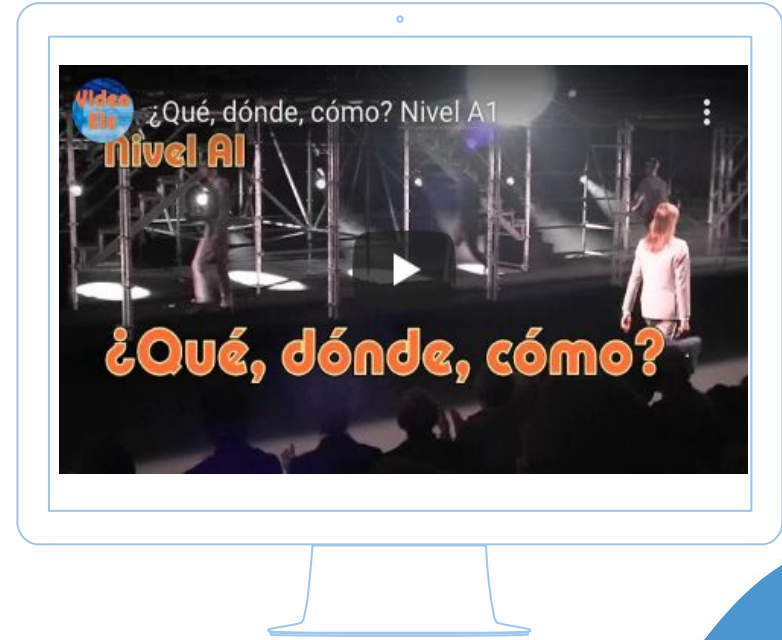
Interrogative pronouns are those pronouns that are used almost exclusively in questions. In this section, you will learn them for asking the name, nationality, job, etc.

¿Cómo te llamas?, ¿dónde vives?...

¿Qué, dónde, cómo?

(Teoría + actividades - 45 min)

This resource will allow you to learn and understand the interrogative pronouns we use for asking personal information. Moreover, you will learn basic Spanish vocabulary. Once you watch the video, practice with the activities proposed.



Información personal

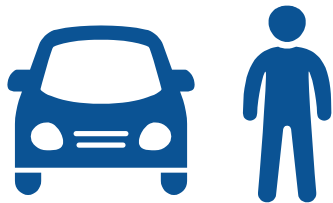
Pronombres interrogativos

(Actividad - 10 min)

This vocabulary name will allow you to review the interrogative pronouns for asking and giving personal information. Let's do it!



Using possessive adjectives



Possessives are important words for conversation. These are the words like yours, mine, theirs and so on. There are a few different forms to learn for each one; masculine, feminine and plurals.

By the end of these tasks, you will have mastered using possessives!

Adjetivos posesivos

(Teoría + actividades - 30 min)

Here you have the theory for possessive adjectives. Take the notes you need and then practice with the exercises proposed.



Using demonstrative pronouns



In this section, we will study the demonstrative pronouns. We use them to identify the noun it refers to.

Spanish has three types of demonstrative pronouns, but in this level we are going to study only the first one.

Pronombres demostrativos

(Teoría + actividades - 30 min)

Here you have the theory for demonstrative pronouns. Take the notes you need and then practice with the exercises proposed. Don't cheat!

HABLEMOS ESPAÑOL!

Teoría
Level 1 (A1.1)

A demonstrative pronoun is used to identify the noun it refers to. Spanish has three types of demonstrative pronouns but in level A1.1 we are going to study those demonstratives used to replace a noun close to the speaker.

	Singular	Plural
Masculine	este	estos
Feminine	esta	estas

Here you have some examples with these forms:

Este ordenador no funciona - This computer doesn't work.

Esta oficina es muy pequeña - This office is very small.

CONGRATULATIONS! You've reached A1.1 level.

DO YOU WANT TO REACH THE NEXT LEVEL?

**HABLEMOS
¡ESPAÑOL!**



Buy the
**next level of the
Resource Sheets**

**GET THE
SHEETS**



Book general **Spanish
lessons online**
(great flexibility)

BOOK NOW



Sign up for the next
2-week online course

SIGN UP



Come to Tenerife and
start your next level on
every Monday!

**BOOK A
COURSE**



© LETSSPEAKSPANISH.COM