



Spectrum WiFi 6 Router
[User Guide](#)

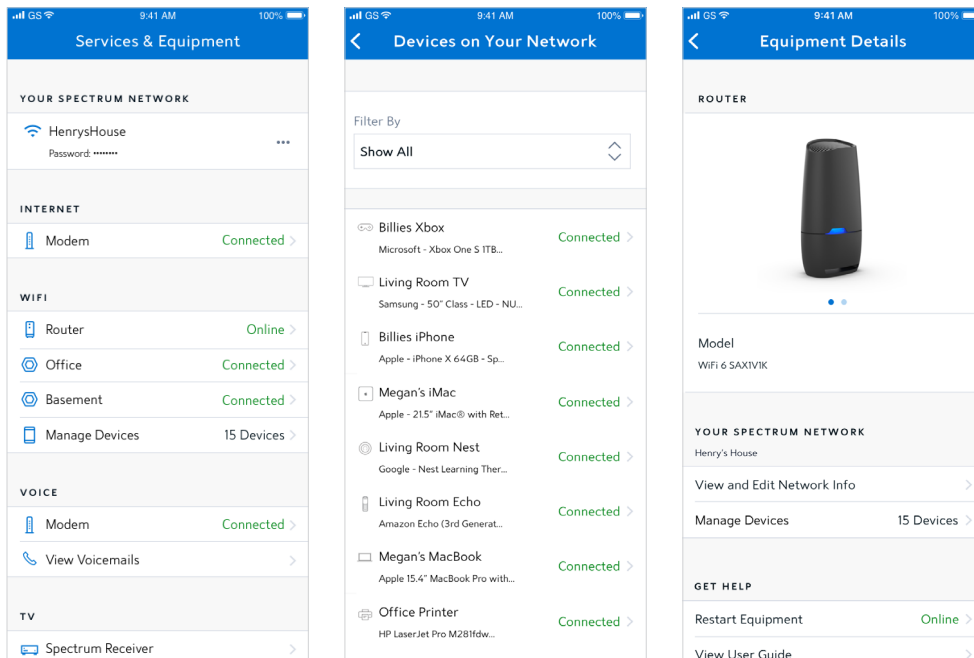


Advanced In-Home WiFi

Advanced In-Home WiFi is included on your Spectrum WiFi 6 router delivering internet, network security and personalization, conveniently managed with the My Spectrum App. Your router will have a QR code on the back label to indicate support of this service.


With Advanced In-Home WiFi, you can:

- Personalize your WiFi network name (SSID) and password
- View and manage devices connected to your WiFi network
- Pause or resume WiFi access for a device, or group of devices, connected to your WiFi network
- Get port forwarding support for improved gaming performance
- Have peace of mind with a secure WiFi network
- Use both wireless and Ethernet connectivity



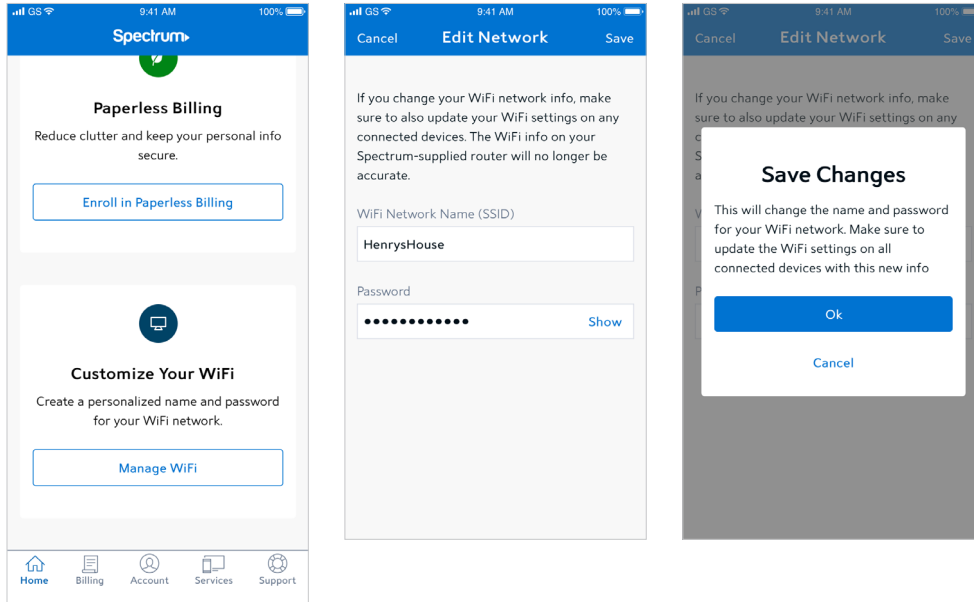
Get Started with My Spectrum App

To get started, download My Spectrum App on Google Play or the App Store. Another method to download My Spectrum App is to scan the QR code on the router label with your smartphone camera, or go to spectrum.net/getapp



Personalize Your WiFi Network Name and Password

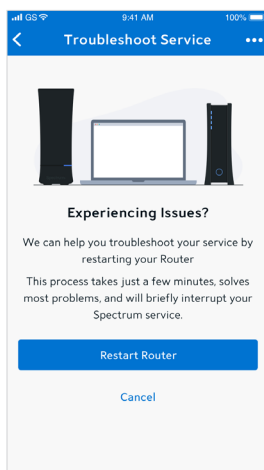
To secure your home network, we recommend creating a unique network name and an alphanumeric password. You can do this in the My Spectrum App or at [Spectrum.net](https://www.spectrum.net)



Troubleshooting Your Internet Service

If you're experiencing slow speeds or if you lose connection to your WiFi network, check the following:

- Distance from the WiFi router: The farther away you are, the weaker the signal will be. Try moving closer.
- Router location: Your router should be placed in a central location for best coverage.

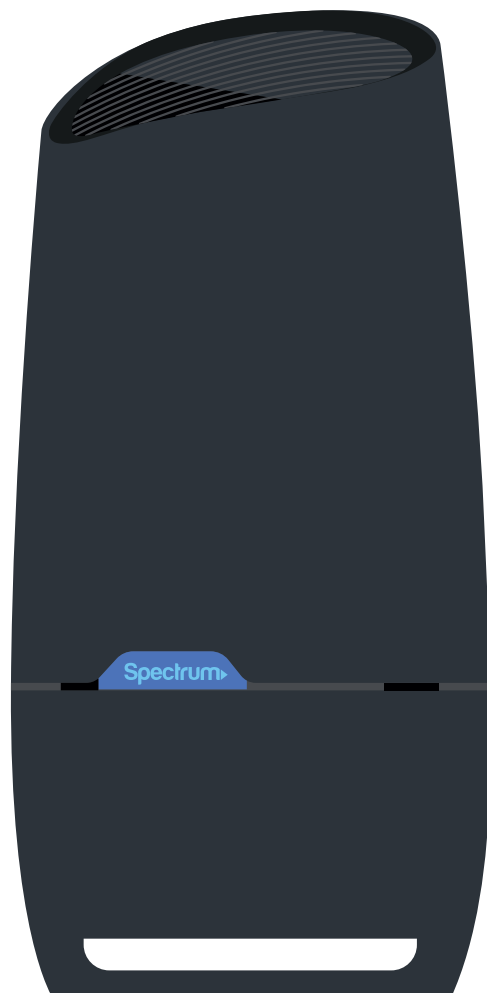


Where to place your router for the best coverage

- Do place in a central location
- Do place on a raised surface
- Do place in an open space
- Don't place in a media center or closet
- Don't place near devices like cordless phones that emit wireless radio signals
- Don't place behind a TV

Spectrum WiFi 6 Router with Advanced In-Home WiFi

The router's front panel features the status LED (light) which indicates the process the router is going through while establishing your home network. LED status light colors:



Status Lights

Off

Device is off

Blue flashing

Device is booting up

Blue pulsing

Connecting to the internet

Blue solid

Connected to the internet

Red pulsing

Connectivity issue (no internet connection)

Red and Blue alternating

Updating firmware (device will automatically restart)

Red and White alternating

Device is overheating

Spectrum WiFi 6 Router with Advanced In-Home WiFi

The router's side panel features:

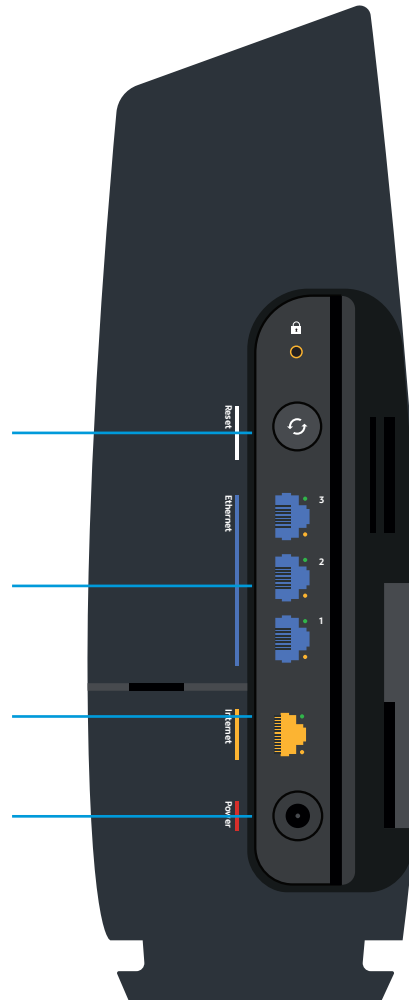
Reboot - Press and hold for 4 - 14 seconds to reboot router.
Your personalized configurations will not be removed.

Factory reset - Press and hold for more than 15 seconds to
reset router to factory default settings.
Warning: Your personalized configurations will be removed.

Ethernet (LAN) port - Connect network cables for local
area network connection e.g. PC, game console, printer.

Internet (WAN) port - Connect network cable to the
modem for wide area network connection.

Power plug - Connect provided power supply to home
outlet power source.



Spectrum WiFi 6 Router with Advanced In-Home WiFi

The router's label callouts:

Serial Number - Serial number of the device

MAC Address - Physical address of the device

QR Code - Used to scan to download the My Spectrum App

Network Name and Password - Used to connect to WiFi network



Spectrum WiFi 6 Router Technical Specs

Features	Benefits
Concurrent 2.4 GHz and 5 GHz frequency bands	Supports existing client devices in the home, and all newer devices using higher frequencies. Provides flexibility in range for WiFi signal to cover the home.
2.4GHz WiFi Radio - 802.11ax 4x4:4 5GHz WiFi Radio - 802.11ax 4x4:4	<ul style="list-style-type: none"> • More data per packet transition provides higher throughput and increased range improving experience, especially in client dense environments • Delivers higher data rates and bandwidth for the 2.4 GHz and 5 GHz frequencies • Client steering - optimizes client device connectivity to best frequency band, channel, and access point. Prevents client devices from "sticking" to a specific band. • Band steering with multiple access points
Bandwidths	2.4GHz - 20/40MHz 5GHz - 20/40/80/160
802.11ax WiFi 6 chipsets with higher processing power	Supports consistent performance where there is a higher density of WiFi devices connecting to the network. Powerful chips encode/decode signals allowing better network and device management.
Industry-standard security (WPA2 personal)	Supports the industry security standard to protect devices on the WiFi network.
Three GigE LAN ports	Connect stationary computers, game consoles, printers, media sources and other devices on the private network for high-speed service.
More specs	<ul style="list-style-type: none"> • Fan to provide optimum temperature regulating and stability • Ethernet standard: 10/100/1000 • IPv4 and IPv6 support • Power supply: 12VDC/3A – provides power management • Wall mounting bracket • Dimensions: 10.27" x 5" x 3.42"

Need Help or Have Questions?

We're here for you. To learn more about your services or get support, visit spectrum.net/support or call us at **(855) 632-7020**.