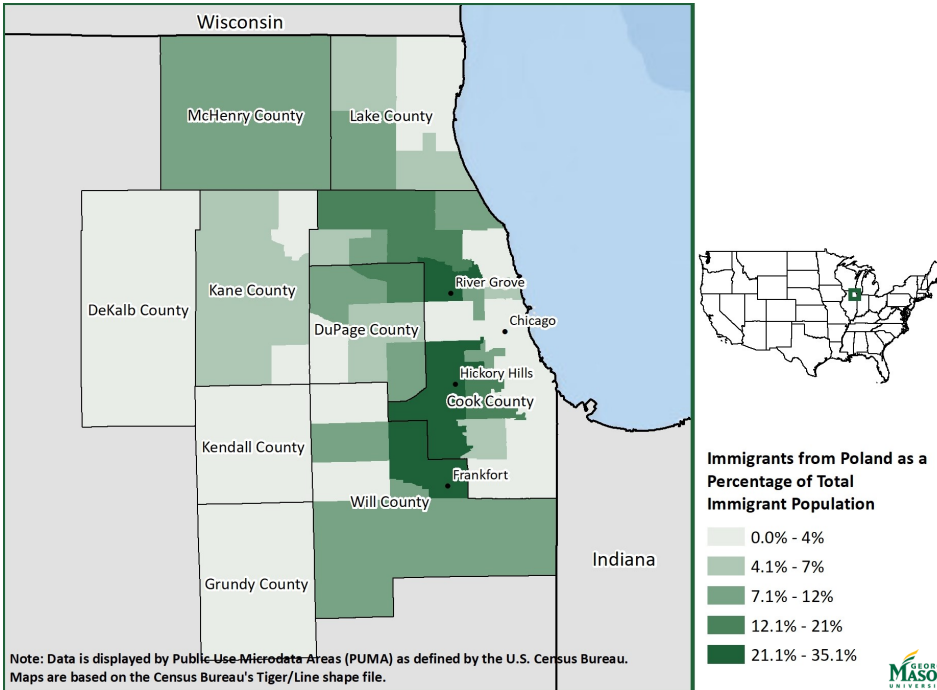


## Immigrants from Poland in the Chicago, IL Metropolitan Area

**Figure 1. Immigrants from Poland in the Chicago Metro Area**



### 2017 NUMBERS AT A GLANCE

- **43,079,900:** Approximate number of immigrants<sup>1</sup> living in the U.S. (13% of the population)
- **1,802,400:** Approximate number of immigrants living in Illinois (14% of the state's population)
- **429,100:** Approximate number of immigrants from Poland in the U.S. (1% of the immigrant population)
- **134,500:** Approximate number of immigrants from Poland living in the Chicago Metropolitan Area<sup>2</sup> (8% of the area's immigrant population)
- **1st:** The state of Illinois is home to the largest share of immigrants from Poland living in the U.S. (32% of Polish population in the U.S.)

### Distribution of Immigrants in the Chicago Metropolitan Area

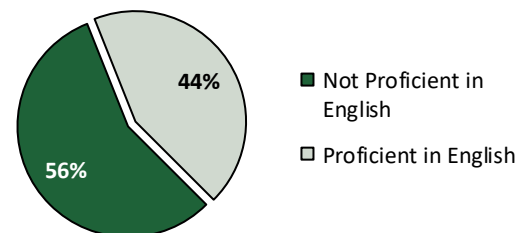
Figure 1 shows where immigrants from Poland live in the Chicago, IL metropolitan area. Cook County, DuPage County, and McHenry County have the largest shares of immigrants from Poland. For example, approximately one in three immigrants in and around the city of Hickory Hills, IL are immigrants from Poland. The counties with the smallest shares of immigrants from Poland are Grundy, Kane, and DeKalb Counties. An overwhelming majority of immigrants from Poland in Illinois (98 percent) live in the Chicago metro area.

### English Proficiency

Figure 2 indicates that less than half of the immigrants from Poland in the Chicago metro area are proficient in English (speak only English or speak English very well).

**Figure 2. English Proficiency Among Polish Immigrants**  
Age 5+

The Chicago Metro Area,  
Excluding Indiana and Wisconsin  
(Est. Pop. = 134,428)



All analysis in this fact sheet is based on source data from the U.S. Census Bureau American Community Survey, 2013-2017 distributed through IPUMS-USA, University of Minnesota, [www.ipums.org](http://www.ipums.org), unless otherwise noted.

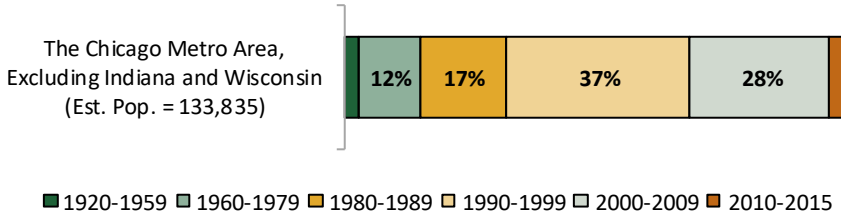
<sup>1</sup>Please note that the terms "immigrant" and "foreign born" are used interchangeably throughout this fact sheet. Foreign born refers to individuals who are not a U.S. citizen at birth or who were born outside the U.S., Puerto Rico or other U.S. territories and whose parents are not U.S. citizens. The foreign born may include naturalized U.S. citizens, Legal Permanent Residents, temporary residents, refugees and asylees, and others. Additionally, native born includes those who are U.S. citizens at birth, those born in the United States, Puerto Rico, or other U.S. territories, and those born abroad to a parent who is a U.S. citizen.

<sup>2</sup>The Chicago metropolitan area excluding metropolitan regions in Wisconsin and Indiana

<sup>3</sup>Immigrant population estimates between 1950 and 2017 for the state of Illinois and the Chicago metropolitan area were estimated separately due to data limitations. Metropolitan information was measured differently prior to 2005, and as such, we are unable to provide population estimates for the Chicago metropolitan area prior to the year 2005. To account for this, we include population estimates for the state of Illinois and the Chicago metro area.

## Immigrants from Poland in the Chicago, IL Metropolitan Area

**Figure 3. Year of Immigration Among Polish Immigrants, 1920—2015**



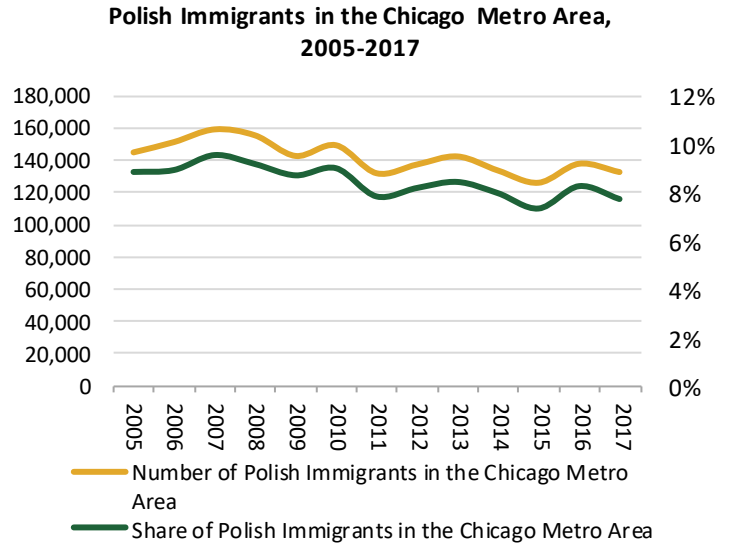
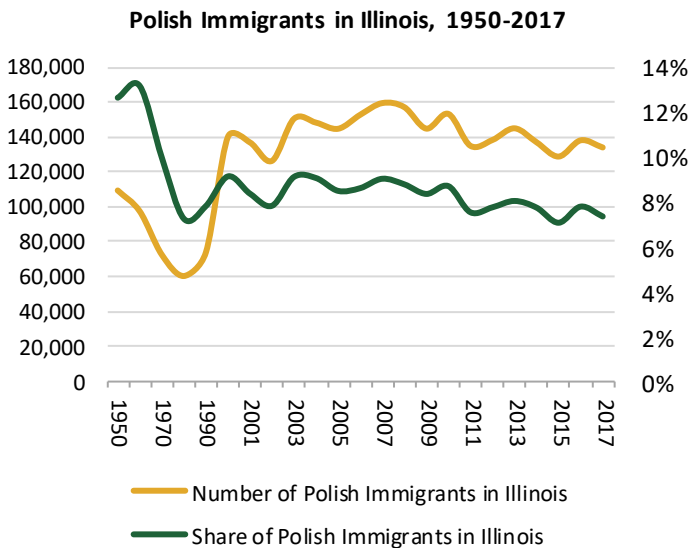
### Year of Immigration

Figure 3 shows that almost 70 percent of immigrants from Poland in the Chicago metro area reported arriving in the United States prior to the year 2000. The median year of immigration for immigrants from Poland in the Chicago metro area is 1994.

### Polish Immigrant Population<sup>3</sup>

Figure 4 depicts the shares of immigrants from Poland in Illinois and the Chicago metro area. The share of immigrants from Poland in the United States significantly decreased between 1960 and 1990, then climbed to 9 percent in 2000 where it fluctuated between 8 and 9 percent. It has declined slightly since 2010. With regards to the Chicago metro area, the percent of immigrants from Poland has gradually declined from 10 percent in 2007 to 8 percent in 2017. In Chicago and Illinois, since 2007, the share of Polish immigrants has declined by 16 percent, at a rate of 1.6-1.7 percent each year.

**Figure 4. Polish Immigrant Population in Illinois and the Chicago Metro Area**



Source: U.S. Census Bureau. United States, 1850-2017. ipums.org extract (the nativity variable was used for 1960 and 1970 and the citizen variable was used for all other years).

Source: U.S. Census Bureau. United States, 1850-2017. ipums.org extract. The met2013 variable was used for this portion of the analysis.

### ABOUT THE INSTITUTE FOR IMMIGRATION RESEARCH

The IIR works to refocus the immigration conversation among academics, policy-makers and the public, including the business community and media, by producing and disseminating unbiased and objective, interdisciplinary academic research related to immigrants and immigration to the United States. The Institute for Immigration Research is a joint venture between George Mason University and the Immigrant Learning Center, Inc. (ILC) of Massachusetts. To learn more about the Institute for Immigration Research call (703) 993-5833, email [iir@gmu.edu](mailto:iir@gmu.edu), or visit us online at [iir.gmu.edu](http://iir.gmu.edu).