

Your

MANUAL PHOTOGRAPHY CHEAT SHEETS

BY THEGLOBALWIZARDS.COM

Hello there!

Welcome to our manual photography cheat sheets guide. You being here, means you've decided to take your photography to the next level!

I'm Heleen, the creator of theglobalwizards.com. Travel and photography are my passions. And I love to teach others how they can take better pictures.

Shooting in manual can feel overwhelming in the beginning. There is a lot you need to consider before you achieve the picture you want. I hope these free cheat sheets make the process a bit easier for you.

Love,
Heleen



MANUAL PHOTOGRAPHY TERMINOLOGY CHEAT SHEET

THE GLOBAL WIZARDS

APERTURE

Controls the amount of light that gets in. Measured in F-stops (F2.8, ...).

BLUE HOUR

The hour before sunrise and the hour after sunset.

BOKEH

The out-of-focus (blurred) parts behind the subject, taken with low aperture.

COMPOSITION

Placement of the elements in a photo and how they relate to each other.

DEPTH OF FIELD

How much of your picture is in focus (sharp)

DSLR

Digital Standard Lens Reflex, camera with mirror between lens and sensor.

EXPOSURE TRIANGLE

Exposure elements: ISO, aperture and shutter speed

F-STOP

The focal ratio or the aperture setting. Lower F-stop means more depth of field.

FILTER

Something you place in front of your lens to change the light that comes in.

FLASH

A quick burst of light to create extra light to the scene. Can be attached to DSLR.

FOCAL LENGTH

Distance between camera sensor and lens glass in mm (35mm, ...)

GOLDEN HOUR

The hour after sunrise and the hour before sunset.

ISO

Light sensitivity of your sensor. High ISO number is more light but more noise.

LENS

Is attached to the camera body. Have different focal lengths and F-stops.

MIRRORLESS CAMERA

Type of camera that works without a mirror.

MODE

Method of operation: manual, aperture, shutter speed, automatic, ...

NOISE

Specks found in images caused by higher ISO number (a.k.a. grain).

RAW

Larger file format that has more data. Better for post-editing.

REMOTE

Tool to activate the shutter of your camera from a distance.

RULE OF THIRDS

Composition guide, based on the intersections of 9 squares..

SENSOR

Part of your camera that catches the light and turns it into an image.

SHUTTER SPEED

How long light hits the sensor (in seconds).

TRIPOD

A three-legged stand for supporting a camera.

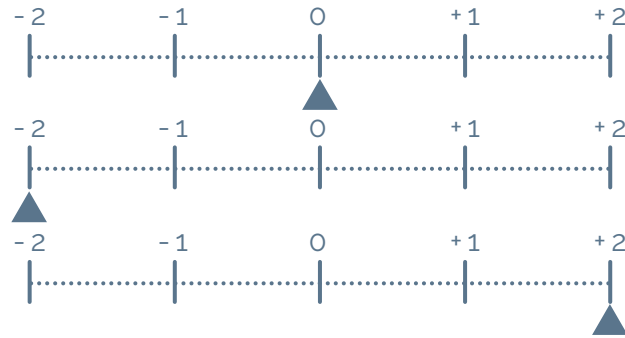
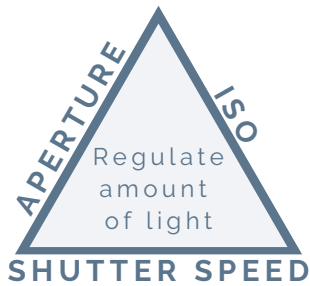
WHITE BALANCE

Used to correct the colour temperature.

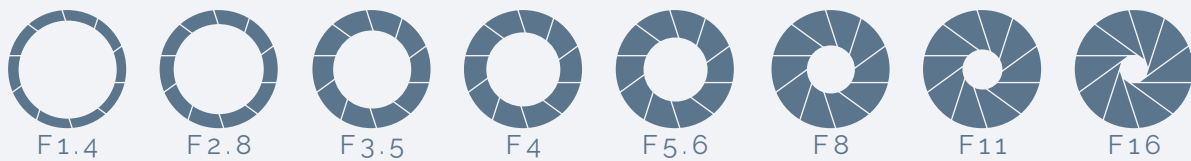
MANUAL PHOTOGRAPHY SETTINGS CHEAT SHEET

THE GLOBAL WIZARDS

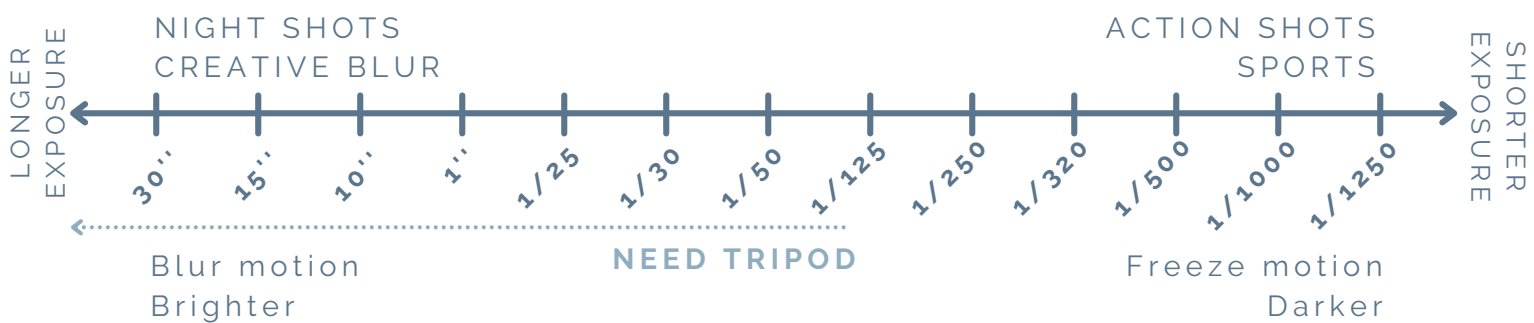
EXPOSURE



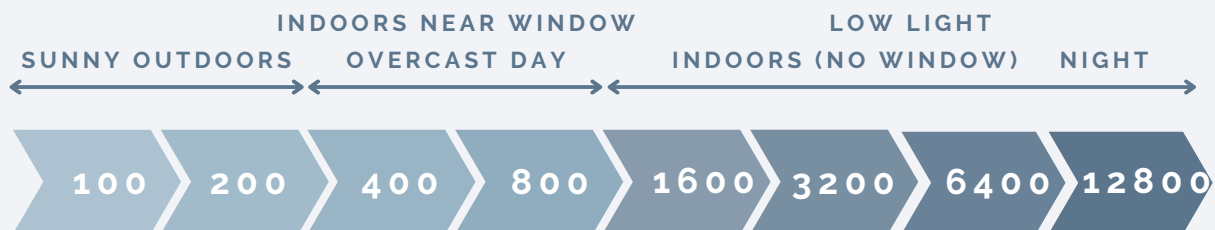
APERTURE (A)



SHUTTER SPEED (S)



ISO



Low sensitivity to light
Higher quality (smooth)

High sensitivity to light
Lower quality (more noise)