

Replacement Battery Selection Guide

Passenger Cars and SUV's



Year Make and Model Recommended Replacement Alternative Technology

 ABARTH				
2014>	Abarth 500 All	621		SMF
 ALFA ROMEO				
1978-83	Alfetta Sedan, Exec, GTTV2000, Giulietta	621	639	SMF
1981-83	2.0 GTV Sprint and Export Models	621	639	SMF
1981-83	Alfetta Automatic	622	638	SMF
1981-87	2.5 GTV 6, Alfa 6 and 3, OL and GTV 6	647	646	SMF
1982-85	Alfa GTV 6	638		SMF
1983-85	Alfa 33	639	621	SMF
1983-85	Alfetta 1591, Sprint MK3	621	639	SMF
1983-85	Alfa 33 Ti with A/C, Giulietta Gold and Silver	646	652	SMF
1993>	33 and 155, 164TS Super, 3 OL V6 and 164 Quad	647		SMF
1993>	GTV, Spider	652	651	SMF
1995>	Quad 145. 2.0 Twin, 146, Sport 155, 155V6 and 164 Quad, Fort	628	652	SMF
1998>	156-2.0, 2.5 V6, Sportwagen	646	652	SMF
2000>	147-1.6, 2.0 Selespeed	646	651	SMF
2000>	166 V6 3.0 sportronic, GTV	668		SMF
2004>2006	All Models including Diesels	646	651	SMF
2007>	Alfa 147 all Models	646		SMF
2007>	Alfa 159 all Models	668		SMF
2007>	Alfa Brera all Models	668		SMF
2007>	Alfa GT all Models	668		SMF
2007>	Alfa Spider all Models	668		SMF
2010>	Alfa Mito 1.3	646		SMF
2011>	Alfa Mito 1.3	646		SMF
2011>	Guiletta	646		SMF
 ASIA				
1996	Rocsta Petrol	621	639	SMF
1996	Rocsta Diesel	650	652	SMF

Replacement Battery Selection Guide

Passenger Cars and SUV's

Year Make and Model Recommended Replacement Alternative Technology


 ASTON MARTIN				
2007>	Aston Martin DB9 Coupé			
2007>	Aston Martin DB9 Volante			
2007>	Aston Martin Vanquish S			
2007>	Aston Martin Vantage			
2007>	Aston Martin Vantage Sportshift			
2007>	Aston Martin Vantage Roadster			
2007>	Aston Martin Vantage Roadster S'shift			
2010>	Aston Martin All Models	658		AGM
 AUDI				
1981-94	All Audi Models 100, 200, 500, 500E, 500SE	647	661	SMF
1995-99	All Models A4, A6, A8, Quattro's, Coupe's and Cabrio's	652	661	SMF
1997-	A3 1.8 and 1.8 Turbo, S3	646	658	SMF
2000-	All Models A4, A6, A8, Quattro's, Coupe's and Cabrio's	652	652	SMF
2001-	TT	646	658	SMF
2004>	TT Roadster	646	651	SMF
2004-	All Mdels including Diesels	646		SMF
2007>	Audi A3 all Models	652	658	SMF
2007>	Audi A3 Sportback all Models	652	668	SMF
2007>	Audi A4 all Models	652		SMF
2007>	Audi A4 Cabrio all Models	652		SMF
2007>	Audi A6 all Models	658		SMF
2007>	Audi A8 all Models	658		SMF
2007>	Audi Q7 all Models	658		SMF
2007>	Audi RS4 all Models	658		SMF
2007>	Audi S3 Quattro	646		SMF
2007>	Audi S6 Quattro Tiptronic	658		SMF
2007>	Audi S8 Quattro Tiptronic	652		SMF
2007>	Audi TT Coupé all Models	646		SMF
2007>	Audi TT Roadster all Models	646		SMF
2007>	Audi R8 FSI all Models	668		SMF


Battery registration recommended by manufacturer 2009>

Replacement Battery Selection Guide

Passenger Cars and SUV's

Year Make and Model Recommended Replacement Alternative Technology


 AUDI				
2009>	Q7 All	658		AGM
2010>	A5 Sports Back	668		SMF
2010>	A5 Coupe	668		SMF
2010>	A5 Cabrio	668		SMF
2010>	R 8	658		SMF
2010>	Q5	658		SMF
2010>	Q3	652		SMF
2010>	A1 All	652		AGM
2011>	A8	658		AGM
2011>	Q3 All	652	668	AGM
2012>	A3 All	652	668	AGM
2012>	A4 1.8	652	668	SSM
2012>	A4 All Diesel models	668	658	AGM
2012>	Q5 2L Petrol	668	658	SMF
2012>	Q5 All Diesel and 3L Petrol	668	658	AGM
2012>	A5 2L Petrol	652	668	SSM
2012>	A5 Diesel and 3L Petrol	658		AGM
2013>	A6 All	658		AGM
2012>	A7	658		AGM

 BENTLEY				
1967-85	All Models	650		SMF
	Turbo Models	621	639	SMF
	Some Models	658		SMF
2010>	Bentley Arnage	658		SMF
2010>	Bentley Azure	658		SMF
2010>	Bentley Brooklands	658		SMF
2010>	Bentley Continental Flying Spur	658		SMF
2010>	Bentley Continental	658		SMF
2012>	Bentley All	1x 636+658		AGM

Replacement Battery Selection Guide

Passenger Cars and SUV's


Year Make and Model Recommended Replacement Alternative Technology

 BMW				
1974-81	525, 528, 530, 535	646	652	SMF
1974-89	All 5 & 7 Series incl 635, 635 CSI	652		SMF
1977-80	3,0L	639	621	SMF
1983-91	316, 318 (E30)	628	652	SMF
1983-91	All Models 316i, 318, 320i, 323i, 325i (BU86&87)	651	652	SMF
1988 >	7 Series (E32)	654		SMF
1990 >	5 Series (E34)	651		SMF
1990 >	535 only	654		SMF
1991-98	3 Series (E36)	651		SMF
1991-98	325TDS (Diesel)	654	658	SMF
1991-98	8 Series (E31)	2 x 651		SMF
1997-99	Z3 Roadster	652	654	SMF
1998>	E46 318i, 320i Standard Electrics	667	652	SMF
1998>	E46 318i, 320i with Elec Accessories	667	652	SMF
1998>	E46 325i, 328i	668	652	SMF
1999>	E46 320D & 330D	668	652	SMF
1999>	Z3 Roadster	652	658	SMF
2000	525i, 530i, 530D, 540, M5	668	652	SMF
2001>	X5	668	652	SMF
2001>	735i, 740i, 750iL	Import	agents only	SMF
2001>	E46 330i	668	652	SMF
2002>	MINI, MINI COOPER & S	628	646	SMF
2004>	X5	658	659	SMF
2004>	E90 3 Series	Import	652	SMF
2004>	E90 320i, 320 Diesel	658		SMF
2004>	E90, 325i, 330i	Import	658	SMF
2004>	5 Series All Models	Import	658	SMF
2005>	X 3	652		SMF
2007>	BMW 116i 5-dr	646		SMF
2007>	BMW 118i all Models	652		SMF
2007>	BMW 120d all Diesel Models	652		SMF
2007>	BMW 120i all Petrol Models	652		SMF
2007>	BMW 130i all Petrol Models	652		SMF

Replacement Battery Selection Guide

Passenger Cars and SUV's

Year Make and Model Recommended Replacement Alternative Technology

 BMW				
2007>	BMW 120d and 135i Coupe	652		SMF
2007>	BMW 320d all Diesel Models	658		SMF
2007>	BMW 320i all Petrol Models	658		SMF
2007>	BMW 323i all Models	658		SMF
2007>	BMW 330d all Diesel Models	658		SMF
2007>	BMW 330i and 335i and Steptronic	658		SMF
2007>	BMW 320i Coupé and Coupe Steptronic all Models	658		SMF
2007>	BMW 325i / 335i Coupe and Coupé Steptronic	658		SMF
2007>	BMW 330i /335i Convertible and Convertible Steptronic	658	668	SMF
2007>	BMW 523i / 523i / 525i / 530d / 530i / 550i and Steptronic all Models	658	668	SMF
2007>	BMW 650i Convertible and Coupe all Models	658	668	SMF
2007>	BMW 730d 740i / 750i / 750Li / 760i / 760 Li all Models	658	668	SMF
2007>	BMW M3	658	668	SMF
2007>	BMW M5 SMG*	658	668	SMF
2007>	BMW M6 Convertible SMG* and SMG	658	668	SMF
2007>	BMW x 3 and Steptronic all Models	652		SMF
2007>	BMW X5 and Steptronic all Models	658	668	SMF
2007>	BMW Z4 / Z4M / Coupe and Steptronic all Models	669		SMF
	BMW X3 20D	658		SMF
NB !! Battery registration recommended by manufacturer, All models 2010>				
2010>	BMW X1	668		SMF
2010>	BMW X6	658		SMF
2011>	BMW X6 4.0D	658		SMF
2011>	BMW 116&118	668		SMF
2011>	BMW 120D	668		SMF
2012>	1 Series All	668		AGM
2012>	X1 All	658		SSM
2012 >	3 Series stop start models to take AGM			SMF
	3 Series Petrol models	668	658	SMF
	3 Series Diesel All	658		AGM
2011>	Z4 All	668		AGM
2011>	X3 Petrol models All	658		SSM
	X3 Diesel models All	658		AGM

Replacement Battery Selection Guide

Passenger Cars and SUV's

Year Make and Model Recommended Replacement Alternative Technology

 BMW				
2010 >	5 Series All	658		SSM
2012 >	M5	658		AGM
2010 >	X5 All	658		AGM
2012 >	X6	658		AGM
2010>	7 series	658		AGM
2012>	750	658		AGM
2011>	640 and 650	658		AGM
 CADILLAC				
2000-06	Seville STS	652		SMF
2007>	Cadillac BLS all Models	652		SMF
2007>	SRX 3.6 v6 AT	652		SMF
2010>	Cadillac BLS	651	652	SMF
2010>	Cadillac CTS	651	652	SMF
2010>	Cadillac STS	651	652	SMF
2010>	Cadillac SRX	651	652	SMF
 CHANA				
2007>	Chana Star Club Cab and Panel Van all Models	631		SMF
2010>	Chana Rainbow all Models	631		SMF
2010>	Chana Star	616		SMF
2010>	Chana Benni	616		SMF
2010>	Chana Maxi	616		SMF
2011>	Chana Rainbow	616		SMF
 CHERY				
2010>	Chery QQ3	630		SMF
2010>	Chery J1	646		SMF
2010>	Chery J5	646		SMF
2011>	Chery Tiggo	622	638	SMF
2014>	Chery J2	646		SMF

Replacement Battery Selection Guide

Passenger Cars and SUV's

Year	Make and Model	Recommended Replacement	Alternative	Technology
------	----------------	-------------------------	-------------	------------


 CHEVROLET				
Year	Make and Model	Recommended Replacement	Alternative	Technology
1979-80	Rekord & Commodore	622	638	SMF
	Senator	628	622	SMF
1995	Corvette C4/C5	621	646	SMF
2000>	Lumina	638	646	SMF
2002>	Lumina SS	Import 75-60		SMF
2002>	Aveo, Optra	646	638	SMF
2002>	Vivant	646	638	SMF
2002>	Spark		630	SMF
2004>	Lumina	622	621	SMF
2007-09	Chevrolet Aveo all Models	615	618	SMF
2007-09	Chevrolet Captiva all Models	639	638	SMF
2007-09	Chevrolet Lumina all Models	638		SMF
2007-09	Chevrolet Optra all Models	639		SMF
2007-09	Chevrolet Spark all Models	615		SMF
2007>	Chevrolet Ute SS all Models	638		SMF
2010>	Chevrolet Spark	615		SMF
2010>	Chevrolet Aveo	618		SMF
2010>	Chevrolet Cruze	651	652	SMF
2010>	Chevrolet Captiva Petrol/Diesel	646	652	SMF
2010>	Chevrolet Lumina UTE	646	652	SMF
2011>	Chevrolet Sonic 1.3&1.4&1.6	628	646	SMF
2011>	Chevrolet Sonic 1.3&1.4&1.6	628	646	SMF
2011>	Chevrolet Sonic1.4 RS	646		SMF
2012	Chevrolet Cruise All Models	668		SMF
2012	Chevrolet Spark 1.2	612	628	SMF
2012>	Chevrolet Captiva 2.2D			SMF
2012>	Chevrolet Trailblazer 2.8D	658		SMF

 CHRYSLER				
Year	Make and Model	Recommended Replacement	Alternative	Technology
1997 >	Neon	612	619	SMF
	Jeep Laredo	654	658	SMF
1997 >	Voyager	652		SMF

Replacement Battery Selection Guide

Passenger Cars and SUV's

Year	Make and Model	Recommended Replacement	Alternative	Technology
------	----------------	-------------------------	-------------	------------


 CHRYSLER				
Year	Make and Model	Recommended Replacement	Alternative	Technology
1997 >	Jeep Wrangler	622	638	SMF
1997 >	Cherokee Petrol	622	638	SMF
1997 >	Cherokee Diesel	651	652	SMF
1997 >	Grand Cherokee	657		SMF
2000 >	PT Cruiser	612	646	SMF
2000 >	Voyager	651	652	SMF
2002>	Grand Cherokee Diesel	658		SMF
2004>	CrossFire	651		SMF
2007>	Chrysler 300C Hemi* / V6 / STR / V6 Roadster	668		SMF
2007>	Chrysler PT Cruiser 2,4 Classic / LTD / Cabrio all Models	646		SMF
2007>	Chrysler Sebring Limited and Touring	638		SMF
2007>	Chrysler 300C all Models	652		SMF
2010>	Chrysler Grand Voyager	668		SMF
2012>	Chrysler 300D	658		SMF


 CITROËN				
Year	Make and Model	Recommended Replacement	Alternative	Technology
1961-81	All Models ID&DS19, DS20, DS21& Pallas	622	638	SMF
1973-80	All Models GS2200, Special, x 2 & Le Mans	631		SMF
2001>	Xsara, C5 2.0, 3.0	646	652	SMF
2001>	Xsara 1.6 + Picasso 1.6 + 1.8	628	646	SMF
2001>	Xsara & Picasso 1.6, 1.8, 2.0	646		SMF
2002>	C2, C3	612	628	SMF
2004>	Berlingo Multispace	628	646	SMF
2005>	C4	628	646	SMF
2007>	Citroën Berlingo 1,4 and 1.9D panel van	628	646	SMF
2007>	Citroën C1 1all Models	618		SMF
2007>	Citroën C2 all Models	612	628	SMF
2007>	Citroën C3 all Models	612	628	SMF
2007>	Citroën C3 Pluriel 1,4i	612	628	SMF
2007>	Citroën C3 Pluriel 1,6i Sensodrive*	612	628	SMF
2007>	Citroën C4 all Models	628	646	SMF
2007>	Citroën C5 2,0 all Models	646 Euro top	652	SMF

Replacement Battery Selection Guide

Passenger Cars and SUV's

Year Make and Model Recommended Replacement Alternative Technology

 CITROËN				
2010>	Citroën C3 Picasso	646 Euro top		SMF
2010>	Citroën C4	652		SMF
2010>	Citroën C4 Picasso	652		SMF
2010>	Citroën C5	652		SMF
2011>	DS4 All	646 Euro lid	651	SMF
2012>	DS3 1.6 THP	646 Euro lid	651	SMF
2012>	C4	646 Euro lid	651	SMF
2014	C4Aircross HDI	650S		SMF

 DAIHATSU				
1997 >	Cuore, Feroza	615	630	SMF
1997 >	Rocky	674		SMF
1997 >	Delta	675		SMF
1997>	Gran Move	615		SMF
1998 >	Sirion & YRV	615		SMF
1998 >	Terios	630		SMF
2000 >	YRV, SUV	615		SMF
2007>	Daihatsu Charade all Models	615		SMF
2007>	Daihatsu Copen	615		SMF
2007>	Daihatsu Materia all Models	615		SMF
2007>	Daihatsu Sirion all Models	615		SMF
2007>	Daihatsu Terios all Models	615		SMF
2007>	Materia	615		SMF


 DAIMLER				
2000 >	8LWB & Super 8	658		SMF


 DODGE				
2007>	Dodge Nitro all Models	643	638	SMF
2007>	Caliber 1.8, 2.0, 2.4, all Models	643	638	SMF
2010>	Dodge Journey	638		SMF


Replacement Battery Selection Guide

Passenger Cars and SUV's

Year Make and Model Recommended Replacement Alternative Technology

 FAW				
2014	FAW V2	631		SMF
2014	FAW Sirius	631		SMF


 FERRARI				
1999 >	F512M	652		SMF
1999 >	360 Modena, 550 Maranello, 456 GT	657		SMF
2007>	550 Maranello, 456 GT	652		SMF
2007>	Ferrari 599 GTB all Models	652		SMF
2007>	Ferrari 612 Scaglietti	652		SMF
2007>	Ferrari F430 all Models	652		SMF
2007>	Ferrari F430 Spider all Models	652		SMF
2010>	Ferrari California	652		SMF
2012>	Ferrari California	658		AGM
2012>	Ferrari 458 All	652		AGM
2012>	Ferrari F7 and F12	658		AGM

 FIAT				
1990 >	Uno All Models	618	618	SMF
1999 >	Palio, Siena	612		SMF
2000 >	Uno Mia	618	618/9	SMF
2000-06	Palio, Siena-1.2, 1.6, Weekend, Seicento	612		SMF
2003-06	Stilo 1.9 Diesel and Petrol	646	612	SMF
2003 >	Multipla, Doblo	646		SMF
2004 >	Sceicento	618		SMF
2005 >	Panda	612	646	SMF
2005 >	Punto	612		SMF
2007>	Fiat Palio II all Models	618	612	SMF
2007>	Fiat Panda all Models	618	612	SMF
2007>	Fiat Grande Punto all Models	646	612	SMF
2007>	Fiat Bravo all Models	646	612	SMF
2007>	Fiat Strada all Models	618	612	SMF

Replacement Battery Selection Guide

Passenger Cars and SUV's

Year Make and Model Recommended Replacement Alternative Technology

 FIAT				
2007>	Fiat Strada X-Space and Adventure	618	612	SMF
2007>	Fiat Uno panel van	618	612	SMF
2007>	Fiat Ducato Vetrato / 10 / 11,5 / 13 all Models	658		SMF
2007>	All Stilo variants	646		SMF
2007>	Fiat 500	612		SMF
2007>	Croma 2.2 Dynamic all Models	646	646	SMF
2007>	Doblo Cargo all Models	612		SMF
2010>	Fiat Linea	618	612	SMF
2012>	Punto 1.4 Pop	612		SMF
2013>	Panda All Models	612		SMF
2013>	Quibo	612		SMF
2013>	Fiorino	612		SMF

 FORD				
1972-83	Cortina, Granada, 2.0L	628	646	SMF
1980-83	Anglia, Escort, Cortina 1300, 1600	631		SMF
1981-86	FWD Escort, 1300,1400, 1600	618	628	SMF
1983 >	Cortina, Granada with aircon	646	652	SMF
1983 >	Cortina, Granada, 2,0L, Auto	628	646	SMF
1983-93	Sierra, Sapphire All Models	628	652	SMF
1986 >	FWD Escort 1400, 1600	628	646	SMF
1986 >	FWD Escort, 1300	618	628	SMF
1986-93	Husky 10 Seater Bus	621	639	SMF
1986-93	Laser,Meteor, Tracer, Some Models	630	634	SMF
1990 >	Spectron	628	646	SMF
1993 >	Laser, Meteor, Tracer	621	639	SMF
1993 >	Sierra, Sapphire All Models w/out Aircon	646	652	SMF
1993 >	Sierra, Sapphire with Aircon	652		SMF
1993 >	Telstar & TX 5 All Models	649	621	SMF
1996 >	Escort Range	628	646	SMF
1996 >	Escort Range with FLAT TERMINALS	627	628	SMF
1997 >	Ford Falcon, GLi, Futura, Fairmont, XR6.	643		SMF

Replacement Battery Selection Guide

Passenger Cars and SUV's

Year Make and Model Recommended Replacement Alternative Technology

 FORD				
1997 >	Ford Fiesta	618	628	SMF
1997 >	Mondeo	628	651	SMF
1997 >	Explorer	643	639	SMF
1999 >	Meteor, Tracer, Tonic	621	639	SMF
2000 >	Focus	618	628	SMF
2000-05	Ikon	618	628	SMF
2004-05	Focus ST170	651		SMF
2004-05	Focus 1.8TD Diesel	651		SMF
2004-05	Mondeo ST 220	651		SMF
2005-06	Territory All Models	638		SMF
2007>	Ford Bantam all Models	618		SMF
2007>	Ford F250 all Models	651		SMF
2007>	Ford Fiesta all Models	618		SMF
2007>	Ford Focus Petrol all Models	618		SMF
2007>	Ford Focus Diesel all Models	651		SMF
2007>	Ford Ikon all Models	618		SMF
2007>	Ford Ka all Models	618		SMF
2010>	Ford Fiesta	618		SMF
2010>	Ford Bantam Diesel	628	646	SMF
2010>	Ford Ikon	618		SMF
2010>	Ford Everest	650		SMF
2011>	Ford Focus 1.6&1.8	651	651	SMF
2011>	Ford Focus Gdi	652	651	SMF
2011>	Ford Figo	619		SMF
2011>	Ford Figo diesel	612		SMF
2011>	Ford Kuga 2.5	652		SMF
2013>	Ford Fiesta ecoboost	646	628	SMF
2013>	Ford Kuga 1.6 ecoboost	652		SMF
2013>	Ford Kuga 2.0 Tdci	668		SMF
2014>	Ford Ecosport	628	646	SMF
2011>	Ford Figo	619		SMF
2011>	Ford Figo diesel	612		SMF
2011>	Ford Kuga 2.5	652		SMF


Replacement Battery Selection Guide


Passenger Cars and SUV's

Year	Make and Model	Recommended Replacement	Alternative	Technology
------	----------------	-------------------------	-------------	------------

 FORD				
2013>	Ford Fiesta ecoboost	646	628	SMF
2013>	Ford Kuga 1.6 ecoboost	652		SMF
2013>	Ford Kuga 2.0 Tdci	668		SMF
2014>	Ford Ecosport	628	646	SMF

 GWM				
2010>	GWM Florid	639	634	SMF
2010>	Hoover	639	646	SMF
2011>	H5 2.0 VGT	646		SMF
2013>	Florid M4	636		SMF

 GEELY				
2007>	Geely CK1 all Models LC & EC7	628 636	634	SMF SMF

 HONDA				
1983 >	All models Ballade & Prelude	630		SMF
1996 >	Prelude	638	631	SMF
1998 >	Civic 150i, 160i	630	631	SMF
1998 >	Prelude VTEC 2.2	634		SMF
1998 >	Odyssey VTEC 2.3	634		SMF
2000>	Civic 170i V-TEC	636 *		SMF
2000>	S2000 Roadster	636 *		SMF
2000>	CR-V	634 *		SMF
2003>	Jazz 1.4i, DSi, SUT	616	630	SMF
2004 >	Accord	636 *		SMF
2007>	Honda Accord Executive all Models	636 *		SMF
2007>	Honda Civic all Models	636 *		SMF
2007>	Honda CR-V all Models	634 *		SMF
2007>	Honda Jazz all Models	616		SMF

* Spacer to be used

Replacement Battery Selection Guide

Passenger Cars and SUV's

Year	Make and Model	Recommended Replacement	Alternative	Technology
------	----------------	-------------------------	-------------	------------

 HONDA				
2007>	Honda S2000	634 *		SMF
2011>	Honda Civic Petrol 4door	636 *		SMF
2011>	Honda Civic Hatch	646	646	SMF
2012 >	Honda Civic 2.2 D	652	652	SMF
2012	Honda CRV Petrol all	646	646	SMF
2012>	Honda Brio 1.2	616		SMF

* Spacer to be used

HUMMER HUMMER				
2007>	Hummer H3 all Models	643	638	SMF


 HYUNDAI				
1993 >	Sonata	646	646	SMF
1997 >	Accent, Elantra, Tiburon, Elantra CRDi	621	639	SMF
1997 >	Sonata	622	639	SMF
1999 >	Atoz	616 B		SMF
2000 >	Sante Fe	621	639	SMF
2003 >	Getz	618	612	SMF
2003 >	Sonata	621	646	SMF
2003 >	Terracan Diesel 4WD	671	652	SMF
2003>	New Tiburon	621		SMF
	* Top Holdown use 621/639 ** Bottom		637	SMF
2005 >	Holdown use 628/9, 646	628	639	SMF
2005 >	Matrix	646	639	SMF
2005 >	Trajet	652	630	SMF
2005 >	Tucson	638	638	SMF
2007>	Terecan Petrol	621	639	SMF
2007>	Hyundai Accent all Models	621	639	SMF
2007>	Hyundai Atos all Models	616 B		SMF
2007>	Hyundai Bakkie 2,6i dropside	650	650	SMF
2007>	Hyundai Elantra all Models	621	621	SMF
2007>	Hyundai Getz all Models	621	639	SMF

Replacement Battery Selection Guide

Passenger Cars and SUV's

Year Make and Model Recommended Replacement Alternative Technology




 HYUNDAI				
2007>	Hyundai Santa Fe all Models	621	621	SMF
2007>	Hyundai Sonata all Models	639	639	SMF
2007>	Hyundai Terracan all Models	671	671	SMF
2007>	Hyundai Tiburon all Models	621	621	SMF
2007>	Hyundai Azera 3.3 GLS	651	651	SMF
2010>	Hyundai I10	616 B		SMF
2010>	Hyundai I20	618	612	SMF
2010>	Hyundai I30	618	612	SMF
2010>	Hyundai H1	650		SMF
2010>	Hyundai IX35	646		SMF
2010>	Hyundai IX 35 Diesel	650		SMF
2011>	Hyundai I 10	616 B		SMF
2011>	Hyundai Elantra 1.6	628		SMF
2011>	Hyundai Elantra 1.8	646		SMF
2012>	Hyundai I 20	612		SMF
2012>	Hyundai I 20 diesel	646		SMF
2012>	Hyundai I 30 1.6	612		SMF
2012>	Hyundai I 30 1.8	646		SMF
2013>	Hyundai Santa-Fe 2.2 D	650S		SMF
2013>	Veloster 1.6 GDI	612		SMF
2009>	H1 All	650		SMF

 JAGUAR				
1978 >	XJ6 3.6	628	646	SMF
1989 >	S-Type	668	654	SMF
2000>	XJ8, XK Series	658	654	SMF
2000>	Jaguar S-Type all Models	658	654	SMF
2007>	Jaguar XF all Models	658	654	SMF
2007>	Jaguar XJ all Models	658	654	SMF
2007>	Jaguar XJR	658	654	SMF
2007>	Jaguar XK8 Convertible and Coupe	658	654	SMF
2007>	Jaguar XKR Convertible Portfolio/Convertible/Coupe	658	654	SMF

Replacement Battery Selection Guide

Passenger Cars and SUV's

Year Make and Model Recommended Replacement Alternative Technology

 JAGUAR				
2007>	Jaguar X-Type all Models	658	654	SMF
2010>	Jaguar XKR	658		SMF
 JMC				
2011>	JMC Boarding 2.8D	650		SMF
2011>	JMC Carryong 2.8D	650		SMF
 JEEP				
2007>	Jeep Cherokee all Models	643	638	SMF
2007>	Jeep Commander all Models	643	638	SMF
2007>	Jeep Compass all Models	643	638	SMF
2007>	Jeep Grand Cherokee all Models	658		SMF
2007>	Jeep Wrangler all Models	622	638	SMF
2007>	Jeep Patriot all Models	643	638	SMF
2012>	Jeep Wrangler Sahara Unlimited Diesel	Refer to dealer	658	SMF
2011>	Jeep Wrangler Sahara V6 Petrol	652		SMF
2011>	Jeep Compass 2.4 & 2,4 Petrol	Refer to dealer	612	SMF
2013>	Jeep Grand Cherokee all Models	Refer to dealer		SMF
2013>	Jeep Cherokee V6 All Sport	643		SMF


 KIA				
1997 >	Pride	618		SMF
1997 >	Sephia	618	646	SMF
1997 >	Shuma	628	646	SMF
1997 >	Sportage	628		SMF
1997 >	Carens	643	646	SMF
2000 >	Rio	628	621	SMF
2000 >	Spectra	649		SMF
2000 >	Carnival Diesel	674		SMF
2001 >	Magentis 2l, 2.5l	646		

Replacement Battery Selection Guide

Passenger Cars and SUV's

Year	Make and Model	Recommended Replacement	Alternative	Technology
------	----------------	-------------------------	-------------	------------


 KIA		Recommended Replacement	Alternative	Technology
2001 >	Sedona Petrol	646		SMF
2001 >	Sedona Diesel	650s		SMF
2002 >	Carens CRD	650		SMF
2002-06	Sportage	646	649	SMF
2002 >	Carnival (Petrol)	646		SMF
2002>	Sorento	671		SMF
2004>	Pregio	658		SMF
2004 >	Picanto	616B	631	SMF
2007>	Cerato All	628	646	SMF
2007>	Kia Cerato all Models	628		SMF
2007>	Kia Picanto all Models	616B	630	SMF
2007>	Kia Rio all Models	628		SMF
2007>	Kia Sorento all Models	671		SMF
2007>	Kia Sportage all Models	643		SMF
2010>	Kia Soul	618		SMF
2010>	Kia Proceed	646		SMF
2010>	Kia Sedona	668		SMF
2011>	Picanto	616 B		SMF
2010>	Rio	612		SMF
2010>	Sportage petrol	639		SMF
2010>	Sportage Diesel	650		SMF
2010>	Sorento Diesel	650		SMF
2013>	Cerato All	646		SMF

 LADA		Recommended Replacement	Alternative	Technology
1987 >	Niva All Models	622	638	SMF
1999 >	Niva	643		SMF


Replacement Battery Selection Guide

Passenger Cars and SUV's

Year	Make and Model	Recommended Replacement	Alternative	Technology
------	----------------	-------------------------	-------------	------------

 LAMBORGHINI		Recommended Replacement	Alternative	Technology
1995 >	Countach	638	638	SMF
2000>	All Models	652		SMF
2007>	Lamborghini Gallardo Coupe / e-gear	652		SMF
2007>	Lamborghini Gallardo Spyder / e-gear	652		SMF
2007>	Lamborghini Gallardo Superleggera e-g	652		SMF
2007>	Lamborghini Murcielago LP640 Coupe / e-g	652		SMF
2007>	Lamborghini Murcielago LP640 Roadster / e-g	652		SMF
2012>	Lamborgini Diablo	658		AGM


 LANCIA		Recommended Replacement	Alternative	Technology
1986-93	Beta	628		SMF
1986-93	Thema & Gamma . All Models	646		SMF
1995-98	Kappa 2.0 Turbo, 3.0 V6	646		SMF
1998>	Delta hpe Turbo	646		SMF


 LAND ROVER		Recommended Replacement	Alternative	Technology
1992 >	Defender & Discovery	638		SMF
1992 >	Range Rover	638		SMF
1992-94	Defender & Discovery V8 Models	638		SMF
1994 >	Range Rover 4.0 & 4.6L	671		SMF
1995 >	Defender V8	622	638	SMF
1995 >	Defender & Discovery TDi (Local Manu.)	659		SMF
1995 >	Defender TD5	671		SMF
1995 >	Defender TDi	650	659	SMF
1995 >	Discovery TDi	671	637	SMF
1995 >	Discovery V8	638		SMF
1998 >	Freelander (Import)	646	646	SMF
1999 >	Discovery TD5 Diesel (Import)	671		SMF
1999 >	Discovery V8 Petrol (Import)	671	637	SMF
1999 >	Freelander 2.0I TDi (Import)	652		SMF
1999 >	Range Rover	671		SMF

Replacement Battery Selection Guide


Passenger Cars and SUV's

Year	Make and Model	Recommended Replacement	Alternative	Technology
------	----------------	-------------------------	-------------	------------

 LAND ROVER				
1999 >	Freelander 2.0i TDi (Import)	651	652	SMF
2005 >	Discovery 3	652		SMF
2007 >	Land Rover Defender Petrol	652		SMF
2007 >	Land Rover Defender Diesel	674	658	SMF
2007 >	Land Rover Discovery all Models	668	658	SMF
2007 >	Land Rover Freelander all Models	652	668	SMF
2010 >	Land Rover Discovery 4	658		SMF
2010 >	Land Rover Range Rover Sport	658		SMF
2012 >	Range Rover Evoque SI4&SD4	668		SMF
2012 >	Range Rover Sport	658		SMF

 LEXUS				
2000 >	IS200	649	657	SMF
	GS300	649		SMF
	LS430	657		SMF
	R x 300	652		SMF
2007 >	Lexus GS300 / 300 SE	639		SMF
2007 >	Lexus IS250 / SE all Models	Refer to dealer		SMF
2007 >	Lexus LS460	Refer to dealer		SMF
2007 >	Lexus R x 350 AT and XE AT	Refer to dealer		SMF
2010 >	Lexus SC	652		SMF
2011 >	Lexus CT 200H	649	639	SMF
2012 >	Lexus GS 350	649	639	SMF
2012 >	Lexus LX 570	650		SMF
2012 >	Lexus RX 350	649	639	SMF
2013 >	Lexus IS 350 and Es250	649	639	SMF


* Spacer to be used


 LOTUS				
	Elise	618		SMF
2005 >	Lotus Elise IIR*	618		SMF
2007 >	Lotus Exige and S	618		SMF

Replacement Battery Selection Guide

Passenger Cars and SUV's

Year	Make and Model	Recommended Replacement	Alternative	Technology
------	----------------	-------------------------	-------------	------------

 LOTUS				
2007 >	Lotus Europa S	618		SMF
2007 >	Lotus Evora	618		SMF

 MAHINDRA				
2010 >	Mahindra Bolero all Models	650		SMF
	Mahindra Scorpio all Models	638		SMF
2007 >	Mahindra Xylo	650		SMF
2007 >	Mahindra Tak Tak	622		SMF
2010 >	Mahindra Thar	650		SMF
2011 >	Mahindra all 2,..2	650		SMF
	Mahindra Quanto	650		SMF
2012 >	Mahindra XUV 500	650		SMF


 MAZDA				
2007 >	323 & 626	630	631	SMF
	323 All Models	621	639	SMF
1977-84	626 All Models	621	639	SMF
1985 >	Marathon 2.2	622	638	SMF
1985-92	626 All Models incl MX6	649	639	SMF
1991 >	Sting, Midge	621	639	SMF
1993 >	Etude & Astina	649	639	SMF
1993 >	Soho	618		SMF
1995 >	626 Imported Model, MX6 & RX8	649	639	SMF
1997 >	Etude	649	639	SMF
1999 >	MX5	636	639	SMF
1999 >	Mazda 6, RX8	649	639	SMF
1999 >	Mazda 3	621	639	SMF
2003 >	Mazda MX-5 roadster coupé / Soft Top	636		SMF
2004 >	Mazda RX-8 5-spd and 6 Speed	649	639 *	SMF
2007 >	Mazda 2 all Models	621	639	SMF
2007 >	Mazda 3 and Sport all Models	621	639	SMF

* Spacer to be used


Replacement Battery Selection Guide

Passenger Cars and SUV's

Year Make and Model Recommended Replacement Alternative Technology

 MAZDA				
2007>	Mazda 6 all Models	649	639 *	SMF
2007>	Mazda Cx 7 2.3	649	639 *	SMF
2010>	Mazda 3	639		SMF
2010>	Mazda 6	649	639 *	SMF
2011>	Mazda 5 2l	649	639 *	SMF
2012>	Mazda CX 5	649	639 *	SMF

* Spacer to be used


 MASERATI				
2011>	Maserati Gran Sport Cambiocorsa	658		AGM
2011>	Maserati Quattroporte Auto Classic*	658		AGM
2011>	Maserati Quattroporte Duo Select Classic	658		AGM
2012>	Granturismo & Grancabrio	658		AGM


 MERCEDES				
1988 >	All 8 Cyl Models	654	658	SMF
1995>	C,E & S, CL, CLK, SL, SLK Classes	658		SMF
2000-06	A Class	646		SMF
2000>	ML 270CDI, 320, 430 + Sprinter	658		SMF
2004>	Vito Crew Bus/ Van	651		SMF
2005 >	A Class New Model	646		SMF
2007>	Mercedes A all Models	646		SMF
2007>	Mercedes B series	646		SMF
2007>	Mercedes C / CL and CLK all Models	658		SMF
2007>	Mercedes E all Models	658		SMF
2007>	Mercedes G55 and GL all Models	658		SMF
2007>	Mercedes ML all Models	658		SMF
2007>	Mercedes S / SL and SLK all Models	658		SMF
2007>	Mercedes GL 320, 500	658		SMF
2010>	Mercedes E Class and Coupe	658		AGM
2010>	Mercedes CLS and CLC	658		AGM
2010>	Mercedes R Class	658		SMF


Replacement Battery Selection Guide

Passenger Cars and SUV's

Year Make and Model Recommended Replacement Alternative Technology

 MERCEDES				
2011>	Mercedes C Class 180 and 200 non stop start	658		SSM
2011>	C250 CDI and C350CBI	658		AGM
2011>	SLK All	658		SFM
2012>	CLA 180 and 200	658		SSM
2012>	CLA 220 CDI	658		AGM
2012>	CLS All	658		AGM
2012>	Mercedes C 63 AMG	658		AGM
2012>	Mercedes B Class All	652		AGM
2012>	Mercedes S Class	1x 668 + 1x 658		AGM
2014>	Mercedes new A Class ALL	668		AGM


 MINI				
2004-07	Mini Cooper / Convertible / CVT and S all Models	646		SMF
2008>	Mini Cooper / Convertible / CVT and S all Models	652		SMF


 MITSUBISHI				
1974-93	Colt incl Galant, Tredia 1400, 1600, 1800 & Turbo	630	631	SMF
1983 >	L300 & Starwagon	630	634	SMF
1985 >	Models Colt &	621	639	SMF
1993	Pajero	650	657	SMF
1999 >	Pajero 2800 intercooled Turbo + Outlander	657	650	SMF
1999 >	Pajero 3500 intercooled Turbo	650	657	SMF
2000 >	Pajero IO	649	639	SMF
2003>	Lancer all	621	649	SMF
2007>	Mitsubishi Lancer all Models	646		SMF
2007>	Mitsubishi Outlander 2,4	639		SMF
2007>	Mitsubishi Pajero all Models	650 S		SMF
2007>	Mitsubishi Triton all Models	650 S		SMF
2010>	Mitsubishi Pajero Sport	650 S		SMF
2011>	Mitsubishi ASX 2l	649	639	SMF
2011>	Mitsubishi Pajero 3.2 D	649	639	SMF

Replacement Battery Selection Guide

Passenger Cars and SUV's

Year	Make and Model	Recommended Replacement	Alternative	Technology
------	----------------	-------------------------	-------------	------------

 MG				
1980 >	MGB	622	638	SMF
2003 >	TF, ZR + ZT	646		SMF


 MORGAN				
2005 >	Morgan / Roadster / Aero all Models	622	638	SMF

 NISSAN				
1972-92	All Models	610	638	SMF
1992 >	Sentra, Sabre, Maxima	621	639	SMF
1994 >	SX 1.8, 2.0 ZX 2.8, 3.0	621	639	SMF
1997 >	Maxima QX 2.0 & 3.0	621	639	SMF
1998 >	Primera	646		SMF
2000-05	Almera	621	639	SMF
2000-04	Primera	646		SMF
2000-04	Maxima	649	639	SMF
2000 >	Terrano, Patrol Petrol	622	638	SMF
2000 >	Terrano, Patrol Diesel	657		SMF
2003 >	Xtrail Petrol} Before disconnecting battery refer to agents	621	639	SMF
2003 >	Xtrail Diesel} Before disconnecting battery refer to agents	657		SMF
2004 >	Micra	618	612	SMF
2004 >	350Z	646	639	SMF
2005 >	Pathfinder Petrol/Diesel	646		SMF
2007 >	Nissan 1400 all Models	610		SMF
2007 >	Nissan 350Z Coupé* and Roadster	639		SMF
2007 >	Nissan Hardbody all Models	622		SMF
2007 >	Nissan Micra all Models	618		SMF
2007 >	Nissan Murano*	638		SMF
2007 >	Nissan Navara all Models Petrol/Diesel	646	638	SMF
2007 >	Nissan Pathfinder all Models Petrol/Diesel	646	638	SMF
2007 >	Nissan Patrol all Models	646	638	SMF
2007 >	Nissan Tiida all Models	631		SMF

Replacement Battery Selection Guide

Passenger Cars and SUV's

Year	Make and Model	Recommended Replacement	Alternative	Technology
------	----------------	-------------------------	-------------	------------

 NISSAN				
2007 >	Nissan X-Trail all Models	639		SMF
2007 >	Nissan Livina all Models	631		SMF
2007 >	Nissan Grand Livina all Models	631		SMF
2007 >	Nissan Qashqai all Models	639	646 Euro Lid	SMF
2007 >	Nissan Primastar 1.9 DCi 100	639		SMF
2010 >	Nissan NP 200	646		SMF
2010 >	Nissan 370Z	639		SMF
2010 >	Nissan GTR	636		SMF
2011 >	Nissan Juke 1.6 Turbo	646 Euro Lid		SMF
2014 >	Nissan Sentra	649		SMF
2014 >	Nissan Juke 1.6 Turbo	649		SMF
2014 >	Nissan Almera	612	628	SMF

 OPEL				
1982-90	Rekord, Senator All Models	622	638	SMF
1984-93	Ascona, Kadett & Monza All Models	628	646	SMF
1993-98	Astra, Kadett 1.3, 1.4	628	646	SMF
1993-98	Astra, Kadett 1.6, 1.8 & 2.0	646	651	SMF
1999 >	Corsa All Models	618	628	SMF
1999 >	Astra CS, CD, 1.6 - 2.0	651		SMF
2001 >	Omega, Caravan, Coupe	652	646	SMF
2002 >	Corsa (Petrol)	628		SMF
2002 >	Corsa (Diesel)	646		SMF
2004 >	Meriva & New Astra	651		SMF
2005 >	New Corsa (Petrol)	628		SMF
2005 >	New Corsa (Diesel)	651		SMF
2007 >	Opel Astra 1,4 Essentia*	651		SMF
2007 >	Opel Astra 1,6 Enjoy	651		SMF
2007 >	Opel Astra 1,6 Essentia	651		SMF
2007 >	Opel Astra 1,8 Enjoy	651		SMF
2007 >	Opel Astra 1,9 CDTI Enjoy	651	652	SMF
2007 >	Opel Astra 1,8 Sport	651	652	SMF

Replacement Battery Selection Guide

Passenger Cars and SUV's

Year Make and Model Recommended Replacement Alternative Technology

 OPEL		Recommended Replacement	Alternative	Technology
2007>	Opel Astra 2,0 Turbo Sport	651	652	SMF
2007>	Opel Astra GTC 1,8	651	652	SMF
2007>	Opel Astra GTC 1,8 Sport	651	652	SMF
2007>	Opel Astra GTC 1,9 CDTI	651	652	SMF
2007>	Opel Astra GTC 1,9 CDTI Sport	651	652	SMF
2007>	Opel Astra GTC 2,0 Turbo Sport	651	652	SMF
2007>	Opel Astra GTC 2,0 Turbo*	651	652	SMF
2007>	Opel Astra GTC 2,0 Turbo OPC*	651	652	SMF
2007>	Opel Astra Twintop 1,8 Enjoy	651	652	SMF
2007>	Opel Astra Twintop 2,0 Turbo Cosmo*	646		SMF
2007>	Opel Corsa Classic 1,4 Essentia	628		SMF
2007>	Opel Corsa Classic 1,6 Essentia	651	652	SMF
2007>	Opel Corsa Classic 1,7 CDTI Enjoy	628	652	SMF
2007>	Opel Corsa Hatch 1,4 Club	628		SMF
2007>	Opel Corsa Hatch 1,4 Sport	628		SMF
2007>	Opel Corsa Hatch 1,6 Sport	651		SMF
2007>	Opel Corsa Hatch 1,7 CDTI Elegance	628		SMF
2007>	Opel Corsa Hatch 1,8 GSi*	628		SMF
2007>	Opel Corsa Lite	618		SMF
2007>	Opel Corsa Lite Sport	618		SMF
2007>	Opel Meriva 1,4 Essentia	646		SMF
2007>	Opel Meriva 1,6 Enjoy	651		SMF
2007>	Opel Meriva 1,7 CDTI Enjoy	646		SMF
	Opel Tigra 1,4 Enjoy	646		SMF
2007>	Opel Tigra 1,8 Sport*	646		SMF
2007>	Partner	646		SMF
2007>	Astra Twintop 1.8, 2.0	652	651	SMF
2007>	Astra OPC 2.0, 2.0t	652	651	SMF
2007>	Vivaro 2.0	646		SMF
2007>	Vivaro 1.9 Diesel	646		SMF
2007>	Movano 2.5	651	652	SMF
2007>	Asrta All Models	646		SMF
2012>	Meriva 1.4	668		SMF
2013>	Astra OPC			SMF

Replacement Battery Selection Guide

Passenger Cars and SUV's

Year Make and Model Recommended Replacement Alternative Technology

 PEUGEOT		Recommended Replacement	Alternative	Technology
1996 >	1999>	612	628	SMF
1999>	2004>	612	618	SMF
2004>	2005 >	646		SMF
2005 >	2005>	646	628	SMF
2005>	Peugeot 107 all Models	612	646	SMF
2007>	Peugeot 206 all Models	618		SMF
2007>	Peugeot 207 all Models	612		SMF
2007>	Peugeot 307 all Models	646 Euro Lid		SMF
2007>	Peugeot 407 all Models	646 Euro Lid		SMF
2007>	Peugeot 607*	646 Euro Lid		SMF
2007>	Peugeot 807 2.2 HDi Pullman	646 Euro Lid		SMF
2007>	Peugeot 308	646 Euro Lid		SMF
2010>	Peugeot 3008	652		SMF
2010>	Peugot 5008	652		SMF
2011>	Peugot 208 All	652		SMF
2012>	Peugot 4008	646 Euro Lid		SMF
20112>	Peugot 208 HDI	649		SMF
2013>		651 Euro Lid		SMF

 PORSCHE		Recommended Replacement	Alternative	Technology
1980 >	911 5 & 5.3 LT	628 x 2	308 x 2	SMF
1980 >	924 & Turbo	652		SMF
1980 >	928, 928S	628		SMF
1980 >	944 & Turbo	652	646	SMF
1983 >	Boxster	646		SMF
1997 >	911 Carrera, Turbo, GT2	651		SMF
1997>	Cayenne	658		SMF
2007>	Porsche 911 Carrera / S / 4 / 4S / Cabrio and Tiptronic	658		SMF
2007>	Porsche 911 Carrera 4 Targa / 4 / 4S and Tiptronic	658		SMF
2007>	Porsche 911 Turbo Cabrio	658		SMF
2007>	Porsche 911 Turbo*	651		SMF
2007>	Porsche Boxster / S and Tiptronic	651		SMF

Replacement Battery Selection Guide

Passenger Cars and SUV's

Year Make and Model Recommended Replacement Alternative Technology



PORSCHE

Year	Make and Model	Recommended Replacement	Alternative	Technology
2007>	Porsche Cayenne S Tiptronic S / V6 and Turbo	658		SMF
2007>	Porsche Cayman / S and Tiptronic	658		SMF
2007>	Porsche GT3 / RS*	658		SMF
2010>	Porsche Panamera	652		SMF
2012>	Porche Boxter 2.7	652		SMF



PROTON

Year	Make and Model	Recommended Replacement	Alternative	Technology
2005>	Proton Gen.2 all Models	628	636	SMF
2005>	Proton Satria Neo 1,6	628	636	SMF
2005>	Proton Savvy all Models	628	636	SMF
2010>	Sartia Neo 1.6 GLX	628		SMF
2010>	Proton Persona	646		SMF
	Proton Saga	646		SMF

RANGE ROVER

Year	Make and Model	Recommended Replacement	Alternative	Technology
2007>	Range Rover Sport all Models	658		SMF
2007>	Range Rover TDV8 AT	658		SMF
2007>	Range Rover V8 HSE AT*	658		SMF
2011>	Range Rover Vogue V8SC AT	658		SMF
2011>	Range Rover Evoque All	668		SMF
2012>	Range Rover Sport all Models	658		SMF

RENAULT RENAULT

Year	Make and Model	Recommended Replacement	Alternative	Technology
1986 >	All Models	630		SMF
1996 >	All Models	628		SMF
1996 >	Megane 1.4, 1.6, 1.8, 2.0L, incl Hatch &	646	634	SMF
1996 >	Coupe 16V	628	612	SMF
1996 >	Laguna	652	651	SMF
2003 >	Spider	612		SMF
2003 >	Espace	646		SMF

Replacement Battery Selection Guide

Passenger Cars and SUV's

Year Make and Model Recommended Replacement Alternative Technology

RENAULT RENAULT

Year	Make and Model	Recommended Replacement	Alternative	Technology
2003 >	Scenic 1.6, 2.0L	612	625	SMF
2004 >	Clio 1.4, 1.6, 2.0	652	618	SMF
2005 >	Vel Satis, Connaissance	652		SMF
2005>	Kangoo Maltix	612		SMF
2005 >	Modus	646	618	SMF
	Scenic 2	652	628	SMF
2003>	Grand Scenic	643		SMF
2007>	Renault Clio 1,2 Va Va Voom 3-dr all Models	612	618	SMF
2007>	Renault Clio 3 all Models	612	618	SMF
2007>	Renault Laguna all Models	646	651	SMF
2007>	Renault Mégane all Models	646		SMF
2007>	Renault Modus all Models	646		SMF
2010>	Renault Espace 3.5 v6 Privelage AT	652		SMF
2010>	Renault Clio	646		SMF
	Renault Scenic	652		SMF
2013>	Sondero	646		SMF
2013>	Renault Clio New All	652		SMF
2013>	Duster	652		SMF
2014>	Megane new All	652		SMF
2014>	Sondero	612		SMF



ROLLS ROYCE

Year	Make and Model	Recommended Replacement	Alternative	Technology
1993 >	All Models	650		SMF
2010>	Roll Royce Phantom	658		SSM
2011>	Rolls Royce Ghost, Wraith	658		SSM




ROVER

Year	Make and Model	Recommended Replacement	Alternative	Technology
2002 >	Rover all Models	652	651	SMF

Replacement Battery Selection Guide


Passenger Cars and SUV's

Year	Make and Model	Recommended Replacement	Alternative	Technology
------	----------------	-------------------------	-------------	------------

 SAAB				
1995 >	900SE	646	652	SMF
1995 >	900CD, CS, CDE, CSE	652		SMF
1997 >	9-3 E, 9-5 SE, Griffin	652		SMF
2007 >	Saab 9-3 all Models	646	652	SMF
2007 >	Saab 9-3 2,8 Aero	646	652	SMF
2007 >	Saab 9-3 Convertible all Models	646	652	SMF
2007 >	Saab 9-5 2,3T HO Aero	646	652	SMF

 SEAT				
2006 >	Seat Ibiza 1,4 1.6 Sport	646		SMF
2006 >	Seat Ibiza 1,8T Cupra	652		SMF
2006 >	Seat Ibiza 1,9 TDI	652		SMF
2006 >	Seat Ibiza 2,0	652		SMF
2006 >	Seat Ibiza 1,9 TDI Cupra 3-dr	652		SMF
2006 >	Seat Leon all Models	652		SMF


 SMART				
2004 >	Four Two Cabrio + Coupe, All Models	612	618	SMF
	Smart ForTwo all Models	612	618	SMF

 SSANGYONG				
1996	Musso Range Petrol	643		SMF
1996	Musso Range Diesel	650		SMF
1996	Korando Range Petrol	622	638	SMF
1996	Korando Range Diesel	650		SMF
2004 >	Rexton	650	657	SMF
2005 >	Stavic	650		SMF
2007 >	SsangYong Actyon all Models	638		SMF
2007 >	SsangYong Korando K290 EL	638	622	SMF
2007 >	SsangYong Kyron all Models	638		SMF


Replacement Battery Selection Guide

Passenger Cars and SUV's

Year	Make and Model	Recommended Replacement	Alternative	Technology
------	----------------	-------------------------	-------------	------------

 SSANGYONG				
2007 >	SsangYong Musso all Models	643		SMF
2007 >	SsangYong Rexton all Models	650	657	SMF
2010 >	SsangYong Kyron	650	638	SMF
2013 >	SsangYong Actual Sport 2.4 D/C Diesel	650	657	SMF
2010 >	SsangYong Actyon	650		SMF
2010 >	SsangYong Stavic	650		SMF

 SUBARU				
1995 >	Impreza, Legacy, Forester, Outback	634		SMF
	Some Models	636		SMF
	Subaru B9 Tribeca AT*	631		SMF
	Subaru Forester all Models	649	639	SMF
	Subaru Impreza all Models	615	630	SMF
	Subaru Legacy all Models	639	634	SMF
	Subaru Outback all Models	639	634	SMF
2010 >	Subaru Tribeca	646		SMF
2010 >	Outback Diesel & 3.6R	638		SMF
2013 >	XV 2.0	615		SMF

 SUZUKI				
2008 >	Jimny	615	630	SMF
2008 >	Swift	615	630	SMF
2008 >	SX4	638		SMF
2008 >	Grand Vitara 2.4, 3.2 V6	638		SMF
2010 >	Suzuki Alto	615	630	SMF

 TATA				
2004 >	Indica	615	630	SMF
2004 >	Indigo	615	630	SMF
2004 >	Tata B-Line LE	615	630	SMF

Replacement Battery Selection Guide

Passenger Cars and SUV's

Year Make and Model Recommended Replacement Alternative Technology

TATA				
2004>	Tata Indica all Models	615	630	SMF
2004>	Tata Indigoall Models	615	630	SMF
2013>	Indica new All	618	628	SMF

TOYOTA				
1980-92	Cressida	622	638	SMF
1987 >	Corolla, Conquest, Sprinter, Avanti, TRD	631	630	SMF
1988-96	Corolla, Conquest, RSI, TwinCam	618	628	SMF
1990 >	Previa + Supra	622	638	SMF
1990 >	Hi Ace All Models	622	638	SMF
1990 >	Venture & Condor Diesel	643	652	SMF
1990 >	Venture & Condor Petrol	618	628	SMF
1992 >	Camry All Models	646	628	SMF
1993 >	Venture 2.4 Diesel	643		SMF
1996 >	Conquest, Tazz all models	618		SMF
1996 >	Previa	622		SMF
1996 >	Rav 4	610	622	SMF
1997 - 99	Corolla ** (See Note)	636		SMF
1997 >	Landcruiser & Prado Diesel	657		SMF
1997 >	Landcruiser & Prado Petrol	650	639	SMF
1999 >	Hi-Ace	621	643	SMF
2000 >	Condor	643		SMF
2000 >	Condor Diesel	657		SMF
2001 >	MR2	657	631	SMF
2002 >	New Corolla	631	631	SMF
2004 >	Condor All	636		SMF
2003 >	Run X	646	631	SMF
2004 >	Verso	612	618	SMF
	(**Note) When requesting a 636 battery specify raised top or .	612		SMF
	Raised top 636CV fitted 1997 - 1999 Corolla			
	631 fitted 1999 - on Corolla			

Replacement Battery Selection Guide

Passenger Cars and SUV's

Year Make and Model Recommended Replacement Alternative Technology

TOYOTA				
2004 >	Rav 4	610	638	SMF
2007>	Toyota Auris 1,4 RS*	631	636	SMF
2007>	Toyota Auris 1,4 RT	631	636	SMF
2007>	Toyota Auris 1,6 RS	631	636	SMF
2007>	Toyota Auris 1,6 RS MMT	631	636	SMF
2007>	Toyota Auris 1,6 RT Auris 1,8 RS Auris 1,8 , Auris 2,0 D-4D RS	631	636	SMF
2007>	Toyota Auris 2,0 D-4D RX	636		SMF
2007>	Toyota Avensis 2,0 Advanced	646		SMF
2007>	Toyota Avensis 2,4 Exclusive	646		SMF
2007>	Toyota Avensis D-4D Exclusive*	646		SMF
2007>	Toyota Corolla all Models	646	652	SMF
2007>	Toyota Fortuner all Models	688		SMF
2007>	Toyota L/C Prado all Models	650	657	SMF
2007>	Toyota Land Cruiser all Models	650	639	SMF
2007>	Toyota Prius Hybrid eCVT*	646	652	SMF
2007>	Toyota Quantum all Models	638		SMF
2007>	Toyota RAV4 all Models	622	618	SMF
2007>	Toyota Yaris all Models	636	636	SMF
2010>	Toyota Verso	612		SMF
2010>	Toyota Auris	646		SMF
2010>	Toyota RAV petrol	636 *		SMF
2011>	Toyota Aygo	619		SMF
2011>	Toyota Yaris all Models	636 B		SMF
2012>	Toyota Etios	615	621	SMF
2012>	Toyota Auris 1.3 & 1.6	649		SMF
2012>	Toyota Avansa 1.3 SX	616		SMF
2012>	Toyota 86	622	643	SMF
2013	Toyota Verso 1.6 & 1.8	646	612	SMF
2013	Toyota RAV 2.5	649	639	SMF

TRIUMPH TRIUMPH

1955-00	All Models	622	638	SMF
---------	------------	-----	-----	-----

Replacement Battery Selection Guide

Passenger Cars and SUV's

Year Make and Model Recommended Replacement Alternative Technology



TVR

2007>	TVR Tamora Coupé*			
2007>	TVR T350 Coupé			
2007>	TVR Tuscan S Coupé			
2007>	TVR Tuscan S Targa			
2007>	TVR Sagaris Coupé			



VOLKSWAGEN

1986/93	Jumbo Golf , Jetta, Fox13 , w/out aircon (all 1600-1800)	628	647	SMF
	Jumbo Golf 1300, Citi Golf 1300, Fox 1300 & Jetta	618	628	SMF
1989 >	Kombi, Microbus, Caravelle	647	646	SMF
1997 >	Jumbo Golf, Jetta, Fox, with aircon (all 1600-1800, 2.0l)	647	652	SMF
1997 >	Golf 3 & Jetta 3, All Models incl VR6	646	646	SMF
1999 >	Polo Playa & Classic 1.4 & 1.6	646	646	SMF
1999 >	Polo Playa & Classic 1.8	646	646	SMF
1999 >	Golf 4 & Jetta 2.0i Highline	646	646	SMF
1999 >	Golf 4 & Jetta 4 1.9 TDi	652	656	SMF
1999 >	Golf 4 & Jetta 4 GTi 1.8 Turbo	646	652	SMF
1999 >	Golf 4 & Jetta 4 1.6, 1.6i & Comfortline	646	646	SMF
1999 >	Jetta 2.3 V5	652	656	SMF
1999 >	Polo Playa & Classic 1.4 & 1.6	646	652	SMF
1999 >	Polo Playa & Classic 1.8	646	652	SMF
2000 >	Passat 1.8, Turbo, 2.8	646	652	SMF
2000 >	VW Beetle	646		SMF
2000 >	Microbus T3, Sharan, T4 /Caravelle	646	652	SMF
2000 >	New Polo (Petrol)	646		SMF
2002 >	New Polo (Diesel)	652		SMF
2002 >	Golf, Jetta & Passat	652		SMF
2004 >	Touran All	652		SMF
2005 >	Golf 5	652		SMF
2005 >	T5, Caravelle, 1.9 TDi	652		SMF
2005 >	T5, Caravelle, 2.5, 3.2 V6	658		SMF
2005 >	Caddy Kombi	647		SMF

Replacement Battery Selection Guide

Passenger Cars and SUV's

Year Make and Model Recommended Replacement Alternative Technology



VOLKSWAGEN

2005 >	Caddy Panelvan	652		SMF
2005 >	Toareg 4.2 V8	658		SMF
2005 >	Toareg TDi V10	658		SMF
2005 >	VW Beetle all Models	646		SMF
2005 >	VW Caddy all Models	618		SMF
2005 >	VW Citi all Models	628		SMF
2005 >	VW CrossPolo 1,9 TDi	646		SMF
2007 >	VW Eos all Models	646		SMF
2005 >	VW Golf all Models	652		SMF
2005 >	VW Jetta all Models	652		SMF
2005 >	VW Passat all Models	652		SMF
2005 >	VW Polo all Models	646		SMF
2005 >	VW T5 all Models	652		SMF
2005 >	VW T5 Caravelle all Models	658		SMF
2005 >	VW Touareg all Models	658		SMF
2010>	VW Vivo	628		SMF
2010>	VW Vivo Classic	628		SMF
2010>	VW Passat	652		SMF
2010>	VW Scirocco	652		SMF
2010>	VW Polo all Models	646		SMF
2010>	VW Golf 6	646		SMF
2010>	VW Jetta 5	646		SMF
2010>	VW CC	658		SMF
2010>	VW Tiguan All models	646		SMF
2010>	VW Touran	646		SMF
2011>	VW Jetta 6	646		SMF
2012>	VW Beetle	646		SMF
2012>	CC Bluemotion Petrol	658		SMF
2012>	CC Bluemotion Diesel	658		AGM
2012>	Toureg Bluemotion Petrol	658		SSM
2012>	Toureg Bluemotion Diesel	658		AGM
2012>	Passat Bluemotion Petrol	652		SSM
2012>	Tuguan Bluemotion Petrol	652		SSM

Replacement Battery Selection Guide

Passenger Cars and SUV's

Year	Make and Model	Recommended Replacement	Alternative	Technology
------	----------------	-------------------------	-------------	------------



VOLKSWAGEN

2012>	Tuguan Bluemotion Diesel	652		AGM
2012>	POLO 1.2 Diesel Bluemotion	652		AGM
2012>	Golf 7 Stop Start and Bluemotion Petrol	652		SSM
2012>	Golf 7 Stop Start and Bluemotion Diesel	652		AGM



VOLVO

1994 >	850, 950, 960	646		SMF
1997 >	S40, S60, S70, S80, S90, V40, V70, C70	652	646	SMF
2004 >	All Models	652		SMF
2005 >	XC 70 All Models	652		SMF
2005 >	XC 90 All Models	652		SMF
2005>	Diesel	668		SMF
2007>	Volvo C30 all Models	646		SMF
2007>	Volvo C70 all Models	652		SMF
2007>	Volvo S40 all Models	646	652	SMF
2007>	Volvo S40 T5 Geartronic	646	652	SMF
2007>	Volvo S60 all Models	646	652	SMF
2007>	Volvo S80 all Models	646	652	SMF
2007>	Volvo XC90 all Models	668		SMF
2010>	Volvo V50	652		SMF
2010>	Volvo XC 60	652	646	SSM
2010>	Volvo XC 70	652		SSM
2011>	Volvo C 30 D2	652		SSM
2011>	Volvo S40 & S60	652		SSM
2011>	Volvo S60 D3	668		SSM
2011>	VolvoXS 60	652		SSM
2012>	V40 T3	652		SSM



2010>	Zotye Nomad 1.3 and 1.5	631		SMF
-------	-------------------------	-----	--	-----

Replacement Battery Selection Guide

Light Commercial Vehicles

Year	Make and Model	Recommended Replacement	Alternative	Technology
------	----------------	-------------------------	-------------	------------



AUSTIN

1975-79	Mini LDV & Vans All (battery under seat)	628	631	SMF
---------	---	-----	-----	-----



2007>	Rhino Single and Double Cab 2.2 Petrol or Diesel	622	638	SMF
2007>	Inyathi 2.2	622	638	SMF
2008>	Leo 2.2, 2.4, IX	650		SMF
2009>	Leo 2.8 TDX	650		SMF
2010>	Indlovu	622	638	SMF



CHEVROLET

1955 >	All American, Australian C & K Series 6 & 8	622	638	SMF
1972-77	Cyl.	630	634	SMF
1972-77	L.U.V. Local manufacture	630	634	SMF
1974-80	L.U.V. Imported	622	638	SMF
1997 >	El Toro, Nomad, C31, K20, 4 x 4	622		SMF
2004 >	Blazer	639	621	SMF
	Lumina, Lumina SS	638		SMF
2010>	Corsa Petrol All	628	646	SMF
2010>	Corsa Diesel	651		SMF
2013>	Spark Pronto 1.3	621		SMF



COLT

1969-71	Colt LDV & Panel Van	630	634	SMF
1996 >	1.6, 2.0, 2.6 HiLine	622	638	SMF
1996 >	2.5 Diesel	652		SMF
1996 >	2.6, 3.0L V6 Rodeo & 3000 V6 4 X 4	622	638	SMF
1999>	2.8 D, 2.8TDI Diesel	657		SMF
1999>	2.0, 2.4, 3.0 Petrol	622	638	SMF

Replacement Battery Selection Guide

Light Commercial Vehicles

Recommended Replacement Alternative Technology

Year Make and Model

Year	Make and Model	Recommended Replacement	Alternative	Technology
DACIA				
1996 >	Cristal D/Cab & LDV	628		SMF
DFM				
2006 >	DFM Mini truck	622	638	SMF
FIAT				
1978 >	128 Series	610	622	SMF
1992 >	UNO Panel Van	618	628	SMF
2005 >	Ducato	651		SMF
2005 >	Starda EL, ELX	612	618	SMF
2012 >	Fiorino	612		SMF
FORD				
1983-93	Bantam	618	646	SMF
1986 >	Courier All petrol	622	638	SMF
1986 >	Courier Diesel incl 2500 Turbo Diesel	622	639	SMF
1986 >	Husky	650		SMF
1990 >	Spectron	621	638	SMF
1992 >	Magnum	638	639	SMF
1993 >	Bantam 1.3, 1.6, 1.6I	622		SMF
1999 >	New Courier 2500TD Leisure All Diesel Models	621		SMF
2000 >	RANGER all diesel models	650		SMF
2000 >	RANGER all petrol models	650	638	SMF
2002 >	New Bantam (Petrol)	618	628	SMF
2002 >	New Bantam (Diesel)	646	647	SMF
2004 >	Ranger 4.0L	651		SMF
2005 >	F250	652	639	SMF
2005 >	Gazelle	651		SMF
2007 >	Ford Ranger Petrol all Models	622	638	SMF
2007 >	Ford Ranger Diesel all Models	650		SMF

Replacement Battery Selection Guide

Light Commercial Vehicles

Recommended Replacement Alternative Technology


Year Make and Model

Year	Make and Model	Recommended Replacement	Alternative	Technology
FORD				
2007 >	Ford Ranger 4.0i SuperCab XLT Hi-Trail all Models	646		SMF
2007 >	Ford Territory all Models	646		SMF
2011 >	Ford Ranger T6 Petrol	651		SMF
2011 >	Ford Ranger 3.2 D	668	651	SMF
2012 >	Ford Ranger 2.2 TDCI	651	668	SMF
FOTON				
2007 >	Panel Van 2.2	622	638	SMF
2007 >	View 2.2 TAXI	622	638	SMF
2007 >	2.8 TD Single & Double Cab and de Lux	638		SMF
2007 >	2.2 Wagon de Lux	622		SMF
2012 >	Foton 2.8 LDV Cummins	650		SMF
FUDI				
2007 >	Fudi Lion 2.2 all Models	622		SMF
2007 >	Fudi Lion 2.8 all Models	638		SMF
GAZ				
2007 >	Gazelle Single Cab	622	638	SMF
2007 >	Gazelle Bus x 96 and XTH	622	638	SMF
2007 >	Gazelle Double Cab	622	638	SMF
GO NOW				
2007 >	Ha Fei	621	639	SMF
2007 >	GoNow X-Space Petrol and Diesel all Models	621	639	SMF


Replacement Battery Selection Guide

Light Commercial Vehicles

Year Make and Model Recommended Replacement Alternative Technology

 GWM				
2007 >	GWM all Models	621	639	SMF
2007 >	Double Cab 2.2 Lux	639		SMF
2007 >	Multi Wagon 2.2	639		SMF
2007 >	Single Cab 2.2, 2.2 Lux	639		SMF
2008 >	GWM Steed Lux	639		SMF
2012 >	GWM Steed 5 2.0 VGT	638		SMF
2012 >	GWM Steed 5 2.2 MPI	646		SMF
2012 >	GWM Steed 2.4	646		SMF

 HYUNDAI				
1997 >	2.5 & 2.6 iDT	674		SMF
1997 >	2.6 ID Panelwagon	650		SMF
	Mini Bus, Van H100 LDV	622		SMF
2007 >	Hyundai H100 Diesel	650		SMF
2009 >	H1 All	650		SMF


 ISUZU				
1977-88	TLD 23, 43, 63 Elfin & Elf , Trooper All Diesel	671	638	SMF
1978-81	TLD 24, NKR 55	630		SMF
1982-88	KB20, KB25	638		SMF
1982-93	KB All Diesel	622	637	SMF
1983-86	KB All Petrol	622	657	SMF
1986-89	TLD 44A, 54A	689	657	SMF
1988-93	NKR 99, NPR 99	638		SMF
1993 >	KB All Diesel	650		SMF
1993 >	KB All Diesel 250, 280, Frontier incl 4 x 4	637		SMF
1995 >	KB All Petrol, 160, 200, 230, 260, 320,	637		SMF
2004 >	Frontier incl 4 x 4	669		SMF
2004 >	Trooper 4 x 4	637		SMF
2007 >	Isuzu New Range LDV's Diesel	657		SMF
2007 >	Isuzu New Range LDV's Petrol	657		SMF

Replacement Battery Selection Guide

Light Commercial Vehicles

Year Make and Model Recommended Replacement Alternative Technology

 ISUZU				
2007 >	Isuzu KB Petrol all Models	637	657	SMF
2007 >	Isuzu KB Diesel all Models	669		SMF
2011 >	Isuzu KB 240	652		SMF
2013 >	Isuzu KB 250 & 300	669		SMF

 KIA				
2005 >	K2700 LDV	650		SMF
	Pregio	622		SMF
2007 >	K2700 Workhorse	650		SMF

 LEYLAND				
1995 >	Elan Single Cab	628		SMF
1995 >	LDV Turbo 400	646		SMF
1995 >	Magic Bakkie	628		SMF

 MAZDA				
1976-80	E2000, T2000	622	638	SMF
1979-86	E3000, T3000	680	685	SMF
1981-84	B1600	631		SMF
1981-91	B1800	622	638	SMF
1983-86	B2200 Diesel	674		SMF
1984-93	B Series 1600 & 2000	622	638	SMF
1986-94	Rustler 1400	618	628	SMF
1986-94	Rustler 1600	628	646	SMF
1988 >	Drifter 2.6 4 x 4	621	639	SMF
1991 >	Marathon 2.2	622	638	SMF
1994 >	Rustler All Models	628	618	SMF
1995 >	B3000, Magnum & 4 x 4. All V6 Models	622	638	SMF
1998 >	1800, 2000 LDV Models	622	638	SMF
1998 >	2500 Turbo Diesel All	650		SMF

Replacement Battery Selection Guide

Light Commercial Vehicles

Year	Make and Model	Recommended Replacement	Alternative	Technology
------	----------------	-------------------------	-------------	------------



MAZDA

2000 >	DRIFTER all models DIESEL	650		SMF
2000 >	DRIFTER all models PETROL	622	638	SMF
2007 >	BI50 Petrol & Diesel all Models	650		SMF
2012>	BT 50 2.2	651	668	SMF
2012>	BT 50 2.5 Petrol	650	638	SMF
2012>	BT 50 3.2 TDI	668		SMF



MEIYA

2007 >	2.2 Single Cab/Double Cab and Delux	622		SMF
2007 >	2.8 TD Single/Double Cab and Delux	622		SMF
2007 >	2.2 Wagon and Delux	622		SMF



MERCEDES

1953-62	180 LDV (Diesel) Unimog	683	674	SMF
1958-61	180 Diesel LDV	674		SMF
1960-71	All Petrol Models	639	674	SMF
1960-71	All Diesel Models, 405, 406	654	658	SMF
2000>	ML 270CDI, 320, 430 + Sprinter	658		SMF
2004 >	Vito Panel Van PS	652		SMF



MITSUBISHI

1983 >	L300 & Starwagon	630	634	SMF
1983 >	L300 Express 1.6, 1.8, 2.0 Van & LDV ALSO SEE COLT SECTION	631	621	SMF



NISSAN

1982 >	Safari & Tracker Diesel Models	650	657	SMF
1982 >	Safari & Tracker Petrol Models	622	638	SMF
1987 >	720 Diesel & E20 Ambulance	674		SMF

Replacement Battery Selection Guide

Light Commercial Vehicles

Year	Make and Model	Recommended Replacement	Alternative	Technology
------	----------------	-------------------------	-------------	------------



NISSAN

1988 >	3.0 L 4 x 4 DCab & Stn/Wagon	652		SMF
1988 >	All Hardbodies, Sani & petrol LDV's except	622	638	SMF
1988 >	3,0L 4 X 4	638		SMF
1993 - 99	All Hardbodies, Sani, Diesel	638	638	SMF
1996 - 99	Nissan Petrol 2.4 and 3.0 V6	638		SMF
1999 >	Nissan Diesel 2.7 and 3.2	610	621	SMF
1999 >	1400 LDV	657		SMF
2000>	New Hardbody Petrol & Diesel	638	638	SMF
2000>	Terrano, Patrol Petrol	657		SMF
2000>	Terrano, Patrol Diesel	671		SMF



OPEL

1997 >	Corsa Utility 1300i, 1400i	618	628	SMF
1997 >	Corsa Utility 1600i, 1600is, 1700 Diesel	628	646	SMF
2001 >	Zafira	652		SMF
2004>	New Corsa Petrol	618		SMF
2004>	New Corsa Diesel	628	646	SMF



PEUGOT

2000 >	806	646	20-55	SMF
2000 >	Boxer	654		SMF



PROTON

2005 >	Arena all models	643	643	SMF
--------	------------------	-----	-----	-----



RENAULT

2000 >	Kangoo Petrol/Diesel	628	612	SMF
--------	----------------------	-----	-----	-----

Replacement Battery Selection Guide

Light Commercial Vehicles

Year	Make and Model	Recommended Replacement	Alternative	Technology
------	----------------	-------------------------	-------------	------------

SSANGYONG

	All LDV's	650	657	SMF
--	-----------	-----	-----	-----

SUZUKI

1983 >	ST 90 Panel Van & SJ410 Pick Up	615	634	SMF
1993 >	All Models	630	634	SMF
1983 >	SJ410 & 413 4 x 4	615	634	SMF
1993 >	Samurai Convertible & Wagon 4 X 4	630	634	SMF
1993 >	Vitara 4 Cyl & V6 4 X 4	630	634	SMF

TATA

2004 >	Telcoline All LDV Models 2 Litre Turbo Diesel	650	657	SMF
2010 >	Tata Safari	650 S		SMF
	Xenon All	650 S		SMF
	Super Ace	622	638	SMF

TOYOTA

1975-87	Dyna & Landcruiser Diesel	650	674	SMF
1975-92	Stout, Dyna, Landcruiser. All Petrol	622	638	SMF
1980-89	Hi Ace, Hi Lux. All Models	622	638	SMF
1982 >	Corolla Panel Van, TUV, & Stallion	630	634	SMF
1988-92	Dyna Diesel	674		SMF
1990 >	Hi Ace All Models	635	643	SMF
1990 >	Hi Lux All Petrol	635	643	SMF
1990 >	Stallion, Venture, Van & TUV All Petrol.	618	628	SMF
1990 >	Venture & Condor Diesel	628	646	SMF
1990 >	Venture & Condor Petrol	618	628	SMF
1990-94	Hi Lux Diesel	643		SMF
1993 >	Coaster Bus Diesel	650		SMF
1993 >	Coaster Bus Petrol	622	638	SMF
1993 >	Land Cruiser Pick-up Diesel	650	674	SMF
1993 >	Land Cruiser Pick-up Petrol	639	657	SMF

Replacement Battery Selection Guide

Light Commercial Vehicles

Year	Make and Model	Recommended Replacement	Alternative	Technology
------	----------------	-------------------------	-------------	------------

TOYOTA

1993 >	Venture 2.4 Diesel	643	643	SMF
1994 >	Raider & Hi Lux Diesel	657	643	SMF
1994 >	Raider Petrol	635	657	SMF
1997 >	Landcruiser & Prado Diesel	650	639	SMF
1997 >	Landcruiser & Prado Petrol	621	628	SMF
1997 >	Landcruiser & Prado Petrol	621	628	SMF
1999 >	Conquest Carri 1.3	618		SMF
1999 >	Hi Lux Diesel 2.4 & 3.0	657		SMF
1999 >	Hi Lux Petrol	646	643	SMF
1999 >	Hi-Ace	635		SMF
2003 >	Hi Lux Petrol ALL	646		SMF
2003 >	Hi Lux Diesel ALL	657		SMF
2005 >	Hi Lux 2.5 2.7 Petrol	646		SMF
2005 >	Hi Lux 4.0 Petrol	652		SMF
2005 >	Hi Lux 2.5 Diesel	652		SMF
2005 >	Hi Lux 3.0 Diesel	668	652	SMF
2005 >	Hi Lux 2.5td SRX	652	652	SMF
2005 >	Quantum	638		SMF

VOLKSWAGEN

1978-89	Kombi All	628	628	SMF
1980-85	Kombi 2000cc	628		SMF
1981 >	Golf Diesel LDV	647		SMF
1981 >	Golf LDV	618	628	SMF
1983-89	Kombi 1.9	628	647	SMF
1989 >	All Kombi, Van & LDV	647		SMF
1996 >	Golf Caddy LDV	628	647	SMF
2005 >	LT 35 All Models P/Van	658		SMF
2005 >	LT 46 All Models P/Van	658		SMF

Replacement Battery Selection Guide

Commercial Vehicles

Year	Make and Model	Recommended Replacement	Alternative	Technology
AAD/DAF				
1994 ON	AAD 18-140	683 x 2		SMF
1994 ON	DAF 17-290	341 x 2		SMF
1997 ON	LDV CONVOY AND LDV 400	628		SMF
1997 ON	MAXI 320 DIESEL BUS	628		SMF
1997 ON	ENDURER BUS	628 x 2		SMF
1997 ON	DAF 45 AND 50	674 x 2		SMF
1997 ON	DAF 85 AND 95	689 x 2		SMF
AEC				
1967-89	2G6 , 3G6	333 x 4		Vented
1968-69	MAMMOTH MAJOR , MANDATOR	675		SMF
1969-71	TG4 , TG6 ,TG8	675 x 2		SMF
ASIA				
1997 ON	COASTAL	671 x 2		SMF
DAF				
1968-70	ALL MODELS	638		SMF
1995 >	85/360 ATI , 95/430 ATI	689 x 2		SMF
2002 >	95XF, 85CF, 85LF	692 x 2		SMF
2002 >	45LF, 55LF	675 x 2		SMF
2010>	CF85.410	687 x 2		SMF
2010>	XF105.460 All	687 x 2		SMF
DEUTZ (SEE MARGIRIUS)				
	MERCURY , SATURN , PLUTO , JUPITER			SMF

Replacement Battery Selection Guide

Commercial Vehicles

Year	Make and Model	Recommended Replacement	Alternative	Technology
DMA (DELPHOS MOTOR ASSEMBLY)				
1997 ON	YC1050 2.8 TONNER RANGE	638 x 2		SMF
1997 ON	PANTHER 2.5L 1 TONNER	638		SMF
ERF				
1957-61	44R,66R,66GX,68GX,66RH,66RQ,66TGSG	333 x 4		Vented
1957-61	LK44,64SP	333 x 2		Vented
1961-65	64P,64G,64GX,66TSGX,66GX,68GX	333 x 4		Vented
1988 ON	64A 280,64A 290,66A 280,84 AV 360	675 x 2		SMF
1988 ON	86 AV 330,86 AV 360,86 AV 380,86 AV 435	689 x 2		SMF
1988 ON	88 AV 480 HD	689 x 2		SMF
1988 ON	88 AV 330, 88 AV 380	689 x 2		SMF
2000 >	Cummins Engine	689 x 2		SMF
2000 >	ADE Engine	675 x 2		SMF
FAW				
2001 >	All Models	674 x 2		SMF
2001 >	1,5 - Ton, 2 - Ton	674		SMF
2005>	2.0 Ton Chassis Cab A/C	674 x 2		SMF
2005>	2.0 Ton 4.2 Local D/Side Body	674 x 2		SMF
2005>	9.140 All Models	674 x 2		SMF
2005>	11.140 All Models	674 x 2		SMF
2005>	12.160 All Models	674 x 2		SMF
2005>	13.160 All Models	674 x 2		SMF
2005>	22.210 All Models	674 x 2		SMF
2008>	15.180	674 x2		SMF
2007>	26.240	681 x 2		SMF
2006>	28.280 and 33.330	690 x 2	689	SMF
FIAT				
1974-75	9-15 TON	683 x 2		SMF
1974-75	15-20 TON	689 x 2		SMF

Replacement Battery Selection Guide

Commercial Vehicles

Year	Make and Model	Recommended Replacement	Alternative	Technology
------	----------------	-------------------------	-------------	------------

FIRMACO

2006>	Powerstar All	689 x 2		SMF
-------	---------------	---------	--	-----



FODEN

1988 ON	4000 S108R	688 x 2		SMF
---------	------------	---------	--	-----

FREIGHTLINER

2007-2013	All	793 x 4		SMF
2014>	All	674 x 4		AGM

FORD

1971-79	D-900,100,1400,DIESEL	675 x 2		SMF
1973-79	R1114 BUS	328 x 2		Vented
1978-79	LOUISVILLE ALL	688 x 2		SMF
1982-86	CARGO ALL MODELS	675 x 2		SMF
1986 ON	FORD 3 TONNER PETROL	622		SMF
	FORD 3 TONNER DIESEL	622 x 2		SMF
1986	FREIGHTLINER	671 X 2		SMF

INTERNATIONAL

1973-83	ACCO 1600,1800 SERIES	333 x 2		Vented
1976-83	PAYSTAR EEV F5070-350 , EEV F5070 -400	333 x 2		Vented
1980-83	SF2650 WITH ADE 407 6 x 4	650 X 3		SMF
	SF2670 WITH ADE 6 x 4			SMF
	SF2670 WITH ADE 4 x 2			SMF
	SF2670 WITH FORMULA 350 6 x 4			SMF
	SF2670 WITH FORMULA 300 6 x 4			SMF
	SF 2630 WITH D7 466 B 6 x 4			SMF
	SF 2630 WITH D7 466 B 4 x 2			SMF
1981-83	ACCO C SERIES	333 x 2		Vented

Replacement Battery Selection Guide

Commercial Vehicles

Year	Make and Model	Recommended Replacement	Alternative	Technology
------	----------------	-------------------------	-------------	------------

INTERNATIONAL

1981-83	S 2670 WITH ADE 407 TURBO 4 x 2	674 x 3		SMF
	SF2650 WITH ADE 407 6 x 4			SMF
	SF2670 WITH ADE 407 6 x 4			SMF
	SF2650 WITH D7 466 B 6 x 4			SMF
	SF2670 WITH FORMULA 300 6 x 4			SMF
	SF2650 WITH DT 466 B 4 x 2			SMF
	SF2670 WITH FORMULA 300 4 x 2			SMF
1983-85	1850D,1890D	333 x 2		Vented
1993 ON	2000D,F2000D,210D,F210D	328 x 2		Vented
	9400 NS,9400 S,9700			SMF
1995 ON	NEW SERIES	674 x 2		SMF
1997 ON	EAGLE RANGE	793 x 4		SMF
2004>	7400 ER	793 x 3		SMF
2004>	7600 Highway	793 x 3		SMF
2005>	9800	793 x 4		SMF

ISUZU

1967-82	TD 50C	682		SMF
1968-76	TD 4DE/TD 8DE	689 x 2		SMF
1968-76	TWD 50 , TXD 40/50/53/60	680 x 2		SMF
	TWD 55 , TXD 70E	680 x 2		SMF
	WASP KRD-10	631 x 2		SMF
	SFR 420,460	680		SMF
	SLR 350,360,520	689 x 2		SMF
1980-88	SPZ 440,580,451,581, VPR 290	689 x 2		SMF
1976-83	SBR 422,422B	671 x 2		SMF
1977-82	TLD 44/45	683		SMF
1982-86	TXD 50L	680 x 2		SMF
	BD 61/65	690 x 2		SMF
1979-83	JCR 360/500	671 x 2		SMF
1981-86	SHR,SHX,VHZ	682 x 2		SMF
1983-86	VHZ 441,VPZ441	690 x 2		SMF

Replacement Battery Selection Guide

Commercial Vehicles

Year	Make and Model	Recommended Replacement	Alternative	Technology
ISUZU				
1980-86	TXD 44/55	671 x 2		SMF
1983-86	TLD 44A/54A	689		SMF
1983-87	FSR,FTR,FVR,FVT	671 x 2		SMF
1983-88	EXR,EXZ,CUR,CXZ	682 x 2		SMF
1986-89	NKR 99/NPR 99	685		SMF
1989 ON	F3500,F4000,F5000,6500,F8000,F9000	674 x 2		SMF
1993 ON	F8000D,F9000D,F5000D	674 x 2		SMF
1993 ON	SPR 4223	622 x 2		SMF
2004 >	KB All Models	638		SMF
2004>	F-Series All Models	689 x 2		SMF
2004>	N-Series All Models	689 x 2		SMF
2008>	NPR 300 All	649 x 2		SMF
2008>	NPR 400 All	639 x 2		SMF
2008>	NQR and FRR 500	639 x 2		SMF
2008>	NLR 150	648 x 2		SMF
2008>	FTM 1200	658 x 2		SMF

Year	Make and Model	Recommended Replacement	Alternative	Technology
IVECO				
1992 ON	190-36 , 260-36 , 280-48	689 x 2		SMF
1997 ON	EUROTRAKKER RANGE	689 x 2		SMF
1997 ON	EUROTECH RANGE	658 x 2		SMF
1997>	Euro Cargo 150 E 18 N	658 x 2		SMF
1997>	Super 260c 27	683 x 2		SMF
1997>	Super 380c 31	689 x 2		SMF
1997>	Super 440c 42	689 x 2		SMF
1997>	Super 700c 42	689 x 2		SMF
1997>	Super Ewo	658 x 2		SMF
1997>	Turbo Daily	674		SMF
1997>	Turbo Charge 712 / 1414 / 709	658 x 2		SMF
2004>	Daily All Models	689 x 2		SMF
2004>	Euro Trakker All Models	689 x 2		SMF
2004>	New Euro Cargo All Models	689 x 2		SMF

Replacement Battery Selection Guide

Commercial Vehicles

Year	Make and Model	Recommended Replacement	Alternative	Technology
IVECO				
2004>	Stralis / Euro Tech All Models	689 x 2		SMF
2004>	Buses 100E17 "Silent Rider" 36 Seater	689 x 2		SMF
2004>	Buses 100E21 "Cub" 36 Seater	689 x 2		SMF
2007>	35S12V	674		SMF
2007>	35S15V	674		SMF
2007>	50C15 Range All	674		SMF
2007>	65SCAll	674		SMF
2005>	Eurogargo	674		SMF
2005>	Eurotrakker range	688		SMF
2005>	Stralis range	688		SMF

Year	Make and Model	Recommended Replacement	Alternative	Technology
KOMATSU				
	ALL MODELS,WA 250 , 350	680		SMF
	GD 523 A-1	674		SMF


Year	Make and Model	Recommended Replacement	Alternative	Technology
LEYLAND				
1976-81	154,270,255,BOXER,708,1009,1209,1219M,1211M,1311M 1309M	675		SMF
1981-85	1410/1412/2212	671 x 2		SMF
1981-85	1614/1617/121/2424/2421/241	675 x 2		SMF
1983-85	1612/2412	674 x 2		SMF
1983-85	1614 ECONOMY B5	689 x 2		SMF
1985-86	BUS RANGE	328 x 4	341 x 4	Vented
1994 ON	DAF 45,50	674 x 2		SMF
	DAF 85,95	689 x 2		SMF
1995 ON	DAF17-290	341 x 2		Vented
	ADD18-140	683 x 2		SMF
	ADD LDV	628		SMF


Replacement Battery Selection Guide

Commercial Vehicles

Year	Make and Model	Recommended Replacement	Alternative	Technology
------	----------------	-------------------------	-------------	------------

 MACK				
1973-85	R865 , F785	333 x 4		Vented
1985 ON	R686 , F786	333 x 4		Vented
	OPTIONAL	688 x 2		SMF
1997 ON	SERIES RD , CH & CL	793		SMF

 MARGIRUS-DEUTZ				
1968-71	ALL MODELS	689 x 2		SMF
1974-75	D2C2 EV110 BUS	341 x 4		Vented
1974-75	R80 BUS	674 x 2		SMF
1974-75	130D,232D	685 x 2		SMF
1975	160D,170D	685 x 2		SMF
1971-75	230D SERIES	685 x 2		SMF

 MAN				
1980-92	9 SERIES	690 x 2		SMF
1980-94	SERIES 14,16,19,22,24,26	685 x 2		SMF
1980-91	BUS RANGE SERIES 16 AND	341 x 4		SMF
1996	17 OPTIONAL	685 x 2		SMF
1992-93	BUS RANGE SERIES 19	689 x 2		SMF
	OPTIONAL	341 x 4		Vented
1996 ON	26,552	675 x 2		SMF
2005>	All Models	692 x 2		SMF
2005>	L/M Chassis Range all Models	696 x 2		SMF
2005>	TGA Chassis Range all Models	696 x 2		SMF
2005>	Bus range all Models	696 x 2		SMF
2007>	10.180	658 x 2		SMF
2007>	18.240	683 x 2		SMF
2007>	18.240	683 x 2		SMF
2010>	TGS Range all	669 x 2		SMF

Replacement Battery Selection Guide

Commercial Vehicles


Year	Make and Model	Recommended Replacement	Alternative	Technology
------	----------------	-------------------------	-------------	------------


 MERCEDES-BENZ				
1968-80	L508 , L608 , L613	652 x 2		SMF
	L-TYPE (MEDIUM)			SMF
1969-83	L911,L1011,L1013,L1113,L1213,L1313, L1413,L1513,L1517	689		SMF
	L-TYPE (HEAVY)			SMF
1969-83	L/LS 1418,L/LS1918,L/LS1921, LS 1924,L 2019,LS 1928 L/LS 2624,L/LS 2628,2637	689 x 2		SMF
	NEW GENERATION (MEDIUM)			SMF
1978 ON	1213 , 1413 , 1417	691		SMF
	NEW GENERATION (HEAVY)			SMF
1974 ON	1419,2219,1924,1926,1928,1933, 2624,2628,2632,2633, 2636,2638,2224,2225,2233, 333,326,262,637	682 x 2		SMF
	LN 1 (SPEEDLINER)			SMF
1990 ON	609 , 811	674		SMF
	LN 2 (ECONOLINER)			SMF
1990 ON	:1114,1314,1417,1617	671 x 2		SMF
	SK (POWERLINER)			SMF
1990 ON	:1735,2435,2444	683 x 2		SMF
	BUS			SMF
1969-71	OF1313	688		SMF
1971 ON	OF1113,1313	688		SMF
1978 ON	OF1317,OF1417,OF1617	682 x 2		SMF
1981 ON	OF1419,OF1619,OF1624	682 x 2		SMF
1986 ON	OH1625,OH1628	689 x 2		SMF
1996 ON	OF1724	689 x 2		SMF
1997 ON	MERCEDES SPRINTER	654		SMF
1998>	Truck all models	692		SMF
2002>	MB 800	674 x 2		SMF
2004>	Atego	689 x 2		SMF
2004>	Axor 2	689 x 2		SMF


Replacement Battery Selection Guide

Commercial Vehicles

Year Make and Model Recommended Replacement Alternative Technology

 MERCEDES-BENZ				
2004>	Actros 2	689 x 2		SMF
2004>	Bus	689 x 2		SMF
2004>	Sprinter All	658		SMF
2010>	Atego	683 x 2		SMF
2007>	Axor All	692 x 2		SMF
2007>	Actros All	692 x 2	696	SMF


 MITSUBISHI/FUSO				
1965-68	K800, K900, K7900	674 x 2		SMF
1981-85	Canter Diesel	638 x 2		SMF
1981-85	Canter Petrol	638		SMF
1981-85	FK	682 x 2		SMF
1984-86	FK & FM	671 x 2		SMF
1998>	Canter Diesel	657		SMF
2006>	Fuso 3 Ton	657 x 2		SMF
2010>	Canter FE 7-143	638 x 2		SMF
2010>	FusoFK13-240			SMF

 NISSAN UD				
1975-93	5 Ton CM8, 6 Ton CM10, Diesel	657 x 2		SMF
1975-93	780, CK30, CW45/46/47	682 x 2		SMF
1988-93	CK 30D, CW 46 PAN, CW46PA	682 x 2		SMF
1975-93	CM12, CM14, CM15, CM16, Diesel	682 x 2		SMF
1987-93	CW55 and CW56	682 x 2		SMF
1993>	CW 290 HTA/HTF	685 x 2		SMF
1993	CW 350 HTA/HTF	685 x 2		SMF
2001>	Cabster 20 T90 S/C, T91 D/C	657		SMF
2001>	Cabster 35/552, 40/553, 40L/554	638 x 2		SMF
	Cabster 20 SC Cabster 20 DC	638 x 2		SMF
2001>	CB31R Bus T04	682 x 2		SMF
	UD35	657 x 2		SMF

Replacement Battery Selection Guide

Commercial Vehicles

Year Make and Model Recommended Replacement Alternative Technology

 NISSAN UD				
	UD40	657 x 2		SMF
	UD40L	657 x 2		SMF
	UD60	657 x 2		SMF
2001>	UD 70 T52, 80 T53, 85 T54, 90 T55, 95 T57	657 x 2		SMF
	UD70	657 x 2		SMF
2001>	UD80	657 x 2		SMF
	UD85	657 x 2		SMF
	UD90	657 x 2		SMF
	UD95	657 x 2		SMF
2001>	UD 290 KT T10, WD T12, WF T13	682 x 2		SMF
	UD290 KT	682 x 2		SMF
2001>	UD 350 KT T11, WF T14, WT T16	682 x 2		SMF
	UD350 KT	682 x 2		SMF
	UD290 WD	682 x 2		SMF
	UD290 WF	682 x 2		SMF
	UD 290 WM	682 x 2		SMF
	UD350 WT	682 x 2		SMF
	UD440 ST	682 x 2		SMF
	UD440 WF	682 x 2		SMF
2001>	UD 430 WT T17	682 x 2		SMF
2012>	GW 26410 and 26490	690 x 2		SMF
2013>	UD 35A and 40B,	669 x 2		SMF
2013>	UD 60B , 70B , 80B , 85B , 90B , 95B and 100A	657 x 2		SMF
2013>	UD 330WF	681 x 2		SMF
2001>	UD 430 WT T17	682 x 2		SMF
2012>	GW 26410 and 26490	690 x 2		SMF
2013>	UD 35A and 40B,	669 x 2		SMF
2013>	UD 60B , 70B , 80B , 85B , 90B , 95B and 100A	657 x 2		SMF
2013>	UD 330WF	681 x 2		SMF

 PETERBILT				
1989>	R385,AE,CSH and Premium Range	793		SMF

Replacement Battery Selection Guide

Commercial Vehicles

Year Make and Model Recommended Replacement Alternative Technology

RENAULT RENAULT

Year	Make and Model	Recommended Replacement	Alternative	Technology
1997 ON	R 385 , AE , CSH AND PREMIUM RANGE	689 x 2		SMF
2001>	Kerax, Magnum (Retarder Breaking System), Premium	692 x 2		SMF
	Kerax 350.34 Tipper 6X4	689 x 2		SMF
	Kerax 350.34 Rigid 6X4 with ABS	689 x 2		SMF
	Kerax 400.34 Tractor 6X4 Intarder, ZF 16S221	689 x 2		SMF
	Kerax 400.19 Tractor 4X2 Intarder	689 x 2		SMF
	Kerax 400.19 Tractor 4X2 Intarder, Air suspension	689 x 2		SMF
	Kerax 400.40 Rigid 8X4 with PTO	689 x 2		SMF
	Midlum 220.18 Rigid 4X2 ABS	689 x 2		SMF
	Midlum 220.18 Tipper 4X2 with PTO	689 x 2		SMF
	Midlum 2701.25 Rigid 6X2 Air suspension	689 x 2		SMF
	Midlum 220.13 Rigid 4X4	689 x 2		SMF
	Premium 420.19 Tractor 4X2 Intarder	689 x 2		SMF
	Premium 420.19 Tractor 4X2 Intarder, Air suspension	689 x 2		SMF
	Premium 420.19 Tractor 4X2 Astronic	689 x 2		SMF
	Premium 420.26 Tractor 6X4 Intarder, Astronic	689 x 2		SMF
2004>	Kangoo Express van	619		SMF
2004>	Kangoo Express 1,5 dCi	619		SMF

TOYOTA/HINO

Year	Make and Model	Recommended Replacement	Alternative	Technology
1974-77	DYNA ALL MODELS	622		SMF
1974-93	6000 DA 110/115/116	681 x 2		SMF
1974-79	HINO KB AND KL RANGE	681 x 2		SMF
	KL340 END SERIES	650		SMF
	LK360, KL302, KL340, KL360, BY340 BUS	328 x 4		Vented
	H320/TH340 CHASSIS	680 x 3		SMF
1979-84	42/260 , 39/260 , 26/260	689 x 2		SMF
1977-93	D.A. SERIES	682 x 2		SMF
1980	42/260 , 39/260 , 26/260	689 x 2		SMF
1982-85	DYNA (DIESEL)	674		SMF
1982-85	DYNA (PETROL)	622		SMF
1985	HINO-SUPER DOLPHIN	690 x 2		SMF

Replacement Battery Selection Guide

Commercial Vehicles

Year Make and Model Recommended Replacement Alternative Technology

TOYOTA/HINO

Year	Make and Model	Recommended Replacement	Alternative	Technology
1983-93	HINO "F" SERIES	682 x 2		SMF
1985	DA 110/116	682 x 2		SMF
1988-93	SUPER DOLPHIN 26-240, 26-280, 35-240, 39-240, 41-280, 44-280, 55-330, 55-380, 55-350	690 x 2		SMF
1988-93	DYNA CW U95 , HINO FD19-176 , FF13-176, FG14-77	682 x 2		SMF
1988-93	HINO FE 12-133 , FE 14-173 , 35-240 , 41-280, 44-280, 55-330 , 55-380	682 x 2		SMF
1993 ON	HINO 25-173 , 35-243 , 41-293 , 47-294 , 57-354	689 x 2		SMF
1993 ON	HINO 25-173	682 x 2		SMF
1994>	All Trucks	689 x 2		SMF
	NEW GENERATION DYNA			SMF
	4-093 – 1.5 Ton Chassis Cab	657		SMF
	4-093 – Ton Dropside	657		SMF
	4-093 – 1.5 Ton Van Body	657		SMF
	5-103 – 2.5 Ton Chassis Cab SWB	657 x 2		SMF
	5-104 – 2.5 Chassis Cab LWB	657 x 2		SMF
	6-104 – 3.5 Ton Chassis Cab S/LWB	657 x 2		SMF
	7-105 – 4 Ton Cab S/LWB	657 x 2		SMF
	7-145 – 4 Ton Chassis Cab S/LWB	657 x 2		SMF
	8-145 – Ton Chassis Cab S/LWB	657 x 2		SMF
	New 700 Series all models	696 x 2	692	SMF
2010>	500 Series (Hino Super F-Series) all models	657 x 2		SMF
2010- 2013	300 Series All	657 x 2		SMF
2014>	300 Series All	652 x 2		SMF

VOLVO

Year	Make and Model	Recommended Replacement	Alternative	Technology
1994 ON	F12	689 x 2		SMF
1994 ON	B7 AND B10 BUS RANGE AND B12 COACH RANGE	689 x 2		SMF
2006>	FM 400, FH 400 , FH 440 , FH 440 and FH 480	696 x 2		SMF
2010>	FMX 440	696 x 2		SMF

Replacement Battery Selection Guide

Commercial Vehicles

Year Make and Model Recommended Replacement Alternative Technology



WARRIOR

Year	Make and Model	Recommended Replacement	Alternative	Technology
2010>	Warrior Kingrun 9-140	674		SMF
2010>	Warrior Kingrun 14-180	674		SMF
2006>	Warrior 17-210	681 x 2		SMF
2005>	Warrior 26-300	689 x 2		SMF
2009>	Warrior 420	692 x 2	689	SMF

Tractors



ALLIS CHALMERS

Year	Make and Model	Recommended Replacement	Alternative	Technology
	B.C. WK. WD, WF, H3	309		Vented
	B. Perkins Diesel	660		SMF
	HD: 3, 5, 5G, 7, 8, 9, 10W, 12AD: 3, 4	333 x 2		Vented
	HD: 14, 15, 19, 19H, 20	333		Vented
	HD 7 / 10	328		SMF
	HD 6 / 11	680		SMF
	K	309		Vented
	S	333		Vented
	D270 and 272 Diesel	660		SMF
	Paraffin	622		SMF
	Harvester-Gleaves	333 x 2		Vented
	HD21	688		SMF
	JD6, 11, 16	689		SMF
	545B, 605B	671 x 2		SMF
	645B	689 x 2		SMF
	745HB	687 x 2		SMF
1983>	All Models	674 x 2		SMF



BMC

Year	Make and Model	Recommended Replacement	Alternative	Technology
1968	Mini Tractor	650		SMF
1968	345 Tractor	659		SMF
1968	465 Tractor	333		Vented

Replacement Battery Selection Guide

Tractors

Year Make and Model Recommended Replacement Alternative Technology



BRISTOL

Year	Make and Model	Recommended Replacement	Alternative	Technology
	H.A	333		Vented
	22 Diesel, 25 Petrol	674		SMF
	20 and 22 Petrol	657		SMF
	D, DC, DEX, DO, DS, DV	331		Vented
	La	333		Vented
	Sand V Series	309		Vented
	500, 600, 610, 830, 930	320		Vented
1976	Models 970, 1070, 1370, 2470	674 x 2		SMF
1976	Drot	665		SMF
	W14, W20	333 x 4		Vented
	W24, W26	689 x 2		SMF
	Model 430 Scat Back	674		SMF
	2090, 2290, 2390, 4490, 4690, 4890	674 x 2		SMF
	4496, 2394, 4494			SMF
2000>	C80 / 62KM	674		SMF
	C100 / 74KM	674		SMF

CASE III CASE

Year	Make and Model	Recommended Replacement	Alternative	Technology
2012>	Magnum series	674 x 2		SMF
2012>	JX 95	683	658	SMF
2012>	Farmil JX	658		SMF
2012>	Maxum 140	658	674	SMF
2012>	JX 75T, JX80, JX 90	658	674	SMF
2012>	Puma series	692	696	SMF



CATERPILLAR

Year	Make and Model	Recommended Replacement	Alternative	Technology
1945-57	D, 4	655		SMF
1956-57	D2, 4, 6, 8, 9, 933, 955, 977	333 x 4		Vented
1956-57	D2, 4, 933	658 x 2		SMF
1956-57	D6, 977	333 x 4		Vented
	920, 930, 950, 966, 953, 963, D3, D4, D5, D6, D7			

Replacement Battery Selection Guide


Tractors

Year Make and Model Recommended Replacement Alternative Technology

 CATERPILLAR				
	MOTOR GRADERS: 12G,140G	688		SMF

 CHALLENGER				
	865 series	674 x 4		SMF
	965 series	674 x 4		SMF
	765 series	674 x 4		SMF
	600 series combine	674 x 4		SMF
	500 series combine	Refer to dealer		SMF

CLAYTON COMBINE				
	M135, M122	333 x 2		Vented


 DAVID BROWN				
	Cropmaster	309		Vented
	Taskmaster-2D Industrial-Petrol	650		SMF
	Taskmaster-2D Industrial-Diesel	333 x 2		Vented
	Diesel Models 900D, SD, 4 / 3, 25D, 30D, 50D	333 x 2		Vented
	Models 900G, 900K, 990K	650	657	SMF
	Models 25, 30C-Petrol	650	657	SMF
	VAK Series	309		SMF
	S/K 4/3	650	657	SMF
	990, 880, 770	674		SMF
	880, 950D	331 x 2		Vented
1976>	995, 1210, 1410, 885, All A. Models	694		SMF


 DEUTZ FAHR				
	M900, M1000, M1102, M1320H M1302, F2L-514	309		Vented

Replacement Battery Selection Guide

Tractors

Year Make and Model Recommended Replacement Alternative Technology

 DEUTZ FAHR				
	F3L-514 /6	333 x 2		Vented
	F1L-514, F4L-514	674		SMF
	D25S, D30	670		SMF
	F-2 M	689		SMF
	F-3 M	670		SMF
	F2L-712	313 x 2		Vented
	Crawler F6L514	682		SMF
	Wheeler F4L514	680		SMF
	F3L 12, 40 h.p.	333 x 2		Vented
	D40S	333		Vented
	D30S	674		SMF
	D8005 and some D5505	333 x 2		Vented
	D5505 (Some)	650		SMF
	555 Air Cooled	333 x 2		Vented
	Models up to and incl. 4006	685		SMF
1976	5006, 8006, 10006, 13006, 6806, D6806, D7206	313 x 2		Vented
	6207, 6807, 7207, 720 A, DX90, DX90A	685		SMF
	DX120, DX120A, DX145, DX145A, DX160, DX160A, D470 Turbo A, D630 D710, Turbo A, D6507, DX5207, 6207			SMF

 FIAT				
1984>	55/46, 70/66, 80/60	674		SMF
	90/90, 100/90, 110/90	692		SMF
	115/90, 140/90, 160/90	692		SMF
	M100, M115, M135, M160	658 x 2		SMF
	55/56, 55/86, 60/86	674		SMF
	70/56, 72/86, 80/66	674		SMF


 FORD				
1972-75	F2000, F3000	658		SMF


Replacement Battery Selection Guide

Tractors

Year Make and Model Recommended Replacement Alternative Technology

 FORD				
1972-75	F4000, F5000	685		SMF
1972-75	F4500, 6500, 7500	685		SMF
1976	26-36	658		SMF
1976	46-96 WZL	313 x 2		Vented
1976-79	8600, 9600, 9700, 7600	685		SMF
1980	2600, 3600	658		SMF
1980	5600, 6600, 7600, TW20M, TW25, TW30, TW35, 2610 4110, 4610, 5610, 6610, 7610, 7640, 1164, F1900	685		SMF
2002>	TS-80	674		SMF
	TS-90	674		SMF
	80-30	685		SMF

 FORDSON				
1965	Fordson Dexta	658 CV		SMF
1966-93	Major 4000, 5000 series 6500, 7000, Series 754, 1164, 4500, F4500	685 685		SMF SMF


 INTERNATIONAL HARVESTER				
1978-87	384, 484, 584, 684, 784, 3588, 4786	674		SMF
1978-81	1055	333 x 2		Vented
1979-84	331, 1420, 1440, 1460, 1480	674		SMF
1981-84	284D, 485, 533, 533E, 533V, 633E, 685A, 684RC, 684A, 685RC, 785(AC), 5088, 4786	674		SMF
1981-84	1056, 1086, 6588 485, 588, 685, 785	333 x 2 674		Vented SMF

 JOHN DEERE				
1974-75	All Getrman Machines except 3130	674		SMF
1974-75	3010	674 x 2		SMF
1974-76	3010, 4010, 5010, 3020, 4230, 4430, 4630, 6030	333 x 2		Vented
1974-75	5020, 7520	658 x 2		SMF

Replacement Battery Selection Guide







Tractors

Year Make and Model Recommended Replacement Alternative Technology

 JOHN DEERE				
1974-75	4020	655 x 2		SMF
	4240, 4440, 4640, 8440, 8640	336 x 2		Vented
	8430, 8630, 8650, 8850	328 x 2		Vented
1992	4255	328 x 2		Vented
1975-93	All Models and imported Models	675		SMF
	Local: 2251, 2251m, 2351, 2651, 2951, 3350, 3650	675		SMF
	5000 Series all	674		SMF
	6000 Series all	685		SMF
	6M Series	685		SMF
	7000 Series	674		SMF
	8000 Series	674 x 2		SMF
	9000 Series	674 x 3		SMF
2012>	7 R Series	674 x 2		SMF
2012>	8R Series	674 x 3		SMF
2012>	9R Series	674 x 3		SMF
	Combines: all	674 x 2		SMF
	Sprayers all	674		SMF
	G70			SMF
	G190 / 87-70	674		SMF
	G210 / 87-70	674		SMF
	G240 / 87-70	674		SMF
	Fx450 Kerwer	658 x 2		SMF
	New Holland Model TR98	658 x 2		SMF
	New Holland Model TC54	658 x 2		SMF
	New Holland Model TC56	658 x 2		SMF
	New Holland Model L521	692		SMF
	New Holland Model L517	692		SMF
	New Holland Model TX62	658 x 2		SMF
	TN, TS, 30, 56, 86	674		SMF
	66	658		SMF
	90			SMF
	100-90	658		SMF
	110-90	658		SMF
	140-90	692		SMF

Replacement Battery Selection Guide

Tractors

Year	Make and Model	Recommended Replacement	Alternative	Technology
 JOHN DEERE				
JOHN DEERE	160-90	692		SMF
	TD 5-100& TD 5-110	685		SMF
	T 6090 & T8.390& T6050& T6070	689	692	SMF
	TT 75&TT80&TT55&B90B&TN80F&M160	658	674	SMF
	TM150/165/170/180	652 x 2		SMF
	TLB 90	685		SMF
	TT55/TT55Turbo/TT 75/TT75N	658	674	SMF
 OLIVER				
1974-79	All Models	674 x 2		SMF
 S.A.M.E.				
	All Models	682 x 2		SMF
	Graders - All Models	682 x 2		SMF
 VOLVO				
	0.25, Petrol, T230 Diesel	309		Vented
	T.32, T.34	331 x 2		Vented
	T.36, T.35	333 x 2		Vented
2001>	BUS B7F Engine	692 x 2		SMF
 URSUS				
	2812, 3512, 4512, 5312	674		SMF
 YANMAR				
	55, 240, 186, 276	630		SMF
	330, 336, 169	622		SMF
	250/275	622		SMF