

# How to Retrieve Domain WHOIS History Data After Redaction

Posted on March 29, 2023

WHOIS information is indispensable for any cybersecurity researcher. It is an essential resource for tracking down registration owners for a variety of reasons that range from settling trademark and cybersquatting disputes to configuring websites. With WHOIS records, a security analyst or website administrator can quickly get in touch with a registrant owner to resolve or file a dispute, transfer a domain with ease, or set up a valid Secure Sockets Layer (SSL) certificate.

With the General Data Protection Regulation (GDPR) implementation, however, the Internet Corporation for Assigned Names and Numbers (ICANN) was compelled to modify its policies for WHOIS data availability. ICANN's implementation of the Temporary Specification for Generic Top-Level Domain (gTLD) Registration Data in 2018 resulted in the redaction of millions of WHOIS records from the public domain.



Under the new rule, both registrars and registries must explicitly state that a domain's ownership details have been "Redacted for Privacy," unless, of course, the domain owner consents to share his or her registrant information publicly. This policy applies to all data accessible via WHOIS or Registration Data Access Protocol (RDAP) protocols.

WHOIS lookups have become more complicated ever since. What was once an activity that took a couple of minutes, now involves hours of Internet research and hopping from one application or database to another. Fortunately, there are other ways listed below through which analysts can obtain this critical domain data, such as a [WHOIS history search tool](#).

## What Are the Alternatives?

GDPR doesn't necessarily spell the end for publicly available WHOIS information, though. The temporary specification still allows users to obtain WHOIS data from registry operators for legitimate reasons by filing a request. Requesting parties must be able to prove that the domain has been engaged in cybersquatting, fraud, and other illegal activities. While the request process comes with its own set of challenges (i.e., lack of standardization for filing steps), there's no reason why security researchers should not pursue it.

For urgent requests, such as in the event of a criminal investigation, users can file for a subpoena. Subpoenas may cost users more and may take time, but it is the fastest route for requesting parties who hit a dead end with their WHOIS platforms or have not received any response from registrars. Some registrars may sometimes not respond to such requests for fear of violating GDPR.

Another means for cybersecurity researchers to get a domain's registrant record is by requesting it from abuse contacts. Registrars had to put up an abuse contact email for a domain in compliance with GDPR.

## How WHOIS History Search Can Help

Domain researchers can rely on [WHOIS History Search](#) when they encounter privacy-protected WHOIS details, especially for offending domains. By retrieving a domain's last known registrant details, it's possible to learn more about a domain's past usage and affiliations.

WHOIS History Search is part of our nine-in-one suite of domain monitoring and search tools, [Domain Research Suite \(DRS\)](#). It enables users to find a domain's historical records. These are segregated by date when the domain received updates and drawn from a comprehensive database that encompasses 15.6B+ domains that our company has crawled for over ten years. That explains why the tool yields accurate and complete results for domains.

Below are some common use cases of the tool.

- **Combating fraud:** WHOIS History Search can be used to collect evidence on fraudulent domains or infringers for trademark disputes, lawsuits, and cyber investigations.
- **Tracking attackers:** The tool can find associations between suspicious domains and known cybercriminal networks.
- **Domain investing:** Domainers can use it to determine whether a domain is a worthy investment and if it has no ties to any malicious campaigns.

## Steps in Retrieving Domain History Data

- Sign up for an account on the Domain Research Suite landing page. Each new account comes with 500 free DRS credits.
- Enter a domain name into the WHOIS History Search dashboard.

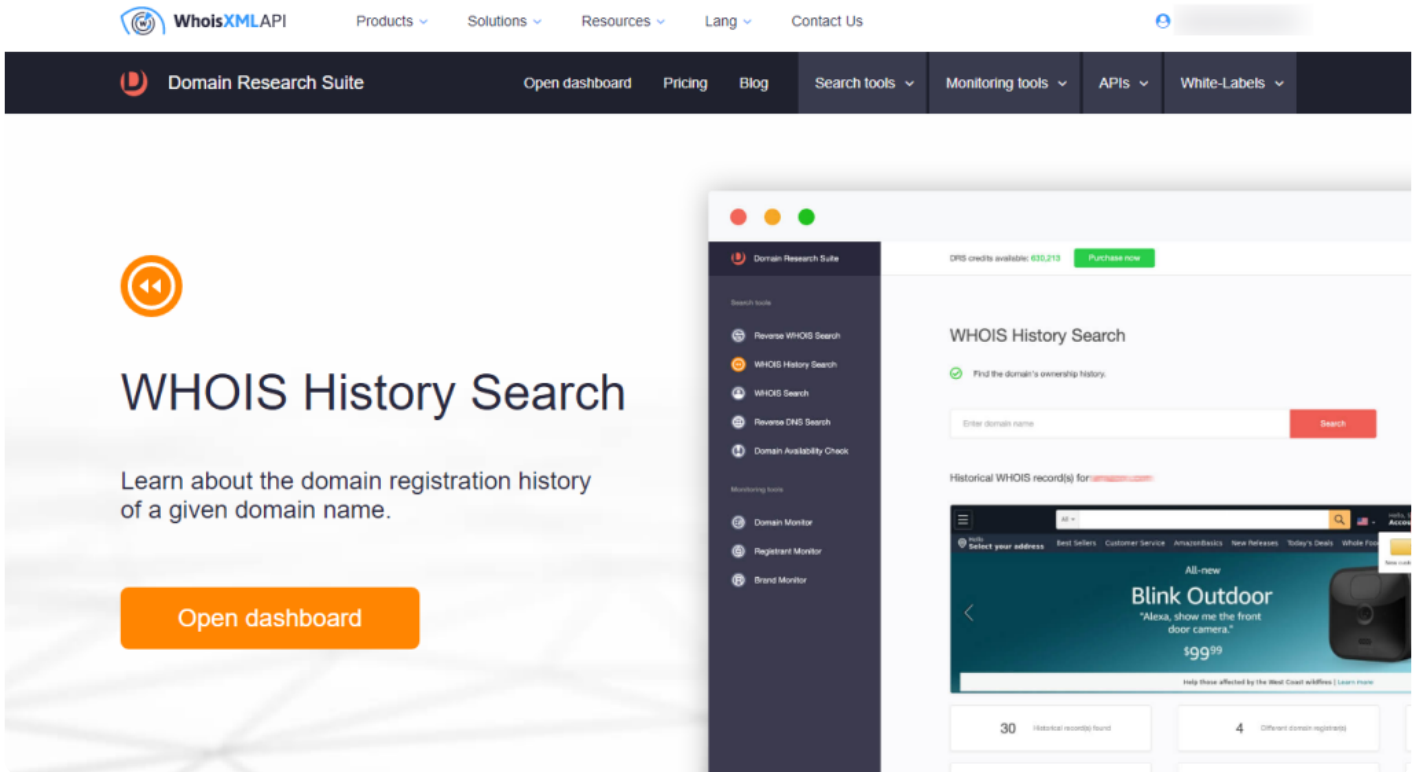
- The tool displays all historical WHOIS records for it, including its creation and expiration dates, current and previous owners and registrars, status, contact details, and name and WHOIS servers. The results fall into two sections:
  - The first section includes a tally of how many WHOIS records the domain has, the number of detected changes, registrars, records with public ownership data, and the total number of days the domain has been active.
  - The second section includes a breakdown of the records by date and expands the results to view each record.
- Users can download the results to their computers in the form of a PDF file. Alternatively, if they prefer a command-line tool similar to the original “whois” command to find the required records, this service can also be used with our “[bestwhois](#)” command-line tool after the subscription.

You may also like: [Who is History Search Web Tool Tutorial](#)

## WHOIS History Search Demo for Retrieving Unredacted Record Details of an Attack IoC

It's not uncommon for cybersecurity researchers to stumble upon domains identified as indicators of compromise (IoCs) whose WHOIS records have been GDPR-masked. If that's the case, they can follow this step-by-step guide to go on with their investigation.

1. Go to the WHOIS History Search website <https://drs.whoisxmlapi.com/whois-history>. [Log in](#).

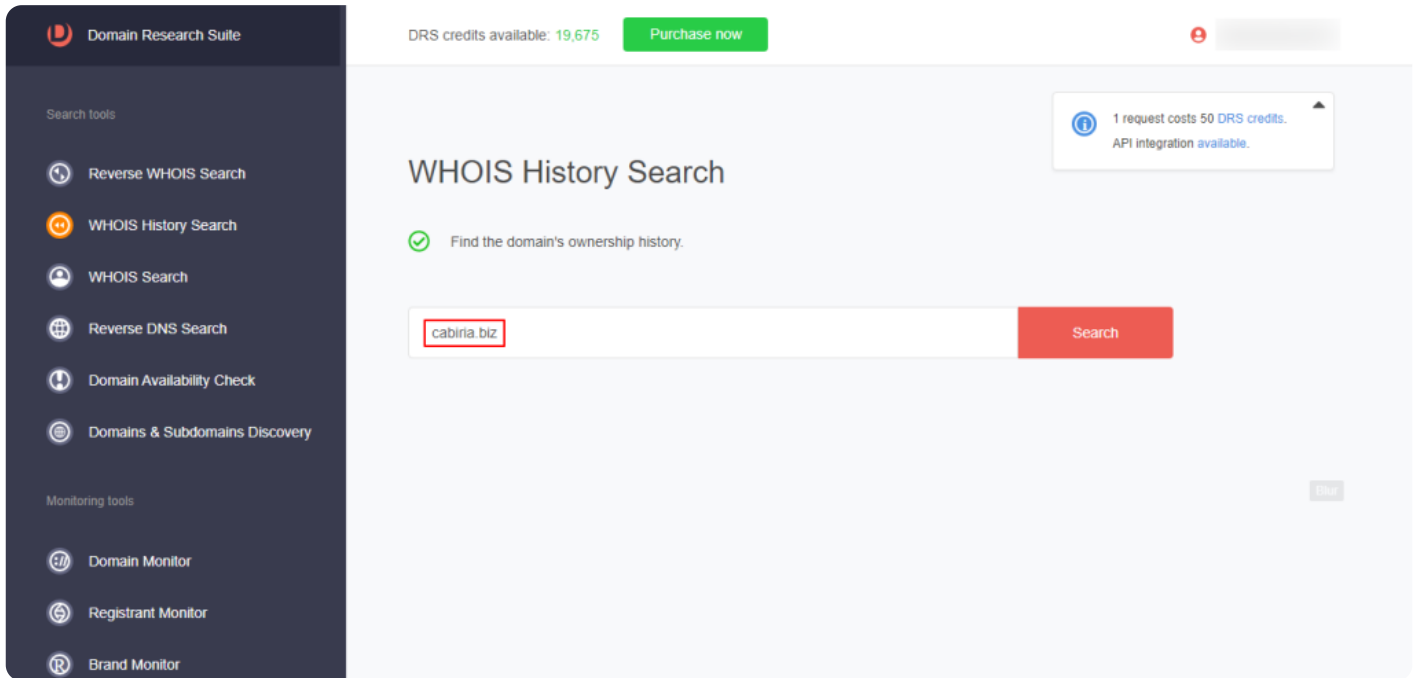


The screenshot displays the WhoisXMLAPI website's navigation and main content. The top navigation bar includes the WhoisXMLAPI logo, a user profile icon, and links for Products, Solutions, Resources, Lang, and Contact Us. A secondary dark navigation bar features 'Domain Research Suite' and various tool categories like Open dashboard, Pricing, Blog, Search tools, Monitoring tools, APIs, and White-Labels.

The main content area is split into two panels. The left panel, titled 'WHOIS History Search', features a play button icon and the text: 'Learn about the domain registration history of a given domain name.' Below this is an orange 'Open dashboard' button.

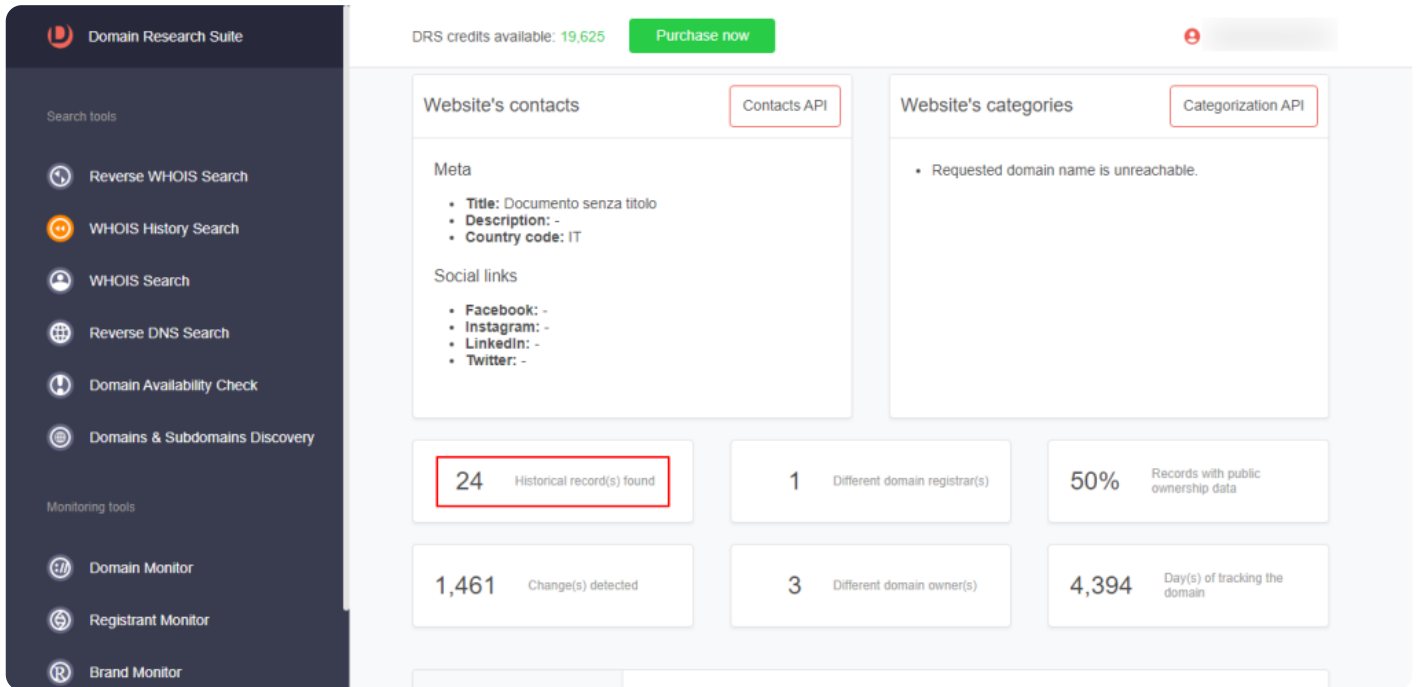
The right panel shows a live view of the 'WHOIS History Search' tool. It includes a 'DNS credits available: 630,213' indicator with a 'Purchase now' button. A search form prompts the user to 'Find the domain's ownership history' with an 'Enter domain name' input field and a 'Search' button. Below the search form, it shows 'Historical WHOIS record(s) for cabiria[.]biz' and a preview of a Blink Outdoor camera advertisement. At the bottom, it displays '30 Historical record(s) found' and '4 Different domain registrars'.

2. Type the domain name you want to investigate into the Search input field then click **Search**. For this demonstration, we used `cabiria[.]biz`—a known Lorec53 loC.



The screenshot shows the 'Domain Research Suite' interface. At the top, it displays 'DRS credits available: 19,675' and a 'Purchase now' button. A notification box indicates '1 request costs 50 DRS credits. API integration available.' The main heading is 'WHOIS History Search' with a sub-description 'Find the domain's ownership history.' A search input field contains 'cabiria.biz' and a red 'Search' button is to its right. A sidebar on the left lists various search and monitoring tools, with 'WHOIS History Search' highlighted.

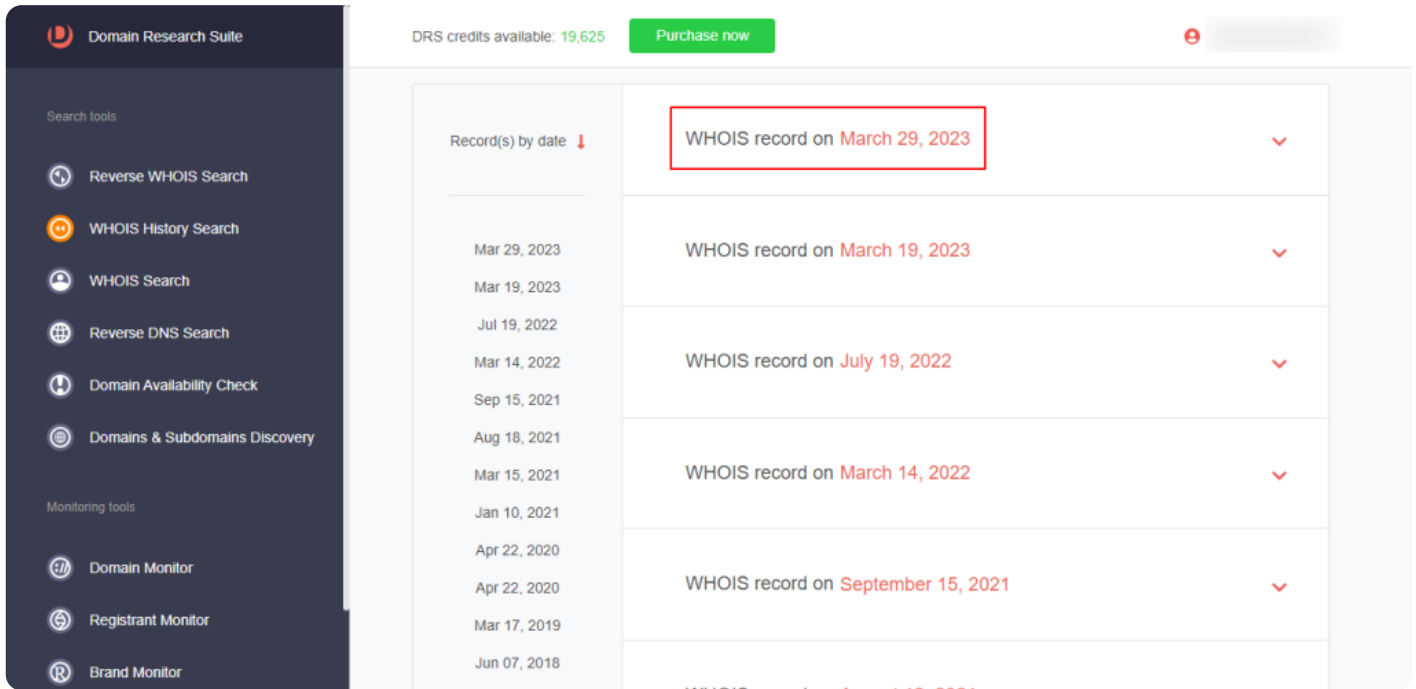
3. Scroll down to see how many historical WHOIS records the domain has. The bigger the number, the more chances you'll have of finding out who may own it.



The screenshot displays the 'Domain Research Suite' interface. On the left is a dark sidebar with navigation options under 'Search tools' and 'Monitoring tools'. The main content area shows 'DRS credits available: 19,625' and a 'Purchase now' button. Below this are two panels: 'Website's contacts' (with a 'Contacts API' button) and 'Website's categories' (with a 'Categorization API' button). The 'Website's contacts' panel includes 'Meta' information (Title: Documento senza titolo, Description: -, Country code: IT) and 'Social links' (Facebook: -, Instagram: -, LinkedIn: -, Twitter: -). The 'Website's categories' panel shows a message: 'Requested domain name is unreachable.' Below these panels are six summary cards: '24 Historical record(s) found', '1 Different domain registrar(s)', '50% Records with public ownership data', '1,461 Change(s) detected', '3 Different domain owner(s)', and '4,394 Day(s) of tracking the domain'.

4. Open the domain's current WHOIS record. In this case, that would be the one at the top dated March 29, 2023.





The screenshot shows the 'Domain Research Suite' interface. At the top, it displays 'DRS credits available: 19,625' and a 'Purchase now' button. A sidebar on the left lists various search tools under 'Search tools' and 'Monitoring tools'. The main content area shows a list of WHOIS records sorted by date, with the top record highlighted in a red box.

Record(s) by date ↓	WHOIS record on	
	March 29, 2023	▼
Mar 29, 2023	WHOIS record on March 19, 2023	▼
Mar 19, 2023		
Jul 19, 2022	WHOIS record on July 19, 2022	▼
Mar 14, 2022		
Sep 15, 2021	WHOIS record on March 14, 2022	▼
Aug 18, 2021		
Mar 15, 2021	WHOIS record on September 15, 2021	▼
Jan 10, 2021		
Apr 22, 2020		
Apr 22, 2020		
Mar 17, 2019		
Jun 07, 2018		

5. Scroll down to see if the record's registrant details are public. In this case, they've been GDPR-masked.

Domain Research Suite

DRS credits available: 19,625 [Purchase now](#)

Search tools

- Reverse WHOIS Search
- WHOIS History Search**
- WHOIS Search
- Reverse DNS Search
- Domain Availability Check
- Domains & Subdomains Discovery

Monitoring tools

- Domain Monitor
- Registrant Monitor
- Brand Monitor

JUL 11, 2017

Mar 20, 2017

Jun 18, 2016

Mar 27, 2016

Mar 01, 2016

Mar 20, 2015

Oct 30, 2014

Aug 07, 2014

Jan 11, 2014

Mar 18, 2011

### Status

clientTransferProhibited

### Registrant Contact

Registrant Name: REDACTED FOR PRIVACY >

Registrant Organization: **GDPR Masked** >

Registrant Street: REDACTED FOR PRIVACY >

Registrant City: REDACTED FOR PRIVACY >

Registrant State/Province: pr >

Registrant Postal Code: REDACTED FOR PRIVACY >

Registrant Country: ITALY >

Registrant Email: ---

Registrant Phone: ---

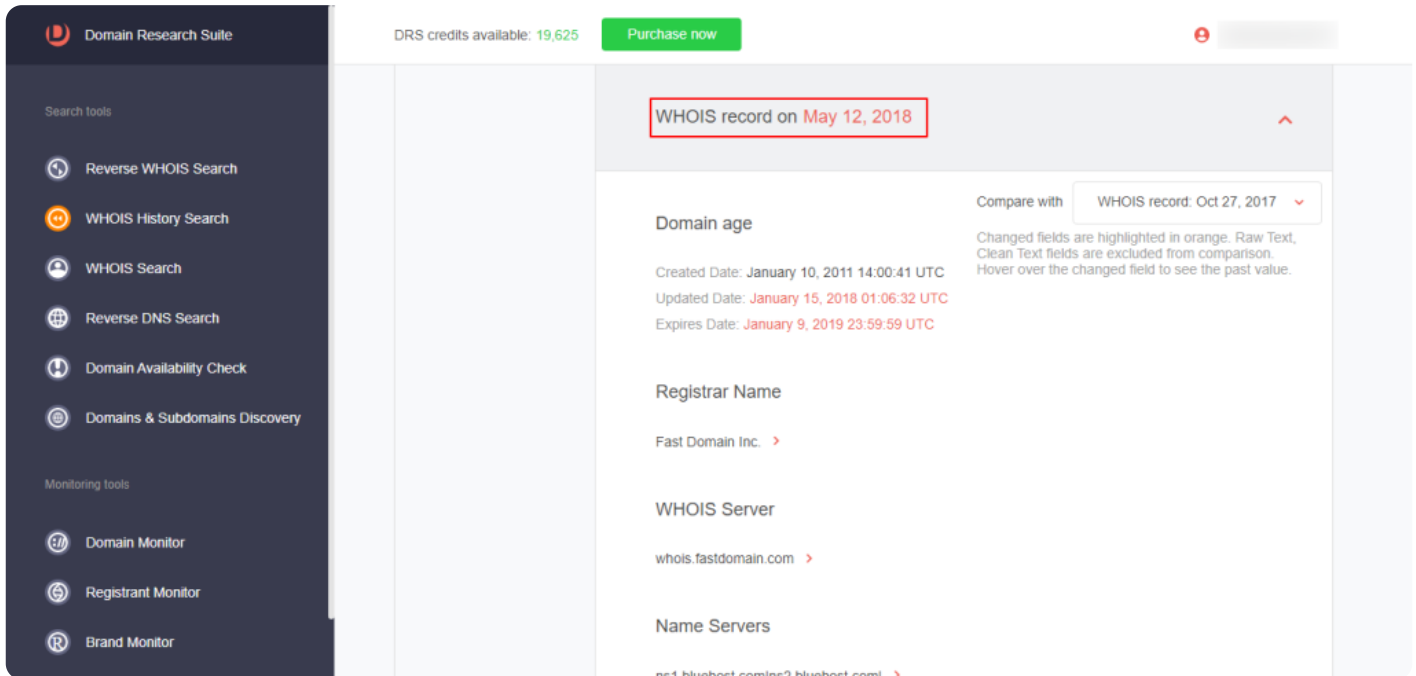
Registrant Phone Extension: REDACTED FOR PRIVACY >

Registrant Fax: ---

Registrant Fax Extension: REDACTED FOR PRIVACY >

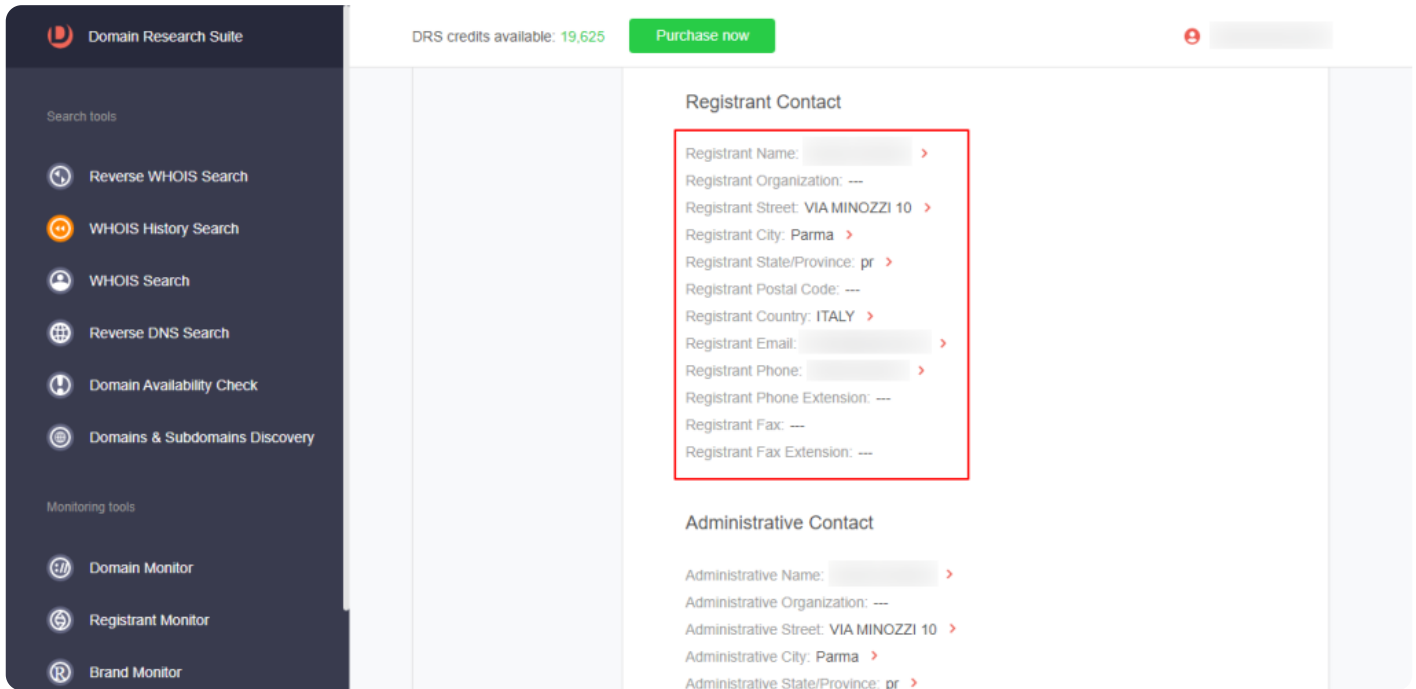
### Administrative Contact

6. Open all available historical WHOIS records until you see one whose registrant details haven't been redacted. In this case, that would be the one dated May 12, 2018.



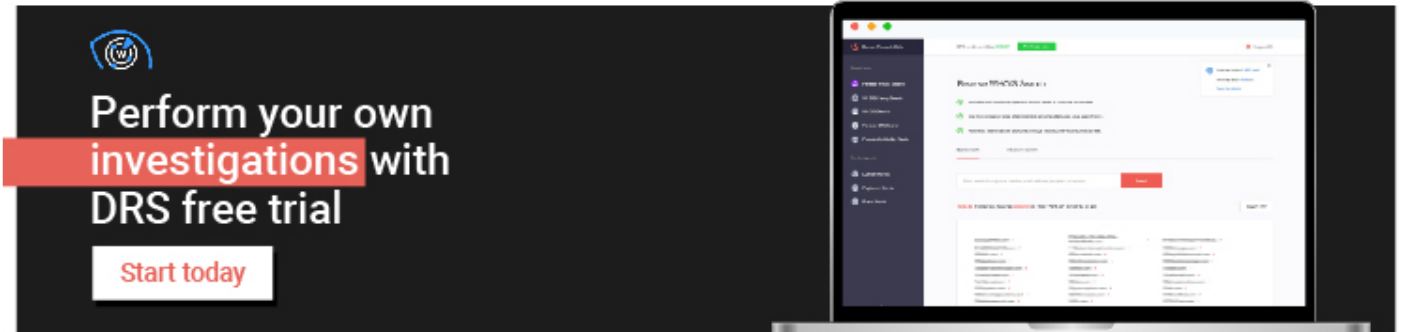
The screenshot displays the 'Domain Research Suite' interface. On the left is a dark sidebar with navigation options under 'Search tools' (Reverse WHOIS Search, WHOIS History Search, WHOIS Search, Reverse DNS Search, Domain Availability Check, Domains & Subdomains Discovery) and 'Monitoring tools' (Domain Monitor, Registrant Monitor, Brand Monitor). The main content area shows 'DRS credits available: 19,625' and a 'Purchase now' button. The central panel displays a 'WHOIS record on May 12, 2018'. A 'Compare with' dropdown is set to 'WHOIS record: Oct 27, 2017'. The 'Domain age' section lists: Created Date: January 10, 2011 14:00:41 UTC; Updated Date: January 15, 2018 01:06:32 UTC; Expires Date: January 9, 2019 23:59:59 UTC. The 'Registrar Name' is 'Fast Domain Inc.' with a right-pointing arrow. The 'WHOIS Server' is 'whois.fastdomain.com' with a right-pointing arrow. The 'Name Servers' are 'ns1.bluehost.com' and 'ns2.bluehost.com' with right-pointing arrows. A note states: 'Changed fields are highlighted in orange. Raw Text, Clean Text fields are excluded from comparison. Hover over the changed field to see the past value.'

7. Scrolling down the record would give you the domain's owner's name, email address, phone number, and other details. We've redacted them here for privacy reasons. If you're a security researcher, you can use the information to find other Lorec53 artifacts.



The screenshot displays the 'Domain Research Suite' interface. On the left is a dark sidebar with search tools: Reverse WHOIS Search, WHOIS History Search (highlighted), WHOIS Search, Reverse DNS Search, Domain Availability Check, and Domains & Subdomains Discovery. Below these are monitoring tools: Domain Monitor, Registrant Monitor, and Brand Monitor. The main content area shows 'DRS credits available: 19,625' and a 'Purchase now' button. The 'Registrant Contact' section is highlighted with a red box and lists: Registrant Name, Registrant Organization, Registrant Street (VIA MINOZZI 10), Registrant City (Parma), Registrant State/Province (pr), Registrant Postal Code, Registrant Country (ITALY), Registrant Email, Registrant Phone, Registrant Phone Extension, Registrant Fax, and Registrant Fax Extension. The 'Administrative Contact' section lists: Administrative Name, Administrative Organization, Administrative Street (VIA MINOZZI 10), Administrative City (Parma), and Administrative State/Province (pr).

GDPR has undoubtedly impacted users who need to access WHOIS data for research purposes. Despite hurdles, however, [WHOIS History Search](#) empowers cybersecurity researchers, domainers, marketing professionals, and website developers to get hold of a domain's WHOIS history and, thus, push on with their efforts in some cases. Due to its database's breadth, WHOIS History Search is capable of acquiring complete and accurate WHOIS records for any domain that has been online before GDPR implementation.

 Perform your own investigations with DRS free trial

[Start today](#)

