

Grades 6 - 8

Into Literature Textbook Presentation

April 7, 2022
6:30 pm





Welcome!

Mr. Anthony Scotto
Director of Curriculum & Instruction

Hamilton Opens Pathways to Excellence

Our Presenters



**Francesca
Miraglia**

Secondary ELA
Supervisor



**Morgan
Silverblatt**

7th Grade
ELA Teacher
Grice Middle School



**Shannon
Conover**

8th Grade
ELA Teacher
Crockett Middle School



**Teri
McFadden**

6th/7th Grade
ELA Teacher
Reynolds Middle School

Tonight's Agenda

1

HMH Program

2

Logging In

3

**Program
Features**

4


**Home/Family
Resources**

1

HMH Program



What Is Used In Class?



Textbook

Hardcover textbook or online student edition (Into Literature)



Ed APP

Online learning platform that combines technology, content, and instruction to personalize learning.

Textbook/Online Student Edition

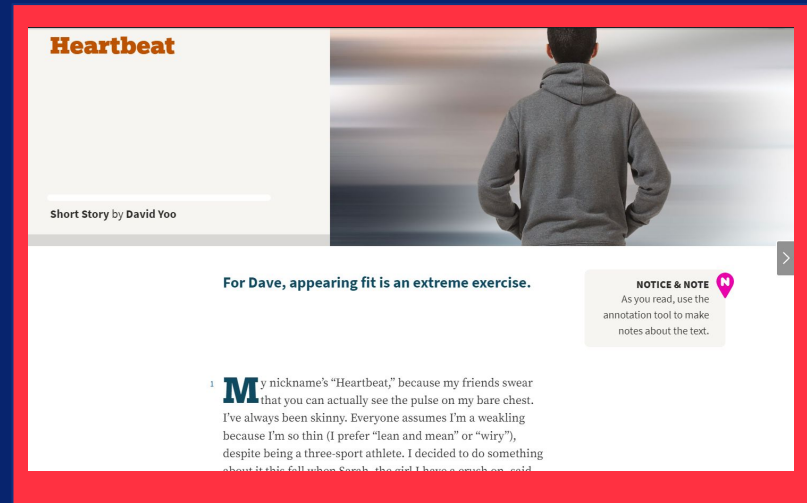
The textbook offers the same pages as the online student edition, making school use and home use seamless!



Physical Textbook



Online Textbook



Diverse Authors



Background

Maya Angelou (1928–2014) was born Marguerite Annie Johnson in St. Louis, Missouri. Though a childhood trauma led her to stop speaking for five and a half years, Angelou grew up to pursue a career as a singer and actor. She later turned to writing as her main form of expression, and in 1970, her best-selling autobiography, *I Know Why the Caged Bird Sings*, made her an international literary star. She is widely admired as a fearless and inspiring voice.



Background

In 2007, a militant group took control of the area of Pakistan where **Malala Yousafzai's** family lived, banning girls from attending school. Yousafzai (b. 1997) publicly supported girls' education, and in 2012 she was attacked and wounded by gunmen. Her family moved to England, where she continued to advocate for girls' rights. In 2014 she became the youngest recipient of the Nobel Peace Prize. This excerpt is from the Young Reader's Edition of her memoir, *I Am Malala*.

Background




Born in Tulsa, Oklahoma, award-winning poet, musician, and author **Joy Harjo** (b. 1951) is a member of the Mvskoke (Muscogee) Nation. Although many of her poems are set in the American Southwest, Harjo also explores the landscapes and native cultures of Alaska. The “tundra” in the poem’s title refers to the flat, treeless, Arctic regions where the subsoil is permanently frozen.

Background



Born in 1974, **David Yoo** has often felt like an outsider. While attending an international school in Korea, he was the only Korean American student among German and Saudi Arabian classmates. When his family moved to Connecticut, he again encountered few Asian peers. He published his first book, *Girls for Breakfast*, when he was twenty-nine. The book is a humorous account of a Korean American teenage hero’s efforts to fit in at a suburban American high school.

Background



Edgar Allan Poe (1809–1849) was born in Baltimore, Maryland, to parents who were traveling actors. When he was three, he moved to Virginia, where a family raised him. As a young man, Poe worked as a journalist while writing the stories and poems that would earn him the title “father of the modern mystery.” After his young wife died, Poe fell into despair. He passed away two years later. His dark and sometimes horrifying works perhaps mirror the darkness and sadness of his own short life.

A Variety of Genres



Meeting the Needs of All Learners



DIFFERENTIATED INSTRUCTION Scaffolding for English Learners

Use Cognates Provide students with Spanish cognates for the following **Academic Vocabulary** words.

▶ Substantial/Moderate

- complex: *complejo*
- potential: *potencial*
- stress: *estrés*
- valid: *válido*



Language Support

For Academic Vocabulary words translated into ten languages, see the Multilingual Glossary.



Text Sketch



DIFFERENTIATED INSTRUCTION When Students Struggle...

Visualize the Story Use **Text Sketch** to help students visualize the characters, setting, and conflicts in the story.

- Display Text Sketch and use the visuals to preview the story and activate students' prior knowledge about space travel and Mars.
- Then, have students use the questions to help them follow along as they read the story.
- After students finish reading, arrange them in small groups to check their responses in each section and discuss the story. Call on different groups to share their answers.



DIFFERENTIATED INSTRUCTION To Challenge Students...



Describe a Character Point out that Mrs. Jones is an astute observer. She very quickly understands that Roger is not cared for.

- Have students write a short essay analyzing what Mrs. Jones observes, what she concludes based on those observations, and how those observations affect her behavior.
- Invite students to share and compare their essays.

Social & Emotional Learning

The teacher's edition includes Social Emotional Learning (SEL) resources that can be included in lessons.

100 UNIT 2 ANALYZE & APPLY



Social & Emotional Learning

Responsible Decision-Making Tell students that part of making one's best effort is developing a balance between thought and action. Sometimes it is important to reflect on whether it makes sense to put forth a great deal of effort on a particular task. For example, it usually does not make sense to spend too much time on one question in a timed test. Ask students to note examples of tasks they might spend a lot of effort on with few good results. Then, ask them to come up with examples of times they focused their thinking, prioritized tasks, and ended up getting better results.



Social & Emotional Learning

Relationship Skills In the selection, the mythical character Icarus is so delighted with his ability to fly that, he flies too close to the sun, even though his father warns him not to. Tell students that parents or guardians often share with their children useful knowledge they have acquired during their lives. Invite students to share advice that their parents or guardians have given them that they have found useful.

Vocabulary/ Grammar/Writing Instruction

Prefixes, Roots, and Suffixes

Run-on Sentences

Writing as a Process:
Revising and Editing

Denotation and Connotation

Commonly Confused Words

Narrative Writing: Point of
View

Precise Language

Subject and Verb Agreement

Informative Writing:
Organizing Ideas

Using Pronouns Correctly

...and much more





Writable

STUDENT EXPERIENCE

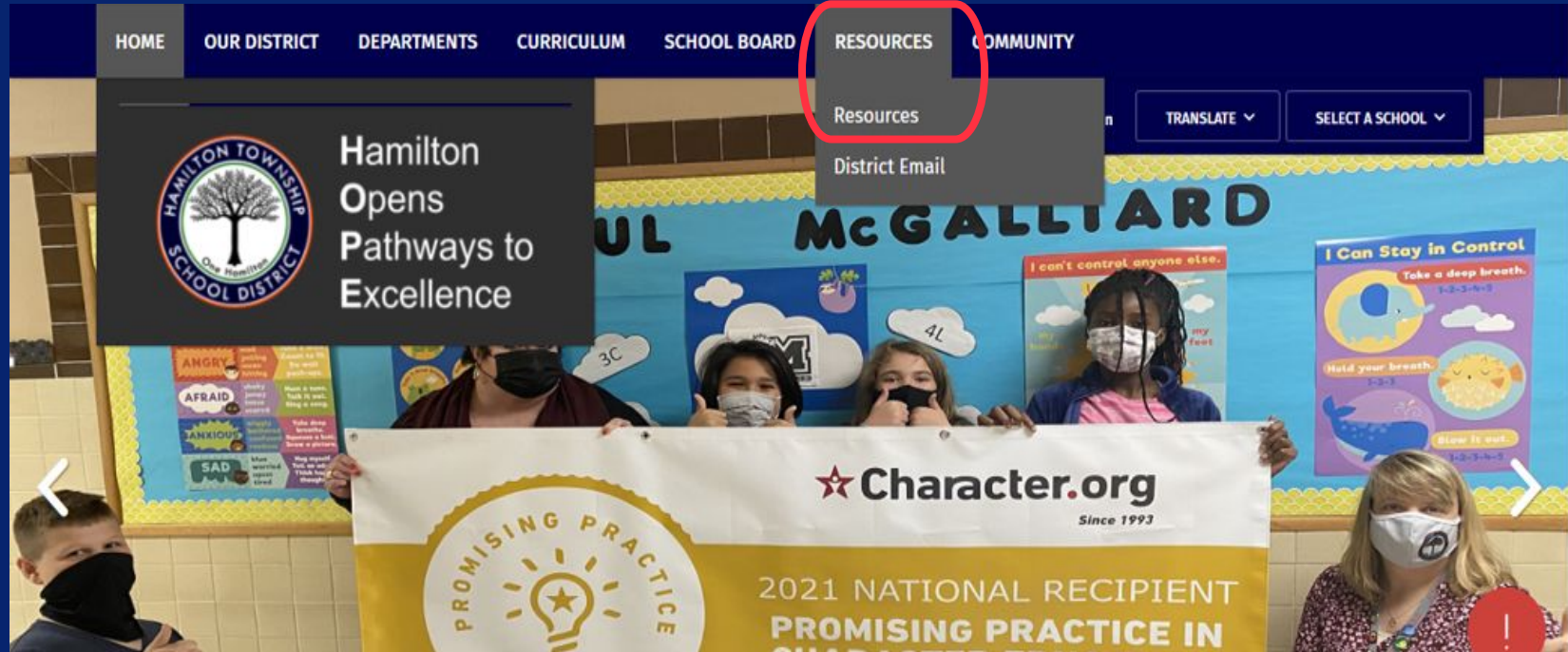
1 - Write

2

Logging In



How to Log In




How to Log In



HOME OUR DISTRICT DEPARTMENTS CURRICULUM SCHOOL BOARD **RESOURCES** COMMUNITY

Sign In TRANSLATE ▾ SELECT A SCHOOL ▾



Hamilton
Opens
Pathways to
Excellence

Welcome to Parent, Students and Staff Resources

For Parents For Students For Staff

Backpack **Clever - District Applications Portal** COVID 19 Staff information

Resources Home Page

CLICK on Clever

How to Log In

Clever Crockett Middle School

Homeroom Messages Library Analytics Classes

Stay connected to parents with Clever Messaging [Message parents](#)

Pages [Hide](#)

- D. Garrison's Page**
Shared with all your students
0 Resources
- Just you**
Only visible to you
5 Resources
- District Page**
Shared by your district
34 Resources

Favorites [Hide](#)

- i-Ready DISTRICT
- Newsels DISTRICT
- Ed** DISTRICT

[+ Add](#)

Click on Ed. This will take you to HMH Math and ELA

Once logged in, you'll see the Dashboard.

The screenshot shows the Ed dashboard interface. At the top left is the logo 'HMH | Ed'. The navigation bar includes 'Dashboard' (highlighted in yellow), 'Discover', 'Assignments', and 'Scores'. On the right of the navigation bar are a help icon and a user profile icon labeled 'MN'. Below the navigation bar, the user is greeted with 'Hi, Marilynne!' and 'Today is Tuesday, March 01, 2022'. The main content area is divided into two panels. The left panel is titled 'Due Today and Overdue (0)' with a link to 'View All Assignments'. It contains a large empty box and the text 'No Assignments Due Today or Overdue' followed by 'Good news! You have no work outstanding on assignments that are Due Today or Overdue. Check the main'. The right panel is titled 'Virtual Classroom' and contains a large empty box with a play button icon and the text 'No sessions available'. A red callout bubble with a blue border points to the 'Dashboard' menu item, containing the text 'This is a general overview of what is happening.'

HMH | Ed

Dashboard Discover Assignments Scores

Hi, Marilynne!
Today is Tuesday, March 01, 2022

Due Today and Overdue (0) [View All Assignments](#)

No Assignments Due Today or Overdue
Good news! You have no work outstanding on assignments that are Due Today or Overdue. Check the main

Virtual Classroom

No sessions available

This is a general overview of what is happening.

Discover: Student Edition & Resources



Ed

Dashboard

Discover

Assignments

Scores




Select a program

▼ HMH Into Literature National G7


Click here to find the correct book.

Units



Unit 1

Reality Check



Unit 2

Take Control



Unit 3

The Terror and Wonder of Space



Unit 4

Inspired by Nature



Unit 5

Game On!

Discover: Turn to page ...



Unit 4

The Fight for Freedom



Unit 5

Finding Your Path



The Fight for Freedom: Unit Opener

Contents

Go to Page: | Go

- ✓ Analyze & Apply
 - The Fight for Freedom: Analyze & Apply
 - > from Narrative of the Life of Frederick Douglass
 - > The Drummer Boy of Shiloh
 - > O Captain! My Captain!
 - > Harriet Tubman: Conductor on the Underground Railroad
 - > Collaborate & Compare: Compare Treatments

UNIT 4

Discover: Locating Text Selections

The screenshot displays the HMH Ed Discover interface. At the top, there are navigation tabs for Dashboard, Discover (highlighted), Assignments, and Scores. The user's name 'EG' is visible in the top right corner. Below the navigation, there is a section for program selection with a dropdown menu set to 'HMH Into Literature National G7' and a link for 'Looking for a different program?'. The main content area is titled 'Units' and features a carousel of five unit cards. The third card, 'Unit 3: The Terror and Wonder of Space', is highlighted with a 'LAST VIEWED' badge. Below the units, there is a grid of resource categories including Reading Resources, Writing Resources, Speaking & Listening Resources, Grammar Resources, Vocabulary Resources, Student Edition, Graphic Organizers, Text Library, Intervention, Review, & Extension, Current Events, Media Projects, Notice & Note, Flexible Teaching Resources, and Multilingual Learner Support.

Dashboard Discover Assignments Scores

Select a program
▼ HMH Into Literature National G7 Looking for a different program? ⓘ

Units

- Unit 1 Reality Check
- Unit 2 Take Control
- Unit 3 LAST VIEWED The Terror and Wonder of Space
- Unit 4 Inspired by Nature
- Unit 5 Game On!

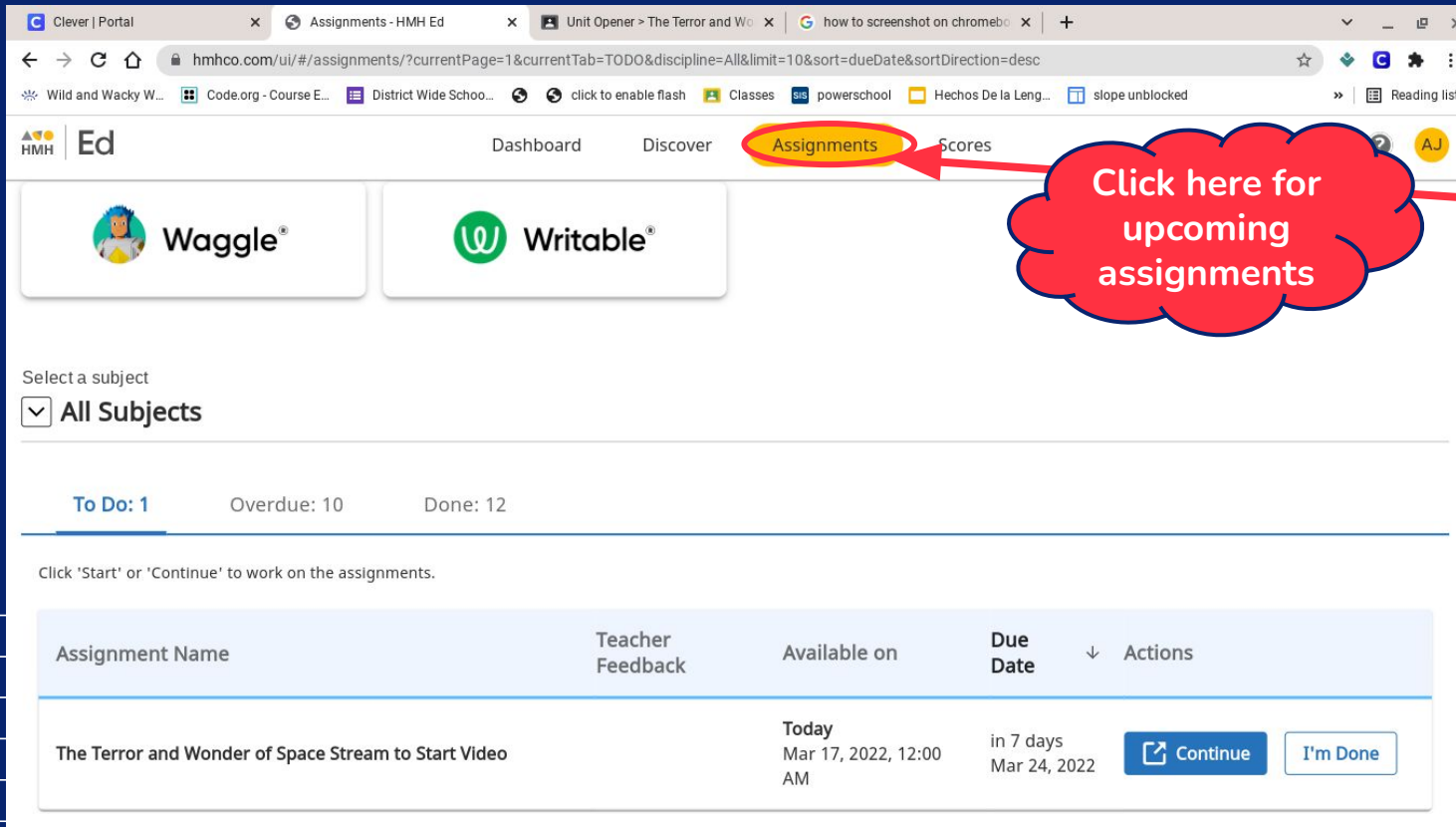
Reading Resources Writing Resources Speaking & Listening Resources Grammar Resources

Vocabulary Resources Student Edition Graphic Organizers Text Library

Intervention, Review, & Extension Current Events Media Projects Notice & Note

Flexible Teaching Resources Multilingual Learner Support

How to View Upcoming Assignments:



The screenshot shows the HMH Ed Assignments page. The 'Assignments' menu item is highlighted with a yellow oval and a red arrow pointing to a red callout bubble that says 'Click here for upcoming assignments'. Below the navigation bar, there are sections for 'Waggle' and 'Writable'. A 'Select a subject' dropdown is set to 'All Subjects'. Summary statistics show 'To Do: 1', 'Overdue: 10', and 'Done: 12'. A table of assignments is displayed below, with one assignment listed: 'The Terror and Wonder of Space Stream to Start Video'.

Assignment Name	Teacher Feedback	Available on	Due Date	↓ Actions
The Terror and Wonder of Space Stream to Start Video		Today Mar 17, 2022, 12:00 AM	in 7 days Mar 24, 2022	Continue I'm Done

3

Features



Special Features - Audio

The screenshot displays a digital reading interface. On the left is a dark sidebar with a 'Contents' menu. The main area features a title card for 'Thank You, M'am' by Langston Hughes, accompanied by a photograph of a person's hands on a sidewalk. A 'NOTICE & NOTE' callout box is positioned on the right side of the page.

Contents Read: Thank You M'am

Go to Page: Go

- Collaborate & Compare: Compare Characters and People
- Thank You, M'am / A Police Stop Changed This Teenager's Life: Opener
 - Get Ready: Thank You, M'am
- Read: Thank You, M'am
 - Read: Thank You M'am**
 - Assessment Practice
 - Respond: Thank You, M'am
 - Get Ready: A Police Stop Changed This Teenager's Life
 - Read: A Police Stop Changed This Teenager's Life
 - Respond: A Police Stop Changed This Teenager's Life
 - Compare Characters and People
- Reader's Choice
- End of Unit Tasks
- Reflect & Extend

A Thank You, M'am

Short Story by Langston Hughes

An unexpected encounter could change a life.

NOTICE & NOTE
As you read, use the annotation tool to make notes about the text.

1 **S**he was a large woman with a large purse that had everything in it but hammer and nails. It had a long strap and she carried it slung across her shoulder. It was about eleven o'clock at night, and she was walking alone, when a boy ran up behind her and tried to snatch her purse. The strap

Special Features - Note taking

The screenshot displays a digital reading application interface. At the top, a dark header bar contains a hamburger menu icon, the text "Read: Dark They Were, and Golden-Eyed", a speaker icon labeled "Play Audio", a notepad icon labeled "Notes", and a vertical ellipsis icon labeled "More".

The main content area shows a text passage with numbered lines. The visible text includes:
3 The children looked up at him, as people look to the sun to tell what time of their life it is. His face was cold.
4 "What's wrong?" asked his wife.
5 "Let's get back on the rocket."
6 "Go back to Earth?"
7 "Yes! Listen!"
8 The wind blew as if to flake away their identities. At any moment the Martian air might draw his soul from him, as marrow comes from a white bone. He felt submerged in a chemical that could dissolve his intellect and burn away his past.
9 They looked at Martian hills that time had worn with a crushing pressure of years. They saw the old cities, lost in their meadows, lying like children's delicate bones among the blowing lakes of grass.
10 "Chin up, Harry," said his wife. "It's too late. We've come over sixty million miles."
11 The children with their yellow hair hollered at the deep dome of Martian sky. There was no answer but the racing hiss of

On the right side of the text, there is an annotation tool. It features a section titled "ANALYZE MOOD" with a horizontal line underneath. Below this title, there are two paragraphs of instructional text:
Annotate: In paragraphs 1–6, highlight details that reveal the man's first response to Mars.
Analyze: Highlight *this* question text and add your responses as a note.
Below the instructions are two questions:
How would you describe the man's first impressions of Mars?
How do his feelings affect the mood of the story?

On the far right, a light gray sidebar contains a message: "You have not yet created any highlights or notes. To create a highlight or note, select a piece of text."

Navigation arrows are visible on the left and right sides of the text area.

Multilingual Learner Support

The screenshot displays a user interface for a digital learning platform. At the top, there is a navigation bar with the following items: "Dashboard", "Discover" (highlighted in a yellow pill), "Assignments", and "Scores". Below the navigation bar, there is a section for program selection. It starts with the text "Select a program" followed by a dropdown menu currently set to "HMH Into Literature National G7". To the right of this dropdown is a link that says "Looking for a different program?" with a question mark icon.

Below the program selection is a section titled "Units". It features four large, colorful cards representing different units:

- Unit 1**: Reality Check (Image of a green frog)
- Unit 2**: Take Control (Image of a person in a red and orange outfit, labeled "LAST VIEWED")
- Unit 3**: The Terror and Wonder of Space (Image of an astronaut)
- Unit 4**: Inspired by Nature (Image of a forest scene)

Below the units section is a grid of resource categories, each with an icon and a text label:

- Reading Resources (book icon)
- Writing Resources (notepad icon)
- Speaking & Listening Resources (speech bubble icon)
- Grammar Resources (exclamation mark icon)
- Vocabulary Resources (network icon)
- Student Edition (book icon)
- Graphic Organizers (chart icon)
- Text Library (bookshelf icon)
- Intervention, Review, & Extension (book icon)
- Current Events (hand icon)
- Media Projects (lightbulb icon)
- Notice & Note (pencil icon)
- Flexible Teaching Resources (document icon)
- Multilingual Learner Support** (hand and speech bubble icon, circled in red with a red arrow pointing to it)

Multilingual Learner Supports

UNIT 2

Selection Summaries

English, Spanish, Haitian Creole and Brazilian Portuguese

Heartbeat English

"Heartbeat" is a short story about Dave, a sixteen-year-old high school student. Dave is obsessed by the belief that he is too thin to be considered manly and attractive by his peers. The story is told from the first-person point of view. The title comes from the nickname his friends have given him; they call him Heartbeat because they can "see the pulse on [his] bare chest." Dave attempts to change others' perceptions of him through intense exercise, overeating, and wearing multiple layers of clothing. He learns valuable lessons about developing a positive self-image and the importance of not giving in to negative self-talk.

Batman Kè Haitian Creole

"Batman Kè" se yon istwa kout konsènan Dave, yon elèv lekòl segondè ki gen sèzan. Dave pre preyokipe okipe paskè li kwè li twò men pou kamarad li yo konsidere li tankou yon gason epi pou li atire yo. Yo rakonte istwa a dapre pwendvi premye pèsòn. Tit la kreye apati ti non jwèt zanmi li yo te ba li; yo rele li Batman Kè akòz yo kapab "wè batman kè l sou lestomak [li]." Dave eseye chanje pèsepsyon lòt moun de li nan fè egzèsis entans, nan manje depase limit, epi nan mete anpil kouch rad sou li. Li aprann yon leson valab sou kijan pou devlope yon imaj pozitif de pwòp tèt li ak enpòtans pou pa genyen yon imaj negatif de pwòp tèt ou.

El latido Spanish

Dave es un estudiante de secundaria de dieciséis años, obsesionado con la idea de que es demasiado delgado para ser considerado masculino o atractivo por sus pares. La historia se cuenta en primera persona. El título viene del apodo que le han puesto sus amigos, debido a que pueden "ver[le] el pulso en el pecho." Mientras Dave trata de cambiar el modo en que lo ven los otros con intensos ejercicios, comiendo de más y con muchas capas de ropa, aprende una valiosa lección acerca de la importancia de ser uno mismo y de crear una autoimagen positiva.

Batimento cardíaco Brazilian Portuguese

"Batimento cardíaco" é um conto sobre Dave, um estudante do ensino médio, de dezesseis anos. Dave está obcecado pela crença de que é magro demais para ser considerado viril e atraente por seus colegas. A história é contada em primeira pessoa. O título vem do apelido que seus amigos lhe deram; eles o chamam do Batimento cardíaco porque é possível "ver a pulsação (dele) a peito nu". Dave tenta mudar as percepções que outros têm sobre ele por meio de exercícios intensos, de comer em excesso e usar várias camadas de roupas. Ele aprende lições valiosas sobre como desenvolver uma autoimagem positiva e a importância de não se deixar levar por uma autoestima negativa.

This program provides multilingual summaries of all stories for English, Spanish, Haitian Creole, and Brazilian Portuguese speakers.

Many of the program's visual aids are offered in Spanish.

Latido de corazón **TEXT SKETCH**
Cuento de David Yoo

PERSONAJES
DAVE, apodado "Heartbeat" porque es muy flaco. Tiene 16 años pero parece tener 11. Todos piensan que es un débilucho.
SARAH, su enamorada.

CONFLICTO
Dave realmente quiere subir de peso para atraer a Sarah.

ARGUMENTO

- Se da cuenta de que si lleva capas debajo de su ropa se ve más grande.
- Él va a una fiesta vistiendo un montón de capas.

¿Qué pasa cuando Dave usa capas adicionales para ir a la escuela?

Text Sketches

LA METRÓPOLIS MARCIANA **TEXT SKETCH**
Informe científico de Meg Thacher

COLONIZAR = hacer un hogar en un lugar lejano **METRÓPOLIS** = una ciudad grande

La NASA enviará a seres humanos para colonizar Marte.

¿POR QUÉ FUNCIONARÁ? 

Marte es el planeta más parecido a la Tierra.

¿POR QUÉ SERÁ DIFÍCIL?

- Marte es mucho más frío que la Tierra.
- Existe un riesgo de radiación.
- El viaje será duro.

¿CÓMO LO HARÁN?

Los colonos deberán proporcionar su propia comida, refugio y energía.

¿De qué otra manera será diferente la vida en Marte?




Science Writing by Meg Thacher. All rights reserved. www.megthacher.com

MARTIAN METROPOLIS **TEXT SKETCH**
Science Writing by Meg Thacher

COLONIZE = make a home in a distant place **METROPOLIS** = a large city

NASA will send humans to colonize Mars.

WHY WILL IT WORK? 

Mars is the planet most like Earth.

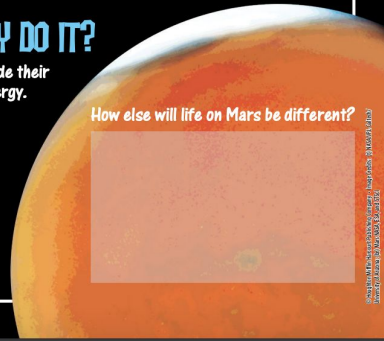
WHY WILL IT BE HARD?

- Mars is much colder than Earth.
- There is a risk of radiation.
- Travel will be difficult.

HOW WILL THEY DO IT?

Settlers will need to provide their own food, shelter, and energy.

How else will life on Mars be different?



Science Writing by Meg Thacher. All rights reserved. www.megthacher.com

Multilingual Glossaries

Haitian Creole

Arabic

English	Haitian Creole
abode <i>n.</i> An <i>abode</i> is a home.	abitasyon <i>n.</i> Yon <i>abitasyon</i> se yon kay.
adaptable <i>adj.</i> <i>Adaptable</i> means able to survive under certain conditions.	adaptab <i>adj.</i> <i>Adaptab</i> vle di ki ka siviv nan sètèn kondisyon.
ample <i>adj.</i> To be <i>ample</i> is to be plentiful or enough.	abondan <i>adj.</i> <i>Abondan</i> vle di jenere oswa sifizan.
anonymous <i>adj.</i> To be <i>anonymous</i> means to be unknown or unidentified by name.	anonim <i>adj.</i> <i>Anonim</i> vle di enkonni oswa ke yo pa ka idantifye ak non.
appalled <i>adj.</i> To be <i>appalled</i> is to feel horror and shock about something.	eskandalize <i>adj.</i> <i>Eskandalize</i> se lè w santi degou oswa laperèz pou yon bagay.
appease <i>v.</i> To <i>appease</i> means to pacify or lessen the anger of, usually by making concessions.	apeze <i>v.</i> <i>Apeze</i> vle di kalme oswa adousi kòlè a, anjeneral lè ou fè konsesyon.
apprehension <i>n.</i> <i>Apprehension</i> is the fear or dread of the future.	apreyansyon <i>n.</i> <i>Apreyansyon</i> se pè oswa krent pou lavni.
askew <i>adj.</i> When something is <i>askew</i> , it is off center.	kwochi <i>adj.</i> Lè yon bagay <i>kwochi</i> , li pa santre.

English	Arabic
abode <i>n.</i> An <i>abode</i> is a home.	مسكن اسم. المسكن هو البيت.
adaptable <i>adj.</i> <i>Adaptable</i> means able to survive under certain conditions.	متكيف صفة. متكيف معناها أن الشيء أو الشخص يستطيع البقاء تحت ظروف معينة.
ample <i>adj.</i> To be <i>ample</i> is to be plentiful or enough.	عامر صفة. أن يكون الشيء عامراً معناه أن يكون سخياً أو كافياً.
anonymous <i>adj.</i> To be <i>anonymous</i> means to be unknown or unidentified by name.	غفل صفة. أن يكون الشخص غفلاً معناه أن يكون غير معروف أو غير مُعرَّف باسم.
appalled <i>adj.</i> To be <i>appalled</i> is to feel horror and shock about something.	مذعور صفة. أن يكون الشخص أو الكائن مذعوراً معناه أنه يشعر بالرعب والصنمة من شيء ما.
appease <i>v.</i> To <i>appease</i> means to pacify or lessen the anger of, usually by making concessions.	يسترضي فعل. أن يسترضي معناه أن يهدئ أو يسكن غضب شخص ما، ويتم ذلك عادة من خلال تقديم تنازلات.
apprehension <i>n.</i> <i>Apprehension</i> is the fear or dread of the future.	إحساس اسم. الإحساس هو الخوف أو الفزع من المستقبل.
askew <i>adj.</i> When something is <i>askew</i> , it is off center.	منحرف صفة. عندما يكون الشيء منحرفاً، فهذا معناه أنه بعيد عن المركز.

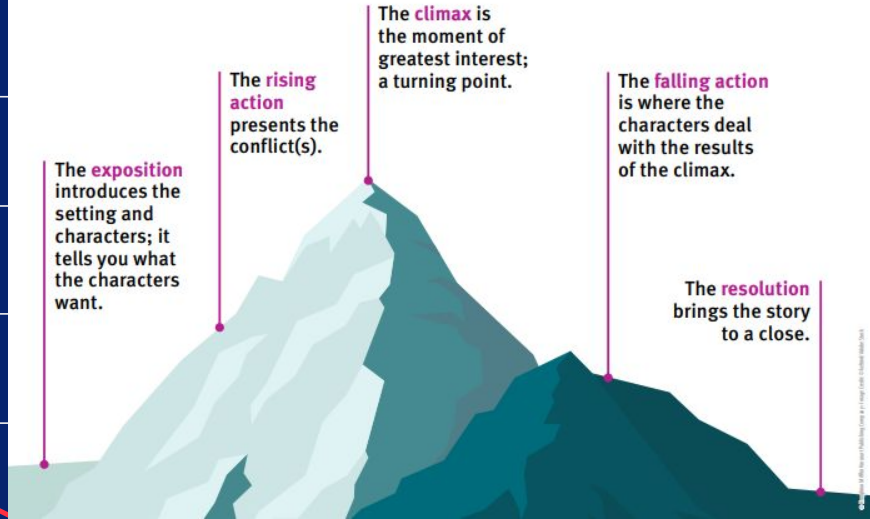
Anchor Charts

Identify Plot Stages

ASO
HMH

Into Literature®

Plot is the series of events that makes up a story.



Identificar la estructura de la trama

ASO
HMH

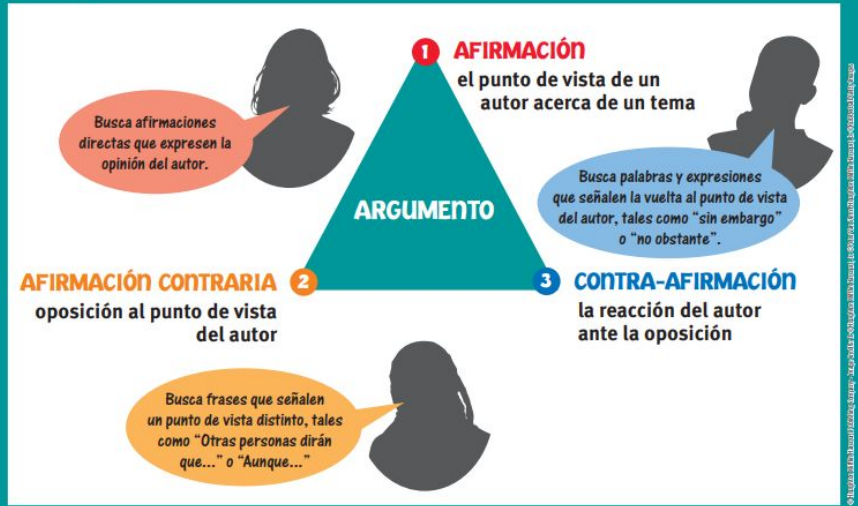
Into Literature®

La trama es la serie de eventos que componen una historia.



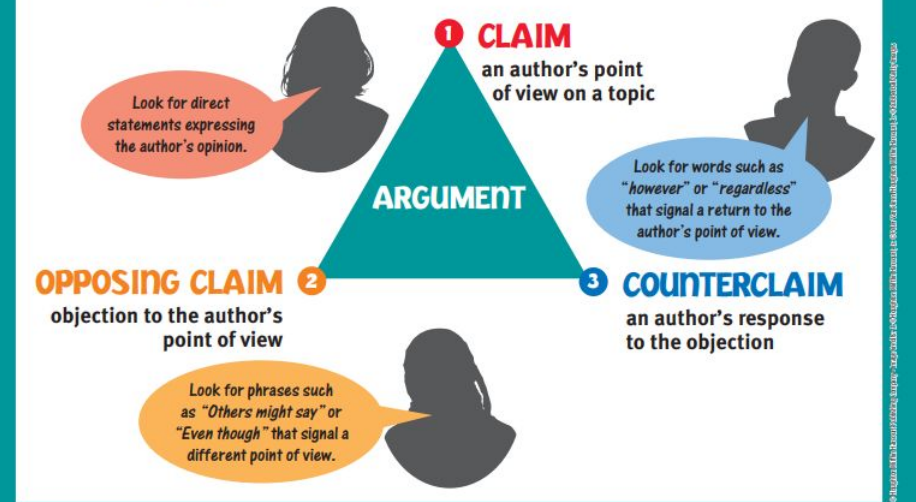
Anchor Charts

Identificar afirmaciones contrarias y las declaraciones contrarias



Identify Opposing Claims and Counterclaims

A strong argument includes...





04

Family & Home Resources

User Menu and Help Icon

The screenshot displays the HMH Ed user interface. At the top left, the logo "HMH Ed" is visible. The navigation bar includes "Dashboard", "Discover", "Assignment", and "Score". A yellow callout bubble points to a question mark icon in the top right corner, which is part of a user menu. The menu options are "Español", "Family Room", and "Log Out". The user's initials "EG" are shown next to the question mark icon. Below the navigation bar, there is a section for "Select a program" with a dropdown menu set to "HMH Into Literature National G7". A link "Looking for a different program?" is also present. The main content area features a "Units" section with five cards: "Unit 1 Reality Check", "Unit 2 Take Control", "Unit 3 The Terror and Wonder of Space", "Unit 4 Inspired by Nature", and "Unit 5 Game On!". Below the units, there is a grid of resource buttons: "Reading Resources", "Writing Resources", "Speaking & Listening Resour...", "Grammar Resources", "Vocabulary Resources", "Student Edition", "Graphic Organizers", "Text Library", "Intervention, Review, & Exten...", "Current Events", "Media Projects", "Notice & Note", "Flexible Teaching Resources", and "Multilingual Learner Support".

Dashboard Discover Assignment Score

Select a program
▼ HMH Into Literature National G7

Looking for a different program? ?

Units

Unit 1 Reality Check

Unit 2 Take Control

Unit 3 The Terror and Wonder of Space

Unit 4 Inspired by Nature

Unit 5 Game On!

Reading Resources Writing Resources Speaking & Listening Resour... Grammar Resources

Vocabulary Resources Student Edition Graphic Organizers Text Library

Intervention, Review, & Exten... Current Events Media Projects Notice & Note

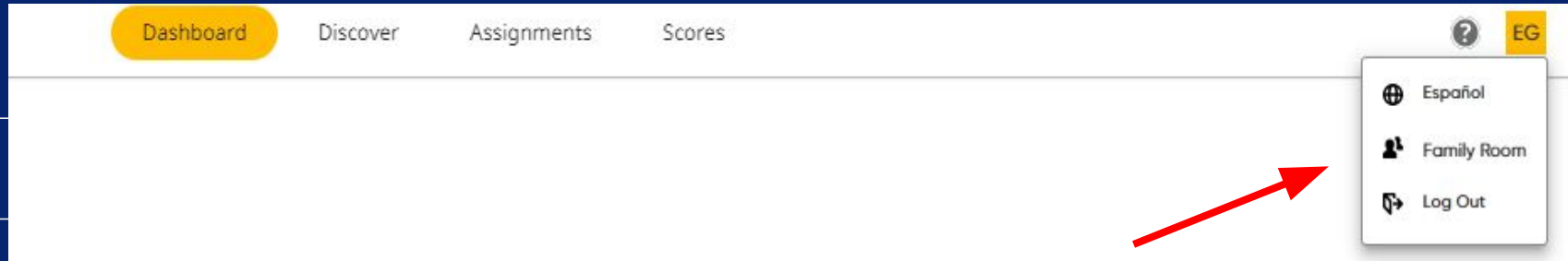
Flexible Teaching Resources Multilingual Learner Support

EG

Spanish Family Room Log Out

CLICK on your child's initials to open the drop down window.

What You'll Find



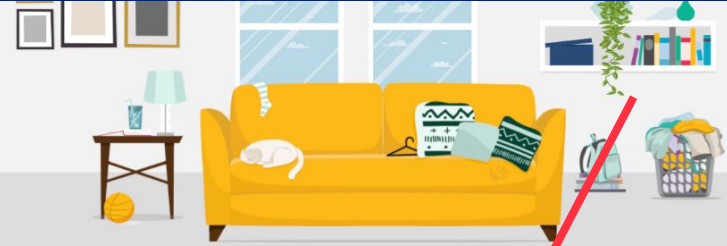
User Menu and Help Icon

- **Español** – changes the language of labels, tabs, buttons, and links to Spanish; does not change the program content to Spanish
- **For Families** – opens the Family Room page
- **Log Out** – closes the online learning system

Family Room

Family Room™

Support your child's learning with bite-size tips and videos.



Browse By



Home



Getting Started



Program Support



Shareables



My Favorites

Browse our pantry of bite-size tips and videos to help support your child's learning.

New For You (34)

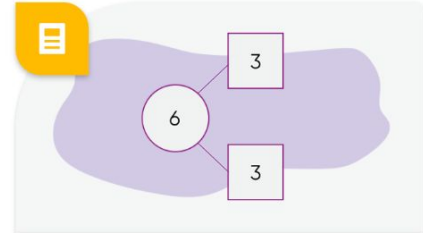
Into Science | Grade K-12

[Five Tips for Making Science](#)



Into Science | Grade K-8

[Meet Into Science](#)




[3 Activities for Building a Math-Positive Mindset at Home](#)

Family Room

Search the Family Room for more resources to spark student learning.

Search Results (2)

Into Lit




Into Literature | Grade 6-12

[Getting to Know Your Into Literature Resources](#)

Explore the many available Into Literature resources for students.

4mInteractive



Into Literature | Grade 6-12


[Tooling Around in the Online Student Edition](#)

Discover how your child accesses Into Literature texts, annotates, and submits assignments.

6mInteractive

Search Results (34)

Getting to Know Your I. X




Grade K-12

[Note-Taking 101: Making Digital Annotations](#)

Use these quick tips to help your child add notes in their eBook.

3mInteractive




Grade K-12

[Navigating HMH's Learning Platform, Ed](#)

See how your child will access their online resources in school or at home.

3mVideo



Grade K-12

[5 Questions Your Teacher Wants You to Ask Them](#)

Perfect for teacher conferences, a teacher shares great questions to ask about your child's learning.

3m readArticle

There are a variety of resources available ... from an article entitled *Note-taking 101* to a video focusing on activities to spark learning when you hear your child say, "I'm bored."



Student Resources

Select a program

HMH Into Literature National G7

Looking for a
different
program? [?](#)

Units



Reading Resources

Writing Resources

Speaking & Listening Resour...

Grammar Resources

Vocabulary Resources

Student Edition

Graphic Organizers

Text Library

Intervention, Review, & Exten...

Current Events

Media Projects

Notice & Note

Flexible Teaching Resources

Multilingual Learner Support

Peer Coach Videos



Ed Dashboard Discover

Select a program
 HMH Into Literature National G7 [Looking for a different program?.....](#)

Units


- Unit 1**
Reality Check
- Unit 2**
Take Control
- Unit 3**
The Terror and Wor Space

Reading Resources | Writing Resources | Speaking & Lis

Vocabulary Resourc | Student Edition | Graphic Organ

Intervention, Review, & Exten... | Current Events | Media Projects

Flexible Teaching Resources | Multilingual Learner Support

 **Intervention, Review, & Exten...**

Unit 1: Reality Check > Section 4: Reader's Choice > Lesso

 **Peer Coach Videos**
Analyze Author's Purpose
[Show Details](#)

Peer Coach - Analyze Author's Purpose



Level Up Tutorials & Practice

Level Up Tutorial

Provides guided mini lessons for a multitude of topics.

Level Up Practice

Provides quick practice and immediate feedback to students.


Tutorial Practice

Plot Stages 2 of 16


What Is Plot?

You have probably noticed that most stories or movies include a series of events. You meet characters, and then the characters have all sorts of experiences, and usually everything wraps up at the end.

This series of events in a narrative is called the **plot**. When you talk about "what happened" in a story, you are usually discussing the plot.



Plot refers to the events in a book or movie.



When you discuss what happened, you are talking about plot.

Tutorial Practice

Plot Stages 1 of 6

Question 1

The conflict introduced in the exposition of this story involves—

- the offer on Mrs. Carter's store and her inability to match it
- Coretta's anger about the company's offer on the store
- Coretta getting fired from her job as a writing tutor
- the plan that Coretta has for coming up with money

"They can't do this!" Coretta shouted. Some big company from out of town could not just show up and take away her mother's store—could they? "Don't get so angry," said Mrs. Carter. "I'm afraid they can do this, if I don't come up with the money to match their offer."

"Well, we're going to get that money. Even if I have to give you all my earnings!" Coretta was willing to part with all the money from her summer job. But when she got to work the next day, she got an even worse surprise. Her boss had decided that three writing tutors were two too many.

"Sorry, Coretta, but I can only afford to keep one of you. And you're only in high school—Lucia is in college!"

"Great," Coretta said. "Now Mom and I are both broke!"

Incorrect! Coretta's anger is not the conflict in this story; it is just a result of the conflict.

Try Again

Vocabulary Resources

The screenshot displays the HMH Ed platform interface. At the top, there are navigation tabs for "Dashboard", "Discover", "Assignments", and "Scores". The user is logged in as "EG". Below the navigation, there is a "Select a program" dropdown menu currently set to "HMH Into Literature National G7". To the right of this menu is a link that says "Looking for a different program?".

The main content area is titled "Units" and features five unit cards, each with a colorful illustration and a title:

- Unit 1**: Reality Check (Illustration: A green frog in a forest)
- Unit 2**: Take Control (Illustration: A person holding a glowing orange orb)
- Unit 3**: The Terror and Wonder of Space (Illustration: An astronaut in space, marked as "LAST VIEWED")
- Unit 4**: Inspired by Nature (Illustration: A path through a forest)
- Unit 5**: Game On! (Illustration: Two people playing soccer)

Below the units, there is a grid of resource categories, each with an icon and a label:

- Reading Resources
- Writing Resources
- Speaking & Listening Resources
- Grammar Resources
- Vocabulary Resources
- Student Edition
- Graphic Organizers
- Text Library
- Intervention, Review, & Extension
- Current Events
- Media Projects
- Notice & Note
- Flexible Teaching Resources
- Multilingual Learner Support

Grammar Resources

The screenshot displays the HMH Ed website interface. At the top, there are navigation tabs for "Dashboard", "Discover" (highlighted in yellow), "Assignments", and "Scores". The user is logged in as "EG".

Below the navigation, there is a section for program selection. A dropdown menu is set to "HMH Into Literature National G7". To the right, there is a link that says "Looking for a different program?".

The main content area is titled "Units" and features a horizontal carousel of five unit cards:

- Unit 1**: Reality Check (Image: A green frog in a forest)
- Unit 2**: Take Control (Image: A person holding a large orange object)
- Unit 3**: The Terror and Wonder of Space (Image: An astronaut in space, marked "LAST VIEWED")
- Unit 4**: Inspired by Nature (Image: A forest scene with a path)
- Unit 5**: Game On! (Image: People playing soccer)

Below the units, there is a grid of resource categories:

- Reading Resources
- Writing Resources
- Speaking & Listening Resour...
- Grammar Resources
- Vocabulary Resources
- Student Edition
- Graphic Organizers
- Text Library
- Intervention, Review, & Exten...
- Current Events
- Media Projects
- Notice & Note
- Flexible Teaching Resources
- Multilingual Learner Support

Writing Resources

The screenshot displays the HMH Ed website interface. At the top, there are navigation links for "Dashboard", "Discover", "Assignments", and "Scores". The user is logged in as "EG".

Under the "Discover" section, the program "HMH Into Literature National G7" is selected. A link "Looking for a different program?" is also visible.

The "Units" section features five cards, each representing a unit with a unique illustration and title:

- Unit 1: Reality Check** (Illustration: A green frog in a forest)
- Unit 2: Take Control** (Illustration: A person in a blue suit holding a large orange object)
- Unit 3: The Terror and Wonder of Space** (Illustration: An astronaut in space, marked as "LAST VIEWED")
- Unit 4: Inspired by Nature** (Illustration: A path through a forest at night)
- Unit 5: Game On!** (Illustration: Two people playing soccer)

Below the units, there is a grid of resource categories:

- Reading Resources
- Writing Resources
- Speaking & Listening Resources
- Grammar Resources
- Vocabulary Resources
- Student Edition
- Graphic Organizers
- Text Library
- Intervention, Review, & Extension
- Current Events
- Media Projects
- Notice & Note
- Flexible Teaching Resources
- Multilingual Learner Support

Help ... I Forgot Everything

The screenshot shows the HMH Ed website interface. At the top, there are navigation tabs: Dashboard, Discover (highlighted in yellow), Assignments, and Scores. In the top right corner, there is a help icon (a question mark inside a circle) and the letters 'EG'. A yellow callout bubble with a blue border points to the help icon, containing the text: "CLICK the '?' if you have any questions." Below the navigation, there is a section for selecting a program, with a dropdown menu showing "HMH Into Literature National G7" and a link "Looking for a different program?". Below this, there is a "Units" section with five unit cards: Unit 1 (Reality Check), Unit 2 (Take Control), Unit 3 (The Terror and Wonder of Space), Unit 4 (Inspired by Nature), and Unit 5 (Game On!). At the bottom, there are four resource boxes: Reading Resources, Writing Resources, Speaking & Listening Resources, and Grammar Resources.

HMH Ed

Dashboard Discover Assignments Scores

Select a program
▼ HMH Into Literature National G7

Looking for a different program?

Units

Unit 1 Reality Check

Unit 2 Take Control

Unit 3 The Terror and Wonder of Space

Unit 4 Inspired by Nature

Unit 5 Game On!

Reading Resources

Writing Resources

Speaking & Listening Resour...

Grammar Resources

Help ... I Forgot Everything

The screenshot shows the HMH Ed: Student Help website. The top navigation bar includes the HMH logo and the title "HMH Ed: Student Help". A search bar is located in the top right corner. A left sidebar menu lists various help topics. The main content area features a "How Do I . . . ?" section with four items: Log In, Discover Programs and Resources, Complete Assignments, and View Scores. A "Rescue Me!" button is positioned in the top right of the main content area. A "Help Version" section on the right provides publication information and a list of recently added or updated topics.

HMH Ed: Student Help

Search:

Rescue Me!

Student Help
HMH Ed™

How Do I . . . ?

- + Log In
- + Discover Programs and Resources
- + Complete Assignments
- + View Scores

Help Version

This version of *HMH Ed* Student Help was published on February 14, 2022 and includes these recently added or updated topics:

- Review Scored Assessments
- View Scores
- View Feedback for Assignments
- Student Help in Spanish (PDF)
- Navigate eBooks

NJASL sample que....pdf



THE WORLD
belongs
to
THOSE WHO
read

dreamstime.com

© 178888888 - iStockphoto

“ If you wish
to be a
writer,
write. ”

Epictetus

Thank you!

If you have any questions,
feel free to contact the
collaborators.



Ms. Shannon Conover
Mrs. Teri McFadden
Mrs. Francesca Miraglia
Ms. Morgan Silverblatt

sconover@htsdnj.org
tmcfadden@htsdnj.org
fmiraglia@htsdnj.org
msilverblatt@htsdnj.org



CREDITS: This presentation template was created by **Slidesgo**, including icons by **Flaticon**, and infographics & images by **Freepik**

