



Tariffs & Charges Booklet

2022/2023

Charges for non-local authorities effective from 1 April 2022 to 31 March 2023

Charges for local authorities effective from 1 July 2022 to 30 June 2023

(Please refer to the 2021/22 tariff book for local authority tariffs 1 April 2021 to 30 June 2022)





Disclaimer

The details contained in the Tariff book are purely to inform you of Eskom's tariffs and charges. Under no circumstances should the Tariff book be regarded as an amendment of any agreements with Eskom. No representation or warranty is given regarding the accuracy of any information contained in the Tariff book. Eskom accordingly disclaims any and all liability resulting from the use of or reliance on the information contained in the Tariff book.

The official documents containing Eskom's tariffs are the Schedule of Standard Prices and can be accessed on the website: www.eskom.co.za/tariffs.

Contents

Contact Details	3	Land Rate & Land Right	44
Eskom's Customer Service Charter	3	Landrate Non-local authority charges	45
		Landrate- Local authority charges	45
		Landlight - Non-local authority charges	45
INTRODUCTION	4	GENERATOR TARIFFS	46
Foreword	5	Use of system charges for Transmission connected generator customers	47
Abbreviations	6	- TUOS network charges for generators	47
Definitions	6	- TUOS transmission losses charges for generators	47
Standard fees/charges for Services Rendered	11	- Ancillary service charges for Transmission connected generators and loads	47
URBAN TARIFFS	12	Use of system charges for Distribution connected generator customers	48
Nightsave Urban	13	- DUOS network charges for generators	48
Nightsave Urban Large – Non-local Authority charges	14	- DUOS distribution losses charges for generators	48
Nightsave Urban Large - Local Authority charges	15	- Ancillary service charges for Distribution connected generators	49
Nightsave Urban Small- Non-local Authority charges	16	- Urban _p Service and administration charges for Transmission and Distribution connected generators	49
Nightsave Urban Small - Local Authority charges	17	- Rural _p Service and administration charges for generators	49
Mega Flex	18	APPLICABLE TARIFFS	50
Megaflex - Non- Local Authority charges	19	Tariffs Applicable for the Reconciliation of Accounts for Eskom Customers Receiving Energy from non-Eskom Generators	51
Megaflex - Local Authority charges	20	- Gen-wheeling tariff	51
Megaflex Gen	21	- Gen-offset tariff	52
Megaflex Gen - Non- Local Authority charges	23	- Gen-purchase tariff	53
Mini Flex	25	APPENDICES	54
Miniflex Non- Local Authority charges	26	Appendix A - Eskom's Defined Time-of-use Periods	55
Miniflex - Local Authority charges	27	Appendix B - Transmission Zones	56
Business Rate	28	Appendix C - NMD Rules and Excess Network Capacity Charges	57
Businessrate - Non-local Authority charges	29	- Excess network capacity charges - Non-local authority	58
Businessrate - Local Authority charges	29	- Excess network capacity charges - Local authority	59
Public Lighting	29	Appendix D - Treatment of Public Holidays For 2021/22	60
Public Lighting - Non-local Authority charges	31	Appendix E - WEPS Energy Rate Excluding Losses	61
Public Lighting - Local Authority charges	31	- WEPS - Non-local authority energy charges excluding losses	61
		- WEPS - Non-local authority administration charges	61
		- WEPS - Non-local authority affordability charges	61
		- WEPS - Local authority energy charges excluding losses	61
		- WEPS - Local authority administration charges	61
RESIDENTIAL TARIFFS	32	Appendix F - Loss Factors	62
Home Power	33	Appendix G - Eskom's Annual Average Price Adjustment	63
Homepower Standard - Non-local authority charges	33	Appendix H - Designing Tariffs	64
Homepower Standard - Local authority charges	34	Appendix I – Billing	66
Homepower Bulk - Non-local authority charges	34		
Homelight - Non-local authority charges	35		
RURAL TARIFFS	36		
Night Save Rural	37		
Nightsave Rural – Non-local authority charges	38		
Nightsave Rural - Local authority charges	38		
Rura Flex	39		
Ruraflex- Non-local authority charges	40		
Ruraflex- Local authority charges	41		
Ruraflex Gen - Non-local authority	42		
Ruraflex Gen - Non-Local authority charges	43		

Contact Details

Customers can contact the Eskom Call-Centre for customer services such as account queries, applications for new connections, transfer of existing accounts and termination of accounts.

Eskom has introduced an easy-to-remember national ShareCall number:

- dial 08600ESKOM on a phone with an alphanumeric keypad; or
- dial 0860037566 if your phone does not have an alphanumeric keypad.
- For account balance, submitting of meter readings and to report power outages, please go to: <https://csonline.eskom.co.za>
- For all other queries email: customerservices@eskom.co.za
- To report a power fault , chat to Eskom's chatbot, Alfred at: eskom.co.za/about-eskom/contact-information/

For the latest contact details and tariff information, visit our web site at www.eskom.co.za/tariffs.

Eskom's Customer Service Charter

Our customers have the right:

- to accurate measurement of consumption;
- to error-free bills;
- to be treated with respect;
- to experience excellent treatment in terms of Eskom's electricity supply agreement;
- to be dealt with promptly and efficiently;
- to be treated fairly;
- to have their property treated with respect;
- to the confidentiality of their information;
- to one-stop service without referral;
- to quality of supply in terms of negotiated agreement; and
- to be involved in issues affecting them.

Visit our web site at www.eskom.co.za for more information on Eskom's service levels. Go to:

- Customer Care
 - Customer Service Information

To view energy saving tips, please visit: <https://www.eskom.co.za/sites/idm/Pages/Home.aspx>

INTRODUCTION

1



The tariff increase as approved by the National Energy Regulator of South Africa (Nersa) to be applied to the tariff charges for Eskom direct customers and for the Eskom tariffs applicable to local authorities (municipal) is as follows:

Customer Category	Percentage increase
Local authority tariffs charges: 1 July 2022-30 June 2023	8.61%
Eskom direct customers: 1 April 2022- 31 March 2023	
All tariff charges except the affordability subsidy charge	9.61%
Affordability subsidy charge	14,26%

Also important to note that there are no tariff structural adjustments for 2022/23.

For customer impact calculations and Eskom's schedule of standard prices, please refer to the website: www.eskom.co.za/tariffs.

Mutenda Tshipala

Senior Manager: Strategy Development

Abbreviations

Abbreviations			
<	less than	kWh	kilowatt-hour
≤	less than or equal to	MEC	maximum export capacity
>	greater than	MFMA	municipal finance management act
≥	greater than or equal to	MVA	megavolt-ampere
A	ampere	MYPD	multi-year price determination
c	cents	N/A	not applicable
c/kVArh	cents per reactive kilovolt-ampere-hour	NERSA	National energy regulator of South Africa
c/kWh	cents per kilowatt-hour	NMD	notified maximum demand
CPI	consumer price index	PF	power factor
DUoS	Distribution use-of-system	R	rand
ERS	electrification and rural subsidy	R/kVA	rand per kilovolt-ampere
ETUoS	embedded Transmission use-of-system	TOU	time of use or time-of-use
GWh	gigawatt-hour	TUoS	Transmission use-of-system
km	kilometre	UoS	Use-of-system
kVA	kilovolt-ampere	V	volt
kVArh	reactive kilovolt-ampere-hour	VAT	value-added tax
kV	kilovolt	W	watt
kW	kilowatt		

Definitions

Account means the invoice received by a customer for a single **point of delivery** (POD) or if consolidated, multiple **points of delivery**/supply for electricity supplied and/or use of the **System**.

Active energy charge or energy charge means the charge for each unit of energy consumed, typically charged for as c/kWh.

Administration charge means the daily fixed charge payable per **POD /point of supply/service agreement** to recover administration-related costs such as meter reading, billing and meter capital. It is based on the **monthly utilised capacity** or **monthly maximum exported capacity** per **POD/point of supply/service agreement**.

Affordability subsidy charge means the transparent charge indicating socio-economic subsidies related to the supply of electricity to **residential tariffs** and is payable on Eskom related active energy sales to **non-local authority tariffs**.

Ancillary Service charge means the charge that recovers the cost of providing ancillary services by the System Operator.

Annual utilised capacity means the higher of the **notified maximum demand (NMD)** or the **maximum demand, per POD/point of supply** measured in kVA, and registered during a rolling 12-month period.

Annual maximum export capacity means the higher of the notified **maximum export capacity (MEC)** or the actual maximum exported capacity, per point of supply measured in kW, and registered during a rolling 12-month period.

Chargeable demand means the highest average demand measured in kVA in a billing month during the chargeable time periods specified for each tariff. For WEPS, Megaflex and Megaflex Gen, the chargeable period is during these tariffs peak and standard periods and for Nightsave Urban (Large and Small) and Nightsave Rural during Nightsave's peak periods.

Code means the Distribution Code, the South African Grid Code, the Grid Connection Code for Renewable Power Plants or any other code, published by NERSA, as applicable, and as amended, modified, extended, replaced or re-enacted from time to time.

Distribution means the regulated business unit through which Eskom constructs, owns, operates and maintains the **Distribution System** in accordance with its licence and the **Code**.

Distribution connected means connected to the **Distribution system**.

Distribution losses charge means the production-based (energy) incentive to generators. The losses charge is based on the approved loss factors, the load factor, the amount of energy produced seasonally and TOU and the WEPS energy rate (excluding losses).

Distribution network capacity charge (previously known as the **Distribution network access charge**) means the **R/kVA** or **R/POD** fixed network charge raised to recover **Distribution network costs** and depending on the tariff is charged on the **annual utilised capacity or maximum export capacity** where **maximum demand** is measured or the **NMD** where **maximum demand** is not measured.

Distribution network demand charge means the **R/kVA** or **c/kWh** variable network charge raised to recover **Distribution network costs** and depending on the tariff may be charged on the **chargeable demand** or the active energy.

Distribution System means Eskom's network infrastructure consisting of assets operated at a nominal voltage of 132 kV or less, not classified as transmission transformation equipment.

Distribution use-of-system (DUoS) charges means the network tariffs charged for making capacity available, connecting to and for the use of the Distribution System. The **DUoS** charges are the source of the Distribution network charge components in the retail tariff structures.

DUoS charge (generators) means the **DUoS charges** payable by generators. These **DUoS** charges for generators comprise the **network capacity charge** based on **maximum export capacity**, the losses charge, the **ancillary service charge**, the **service charge** and the **administration charge**.

DUoS charge (loads) means the **DUoS charges** payable by loads. These **DUoS** charges comprise the **network capacity charge**, the **network demand charge**, the **urban low voltage subsidy charge**, the ancillary **service charge**, the service charge, the **administration charge** and the **electrification and rural network subsidy charge**.

Electrification and rural network subsidy charge means the **DUoS charge** transparently indicating the contribution towards socio-economic network-related subsidies for **Residential** and **Rural_p tariffs** and is payable by loads that use the **Distribution** or **Transmission System** for the delivery of energy.

Energy demand charge means the seasonally differentiated charge per POD that recovers peak energy costs, and based on the **chargeable demand**.

Embedded Transmission use-of-system (ETUoS) charge means the **TUoS** charges payable by customers connected to the **Distribution** network.

Excess network capacity charge (previously known as the **excess network access charge**) means the charge payable with reference to the **NMD rules** and is based on the maximum demand exceeding the NMD multiplied by the **event number** (recorded every time the NMD is exceeded) multiplied by the applicable **network capacity charges** for the tariff. Refer to [Appendix C - NMD rules and excess network capacity charges](#).

High-demand season means the **TOU** Period from 1 June to 31 August of each year.

High voltage (HV) networks usually consist of equipment supplied at a voltage greater than 22kV and consist of the distribution substations and networks. A substation is considered an HV substation when the primary side of the substation is supplied at a voltage > 22 kV.

Key customer means a customer identified by Eskom as requiring special services, or a customer that consumes more than 100 GWh per annum on a contiguous site.

Local authority tariffs means tariffs applicable to municipal bulk points of supply.

Loss factors mean the factor indicating the cost or benefit of technical energy losses on the **Transmission** and the **Distribution System**. The **Distribution loss factors** differ per voltage category and per Rural_p and Urban_p categories. The **Transmission loss factors** differ for generators and loads and are based on the Transmission zones. Refer to [Appendix F - Loss Factors](#).

Losses charge means the charge payable based on the applicable **loss factors** and the WEPS rate excluding losses (refer to [Appendix F - Loss Factors](#) and [Appendix E - WEPS Energy Rate Excluding Losses](#)).

Low-demand season means the **TOU** Period from 1 September to 31 May of each year.

Maximum demand means the highest average demand measured in kVA or kW at the POD/point of supply during a 30 minute integrating period in a billing month.

Maximum export capacity (MEC) means the maximum capacity at the **point(s) of supply** notified by the customer and accepted by Eskom for the transmission of electrical energy between a generator and the **Transmission or Distribution System**. Note: The notification of the maximum export capacity shall be governed by the **NMD and MEC** rules.

Medium voltage (MV) networks consist of the networks above 1 kV up to 22 kV. Eskom has specifically designated some rural networks with a voltage of 33 kV as rural reticulation networks. A substation is considered a MV substation when the primary side of the substation is supplied at a voltage ≤ 22 kV.

Monthly utilised capacity means the higher of the **notified maximum demand (NMD)** or the **maximum demand**, measured in kVA or kW, registered during the billing month.

Network capacity charge (previously known as the **network access charge**) means the R/kVA or R/POD fixed network charge raised to recover network costs and depending on the tariff is charged on the **annual utilised capacity** or **maximum export capacity** where **maximum demand** is measured or the **NMD** where **maximum demand** is not measured.

Network demand charge means the R/kVA or c/kWh variable network charge raised to recover network costs and depending on the tariff may be charged on the **chargeable demand** or the active energy.

Non-local authority tariffs means the tariffs applicable to Eskom's direct customers (i.e. customers within Eskom's licensed area of supply) and exclude the **non-local authority tariffs**.

Notified maximum demand (NMD) means the contracted **maximum demand**, notified in writing by the customer and accepted by Eskom per **POD/point of supply**. Note: The notification of demand shall be governed by the **NMD and MEC rules**.

NMD and MEC rules means the rules approved by NERSA and as amended from time to time for the notification of demand or maximum export capacity or changes to or exceedances of the **NMD** or **MEC**. Refer to [Appendix C - NMD rules and excess network capacity charges](#).

Off-peak period means the **TOU periods** of **relatively low system** demand.

Peak period means the **TOU periods** of **relatively high system** demand.

Point of delivery (POD)/point of supply, means either a single point of supply or a specific group of points of supply on **Eskom's System** from where electricity is supplied to the customer by Eskom or from where the customer supplies electricity to **Eskom's System** located within a single substation, at which electricity is supplied to the customer at the same declared voltage and tariff. Note: This can be a metering or summation point

Public holidays means the treatment of charges on **public holidays** as specified by Eskom (refer to [Appendix D - treatment of public holidays for 2022/23](#)).

Reactive energy charge means a c/kVArh charge based on the power factor and tariff of the **POD**.

Residential tariffs means the Homelight and Homepower suite of tariffs.

Rural, means areas classified as rural by Eskom for the purposes of tariff design and classification.

Service and Administration charge means the monthly charge payable **per account** for service and administration related costs. (Also see **service charge** and **administration charge**).

Service charge means the daily fixed charge payable **per account** to recover service-related costs and is based on the sum of the **monthly utilised capacity** or **maximum export capacity** of all **PODs** linked to an **account**.

Standard period means the **TOU periods** of relatively mid system demand.

Standard charge/fee means the fees/charges (refer to [standard fees/charges for services rendered](#)).

System means the **Transmission** and **Distribution** network infrastructure consisting of all lines and substation equipment.

Time-of-use (TOU) tariff means a tariff with energy charges that change during different **TOU periods** and seasons.

TOU periods means time blocks based on the volume of electricity demand during high, mid and low demand periods and may differ per tariff. The **TOU periods** typically are **peak, standard** and **off-peak** periods and differ during in **high** and **low demand seasons**. Refer to [Appendix A - Eskom's defined time-of-use periods](#).

Transmission means the regulated business unit through which Eskom constructs, owns, operates and maintains the **Transmission System** in accordance with its licence and the **Code**.

Transmission connected means connected to the **Transmission system**.

Transmission system means Eskom's electricity **system** consisting of all lines and substation equipment where the nominal voltage is above 132 kV or where the nominal voltage is lower than or equal to 132 kV and there are no **Distribution System** assets.

Transmission use-of-system (TUoS) charges means the network tariffs charged for making capacity available, connecting to and for the use of the **Transmission System**. The **TUoS** charges are the source of the **ETUoS** and the **Transmission network charge** components in the retail tariff structures.

Transmission network access charge means the same as **Transmission network charge**.

Transmission network charge means the network related **TUoS** charge.

Transmission zone(s) means the geographic differentiation applicable to **Transmission** network charges and **loss factors** as indicated in [Appendix B - transmission zones](#) and [Appendix F - loss factors](#), to indicate the costs associated with the delivery and transmission of energy.

Urban_p areas means areas classified by Eskom as urban for the purposes of tariff design and classification.

Urban low voltage subsidy charge means the charge transparently indicating the network-related cross subsidy payable by ≥ 66 kV **Urban_p** connected supplies for the benefit of < 66 kV connected **Urban_p** supplies.

Utilised capacity means the same as **annual utilised capacity**.

Standard Fees/Charges For Services Rendered

In addition to the standard tariff charges set out in this schedule, Eskom may raise additional standard fees/charges for direct services rendered to a customer s e.g. the provision of service mains, the installation of equipment in the customer's substation, for the taking of any special meter readings, for reconnection of the supply after disconnection (i) either at the request of the customer or (ii) caused by the customer in failure to carry out its obligations, and for special/additional work done for the customer by Eskom. Refer to www.eskom.co.za/tariffs for the list of standard/charges/fees applicable.



URBAN TARIFFS

2

URBAN
TARIFFS



NIGHT SAVE Urban Large

Electricity tariff suitable for high load factor Urban_p customers with an NMD greater than 1 MVA and without grid-tied generation¹, with the following charges:

NIGHT SAVE Urban Small

Electricity tariff suitable for high load factor urban_p customers with an NMD from 25KVA to 1 MVA and without grid tied generation¹, with the following charges:

- seasonally differentiated c/kWh **active energy charges** including losses based on the voltage of the supply and the **Transmission zone**;
- seasonally differentiated R/kVA **energy demand charges** based on the voltage of the supply, the **Transmission zone** and charged on the **chargeable demand** in **peak** periods as specified in *Appendix A - Eskom's Defined Time-Of-Use Periods*;
- the treatment of **public holidays** for the raising of the **energy demand charge** and the **network demand charge** shall be as specified in *Appendix D - Treatment Of Public Holidays For 2022/23*;
- a R/kVA **transmission network charge** based on the voltage of the supply, the **Transmission zone** and charged on the **annual utilised capacity** measured at the **POD** applicable during all time periods;
- a R/kVA **Distribution network capacity charge** based on the voltage of the supply and the **annual utilised capacity** measured at the **POD** applicable during all time periods;
- a R/kVA **Distribution network demand charge** based on the voltage of the supply and the **chargeable demand** measured at the **POD** applicable during **peak** periods only;
- a R/kVA **urban low voltage subsidy charge** applicable to > 66 kV supplies based on the voltage of the supply and charged on the **annual utilised capacity** measured at the **POD** applicable during all time periods.
- a c/kWh **ancillary service charge** based on the voltage of the supply applicable during all time periods;
- a R/account/day **service charge** based on the **monthly utilised capacity** of each **POD** linked to an **account**;
- a R/POD/day **administration charge** based on the sum of the **monthly utilised capacity** of each **POD** linked to an **account**;
- a c/kWh **electrification and rural network subsidy charge** applied to the total active energy measured at the **POD** in the month;
- a c/kWh **affordability subsidy charge** applied to the total active energy purchased from Eskom at the **POD** in the month – applicable to **non-local authority** tariffs only; and
- an **excess network capacity charge** shall be payable in the event of an NMD exceedance as specified in accordance with the **NMD rules** and as set out in *Appendix C - NMD Rules for the relevant tariff*.

¹For a description of the charges – refer to the definitions – page 6-10

Nightsave Urban Large - Non-local Authority

Transmission Zone	Voltage	Active energy charge (c/kWh)				Energy demand charge (R/kVA/m)				Transmission network charges [R/kVA/m]	
		High demand season [Jun - Aug]		Low demand season [Sep - May]		High demand season [Jun - Aug]		Low demand season [Sep - May]			
		VAT incl		VAT incl		VAT incl		VAT incl		VAT incl	
≤ 300km	< 500V	112,99	129,94	87,83	101,00	R 343,79	R 395,36	R 48,05	R 55,26	R 13,09	R 15,05
	≥ 500V & < 66kV	106,99	123,04	83,51	96,04	R 332,74	R 382,65	R 46,51	R 53,49	R 11,96	R 13,75
	≥ 66kV & ≤ 132kV	106,20	122,13	82,51	94,89	R 320,63	R 368,72	R 44,82	R 51,54	R 11,64	R 13,39
	> 132kV*	99,34	114,24	77,24	88,83	R 309,29	R 355,68	R 43,23	R 49,71	R 14,72	R 16,93
> 300km and ≤ 600km	< 500V	114,50	131,68	88,80	102,12	R 347,33	R 399,43	R 48,51	R 55,79	R 13,18	R 15,16
	≥ 500V & < 66kV	109,24	125,63	85,22	98,00	R 336,13	R 386,55	R 46,92	R 53,96	R 12,07	R 13,88
	≥ 66kV & ≤ 132kV	108,43	124,69	84,19	96,82	R 323,80	R 372,37	R 45,24	R 52,03	R 11,73	R 13,49
	> 132kV*	101,44	116,66	78,82	90,64	R 312,44	R 359,31	R 43,62	R 50,16	R 14,85	R 17,08
> 600km and ≤ 900km	< 500V	115,56	132,89	89,66	103,11	R 350,89	R 403,52	R 49,01	R 56,36	R 13,33	R 15,33
	≥ 500V & < 66kV	110,32	126,87	86,10	99,02	R 339,50	R 390,43	R 47,45	R 54,57	R 12,18	R 14,01
	≥ 66kV & ≤ 132kV	109,48	125,90	85,02	97,77	R 327,07	R 376,13	R 45,70	R 52,56	R 11,80	R 13,57
	> 132kV*	102,43	117,79	79,63	91,57	R 315,56	R 362,89	R 44,05	R 50,66	R 15,07	R 17,33
> 900km	< 500V	116,80	134,32	90,56	104,14	R 354,29	R 407,43	R 49,48	R 56,90	R 13,42	R 15,43
	≥ 500V & < 66kV	111,39	128,10	86,93	99,97	R 342,90	R 394,34	R 47,87	R 55,05	R 12,32	R 14,17
	≥ 66kV & ≤ 132kV	110,62	127,21	85,85	98,73	R 330,40	R 379,96	R 46,16	R 53,08	R 11,91	R 13,70
	> 132kV*	103,52	119,05	80,50	92,58	R 318,76	R 366,57	R 44,50	R 51,18	R 15,18	R 17,46

* 132 kV or Transmission connected

Distribution network charges						
Voltage	Network capacity charge [R/kVA/m]		Network demand charge [R/kVA/m]		Urban low voltage subsidy charge [R/kVA/m]	
	VAT incl		VAT incl		VAT incl	
< 500V	R 26,01	R 29,91	R 49,31	R 56,71	R 0,00	R 0,00
≥ 500V & < 66kV	R 23,85	R 27,43	R 45,24	R 52,03	R 0,00	R 0,00
≥ 66kV & ≤ 132kV	R 8,52	R 9,80	R 15,77	R 18,14	R 21,01	R 24,16
> 132kV/ Transmission connected	R 0,00	R 0,00	R 0,00	R 0,00	R 21,01	R 24,16

Voltage	Ancillary service charge (c/kWh)	
	VAT incl	
< 500V	0,60	0,69
≥ 500V & < 66kV	0,59	0,68
≥ 66kV & ≤ 132kV	0,57	0,66
> 132kV *	0,53	0,61

* 132 kV or Transmission connected

Customer categories	Service charge [R/account/day]		Administration charge [R/POD/day]	
	VAT incl		VAT incl	
> 1 MVA	R 298,57	R 343,36	R 134,56	R 154,74
Key customers	R 5 850,83	R 6 728,45	R 186,85	R 214,88

Electrification and rural network subsidy charge (c/kWh)		Affordability subsidy charge (c/kWh)	
VAT incl		VAT incl	
11,63	13,37	5,69	6,54

* † For grid-tied generation a TOU tariff is mandatory.

Nightsave Urban Large - Local Authority

Transmission Zone	Voltage	Active energy charge (c/kWh)				Energy demand charge (R/kVA/m)				Transmission network charges [R/kVA/m]	
		High demand season [Jun - Aug]		Low demand season [Sep - May]		High demand season [Jun - Aug]		Low demand season [Sep - May]		VAT incl	
		VAT incl	VAT incl	VAT incl	VAT incl	VAT incl	VAT incl	VAT incl	VAT incl	VAT incl	VAT incl
≤ 300km	< 500V	117,26	134,85	91,17	104,85	R 350,07	R 402,58	R 48,91	R 56,25	R 13,23	R 15,21
	≥ 500V & < 66kV	111,03	127,68	86,67	99,67	R 338,83	R 389,65	R 47,38	R 54,49	R 12,07	R 13,88
	≥ 66kV & ≤ 132kV	110,21	126,74	85,60	98,44	R 326,49	R 375,46	R 45,63	R 52,47	R 11,74	R 13,50
	> 132kV*	103,11	118,58	80,17	92,20	R 314,96	R 362,20	R 44,00	R 50,60	R 14,87	R 17,10
> 300km and ≤ 600km	< 500V	118,79	136,61	92,16	105,98	R 353,70	R 406,76	R 49,38	R 56,79	R 13,28	R 15,27
	≥ 500V & < 66kV	113,35	130,35	88,41	101,67	R 342,25	R 393,59	R 47,79	R 54,96	R 12,21	R 14,04
	≥ 66kV & ≤ 132kV	112,51	129,39	87,39	100,50	R 329,75	R 379,21	R 46,07	R 52,98	R 11,84	R 13,62
	> 132kV*	105,23	121,01	81,82	94,09	R 318,15	R 365,87	R 44,43	R 51,09	R 15,01	R 17,26
> 600km and ≤ 900km	< 500V	119,92	137,91	93,02	106,97	R 357,28	R 410,87	R 49,91	R 57,40	R 13,46	R 15,48
	≥ 500V & < 66kV	114,49	131,66	89,33	102,73	R 345,73	R 397,59	R 48,31	R 55,56	R 12,28	R 14,12
	≥ 66kV & ≤ 132kV	113,63	130,67	88,26	101,50	R 333,06	R 383,02	R 46,52	R 53,50	R 11,93	R 13,72
	> 132kV*	106,29	122,23	82,64	95,04	R 321,37	R 369,58	R 44,91	R 51,65	R 15,22	R 17,50
> 900km	< 500V	121,20	139,38	93,97	108,07	R 360,80	R 414,92	R 50,40	R 57,96	R 13,52	R 15,55
	≥ 500V & < 66kV	115,63	132,97	90,19	103,72	R 349,18	R 401,56	R 48,74	R 56,05	R 12,42	R 14,28
	≥ 66kV & ≤ 132kV	114,77	131,99	89,11	102,48	R 336,43	R 386,89	R 47,02	R 54,07	R 12,02	R 13,82
	> 132kV*	107,45	123,57	83,56	96,09	R 324,60	R 373,29	R 45,31	R 52,11	R 15,31	R 17,61

*132 kV or Transmission connected

Distribution network charges						
Voltage	Network capacity charge [R/kVA/m]		Network demand charge [R/kVA/m]		Urban low voltage subsidy charge [R/kVA/m]	
	VAT incl	VAT incl	VAT incl	VAT incl	VAT incl	VAT incl
< 500V	R 26,38	R 30,34	R 49,98	R 57,48	R 0,00	R 0,00
≥ 500V & < 66kV	R 24,18	R 27,81	R 45,84	R 52,72	R 0,00	R 0,00
≥ 66kV & ≤ 132kV	R 8,65	R 9,95	R 16,00	R 18,40	R 21,18	R 24,36
> 132kV/ Transmission connected	R 0,00	R 0,00	R 0,00	R 0,00	R 21,18	R 24,36

Voltage	Ancillary service charge [c/kWh]	
	VAT incl	
< 500V	0,62	0,71
≥ 500V & < 66kV	0,60	0,69
≥ 66kV & ≤ 132kV	0,55	0,63
> 132kV *	0,52	0,60

*132 kV or Transmission connected

Customer categories	Service charge [R/account/day]		Administration charge [R/POD/day]	
	VAT incl	VAT incl	VAT incl	VAT incl
> 1 MVA	R 301,23	R 346,41	R 135,78	R 156,15
Key customers	R 5 902,88	R 6 788,31	R 188,51	R 216,79

Electrification and rural network subsidy charge (c/kWh)	
VAT incl	
11,73	13,49

Nightsave Urban Small - Non-local Authority

Transmission Zone	Voltage	Active energy charge (c/kWh)				Energy demand charge (R/kVA/m)				Transmission network charges [R/kVA/m]	
		High demand season [Jun - Aug]		Low demand season [Sep - May]		High demand season [Jun - Aug]		Low demand season [Sep - May]			
		VAT incl		VAT incl		VAT incl		VAT incl		VAT incl	
≤ 300km	< 500V	112,99	129,94	87,83	101,00	R 241,44	R 277,66	R 31,12	R 35,79	R 13,09	R 15,05
	≥ 500V & < 66kV	106,99	123,04	83,51	96,04	R 233,67	R 268,72	R 30,07	R 34,58	R 11,96	R 13,75
	≥ 66kV & ≤ 132kV	106,20	122,13	82,51	94,89	R 225,07	R 258,83	R 28,95	R 33,29	R 11,64	R 13,39
	> 132kV*	99,34	114,24	77,24	88,83	R 217,20	R 249,78	R 27,94	R 32,13	R 14,72	R 16,93
> 300km and ≤ 600km	< 500V	114,50	131,68	88,80	102,12	R 243,92	R 280,51	R 31,37	R 36,08	R 13,18	R 15,16
	≥ 500V & < 66kV	109,24	125,63	85,22	98,00	R 236,01	R 271,41	R 30,37	R 34,93	R 12,07	R 13,88
	≥ 66kV & ≤ 132kV	108,43	124,69	84,19	96,82	R 227,39	R 261,50	R 29,25	R 33,64	R 11,73	R 13,49
	> 132kV*	101,44	116,66	78,82	90,64	R 219,37	R 252,28	R 28,22	R 32,45	R 14,85	R 17,08
> 600km and ≤ 900km	< 500V	115,56	132,89	89,66	103,11	R 246,30	R 283,25	R 31,66	R 36,41	R 13,33	R 15,33
	≥ 500V & < 66kV	110,32	126,87	86,10	99,02	R 238,43	R 274,19	R 30,67	R 35,27	R 12,18	R 14,01
	≥ 66kV & ≤ 132kV	109,48	125,90	85,02	97,77	R 229,69	R 264,14	R 29,55	R 33,98	R 11,80	R 13,57
	> 132kV*	102,43	117,79	79,63	91,57	R 221,53	R 254,76	R 28,50	R 32,78	R 15,07	R 17,33
> 900km	< 500V	116,80	134,32	90,56	104,14	R 248,83	R 286,15	R 32,00	R 36,80	R 13,42	R 15,43
	≥ 500V & < 66kV	111,39	128,10	86,93	99,97	R 240,77	R 276,89	R 30,99	R 35,64	R 12,32	R 14,17
	≥ 66kV & ≤ 132kV	110,62	127,21	85,85	98,73	R 232,02	R 266,82	R 29,87	R 34,35	R 11,91	R 13,70
	> 132kV*	103,52	119,05	80,50	92,58	R 223,86	R 257,44	R 28,83	R 33,15	R 15,18	R 17,46

*132 kV or Transmission connected

Distribution network charges						
Voltage	Network capacity charge [R/kVA/m]		Network demand charge [R/kVA/m]		Urban low voltage subsidy charge [R/kVA/m]	
	VAT incl		VAT incl		VAT incl	
< 500V	R 26,01	R 29,91	R 49,31	R 56,71	R 0,00	R 0,00
≥ 500V & < 66kV	R 23,85	R 27,43	R 45,24	R 52,03	R 0,00	R 0,00
≥ 66kV & ≤ 132kV	R 8,52	R 9,80	R 15,77	R 18,14	R 21,01	R 24,16
> 132kV/ Transmission connected	R 0,00	R 0,00	R 0,00	R 0,00	R 21,01	R 24,16

Voltage	Ancillary service charge (c/kWh)	
	VAT incl	
< 500V	0,60	0,69
≥ 500V & < 66kV	0,59	0,68
≥ 66kV & ≤ 132kV	0,57	0,66
> 132kV *	0,53	0,61

*132 kV or Transmission connected

Customer categories	Service charge [R/account/day]		Administration charge (R/POD/day)	
	VAT incl		VAT incl	
≤ 100 kVA	R 21,25	R 24,44	R 4,67	R 5,37
> 100kVA & ≤ 500kVA	R 97,04	R 111,60	R 27,22	R 31,30
> 500 kVA & ≤ 1 MVA	R 298,57	R 343,36	R 54,04	R 62,15
Key customers	R 5 850,83	R 6 728,45	R 186,85	R 214,88

Electrification and rural network subsidy charge	Affordability subsidy charge (c/kWh)		
	Only payable by non-local authority tariffs		
VAT incl		VAT incl	
11,63	13,37	5,69	6,54

Nightsave Urban Small - Local Authority

Transmission Zone	Voltage	Active energy charge (c/kWh)				Energy demand charge (R/kVA/m)				Transmission network charges [R/kVA/m]	
		High demand season [Jun - Aug]		Low demand season [Sep - May]		High demand season [Jun - Aug]		Low demand season [Sep - May]			
		VAT incl		VAT incl		VAT incl		VAT incl		VAT incl	
≤ 300km	< 500V	117,26	134,85	91,17	104,85	R 245,84	R 282,72	R 31,70	R 36,46	R 13,23	R 15,21
	≥ 500V & < 66kV	111,03	127,68	86,67	99,67	R 237,92	R 273,61	R 30,62	R 35,21	R 12,07	R 13,88
	≥ 66kV & ≤ 132kV	110,21	126,74	85,60	98,44	R 229,21	R 263,59	R 29,47	R 33,89	R 11,74	R 13,50
	> 132kV*	103,11	118,58	80,17	92,20	R 221,17	R 254,35	R 28,46	R 32,73	R 14,87	R 17,10
> 300km and ≤ 600km	< 500V	118,79	136,61	92,16	105,98	R 248,38	R 285,64	R 31,96	R 36,75	R 13,28	R 15,27
	≥ 500V & < 66kV	113,35	130,35	88,41	101,67	R 240,39	R 276,45	R 30,90	R 35,54	R 12,21	R 14,04
	≥ 66kV & ≤ 132kV	112,51	129,39	87,39	100,50	R 231,58	R 266,32	R 29,76	R 34,22	R 11,84	R 13,62
	> 132kV*	105,23	121,01	81,82	94,09	R 223,39	R 256,90	R 28,74	R 33,05	R 15,01	R 17,26
> 600km and ≤ 900km	< 500V	119,92	137,91	93,02	106,97	R 250,86	R 288,49	R 32,26	R 37,10	R 13,46	R 15,48
	≥ 500V & < 66kV	114,49	131,66	89,33	102,73	R 242,78	R 279,20	R 31,25	R 35,94	R 12,28	R 14,12
	≥ 66kV & ≤ 132kV	113,63	130,67	88,26	101,50	R 233,90	R 268,99	R 30,07	R 34,58	R 11,93	R 13,72
	> 132kV*	106,29	122,23	82,64	95,04	R 225,60	R 259,44	R 29,01	R 33,36	R 15,22	R 17,50
> 900km	< 500V	121,20	139,38	93,97	108,07	R 253,38	R 291,39	R 32,56	R 37,44	R 13,52	R 15,55
	≥ 500V & < 66kV	115,63	132,97	90,19	103,72	R 245,18	R 281,96	R 31,54	R 36,27	R 12,42	R 14,28
	≥ 66kV & ≤ 132kV	114,77	131,99	89,11	102,48	R 236,26	R 271,70	R 30,39	R 34,95	R 12,02	R 13,82
	> 132kV*	107,45	123,57	83,56	96,09	R 227,97	R 262,17	R 29,35	R 33,75	R 15,31	R 17,61

*132 kV or Transmission connected

Distribution network charges						
Voltage	Network capacity charge (R/kVA/m)		Network demand charge (R/kVA/m)		Urban low voltage subsidy charge (R/kVA/m)	
	VAT incl		VAT incl		VAT incl	
< 500V	R 26,38	R 30,34	R 49,98	R 57,48	R 0,00	R 0,00
≥ 500V & < 66kV	R 24,18	R 27,81	R 45,84	R 52,72	R 0,00	R 0,00
≥ 66kV & ≤ 132kV	R 8,65	R 9,95	R 16,00	R 18,40	R 21,18	R 24,36
> 132kV/ Transmission connected	R 0,00	R 0,00	R 0,00	R 0,00	R 21,18	R 24,36

Voltage	Ancillary service charge (c/kWh)	
	VAT incl	
< 500V	0,62	0,71
≥ 500V & < 66kV	0,60	0,69
≥ 66kV & ≤ 132kV	0,55	0,63
> 132kV *	0,52	0,60

*132 kV or Transmission connected

Customer categories	Service charge [R/account/day]		Administration charge [R/POD/day]		Electrification and rural network subsidy charge	
	VAT incl		VAT incl		VAT incl	
≤ 100 kVA	R 21,42	R 24,63	R 4,69	R 5,39	11,73	13,49
> 100kVA & ≤ 500 kVA	R 97,88	R 112,56	R 27,41	R 31,52		
> 500 kVA & ≤ 1 MVA	R 301,23	R 346,41	R 54,53	R 62,71		
Key customers	R 5 902,88	R 6 788,31	R 188,51	R 216,79		

TOU electricity tariff for Urban_p customers with an NMD greater than 1 MVA with the following charges:

- seasonally and **time-of-use** differentiated c/kWh **active energy charges** including losses, based on the voltage of supply and the **Transmission zone**;
- three **time-of-use** periods namely **peak, standard** and **off-peak**, as specified in [Appendix A - Eskom's Defined Time-Of-Use Periods](#);
- the treatment of **public holidays** for the raising of the **active energy charge** and the **network demand** charge shall be as specified in [Appendix D - Treatment Of Public Holidays For 2022/23](#);
- a R/kVA/month **Transmission network charge** based on the voltage of the supply, the **Transmission zone** and the **annual utilised capacity** measured at the **POD** applicable during all time periods;
- a R/kVA/month **Distribution network capacity charge** based on the voltage of the supply and the annual **utilised capacity** measured at the **POD** applicable during all time periods;
- a R/kVA/month **Distribution network demand charge** based on the voltage of the supply and the **chargeable demand** measured at the **POD** applicable during **peak** and **standard** periods;
- a R/kVA **urban low voltage subsidy charge** based on the voltage of the supply and charged on the **annual utilised capacity** measured at the **POD** applicable during all time periods
- a c/kWh **ancillary service charge** based on the voltage of the supply applicable during all time periods;
- a R/account/day **service charge** based on the **monthly utilised capacity** of each **account**;
- a R/POD/day **administration charge** based on the **monthly utilised capacity** of each **POD** linked to an **account**;
- a c/kVAh **reactive energy charge** supplied in excess of 30% (0,96 power factor or less) of the kWh recorded during the **peak** and **standard** periods. The excess reactive energy is determined per 30-minute integrating period and accumulated for the month and will only be applicable during the **high-demand season**;
- a c/kWh **electrification and rural network subsidy charge**, applied to the total active energy measured at the **POD** in the month;
- a c/kWh **affordability subsidy charge** applied to the total active energy purchased from Eskom at the **POD** in the month – applicable to **non-local authority** tariffs only; and
- an **excess network capacity charge** shall be payable in the event of an **NMD** exceedance as specified in an in accordance with the **NMD rules** and as set out in [Appendix C - NMD Rules for the relevant tariff](#).

Megaflex - Non-local Authority

Transmission Zone	Voltage	Active energy charge [c/kWh]											Transmission network charges [R/kVA/m]		
		High demand season [Jun - Aug]						Low demand season [Sep - May]							
		Peak VAT incl	Standard VAT incl	Off Peak VAT incl	Peak VAT incl	Standard VAT incl	Off Peak VAT incl	Peak VAT incl	Standard VAT incl	Off Peak VAT incl	VAT incl				
≤ 300km	< 500V	457,47	526,09	139,18	160,06	76,00	87,40	149,80	172,27	103,36	118,86	65,90	75,79	R 13,09	R 15,05
	≥ 500V & < 66kV	450,29	517,83	136,41	156,87	74,09	85,20	146,87	168,90	101,10	116,27	64,14	73,76	R 11,96	R 13,75
	≥ 66kV & ≤ 132kV	436,03	501,43	132,08	151,89	71,74	82,50	142,25	163,59	97,88	112,56	62,13	71,45	R 11,64	R 13,39
	> 132kV*	410,94	472,58	124,47	143,14	67,61	77,75	134,09	154,20	92,26	106,10	58,54	67,32	R 14,72	R 16,93
> 300km and ≤ 600km	< 500V	461,20	530,38	139,74	160,70	75,87	87,25	150,46	173,03	103,59	119,13	65,72	75,58	R 13,18	R 15,16
	≥ 500V & < 66kV	454,78	523,00	137,76	158,42	74,81	86,03	148,38	170,64	102,10	117,42	64,77	74,49	R 12,07	R 13,88
	≥ 66kV & ≤ 132kV	440,31	506,36	133,37	153,38	72,41	83,27	143,62	165,16	98,85	113,68	62,72	72,13	R 11,73	R 13,49
	> 132kV*	415,06	477,32	125,76	144,62	68,24	78,48	135,38	155,69	93,16	107,13	59,09	67,95	R 14,85	R 17,08
> 600km and ≤ 900km	< 500V	465,79	535,66	141,10	162,27	76,60	88,09	151,94	174,73	104,59	120,28	66,33	76,28	R 13,33	R 15,33
	≥ 500V & < 66kV	459,35	528,25	139,17	160,05	75,57	86,91	149,84	172,32	103,14	118,61	65,43	75,24	R 12,18	R 14,01
	≥ 66kV & ≤ 132kV	444,81	511,53	134,75	154,96	73,16	84,13	145,09	166,85	99,88	114,86	63,37	72,88	R 11,80	R 13,57
	> 132kV*	419,24	482,13	126,98	146,03	69,00	79,35	136,75	157,26	94,11	108,23	59,72	68,68	R 15,07	R 17,33
> 900km	< 500V	470,48	541,05	142,58	163,97	77,38	88,99	153,49	176,51	105,62	121,46	67,03	77,08	R 13,42	R 15,43
	≥ 500V & < 66kV	463,92	533,51	140,52	161,60	76,28	87,72	151,31	174,01	104,12	119,74	66,07	75,98	R 12,32	R 14,17
	≥ 66kV & ≤ 132kV	449,27	516,66	136,08	156,49	73,89	84,97	146,54	168,52	100,86	115,99	63,99	73,59	R 11,91	R 13,70
	> 132kV*	423,32	486,82	128,29	147,53	69,70	80,16	138,17	158,90	95,14	109,41	60,38	69,44	R 15,18	R 17,46

*132 kV or Transmission connected

Distribution network charges						
Voltage	Network capacity charge (R/kVA/m)		Network demand charge (R/kVA/m)		Urban low voltage subsidy charge (R/kVA/m)	
	VAT incl		VAT incl		VAT incl	
< 500V	R 26,01	R 29,91	R 49,31	R 56,71	R 0,00	R 0,00
≥ 500V & < 66kV	R 23,85	R 27,43	R 45,24	R 52,03	R 0,00	R 0,00
≥ 66kV & ≤ 132kV	R 8,52	R 9,80	R 15,77	R 18,14	R 21,01	R 24,16
> 132kV/ Transmission connected	R 0,00	R 0,00	R 0,00	R 0,00	R 21,01	R 24,16

Voltage	Ancillary service charge (c/kWh)	
	VAT incl	
< 500V	0,60	0,69
≥ 500V & < 66kV	0,59	0,68
≥ 66kV & ≤ 132kV	0,57	0,66
> 132kV *	0,53	0,61

*132 kV or Transmission connected

Reactive energy charge [c/kVArh]			
High season	Low season		
	VAT incl	VAT incl	
21,03	24,18	0,00	0,00

Electrification and rural network subsidy charge	Affordability subsidy charge (c/kWh)	
	VAT incl	Only payable by non-local authority tariffs VAT incl
11,63	13,37	5,69

Customer categories	Service charge (R/account/day)		Administration charge (R/POD/day)	
	VAT incl		VAT incl	
> 1 MVA Key customers	R 298,57	R 343,36	R 134,56	R 154,74
	R 5 850,83	R 6 728,45	R 186,85	R 214,88

Megaflex - Local Authority

		Active energy charge [c/kWh]											Transmission network charges [R/kVA/m]		
		High demand season [Jun - Aug]						Low demand season [Sep - May]							
Transmission Zone	Voltage	Peak		Standard		Off Peak		Peak		Standard		Off Peak		VAT incl	
		VAT incl		VAT incl		VAT incl		VAT incl		VAT incl		VAT incl			
≤ 300km	< 500V	474,73	545,94	144,46	166,13	78,83	90,65	155,42	178,73	107,26	123,35	68,37	78,63	R 13,23	R 15,21
	≥ 500V & < 66kV	467,25	537,34	141,57	162,81	76,89	88,42	152,42	175,28	104,90	120,64	66,57	76,56	R 12,07	R 13,88
	≥ 66kV & ≤ 132kV	452,51	520,39	137,08	157,64	74,45	85,62	147,62	169,76	101,62	116,86	64,45	74,12	R 11,74	R 13,50
	> 132kV*	426,46	490,43	129,19	148,57	70,15	80,67	139,11	159,98	95,74	110,10	60,73	69,84	R 14,87	R 17,10
> 300km and ≤ 600km	< 500V	478,61	550,40	144,98	166,73	78,72	90,53	156,13	179,55	107,48	123,60	68,19	78,42	R 13,28	R 15,27
	≥ 500V & < 66kV	471,92	542,71	142,96	164,40	77,63	89,27	153,97	177,07	105,96	121,85	67,21	77,29	R 12,21	R 14,04
	≥ 66kV & ≤ 132kV	456,93	525,47	138,41	159,17	75,16	86,43	149,06	171,42	102,58	117,97	65,06	74,82	R 11,84	R 13,62
	> 132kV*	430,71	495,32	130,51	150,09	70,85	81,48	140,48	161,55	96,72	111,23	61,33	70,53	R 15,01	R 17,26
> 600km and ≤ 900km	< 500V	483,38	555,89	146,44	168,41	79,50	91,43	157,66	181,31	108,54	124,82	68,86	79,19	R 13,46	R 15,48
	≥ 500V & < 66kV	476,68	548,18	144,39	166,05	78,42	90,18	155,53	178,86	106,97	123,02	67,90	78,09	R 12,28	R 14,12
	≥ 66kV & ≤ 132kV	461,59	530,83	139,80	160,77	75,91	87,30	150,52	173,10	103,60	119,14	65,70	75,56	R 11,93	R 13,72
	> 132kV*	435,03	500,28	131,81	151,58	71,56	82,29	141,93	163,22	97,67	112,32	61,96	71,25	R 15,22	R 17,50
> 900km	< 500V	488,22	561,45	147,92	170,11	80,32	92,37	159,28	183,17	109,61	126,05	69,55	79,98	R 13,52	R 15,55
	≥ 500V & < 66kV	481,44	553,66	145,83	167,70	79,21	91,09	157,03	180,58	108,08	124,29	68,54	78,82	R 12,42	R 14,28
	≥ 66kV & ≤ 132kV	466,23	536,16	141,25	162,44	76,70	88,21	152,08	174,89	104,65	120,35	66,39	76,35	R 12,02	R 13,82
	> 132kV*	439,32	505,22	133,14	153,11	72,36	83,21	143,38	164,89	98,69	113,49	62,64	72,04	R 15,31	R 17,61

*132 kV or Transmission connected

Distribution network charges						
Voltage	Network capacity charge (R/kVA/m)		Network demand charge (R/kVA/m)		Urban low voltage subsidy charge (R/kVA/m)	
	VAT incl		VAT incl		VAT incl	
< 500V	R 26,38	R 30,34	R 49,98	R 57,48	R 0,00	R 0,00
≥ 500V & < 66kV	R 24,18	R 27,81	R 45,84	R 52,72	R 0,00	R 0,00
≥ 66kV & ≤ 132kV	R 8,65	R 9,95	R 16,00	R 18,40	R 21,18	R 24,36
> 132kV/ Transmission connected	R 0,00	R 0,00	R 0,00	R 0,00	R 21,18	R 24,36

Voltage	Ancillary service charge (c/kWh)	
	VAT incl	
< 500V	0,62	0,71
≥ 500V & < 66kV	0,60	0,69
≥ 66kV & ≤ 132kV	0,55	0,63
> 132kV *	0,52	0,60

*132 kV or Transmission connected

Customer categories	Service charge [R/account/day]		Administration charge [R/POD/day]	
	VAT incl		VAT incl	
> 1 MVA	R 301,23	R 346,41	R 135,78	R 156,15
Key customers	R 5 902,88	R 6 788,31	R 188,51	R 216,79

Reactive energy charge [c/kVAh]			
High season		Low season	
VAT incl		VAT incl	
21,19	24,37	0,00	0,00

Electrification and rural network subsidy charge

VAT incl

11,73 13,49

An electricity tariff for Urban_p customers connected at medium voltage, high voltage and Transmission voltages that consume energy (importers of energy from the Transmission and Distribution System) and generate energy (exporters of energy to the Transmission and Distribution System) at the same point of supply (or metering point).

The following charges shall apply for the consumption and generation of energy:

- seasonally and time-of-use differentiated c/kWh active **energy charges** including losses, based on the voltage of supply and the **Transmission zone** for energy supplied at the **POD**;
- three **time-of-use** periods namely peak, standard and off-peak, as specified in *Appendix A - Eskom's defined time-of-use periods*;
- the treatment of **public holidays** for the raising of the **active energy charge** and the **network demand charge** shall be as specified in *Appendix D - treatment of public holidays* for 2022/23;
- a R/account/day **service charge** based on the higher of the **monthly utilised capacity (MUC)** or the **maximum export capacity** of all points of supply/points of delivery linked to an account,
- a R/POD/point of supply/day **administration charge** based on **monthly utilised capacity (MUC)** and **maximum export capacity** of each **POD**/point of supply linked to an account,
- for **Transmission** connected supplies ,the higher of the value of:
 - a. the a R/kVA/month **Transmission network charge** (loads) payable each month based on the voltage of the supply, the **Transmission zone** and the **annual utilised capacity** measured at the **POD** applicable during all time periods; or
 - b. the R/kW/month **Transmission network charge** (generators) payable each month for transmission-connected generators based on the **Transmission zone** for generators and the **maximum export capacity** applicable during all time periods for each premise;
- for **Distribution** supplies connected supplies ,the higher of the value of:
 - a. the R/kW/month **Distribution network capacity charge** for generators based on the voltage of the supply and the **maximum export capacity** measured at the **POD** applicable during all time periods; less
 - b. a **distribution losses charge** rebating **the network capacity charge**, based on **loss factors** specified in *Appendix F - loss factors*, using the following formula:
 - c. energy produced in **each TOU period** × WEPS rates excluding losses in each **TOU period** × (**Distribution loss factor** × Transmission loss factor (for loads)-1) measured at each point of supply, but not beyond extinction);or the sum of
 - d. a R/kVA/month **Transmission network charge** (for loads) based on the voltage of the supply, the **Transmission zone** and the **annual utilised capacity** measured at the **POD** applicable during all time periods; and

- e. the R/kVA/month **Distribution network capacity** charge for loads based on the voltage of the supply and **annual utilised capacity** measured at the **POD** applicable during all time periods; and
- f. a R/kVA/month **Distribution network demand charge** based on the voltage of the supply and the chargeable demand at the **POD** measured during **peak** and **standard** periods,
- for **Transmission** connected generators a **losses charge** based on loss factors specified in Appendix F - loss factors at each point of supply is applied, using the TUOS transmission losses charges for generators formula,
 - a. energy produced in each **TOU period** × WEPS rates excluding losses in each **TOU period** × (**Transmission loss factor** (for generators)-1/**Transmission loss factor** (for generators)),
- a R/kVA **urban low voltage subsidy charge** based on the voltage of the supply and charged on the **annual utilised capacity** measured at the **POD** applicable during all time periods;
- a c/kWh **ancillary service charge** applied on the total active energy consumed and exported in the month based on the voltage of the supply applicable during all time periods;
- a c/kVAh **reactive energy charge** supplied in excess of 30% (0,96 power factor or less) of the kWh recorded during the **peak** and **standard periods**. The excess reactive energy is determined per 30-minute integrating period and accumulated for the month and will only be applicable during the **high-demand season**;
- a c/kWh **electrification and rural subsidy** applied to the total active energy consumed in the month;
- a c/kWh **affordability subsidy charge** applied to the total active energy consumed in the month; and
- an **excess network capacity charge** shall be payable in the event of an NMD exceedance as specified in accordance with the **NMD rules** and as set out in Appendix C - NMD rules for the relevant tariff.

Notes:

- A comparison is made on a monthly basis to determine the higher (in rand value) of the **network charges** as a consumer and as a generator located at the same point of supply/ metering point and these rand values will be used for billing purposes.
- The **network charges, losses charges, ancillary service charges** as well as **administration charges** and **service charge** applicable for generators will depend on whether the generator is **Transmission connected** or **Distribution connected**.

Megaflex Gen - Non-local authority

		Active energy charge for loads (c/kWh)											Transmission network charges [R/kVA/m]		
		High demand season [Jun - Aug]						Low demand season [Sep - May]							
Transmission Zone	Voltage	Peak		Standard		Off Peak		Peak		Standard		Off Peak		VAT incl	
		VAT incl		VAT incl		VAT incl		VAT incl		VAT incl		VAT incl			
≤ 300km	< 500V	457,47	526,09	139,18	160,06	76,00	87,40	149,80	172,27	103,36	118,86	65,90	75,79	R 13,09	R 15,05
	≥ 500V & < 66kV	450,29	517,83	136,41	156,87	74,09	85,20	146,87	168,90	101,10	116,27	64,14	73,76	R 11,96	R 13,75
	≥ 66kV & ≤ 132kV	436,03	501,43	132,08	151,89	71,74	82,50	142,25	163,59	97,88	112,56	62,13	71,45	R 11,64	R 13,39
	> 132kV*	410,94	472,58	124,47	143,14	67,61	77,75	134,09	154,20	92,26	106,10	58,54	67,32	R 14,72	R 16,93
> 300km and ≤ 600km	< 500V	461,20	530,38	139,74	160,70	75,87	87,25	150,46	173,03	103,59	119,13	65,72	75,58	R 13,18	R 15,16
	≥ 500V & < 66kV	454,78	523,00	137,76	158,42	74,81	86,03	148,38	170,64	102,10	117,42	64,77	74,49	R 12,07	R 13,88
	≥ 66kV & ≤ 132kV	440,31	506,36	133,37	153,38	72,41	83,27	143,62	165,16	98,85	113,68	62,72	72,13	R 11,73	R 13,49
	> 132kV*	415,06	477,32	125,76	144,62	68,24	78,48	135,38	155,69	93,16	107,13	59,09	67,95	R 14,85	R 17,08
> 600km and ≤ 900km	< 500V	465,79	535,66	141,10	162,27	76,60	88,09	151,94	174,73	104,59	120,28	66,33	76,28	R 13,33	R 15,33
	≥ 500V & < 66kV	459,35	528,25	139,17	160,05	75,57	86,91	149,84	172,32	103,14	118,61	65,43	75,24	R 12,18	R 14,01
	≥ 66kV & ≤ 132kV	444,81	511,53	134,75	154,96	73,16	84,13	145,09	166,85	99,88	114,86	63,37	72,88	R 11,80	R 13,57
	> 132kV*	419,24	482,13	126,98	146,03	69,00	79,35	136,75	157,26	94,11	108,23	59,72	68,68	R 15,07	R 17,33
> 900km	< 500V	470,48	541,05	142,58	163,97	77,38	88,99	153,49	176,51	105,62	121,46	67,03	77,08	R 13,42	R 15,43
	≥ 500V & < 66kV	463,92	533,51	140,52	161,60	76,28	87,72	151,31	174,01	104,12	119,74	66,07	75,98	R 12,32	R 14,17
	≥ 66kV & ≤ 132kV	449,27	516,66	136,08	156,49	73,89	84,97	146,54	168,52	100,86	115,99	63,99	73,59	R 11,91	R 13,70
	> 132kV*	423,32	486,82	128,29	147,53	69,70	80,16	138,17	158,90	95,14	109,41	60,38	69,44	R 15,18	R 17,46
WEPS enerav rate excludina losses		406,59	467,58	123,15	141,63	66,89	76,93	132,67	152,57	91,28	104,98	57,92	66,61		

*132 kV or Transmission connected

Distribution network charges for loads						
Voltage	Network capacity charge [R/kVA/m]		Network demand charge [R/kVA/m]		Urban low voltage subsidy charge [R/kVA/m]	
	VAT incl		VAT incl		VAT incl	
< 500V	R 26,01	R 29,91	R 49,31	R 56,71	R 0,00	R 0,00
≥ 500V & < 66kV	R 23,85	R 27,43	R 45,24	R 52,03	R 0,00	R 0,00
≥ 66kV & ≤ 132kV	R 8,52	R 9,80	R 15,77	R 18,14	R 21,01	R 24,16
> 132kV/ Transmission connected	R 0,00	R 0,00	R 0,00	R 0,00	R 21,01	R 24,16

Transmission network charges for generators			Distribution network charges for generators*		
TUoS [> 132kV]	Network charge (R/kW)		Voltage	Network capacity charge [R/kWIm]	
	VAT incl			VAT incl	
Cape	R 0,00	R 0,00	< 500V		
Karoo	R 0,00	R 0,00	≥ 500V & < 66kV		
Kwazulu-Natal	R 3,09	R 3,55	≥ 66kV & ≤ 132kV	R 21,03	R 24,18
Vaal	R 10,29	R 11,83			
Waterberg	R 13,18	R 15,16			
Mpumalanga	R 12,23	R 14,06			

* The Distribution network charge will be rebated by the Losses charge, but not beyond extinction

Customer categories [kVA or MVA = loads] [kW or MW= generators]	Service charge [R/account/day]		Administration charge [R/PODI/day]	
	VAT incl		VAT incl	
≤ 100 kVA/ kW	R 21,25	R 24,44	R 4,67	R 5,37
> 100 kVA/ kW & ≤ 500 kVA/ kW	R 97,04	R 111,60	R 27,22	R 31,30
> 500 kVA/ kW & ≤ 1 MVA/ MW	R 298,57	R 343,36	R 54,04	R 62,15
> 1 MVA/ MW	R 298,57	R 343,36	R 134,56	R 154,74
Key customers or Transmission connected generators	R 5 850,83	R 6 728,45	R 186,85	R 214,88

Voltage	Ancillary service charge (c/kWh)	
	VAT incl	
< 500V	0,60	0,69
≥ 500V & < 66kV	0,59	0,68
≥ 66kV & ≤ 132kV	0,57	0,66
> 132kV *	0,53	0,61

*132 kV or Transmission connected

Applicable to loads	
Electrification and rural network subsidy charge [c/kWh] VAT incl.	Affordability subsidy charge [c/kWh] Only payable by non-local authority tariffs VAT incl.
11,63	13,37

Reactive energy charge [c/kVArh] (loads)			
High season		Low season	
VAT incl.		VAT incl.	
21,03	24,18	0,00	0,00

Losses charge for generators					
Distribution connected generators			Transmission connected generators		
Formula			Formula		
$\text{Distribution} = - ((\text{Energy produced} \times \text{WEPS rate excluding losses}) \times (\text{Distribution loss factor} \times \text{Transmission loss factor} - 1))$ in each TOU period			$\text{Transmission} = (\text{Energy produced} \times \text{WEPS rate excluding losses}) \times (\text{Transmission loss factor} - 1 / \text{Transmission loss factor})$ in each TOU period		
Transmission loss factors for Distribution connected		Distribution loss factors		Generator loss factor	
Distance from Johannesburg		Voltage		Cape	0,9710
≤ 300km	1,0107	< 500V	1,1111	Karoo	0,9950
> 300km and ≤ 600km	1,0208	≥ 500V & < 66kV	1,0957	Kwazulu-Natal	1,0040
> 600km and ≤ 900km	1,0310	≥ 66kV & ≤ 132kV	1,0611	Vaal	1,0200
> 900km	1,0413	> 132kV*	1,0000	Waterberg	1,0230
				Mpumalanga	1,0210



TOU electricity tariff for Urban_p customers with an NMD from 16 kVA up to 5 MVA, with the following charges:

- seasonally and **time-of-use** differentiated c/kWh **active energy charges** including losses, based on the voltage of supply and the **Transmission zone**,
- three **time-of-use** periods namely **peak**, **standard** and **off-peak**, as specified in *Appendix A - Eskom's defined time-of-use periods*;
- the treatment of **public holidays** for the raising of the **active energy charge** and the **network demand charge** shall be as specified in *Appendix D - treatment of public holidays* for 2022/23;
- a R/kVA/month **network capacity charge** combining the **Transmission** and **Distribution network capacity charges** based on the voltage of the supply, the **Transmission zone** and the **annual utilised capacity** measured at the **POD** applicable during all time periods.
- a c/kWh **Distribution network demand charge** based on the voltage of the supply and the energy measured at the **POD** during the **peak** and **standard** periods,
- a R/kVA **urban low voltage subsidy charge** based on the voltage of the supply and charged on the **annual utilised capacity** measured at the **POD** applicable during all time periods;
- a c/kWh **ancillary service charge** based on the voltage of the supply applicable during all time periods,
- a R/account/day **service charge** based on the sum of the **monthly utilised capacity** of each **account**;
- a R/POD/day **administration charge** based on the **monthly utilised capacity** of each **POD** linked to an **account**,
- a c/kVArh **reactive energy charge** supplied in excess of 30% (0,96 power factor or less) of the kWh recorded during the entire billing period. The excess reactive energy is determined using the billing period totals and will only be applicable during the **high-demand season**;
- a c/kWh **electrification and rural network subsidy charge**, applied to the total active energy measured at the **POD** in the month,
- a c/kWh **affordability subsidy charge** applied to the total active energy purchased from Eskom at the **POD** in the month – applicable to **non-local authority** tariffs only, and
- an **excess network capacity charge** shall be payable in the event of an NMD exceedance as specified in accordance with the **NMD rules** and as set out in Appendix C - NMD rules for the relevant tariff.

Miniflex - Non-Local Authority

Transmission Zone	Voltage	Active energy charge [c/kWh]											Network capacity charge [R/kVA/m]		
		High demand season [Jun - Aug]						Low demand season [Sep - May]							
		Peak VAT incl		Standard VAT incl		Off Peak VAT incl		Peak VAT incl		Standard VAT incl		Off Peak VAT incl	VAT incl		
≤ 300km	< 500V	457,47	526,09	139,18	160,06	76,00	87,40	149,80	172,27	103,36	118,86	65,90	75,79	R 39,04	R 44,90
	≥ 500V & < 66kV	450,29	517,83	136,41	156,87	74,09	85,20	146,87	168,90	101,10	116,27	64,14	73,76	R 35,79	R 41,16
	≥ 66kV & ≤ 132kV	436,03	501,43	132,08	151,89	71,74	82,50	142,25	163,59	97,88	112,56	62,13	71,45	R 20,10	R 23,12
	> 132kV*	410,94	472,58	124,47	143,14	67,61	77,75	134,09	154,20	92,26	106,10	58,54	67,32	R 14,65	R 16,85
> 300km and ≤ 600km	< 500V	461,20	530,38	139,74	160,70	75,87	87,25	150,46	173,03	103,59	119,13	65,72	75,58	R 39,14	R 45,01
	≥ 500V & < 66kV	454,78	523,00	137,76	158,42	74,81	86,03	148,38	170,64	102,10	117,42	64,77	74,49	R 35,90	R 41,29
	≥ 66kV & ≤ 132kV	440,31	506,36	133,37	153,38	72,41	83,27	143,62	165,16	98,85	113,68	62,72	72,13	R 20,18	R 23,21
	> 132kV*	415,06	477,32	125,76	144,62	68,24	78,48	135,38	155,69	93,16	107,13	59,09	67,95	R 14,81	R 17,03
> 600km and ≤ 900km	< 500V	465,79	535,66	141,10	162,27	76,60	88,09	151,94	174,73	104,59	120,28	66,33	76,28	R 39,33	R 45,23
	≥ 500V & < 66kV	459,35	528,25	139,17	160,05	75,57	86,91	149,84	172,32	103,14	118,61	65,43	75,24	R 36,01	R 41,41
	≥ 66kV & ≤ 132kV	444,81	511,53	134,75	154,96	73,16	84,13	145,09	166,85	99,88	114,86	63,37	72,88	R 20,30	R 23,35
	> 132kV*	419,24	482,13	126,98	146,03	69,00	79,35	136,75	157,26	94,11	108,23	59,72	68,68	R 15,02	R 17,27
> 900km	< 500V	470,48	541,05	142,58	163,97	77,38	88,99	153,49	176,51	105,62	121,46	67,03	77,08	R 39,36	R 45,26
	≥ 500V & < 66kV	463,92	533,51	140,52	161,60	76,28	87,72	151,31	174,01	104,12	119,74	66,07	75,98	R 36,13	R 41,55
	≥ 66kV & ≤ 132kV	449,27	516,66	136,08	156,49	73,89	84,97	146,54	168,52	100,86	115,99	63,99	73,59	R 20,38	R 23,44
	> 132kV*	423,32	486,82	128,29	147,53	69,70	80,16	138,17	158,90	95,14	109,41	60,38	69,44	R 15,13	R 17,40

*132 kV or Transmission connected

Customer categories	Service charge [R/account/day]		Administration charge [R/POD/day]	
	VAT incl		VAT incl	
≤ 100 kVA/ kW	R 21,25	R 24,44	R 4,67	R 5,37
> 100 kVA/ kW & ≤ 500 kVA/ kW	R 97,04	R 111,60	R 27,22	R 31,30
> 500 kVA/ kW & ≤ 1 MVA/MW	R 298,57	R 343,36	R 54,04	R 62,15
> 1 MVA/MW	R 298,57	R 343,36	R 134,56	R 154,74
Key customers	R 5 850,83	R 6 728,45	R 186,85	R 214,88

Voltage	Ancillary service charge [c/kVA]		Network demand charge [c/kVA]	
	VAT incl		[Peak & Standard]	VAT incl
< 500V	0,60	0,69	24,17	27,80
≥ 500V & < 66kV	0,59	0,68	10,13	11,65
≥ 66kV & ≤ 132kV	0,57	0,66	3,53	4,06
> 132kV*	0,53	0,61	0,00	0,00

*132 kV or Transmission connected

Electrification and rural network subsidy charge [c/kWh]		Affordability subsidy charge [c/kWh]	
VAT incl		Only payable by non-local authority tariffs	
VAT incl		VAT incl	
11,63	13,37	5,69	6,54

Reactive energy charge [c/kVArh]			
High season		Low season	
VAT incl		VAT incl	
9,16	10,53	0,00	0,00

Urban low voltage subsidy charge [R/kVA/m]		
VAT incl		
< 500V	R 0,00	R 0,00
≥ 500V & < 66kV	R 0,00	R 0,00
≥ 66kV & ≤ 132kV	R 21,01	R 24,16
> 132kV*	R 21,01	R 24,16

*132 kV or Transmission connected

Miniflex - Local Authority

Transmission Zone	Voltage	Active energy charge [c/kWh]											Network capacity charges [R/kVA/m]		
		High demand season [Jun - Aug]						Low demand season [Sep - May]							
		Peak VAT incl		Standard VAT incl		Off Peak VAT incl		Peak VAT incl		Standard VAT incl		Off Peak VAT incl	VAT incl		
≤ 300km	< 500V	474,73	545,94	144,46	166,13	78,83	90,65	155,42	178,73	107,26	123,35	68,37	78,63	R 39,59	R 45,53
	≥ 500V & < 66kV	467,25	537,34	141,57	162,81	76,89	88,42	152,42	175,28	104,90	120,64	66,57	76,56	R 36,25	R 41,69
	≥ 66kV & ≤ 132kV	452,51	520,39	137,08	157,64	74,45	85,62	147,62	169,76	101,62	116,86	64,45	74,12	R 20,36	R 23,41
	> 132kV*	426,46	490,43	129,19	148,57	70,15	80,67	139,11	159,98	95,74	110,10	60,73	69,84	R 14,87	R 17,10
> 300km and ≤ 600km	< 500V	478,61	550,40	144,98	166,73	78,72	90,53	156,13	179,55	107,48	123,60	68,19	78,42	R 39,66	R 45,61
	≥ 500V & < 66kV	471,92	542,71	142,96	164,40	77,63	89,27	153,97	177,07	105,96	121,85	67,21	77,29	R 36,40	R 41,86
	≥ 66kV & ≤ 132kV	456,93	525,47	138,41	159,17	75,16	86,43	149,06	171,42	102,58	117,97	65,06	74,82	R 20,47	R 23,54
	> 132kV*	430,71	495,32	130,51	150,09	70,85	81,48	140,48	161,55	96,72	111,23	61,33	70,53	R 15,01	R 17,26
> 600km and ≤ 900km	< 500V	483,38	555,89	146,44	168,41	79,50	91,43	157,66	181,31	108,54	124,82	68,86	79,19	R 39,87	R 45,85
	≥ 500V & < 66kV	476,68	548,18	144,39	166,05	78,42	90,18	155,53	178,86	106,97	123,02	67,90	78,09	R 36,49	R 41,96
	≥ 66kV & ≤ 132kV	461,59	530,83	139,80	160,77	75,91	87,30	150,52	173,10	103,60	119,14	65,70	75,56	R 20,57	R 23,66
	> 132kV*	435,03	500,28	131,81	151,58	71,56	82,29	141,93	163,22	97,67	112,32	61,96	71,25	R 15,22	R 17,50
> 900km	< 500V	488,22	561,45	147,92	170,11	80,32	92,37	159,28	183,17	109,61	126,05	69,55	79,98	R 39,89	R 45,87
	≥ 500V & < 66kV	481,44	553,66	145,83	167,70	79,21	91,09	157,03	180,58	108,08	124,29	68,54	78,82	R 36,65	R 42,15
	≥ 66kV & ≤ 132kV	466,23	536,16	141,25	162,44	76,70	88,21	152,08	174,89	104,65	120,35	66,39	76,35	R 20,64	R 23,74
	> 132kV*	439,32	505,22	133,14	153,11	72,36	83,21	143,38	164,89	98,69	113,49	62,64	72,04	R 15,31	R 17,61

*132 kV or Transmission connected

Customer categories	Service charge [R/account/day]		Administration charge [R/POD/day]		Voltage	Ancillary service charge [c/kVA]		Network demand charge [R/kVA] [Peak & Standard]	
	VAT incl		VAT incl			VAT incl		VAT incl	
≤ 100 kVA/ kW	R 21,42	R 24,63	R 4,69	R 5,39	< 500V	0,62	0,71	24,49	28,16
> 100 kVA/ kW & ≤ 500 kVA/ kW	R 97,88	R 112,56	R 27,41	R 31,52	≥ 500V & < 66kV	0,60	0,69	10,29	11,83
> 500 kVA/ kW & ≤ 1 MVA/MW	R 301,23	R 346,41	R 54,53	R 62,71	≥ 66kV & ≤ 132kV	0,55	0,63	3,55	4,08
> 1 MVA/MW	R 301,23	R 346,41	R 135,78	R 156,15	> 132kV*	0,52	0,60	0,00	0,00
Key customers	R 5 902,88	R 6 788,31	R 188,51	R 216,79					

*132 kV or Transmission connected

Electrification and rural network subsidy charge [c/kWh]
VAT incl
11,73
13,49

Urban low voltage subsidy charge [R/kVA/m]		
VAT incl		
< 500V	R 0,00	R 0,00
≥ 500V & < 66kV	R 0,00	R 0,00
≥ 66kV & ≤ 132kV	R 21,18	R 24,36
> 132kV *	R 21,18	R 24,36

*132 kV or Transmission connected

Reactive energy charge [c/kVAh]			
High season		Low season	
VAT incl		VAT incl	
9,29	10,68	0,00	0,00

BUSINESS RATE

Suite of electricity tariffs for supplies for commercial usage or non-commercial usage (such as churches, schools, halls, clinics, old-age homes, public lighting, or similar supplies) in Urban_p areas with an NMD of up to 100kVA, and without grid-tied generation¹, with the following charges:

- a single c/kWh **active energy charge** measured at the **POD**,
- a R/POD/day **network capacity charge based** on the **NMD (size)** of the supply,
- a c/kWh **network demand charge** based on the active energy measured at the **POD**,
- a c/kWh **ancillary service charge** based on the active energy measured at the **POD**, and
- a R/day **service and administration charge** for each **POD**, which charge shall be payable every month whether any electricity is used or not, based on the applicable daily rate and the number of days in the month, and
- if and when the Businessrate 1,2 or 3 is offered as a prepaid supply, **the active energy charge**, the **ancillary service charge** and the **network capacity charge** shall be combined into one c/kWh rate and the **network demand charge** and the **service and administration charge** shall be combined into R/POD per day charge*

The suite of Businessrate tariffs are as follows:

Businessrate 1	single-phase 16 kVA (80 A per phase) dual-phase 32 kVA (80 A per phase) three-phase 25 kVA (40 A per phase)
Businessrate 2	dual-phase 64 kVA (150 A per phase) three-phase 50 kVA (80 A per phase)
Businessrate 3	dual-phase 100 kVA (225 A per phase) three-phase 100 kVA (150 A per phase)
Businessrate 4 (conventional or prepaid)	single-phase 16 kVA (80 A per phase) dual-phase 32 kVA (80 A per phase) three-phase 25 kVA (40 A per phase)

¹ For grid-tied generation a TOU tariff is mandatory

* Currently these tariffs cannot be accommodated as a prepaid supply. If and when this is possible, the combining of the charges is required to accommodate the prepaid vending system.

BUSINESS RATE

Non - Local Authority charges

Businessrate - Non-local Authority

	Energy charge [c/kWh]		Ancillary service charge [c/kWh]		Network demand charge [c/kWh]		Network capacity charge [R/POD/day]		Service and administration charge [R/POD/day]	
		VAT incl		VAT incl		VAT incl		VAT incl		VAT incl
Businessrate 1	156,62	180,11	0,60	0,69	22,11	25,43	R 31,75	R 36,51	R 27,44	R 31,56
Businessrate 2	156,62	180,11	0,60	0,69	22,11	25,43	R 53,50	R 61,53	R 27,44	R 31,56
Businessrate 3	156,62	180,11	0,60	0,69	22,11	25,43	R 92,43	R 106,29	R 27,44	R 31,56
Businessrate 4	421,49	484,71	0,60	0,69	22,11	25,43				

BUSINESS RATE

Local Authority charges

Businessrate - Local Authority

	Energy charge [c/kWh]		Ancillary service charge [c/kWh]		Network demand charge [c/kWh]		Network capacity charge [Rf POD/day]		Service and administration charge [Rf POD/day]	
		VAT incl		VAT incl		VAT incl		VAT incl		VAT incl
Businessrate 1	162,53	186,91	0,62	0,71	22,53	25,91	R 32,30	R 37,15	R 27,66	R 31,81
Businessrate 2	162,53	186,91	0,62	0,71	22,53	25,91	R 54,48	R 62,65	R 27,66	R 31,81
Businessrate 3	162,53	186,91	0,62	0,71	22,53	25,91	R 94,14	R 108,26	R 27,66	R 31,81
Businessrate 4	437,39	503,00	0,62	0,71	22,53	25,91				

PUBLIC LIGHTING

Non metered* electricity tariff for public lighting or similar supplies in Urban_p areas where Eskom provides a supply for, and if applicable maintains, any street light or similar public lighting and where, the charge for the supply and service is fixed based on the number of lights and light fixtures. This tariff is applicable only in Eskom-designated urban areas.

The suite of Public Lighting tariffs are categorised as follows:

All night (typically streetlights)	333,3 hours per month
24 hours (typically traffic lights)	730 hours per month
Urban fixed (typically telephony installations)	Based on 200 kWh per month
*For metered public lighting or similar supplies refer to Businessrate	

This tariff has the following charges:

- the energy charge per light/supply is based on the number of hours for which the supply will be used in a day and the time at which the electricity will be used.
- the energy charge is calculated using either a c/kWh energy rate or a R/100 W/month energy rate.
- if the c/kWh energy rate is used, kWh is calculated as $\text{kWh} = \text{number of lights} \times \text{light wattage} \times \text{hours in use (not metered)}$.
- a monthly maintenance charge per light or an actual cost charge where Eskom does the maintenance.

The urban fixed tariff is based on a consumption of 200 kWh/month at the All Night rate. This is suitable for small urban telephony installations (telephone booths, switchgear installations, etc) and not street lighting.

In order to provide a public lighting service in its licensed area of supply, Eskom will enter into a written Electricity Supply Agreement for Public Lighting with a recognised representative body with legal powers, e.g. a local authority, the traffic department, etc. which, in turn, normally provides a service to the general public. Eskom will not enter into an electricity supply agreement with home dwellers for public lighting services. A separate maintenance contract is required where Eskom does maintenance of the street light infrastructure.

Typical supplies are neon and billboard signs, traffic lights, street lights and lights in telephone booths.

Connection fees/charges

Actual cost per streetlight or high-mast connection.

Energy charge

For the non-metered Public Lighting tariff, an energy charge based on the number of hours in a day for which the supply will be used and the time at which the electricity will be used, is payable per month per light fitting. The energy charge covers the supply of electricity, the maintenance and operation of Eskom's networks and excludes the meter and the meter costs.

Maintenance charge

A separate maintenance charge will be raised where Eskom contract with a Local Authority to maintain the street light infrastructure (the poles, light fitting etc.). The maintenance charge is raised either as actual costs or a fixed fee. Eskom's preferred approach is to raise actual costs. It is to be noted that the street light infrastructure is not an Eskom asset. This charge is payable irrespective of the Eskom tariff applied to the Public Lighting supply.

PUBLIC LIGHTING

Non - Local Authority charges

Public Lighting - Non-local Authority

		All Night VAT incl		24 Hours VAT incl	
Public Lighting	Energy charge [c/kWh]	124,64	143,34	166,89	191,92
	Energy charge [R/100W/month]	R 39,00	R 44,85	R 112,41	R 129,27
Public Lighting - Urban Fixed	Fixed charge [R/POD/day]	R 8,20	R 9,43		

Maintenance charges	R/month VAT incl	
Per luminaire	R 66,09	76,00
Per high-mast luminaire	R 1 538,58	R 1 769,37

PUBLIC LIGHTING

Local Authority charges

Public Lighting - Local Authority

		All Night VAT incl		24 Hours VAT incl	
Public Lighting	Energy charge [c/kWh]	131,20	150,88	175,68	202,03
	Energy charge [R/100W/month]	R 40,07	R 46,08	R 115,50	R 132,83
Public Lighting - Urban Fixed	Fixed charge [R/POD/day]	R 8,63	R 9,92		

Maintenance charges	R/month VAT incl	
Per luminaire	R 69,23	79,61
Per high-mast luminaire	R 1 616,82	R 1 859,34

RESIDENTIAL TARIFFS

3

RESIDENTIAL
TARIFFS



A suite of electricity tariffs for residential customers based on the size of the supply and also may be applied to supplies such as churches, schools, halls, clinics, old-age homes or similar supplies in Urban_p areas with an NMD of up to 100 kVA, with the following charges:

The Homepower Standard tariff is made up of a range of tariffs, as follows:	
Homepower 1	dual-phase 32 kVA (80 A per phase) three-phase 25 kVA (40 A per phase)
Homepower 2	dual-phase 64 kVA (150 A per phase) three-phase 50 kVA (80 A per phase)
Homepower 3	dual-phase 100 kVA (225 A per phase) three-phase 100 kVA (150 A per phase)
Homepower 4	single-phase 16 kVA (80 A per phase)

The Homepower Standard tariff for Non-local and Local Authority has the following charges:

- Inclining block rate c/kWh **energy charges** applied to all energy consumed, divided into two consumption blocks; and
- a R/POD/day **network capacity charge*** based on the **NMD** (size) of the supply;

* The Homepower Standard tariff is available for both prepaid and billed supplies, but it is to be noted that the daily network capacity charges remains payable in both instances.

Homepower - Non-local Authority						
	Energy charge [c/kWh]				Network capacity charge [R/POD/day] VAT incl	
	Block 1 [>0 - 600 kWh] VAT incl		Block 2 [>600 kWh] VAT incl			
Homepower 1	183,56	211,09	289,85	333,33	R 7,86	R 9,04
Homepower 2	183,56	211,09	282,62	325,01	R 14,73	R 16,94
Homepower 3	183,56	211,09	282,62	325,01	R 30,42	R 34,98
Homepower 4	183,56	211,09	295,19	339,47	R 4,80	R 5,52

* The Network capacity charge is based on the NMD or on the maximum demand if measured.

Homepower - Local Authority

	Energy charge [c/kWh]				Network capacity charge [R/POD/day]	
	Block 1 [>0 - 600 kWh] VAT incl		Block 2 [>600 kWh] VAT incl		VAT incl	
Homepower 1	186,07	213,98	293,79	337,86	R 7,96	R 9,15
Homepower 2	186,07	213,98	286,43	329,39	R 14,93	R 17,17
Homepower 3	186,07	213,98	286,43	329,39	R 30,85	R 35,48
Homepower 4	186,07	213,98	299,20	344,08	R 4,88	R 5,61

An electricity tariff for residential bulk supplies to sectional title developments* only, applicable to non-local authority supplies only with the following charges:

- a c/kWh energy charges applied to all energy consumed, and
- a R/kVA network capacity charge based on the NMD or if measured the maximum demand of the supply;

* Sectional title developments also have a choice of other applicable tariffs such as Homepower Standard, Miniflex and Nightsave Urban Small.

	Energy charge [c/kWh]		Network capacity charge [R/kVA]	
	VAT incl		VAT incl	
Homepower Bulk	241,01	277,16	R 49,88	R 57,36

* The Network capacity charge is based on the NMD or on the maximum demand if measured.

Suite of electricity tariffs based on the size of the supply that provides a subsidy to low-usage single phase residential, churches, schools, halls, clinics, old-age homes or similar supplies in Urban_p areas and electrification areas and has the following charges:

For non-local authority **billed** and **prepayment metered** customers:

- Inclining block rate c/kWh **energy charges** applied to all energy consumed, divided into two consumption blocks.

The Homelight suite of tariffs is made up of the following tariffs:

Homelight 20A	20A supply size (NMD) typically for low consuming supplies
Homelight 60A	60A prepayment or 80A smart-meter prepayment or 80A post-paid supply size (NMD) typically for medium to high consuming supplies

Explanation of the capacity of the supply.

Any combination of appliances can be used at the same time as long as the capacity of all appliances does not exceed an approximate maximum of 4 400 for 20A limited supplies and 13 2000 W for 60A limited supplies.

Any customer who wishes to upgrade their supply from 20A to 60A should be aware that a connection fee is payable.

Non - Local Authority charges

Homelight 60A	Energy charge [c/kWh] VAT incl	
Block 1 [> 0 - 600 kWh]	173,67	199,72
Block2 [>600 kWh]	295,19	339,47

Homelight 20A	Energy charge [c/kWh] VAT incl	
Block 1 [> 0 - 350 kWh]	153,44	176,46
Block2 [>350 kWh]	173,86	199,94

RURAL TARIFFS

4



Electricity tariff for high load factor Rural_p customers, with an NMD from 25 kVA at a supply voltage ≤ 22 kV (or 33 kV where designated by Eskom as Rural_p), and without grid-tied generation¹ and has the following charges:

- seasonally differentiated c/kWh **active energy charges** including losses based on the voltage of the supply and the **Transmission zone**;
- seasonally differentiated R/kVA **energy demand charges** based on the voltage of the supply, the **Transmission zone** and charged on the **chargeable demand** in peak periods as specified in *Appendix A - Eskom's defined time-of-use periods*;
- the treatment of public holidays for the raising of the **energy demand charge** and the **network demand charge** shall be as specified in *Appendix D - treatment of public holidays* for 2022/23;
- a bundled R/kVA month **Transmission and Distribution network capacity charge** based on the voltage of the supply, the **Transmission zone** and the **annual utilised capacity** measured at the **POD** applicable during all time periods;
- a c/kWh **Distribution network demand charge** based on the voltage of the supply and the energy measured at the **POD** during all the **TOU** periods;
- a c/kWh **ancillary service charge** based on the voltage of the supply applicable during all time periods;
- a R/account/day **service charge** based on the sum of the **monthly utilised capacity(s)** of each **POD** linked to an **account**;
- a R/POD/day **administration charge** based on the **monthly utilised capacity** of each **POD** linked to an **account**; and
- an **excess network capacity charge** shall be payable in the event of an NMD exceedance as specified in accordance with the **NMD rules** and as set out in *Appendix C - NMD rules for the relevant tariff*.

¹ For grid-tied generation a TOU tariff is mandatory.

NIGHT SAVE

Rural Non - Local Authority charges

Nightsave Rural - Non-local Authority

Transmission Zone	Voltage	Active energy charge [c/kWh]				Energy demand charges [R/kVA/m]				Network capacity charges [R/kVA/m] VAT incl	
		High demand season [Jun - Aug] VAT incl	Low demand season [Sep- May] VAT incl	High demand season [Jun - Aug] VAT incl	Low demand season [Sep- May] VAT incl						
≤ 300km	< 500V	115,54	132,87	89,77	103,24	R 387,12	R 445,19	R 204,87	R 235,60	R 19,58	R 22,52
	≥ 500V & ≤ 22kV	114,17	131,30	88,76	102,07	R 375,12	R 431,39	R 197,62	R 227,26	R 17,99	R 20,69
> 300km and ≤ 600km	< 500V	116,67	134,17	90,68	104,28	R 391,78	R 450,55	R 207,74	R 238,90	R 19,61	R 22,55
	≥ 500V & ≤ 22kV	115,34	132,64	89,66	103,11	R 379,70	R 436,66	R 200,37	R 230,43	R 18,05	R 20,76
> 600km and ≤ 900km	< 500V	117,84	135,52	91,56	105,29	R 396,49	R 455,96	R 210,54	R 242,12	R 19,80	R 22,77
	≥ 500V & ≤ 22kV	116,48	133,95	90,55	104,13	R 384,25	R 441,89	R 203,13	R 233,60	R 18,17	R 20,90
> 900km	< 500V	119,01	136,86	92,48	106,35	R 401,30	R 461,50	R 213,43	R 245,44	R 19,85	R 22,83
	≥ 500V & ≤ 22kV	117,60	135,24	91,44	105,16	R 388,95	R 447,29	R 205,96	R 236,85	R 18,21	R 20,94

Customer categories	Service charge [R/account/day] VAT incl		Administration charge [R/POD/day] VAT incl	
≤ 100 kVA/ kW	R 26,91	R 30,95	R 7,64	R 8,79
> 100 kVA/ kW & ≤ 500 kVA/ kW	R 91,77	R 105,54	R 42,55	R 48,93
> 500 kVA/ kW & ≤ 1 MVA/MW	R 282,31	R 324,66	R 65,31	R 75,11
> 1 MVA/MW	R 282,31	R 324,66	R 121,17	R 139,35
Key customers	R 5 533,08	R 6 363,04	R 121,17	R 139,35

Voltage	Ancillary service charge [c/kWh] VAT incl		Network demand charge [c/kWh] in all time-of-use periods VAT incl	
< 500V	0,60	0,69	38,94	44,78
≥ 500V & ≤ 22kV	0,60	0,69	34,14	39,26

NIGHT SAVE

Rural Local Authority charges

Nightsave Rural - Local Authority

Transmission Zone	Voltage	Active energy charge [c/kWh]				Energy demand charges [R/kVA/m]				Network capacity charges [R/kVA/m] VAT incl	
		High demand season [Jun - Aug] VAT incl	Low demand season [Sep- May] VAT incl	High demand season [Jun - Aug] VAT incl	Low demand season [Sep- May] VAT incl						
≤ 300km	< 500V	119,89	137,87	93,17	107,15	R 392,35	R 451,20	R 207,67	R 238,82	R 20,04	R 23,05
	≥ 500V & ≤ 22kV	118,48	136,25	92,12	105,94	R 380,21	R 437,24	R 200,26	R 230,30	R 18,40	R 21,16
> 300km and ≤ 600km	< 500V	121,10	139,27	94,11	108,23	R 397,12	R 456,69	R 210,54	R 242,12	R 20,07	R 23,08
	≥ 500V & ≤ 22kV	119,67	137,62	93,02	106,97	R 384,86	R 442,59	R 203,06	R 233,52	R 18,47	R 21,24
> 600km and ≤ 900km	< 500V	122,26	140,60	95,01	109,26	R 401,87	R 462,15	R 213,38	R 245,39	R 20,27	R 23,31
	≥ 500V & ≤ 22kV	120,84	138,97	93,96	108,05	R 389,49	R 447,91	R 205,88	R 236,76	R 18,59	R 21,38
> 900km	< 500V	123,50	142,03	95,95	110,34	R 406,74	R 467,75	R 216,31	R 248,76	R 20,30	R 23,35
	≥ 500V & ≤ 22kV	122,03	140,33	94,86	109,09	R 394,23	R 453,36	R 208,75	R 240,06	R 18,60	R 21,39

Customer categories	Service charge [R/account/day] VAT incl		Administration charge [R/POD/day] VAT incl	
≤ 100 kVA/ kW	R 27,15	R 31,22	R 7,70	R 8,86
> 100 kVA/ kW & ≤ 500 kVA/ kW	R 92,59	R 106,48	R 42,92	R 49,36
> 500 kVA/ kW & ≤ 1 MVA/MW	R 284,85	R 327,58	R 65,86	R 75,74
> 1 MVA/MW	R 284,85	R 327,58	R 122,25	R 140,59
Key customers	R 5 582,27	R 6 419,61	R 122,25	R 140,59

Voltage	Ancillary service charge [c/kWh] VAT incl		Network demand charge [c/kWh] in all time-of-use periods VAT incl	
< 500V	0,62	0,71	39,87	45,85
≥ 500V & ≤ 22kV	0,62	0,71	34,89	40,12

TOU electricity tariff for Rural_p customers with an NMD from 16 kVA with a supply voltage ≤ 22 kV (or ≤ 33 kV where designated by Eskom as Rural_p) and has the following charges:

- seasonally and **time-of-use** differentiated c/kWh **active energy charges** including losses, based on the voltage of supply and the **Transmission zone**;
- three **time-of-use** periods namely **peak**, **standard** and **off-peak**, as specified in *Appendix A - Eskom's defined time-of-use periods*;
- the treatment of **public holidays** for the raising of the **energy demand charge** and the network demand charge shall be as specified in *Appendix D - treatment of public holidays for 2022/23*;
- a R/kVA/month **network capacity charge** combining the **Transmission** and **Distribution network capacity charges** based on the voltage of the supply, the **Transmission zone** and the **annual utilised capacity** measured at the **POD** applicable during all time periods;
- a c/kWh Distribution network demand charge based on the voltage of the supply and the energy measured at the POD during all the TOU periods;
- a c/kWh **ancillary service charge** based on the voltage of the supply applicable during all time periods;
- a R/account/day **service charge** based on the **monthly utilised capacity** of each **account**;
- a R/POD/day **administration charge** based on the **monthly utilised capacity** of each POD linked to an **account**;
- a c/kVAh **reactive energy charge** supplied in excess of 30% (0,96 power factor or less) of the kWh recorded during the entire billing period. The excess reactive energy is determined using the billing period totals and will only be applicable during the **high-demand season**; and
- an **excess network capacity charge** shall be payable in the event of an NMD exceedance as specified in accordance with the **NMD rules** and as set out in *Appendix C - NMD rules for the relevant tariff*.

Ruraflex - Non-local Authority

Transmission Zone	Voltage	Active energy charge [c/kWh]										Network capacity charge [R/kVA/m]			
		High demand season [Jun - Aug]					Low demand season [Sep - May]								
		Peak incl VAT	Standard incl VAT	Off Peak incl VAT	Peak VAT incl	Standard VAT incl	Off Peak VAT incl	Peak VAT incl	Standard VAT incl	Off Peak VAT incl	VAT incl				
≤ 300km	< 500V	473,67	544,72	143,50	165,03	77,94	89,63	154,52	177,70	106,33	122,28	67,46	77,58	R 27,36	R 31,46
	500V & ≤ 22kV	468,99	539,34	142,09	163,40	77,14	88,71	153,00	175,95	105,28	121,07	66,76	76,77	R 25,07	R 28,83
> 300km and ≤ 600km	< 500V	478,43	550,19	144,94	166,68	78,71	90,52	156,06	179,47	107,42	123,53	68,16	78,38	R 27,44	R 31,56
	500V & ≤ 22kV	473,66	544,71	143,48	165,00	77,94	89,63	154,52	177,70	106,32	122,27	67,46	77,58	R 25,22	R 29,00
> 600km and ≤ 900km	< 500V	483,22	555,70	146,40	168,36	79,49	91,41	157,63	181,27	108,47	124,74	68,84	79,17	R 27,58	R 31,72
	500V & ≤ 22kV	478,40	550,16	144,90	166,64	78,71	90,52	156,06	179,47	107,42	123,53	68,16	78,38	R 25,34	R 29,14
> 900km	< 500V	488,04	561,25	147,84	170,02	80,28	92,32	159,14	183,01	109,56	125,99	69,51	79,94	R 27,70	R 31,86
	500V & ≤ 22kV	483,20	555,68	146,40	168,36	79,49	91,41	157,63	181,27	108,47	124,74	68,84	79,17	R 25,35	R 29,15

Customer categories	Service charge [R/account/day]		Administration charge [R/POD/day]	
	VAT incl	VAT incl	VAT incl	VAT incl
≤ 100 kVA/ kW	R 26,91	R 30,95	R 7,64	R 8,79
> 100 kVA/ kW & ≤ 500 kVA/ kW	R 91,77	R 105,54	R 42,55	R 48,93
> 500 kVA/ kW & ≤ 1 MVA/MW	R 282,31	R 324,66	R 65,31	R 75,11
> 1 MVA/MW	R 282,31	R 324,66	R 121,17	R 139,35
Key customers	R 5 533,08	R 6 363,04	R 121,17	R 139,35

Voltage	Ancillary service charge [c/kWh]		Network demand charge [c/kWh] in all time-of-use periods	
	VAT incl	VAT incl	VAT incl	VAT incl
< 500V	0,60	0,69	38,94	44,78
≥ 500V & ≤ 22kV	0,60	0,69	34,14	39,26

Reactive energy charge [c/kVAh]			
High season		Low season	
VAT incl	VAT incl	VAT incl	VAT incl
13,15	15,12	0,00	0,00



Ruraflex - Local Authority

Transmission Zone	Voltage	Active energy charge [c/kWh]											Network capacity charge [R/kVA/m]		
		High demand season [Jun - Aug]						Low demand season [Sep - May]							
		Peak VAT incl		Standard VAT incl		Off Peak VAT incl		Peak VAT incl		Standard VAT incl		Off Peak VAT incl	VAT incl		
≤ 300km	< 500V	491,57	565,31	148,90	171,24	80,87	93,00	160,36	184,41	110,36	126,91	70,01	80,51	R 27,96	R 32,15
	500V & ≤ 22kV	486,68	559,68	147,44	169,56	80,06	92,07	158,79	182,61	109,24	125,63	69,30	79,70	R 25,65	R 29,50
> 300km and ≤ 600km	< 500V	496,46	570,93	150,42	172,98	81,64	93,89	161,93	186,22	111,47	128,19	70,73	81,34	R 28,08	R 32,29
	500V & ≤ 22kV	491,56	565,29	148,87	171,20	80,87	93,00	160,36	184,41	110,34	126,89	70,01	80,51	R 25,79	R 29,66
> 600km and ≤ 900km	< 500V	501,44	576,66	151,88	174,66	82,49	94,86	163,54	188,07	112,54	129,42	71,43	82,14	R 28,23	R 32,46
	500V & ≤ 22kV	496,43	570,89	150,39	172,95	81,64	93,89	161,93	186,22	111,47	128,19	70,73	81,34	R 25,93	R 29,82
> 900km	< 500V	506,45	582,42	153,46	176,48	83,26	95,75	165,16	189,93	113,71	130,77	72,14	82,96	R 28,31	R 32,56
	500V & ≤ 22kV	501,43	576,64	151,88	174,66	82,49	94,86	163,54	188,07	112,54	129,42	71,43	82,14	R 25,94	R 29,83

Customer categories	Service charge [R/account/day]		Administration charge [R/POD/day]	
	VAT incl		VAT incl	
≤ 100 kVA/ kW	R 27,15	R 31,22	R 7,70	R 8,86
> 100 kVA/ kW & ≤ 500 kVA/ kW	R 92,59	R 106,48	R 42,92	R 49,36
> 500 kVA/ kW & ≤ 1 MVA/MW	R 284,85	R 327,58	R 65,86	R 75,74
> 1 MVA/MW	R 284,85	R 327,58	R 122,25	R 140,59
Key customers	R 5 582,27	R 6 419,61	R 122,25	R 140,59

Voltage	Ancillary service charge [c/kWh]		Network demand charge [c/kWh] in all time-of-use periods	
	VAT incl		VAT incl	
< 500V	0,62	0,71	39,87	45,85
≥ 500V & ≤ 22kV	0,62	0,71	34,89	40,12

Reactive energy charge [c/kVAh]			
High season		Low season	
VAT incl		VAT incl	
13,25	15,24	0,00	0,00

An electricity tariff for Rural_p customers with a supply voltage ≤ 22 kV (or ≤ 33 kV where designated by Eskom as Rural_p) consuming energy (importers of energy from the Eskom System) and generating energy (exporters of energy to the Eskom System) at the same point of supply (or metering point). The following charges shall apply for the consumption and generation of energy:

- seasonally and time-of-use differentiated c/kWh **active energy charges** including losses, based on the voltage of supply and the **Transmission zone**;
- three time-of-use periods namely **peak**, **standard** and **off-peak**, as specified in *Appendix A - Eskom's defined time-of-use periods*;
- the treatment of **public holidays** for the raising of the **energy demand charge** and the **network demand charge** shall be as specified in *Appendix D - treatment of public holidays for 2022/23*;
- a R/kVA/month **network capacity charge** combining the **Transmission** and **Distribution network capacity charges** based on the voltage of the supply, the **Transmission zone** and the **annual utilised capacity** measured at the **POD** applicable during all time periods;
- a c/kWh **Distribution network demand charge** based on the voltage of the supply and the energy measured at the **POD** during the all **TOU** periods;
- a c/kWh **ancillary service charge** applied on the total active energy consumed and exported in the month based on the voltage of the supply applicable during all time periods;
- a R/account/day **service charge** based on the **monthly utilised capacity** of each **account**;
- a R/POD/day **administration charge** based on the sum of the **monthly utilised capacity** of each premise linked to an **account**;
- a c/KVAh **reactive energy charge** supplied in excess of 30% (0,96 PF) of the kWh recorded during the entire billing period. The excess reactive energy is determined using the billing period totals and will only be applicable during the **high-demand season**; and
- an **excess network capacity charge** shall be payable in the event of an NMD exceedance as specified in accordance with the **NMD rules** and as set out in *Appendix C - NMD rules for the relevant tariff*.

Ruraflex Gen - Non-Local Authority

Transmission Zone	Voltage	Active energy charge for loads [c/kWh]											Network capacity charge [R/kVA/m]		
		High demand season [Jun - Aug]						Low demand season [Sep - May]							
		Peak VAT incl		Standard VAT incl		Off Peak VAT incl		Peak VAT incl		Standard VAT incl		Off Peak VAT incl	VAT incl		
≤ 300km	< 500V	473,67	544,72	143,50	165,03	77,94	89,63	154,52	177,70	106,33	122,28	67,46	77,58	R 27,36	R 31,46
	500V & ≤ 22kV	468,99	539,34	142,09	163,40	77,14	88,71	153,00	175,95	105,28	121,07	66,76	76,77	R 25,07	R 28,83
> 300km and ≤ 600km	< 500V	478,43	550,19	144,94	166,68	78,71	90,52	156,06	179,47	107,42	123,53	68,16	78,38	R 27,44	R 31,56
	500V & ≤ 22kV	473,66	544,71	143,48	165,00	77,94	89,63	154,52	177,70	106,32	122,27	67,46	77,58	R 25,22	R 29,00
> 600km and ≤ 900km	< 500V	483,22	555,70	146,40	168,36	79,49	91,41	157,63	181,27	108,47	124,74	68,84	79,17	R 27,58	R 31,72
	500V & ≤ 22kV	478,40	550,16	144,90	166,64	78,71	90,52	156,06	179,47	107,42	123,53	68,16	78,38	R 25,34	R 29,14
> 900km	< 500V	488,04	561,25	147,84	170,02	80,28	92,32	159,14	183,01	109,56	125,99	69,51	79,94	R 27,70	R 31,86
	500V & ≤ 22kV	483,20	555,68	146,40	168,36	79,49	91,41	157,63	181,27	108,47	124,74	68,84	79,17	R 25,35	R 29,15

Customer categories	Service charge [R/account/day]		Administration charge [R/POD/day]	
	VAT incl	VAT incl	VAT incl	VAT incl
≤ 100 kVA/ kW	R 26,91	R 30,95	R 7,64	R 8,79
> 100 kVA/ kW & ≤ 500 kVA/ kW	R 91,77	R 105,54	R 42,55	R 48,93
> 500 kVA/ kW & ≤ 1 MVA/MW	R 282,31	R 324,66	R 65,31	R 75,11
> 1 MVA/MW	R 282,31	R 324,66	R 121,17	R 139,35
Key customers	R 5 533,08	R 6 363,04	R 121,17	R 139,35

Voltage	Ancillary service charge [c/kWh]		Network demand charge [c/kWh] in all time-of-use periods	
	VAT incl	VAT incl	VAT incl	VAT incl
< 500V	0,60	0,69	38,94	44,78
≥ 500V & ≤ 22kV	0,60	0,69	34,14	39,26

Reactive energy charge [c/kVAh]			
High season		Low season	
VAT incl	VAT incl	VAT incl	VAT incl
13,15	15,12	0,00	0,00



Suite of electricity tariffs for Rural_p customers with single, dual or three-phase conventionally metered supplies with an NMD up to 100 kVA without grid-tied generation¹ and at a supply voltage < 500 V, with the following charges:

- for Landrate Dx[#] only, a R/day/POD based on Landrate 4 at 200 kWh per month, and for all other Landrate tariffs;
- a c/kWh **active energy charge** measured at the **POD**;
- a R/day/POD **network capacity charge based** on the **NMD** of the supply;
- a c/kWh **network demand charge** based on the active energy measured at the **POD**;
- a c/kWh **ancillary service charge** based on the active energy measured at the **POD**; and
- a R/day **service and administration charge** for each **POD (Landrate 1, 2 and 3)**, which charge shall be payable every month whether any electricity is used or not, based on the applicable daily rate and the number of days in the month, and
- if and when the Landrate 1, 2, 3, and 4 is offered as a prepaid supply*, the **active energy charge**, the **ancillary service charge** and the **network capacity charge** shall be combined into one c/kWh rate and the **network demand charge** and the **service and administration charge** (if applicable) shall be combined into R/POD per day charge*.

* Currently these tariffs cannot be accommodated as a prepaid supply. If and when this is possible, the combining of the charges is required to accommodate the prepaid vending system.

An electricity tariff for Rural_p single phase non-metered supplies limited to 5kVA typically suited to small telecommunication installations where the electricity usage is low enough not to warrant metering for billing purposes.

The Landrate suite of tariffs are as follows:

Landrate 1	single-phase 16 kVA (80 A per phase) dual-phase 32 kVA (80 A per phase) three-phase 25 kVA (40 A per phase)
Landrate 2	dual-phase 64 kVA (150 A per phase) three-phase 50 kVA (80 A per phase)
Landrate 3	dual-phase 100 kVA (225 A per phase) three-phase 100 kVA (150 A per phase)
Landrate 4+	single-phase 16 kVA (80 A per phase)
Landrate Dx[#]	single-phase 5 kVA (limited to 10 A per phase)

LAND RATE

Non - Local Authority charges

Landrate - Non-Local Authority

	Energy charge [c/kWh]		Ancillary service charge [c/kWh]		Network demand charge [c/kWh]		Network capacity charge [R/POD/day]		Service and administration charge [R/POD/day]	
	VAT incl		VAT incl		VAT incl		VAT incl		VAT incl	
Landrate 1	155,85	179,23	0,60	0,69	38,94	44,78	R 41,63	R 47,87	R 34,57	R 39,76
Landrate 2	155,85	179,23	0,60	0,69	38,94	44,78	R 63,99	R 73,59	R 34,57	R 39,76
Landrate 3	155,85	179,23	0,60	0,69	38,94	44,78	R 102,30	R 117,65	R 34,57	R 39,76
Landrate 4	336,63	387,12	0,60	0,69	38,94	44,78	R 33,15	R 38,12	R 0,00	R 0,00
Landlight 20A	448,16	515,38								
Landlight 60A	577,73	664,39								
Landrate Dx*									R 74,14	R 85,26

*R/day fixed charge inclusive of the following charges; energy, ancillary service, network demand, network capacity and service charge.

LAND RATE

Local Authority charges

Landrate - Local Authority

	Energy charge [c/kWh]		Ancillary service charge [c/kWh]		Network demand charge [c/kWh]		Network capacity charge [Rf POD/day]		Service and administration charge [Rf POD/day]	
	VAT incl		VAT incl		VAT incl		VAT incl		VAT incl	
Landrate 1	161,73	185,99	0,62	0,71	39,87	45,85	R 42,58	R 48,97	R 34,85	R 40,08
Landrate 2	161,73	185,99	0,62	0,71	39,87	45,85	R 65,44	R 75,26	R 34,85	R 40,08
Landrate 3	161,73	185,99	0,62	0,71	39,87	45,85	R 104,65	R 120,35	R 34,85	R 40,08
Landrate 4	349,32	401,72	0,62	0,71	39,87	45,85	R 33,91	R 39,00		
Landrate Dx*									R 75,41	R 86,72

*R/day fixed charge inclusive of the following charges; energy, ancillary service, network demand, network capacity and service charge.

LAND LIGHT

Non - Local Authority charges

An electricity tariff that provides a subsidy to low-usage single phase supplies in rural areas and is only offered as a prepaid supply without grid-tied generation¹ and has the following charges:

- a single c/kWh active energy charge.

Note that this tariff has no fixed charges (the reason the energy rates are higher than Landrate) and is not applicable to local authority supplies

The Landlight range of tariffs are:

Landlight 20A	single-phase 20A
Landlight 60A	single-phase 60A

	Energy charge [c/kWh]	
	VAT incl	
Landlight 20A	448,16	515,38
Landlight 60A	577,73	664,39

¹ For grid-tied generation a TOU tariff is mandatory

GENERATOR TARIFFS



Use of system charges for Transmission connected generator customers

TUOS network charges for generators

The following **TUoS** charges are payable by all generators connected to the **Transmission System** based on the **maximum export capacity**:

- Refer to page 56 for a map of the Transmission zones applicable to generators

UoS network charges for Transmission connected generators	Network charge VAT incl	
Cape	R 0.00	R 0.00
Karoo	R 0.00	R 0.00
Kwazulu-Natal	R 3.09	R 3.55
Vaal	R 10.29	R 11.83
Waterberg	R 13.18	R 15.16
Mpumalanga	R 12.23	R 14.06

TUOS transmission losses charges for generators

The losses charge for transmission connected generators shall be calculated as follows:

- transmission losses charge** = energy produced in peak, standard, and off-peak periods x WEPS rate excluding losses in peak, standard, and off-peak periods x **(Transmission loss factor - I / Transmission loss factor)**
- Refer to [Appendix E](#) - WEPS energy rate excluding losses.
- Refer to [Appendix F](#) - loss factors

Ancillary service charges for Transmission connected generators and loads

The following ancillary service charges are payable by all **generators** and **loads** connected to the **Transmission System** based on the active energy as measured at the **point of supply**:

TUoS ancillary service charge for Transmission connected loads and generators	Ancillary service charge VAT incl	
Generators	0.53	0.51
Loads	0.53	0.51

Use of system charges for Distribution connected generator customers

DUoS network charges for generators

The following **DUoS** network charges are payable by all **generators** connected to the **Distribution System**

- The **DUoS network charge** is payable on based on the **maximum export capacity**.

DUoS network charges for generators		
Voltage	Network capacity charge [R/kW/m]	
	VAT incl	
< 500V		
≥ 500V & < 66kV		
≥ 66kV & ≤ 132kV	R 21.03	R 24.18

DUoS distribution losses charges for generators

The **DUoS** generator **network charge** shall be rebated based on the following formula:

- distribution losses charge = energy produced in peak, standard, and off-peak periods × WEPS rate excluding losses in peak, standard, and off-peak periods × (**Distribution loss factor** × **Transmission loss factor** – 1)
- Refer to [Appendix E](#) - WEPS energy rate excluding losses for the WEPS rates excluding losses.
- Refer to [Appendix F](#) - loss factors for the loss factors.



Ancillary service charges for Distribution connected generators

The following ancillary service charges are payable by all **generators** connected to the **Distribution system** based on the active energy consumed or generated as measured at the **point of supply**:

DUoS ancillary service charge Urban _p	Charge [c/kWh]	
		VAT incl
< 500V	0,59	0,68
≥ 500V & < 66kV	0,57	0,66
≥ 66kV & ≤ 132kV	0,52	0,60

DUoS ancillary service charge Urban _p	Charge [c/kWh]	
		VAT incl
< 500V	0,60	0,69
≥ 500V & ≤ 22kV	0,60	0,69

Urban_p Service and administration charges for Transmission and Distribution connected generators

The following **DUoS** and **TUoS** service and administration charges are payable by all Urban_p **generators** based on the **maximum export capacity**:

DUoS service and administration charges (urban _p)				
Customer categories utilised capacity / maximum export capacity [kVA or MVA = loads] [kW or MW= generators]	Service charge [R/account/day]		Administration charge [R/POD/day]	
		VAT incl		VAT incl
≤ 100 kVA/ kW	R 21,25	R 24,44	R 4,67	R 5,37
> 100 kVA/ kW & ≤ 500 kVA/ kW	R 97,04	R 111,60	R 27,22	R 31,30
> 500 kVA/ kW & ≤ 1 MVA/MW	R 298,57	R 343,36	R 54,04	R 62,15
> 1 MVA/MW	R 298,57	R 343,36	R 134,56	R 154,74
Key customers or Transmission connected	R 5 850,83	R 6 728,45	R 186,85	R 214,88

Urban_p Service and administration charges for generators

The following **DUoS** service and administration charges are payable by all Rural_p **generators** based on the **maximum export capacity**:

DUoS service and administration charges (Rural _p)				
Customer categories utilised capacity / maximum export capacity [kVA or MVA = loads] [kW or MW= generators]	Service charge [R/account/day]		Administration charge [R/POD/day]	
		VAT incl		VAT incl
≤ 100 kVA/ kW	R 26,91	R 30,95	R 7,64	R 8,79
> 100 kVA/ kW & ≤ 500 kVA/ kW	R 91,77	R 105,54	R 42,55	R 48,93
> 500 kVA/ kW & ≤ 1 MVA/MW	R 282,31	R 324,66	R 65,31	R 75,11
> 1 MVA/MW	R 282,31	R 324,66	R 121,17	R 139,35
Key customers	R 5 533,08	R 6 363,04	R 121,17	R 139,35



Tariffs applicable for the reconciliation of accounts for Eskom customers receiving energy from non-Eskom generators

Gen-wheeling tariff

A reconciliation electricity tariff for local and non-local electricity customers connected at >1kV on Urban_p or Rural_p networks on the Megaflex, Megaflex Gen, Miniflex, Ruraflex or Ruraflex Gen TOU electricity tariffs that have entered into a wheeling transaction with a generator

- A credit raised on the total wheeled energy and seasonally and time-of-use differentiated c/kWh **active energy charges** excluding losses and based on whether the main account is a local authority or non-local authority account;
- three time-of-use periods namely **peak, standard and off-peak**, as specified in *Appendix A - Eskom's defined time-of-use periods*;
- the treatment of **public holidays** for the raising of the credit active energy charge shall be as specified in *Appendix D - treatment of public holidays for 2022/23*;
- a R/POD/day **administration charge*** based on the **monthly utilised capacity** of each **POD** linked to an account, and
- a credit raised on the total wheeled energy and the c/kWh **affordability subsidy charge*** (applicable to non-local authority tariffs only.)

Below is the summary of the charges:

Tariff Name	Type of Charge	Rate
Gen-purchase- urban	Energy charge (credit)	WEPS - Non-local authority energy charges excluding losses
	Affordability subsidy charge	WEPS - Non-local authority affordability charges
	Administration charge	WEPS - Non-local authority administration charges
	All other tariff charges	NA
Gen-purchase-rural	Energy charge	WEPS - Non-local authority energy charges excluding losses
	Administration charge	Ruraflex- Non-local authority charges
	All other tariff charges	NA
Gen-purchase Munic urban	Energy charge (credit))	WEPS - Local authority energy charges excluding losses
	Administration charge	WEPS - Local authority administration charges
	All other tariff charges	NA
Gen-purchase Munic rural	Energy charge	WEPS - Local authority energy charges excluding losses
	Administration charge	Ruraflex- Local authority charges
	All other tariff charges	NA

Note that in the schedule of standard prices this charge for Urban supplies is the WEPS charge, which is the same as Megaflex.

Gen-offset tariff

A reconciliation electricity tariff for non-local authority electricity customers connected to Urban_p or Rural_p networks on the Megaflex, Megaflex Gen, Miniflex, Ruraflex or Ruraflex Gen TOU tariffs where there is a net-metering/offset transaction:

- A credit raised on the total active energy exported and seasonally and time-of-use differentiated **active energy charges** including losses based on the voltage of supply and the **Transmission zone**;
- three time-of-use periods namely **peak, standard and off-peak**, as specified in *Appendix A - Eskom's defined time-of-use periods*;
- the treatment of **public holidays** for the raising of the credit active energy charge shall be as specified in *Appendix D - treatment of public holidays* for 2022/23;
- a credit raised on **total active energy** exported and the ancillary service charge, based on the voltage of the supply;
- a R/POD/day administration charge based on the **monthly utilised capacity** of each POD linked to an account; and
- a credit raised on the **total active energy** exported and the **affordability subsidy charge** (applicable to non-local authority tariffs only.)

Below is the summary of the charges:

Tariff Name	Type of Charge	Rate
Gen-offset urban	Energy charge (credit)	WEPS non-local authority tariff - energy rate per Transmission Zone and voltage inclusive of losses*
	Ancillary service charge (credit)*	WEPS non-local authority tariff - ancillary service charge*
	Affordability subsidy charge (credit)*	WEPS non-local authority tariff - affordability subsidy charge*
	Administration charge	WEPS non-local authority- administration charge *
	All other tariff charges	NA
Gen-offset rural	Energy charge (credit)	Ruraflex- non-local authority tariff - energy rates per Transmission Zone and voltage
	Ancillary service charge (credit)	Ruraflex- non-local authority tariff - ancillary service charge
	Administration charge	Ruraflex- non-local authority tariff - administration charge
	All other tariff charges	NA

- *This is the same as Megaflex charges*

Note that in the schedule of standard prices this charge for Urban supplies is the WEPS charge, which is the same as Megaflex.


A reconciliation electricity tariff for local and non-local electricity customers connected to Urban_p or Rural_p networks on the Megaflex, Megaflex Gen, Miniflex, Ruraflex or Ruraflex Gen TOU tariffs where Eskom purchases energy from a non-Eskom generator but the energy is consumed by the customer

- seasonally and time-of-use differentiated c/kWh **active energy charges** excluding losses based on the active energy purchased by Eskom, but consumed by the customer and whether the main account is a local authority or non-local authority account;
- three time-of-use periods namely **peak, standard and off-peak**, as specified in [Appendix A - Eskom's defined time-of-use periods](#);
- the treatment of **public holidays** for the raising of the credit active energy charge shall be as specified in [Appendix D - treatment of public holidays for 2022/23](#);
- a R/POD/day administration charge based on the **monthly utilised capacity** of each POD linked to an account; and
- a c/kWh **affordability subsidy charge** applied to the total active energy purchased by Eskom, but consumed by the customer (applicable to non-local authority tariffs only).

Below is the summary of the charges:

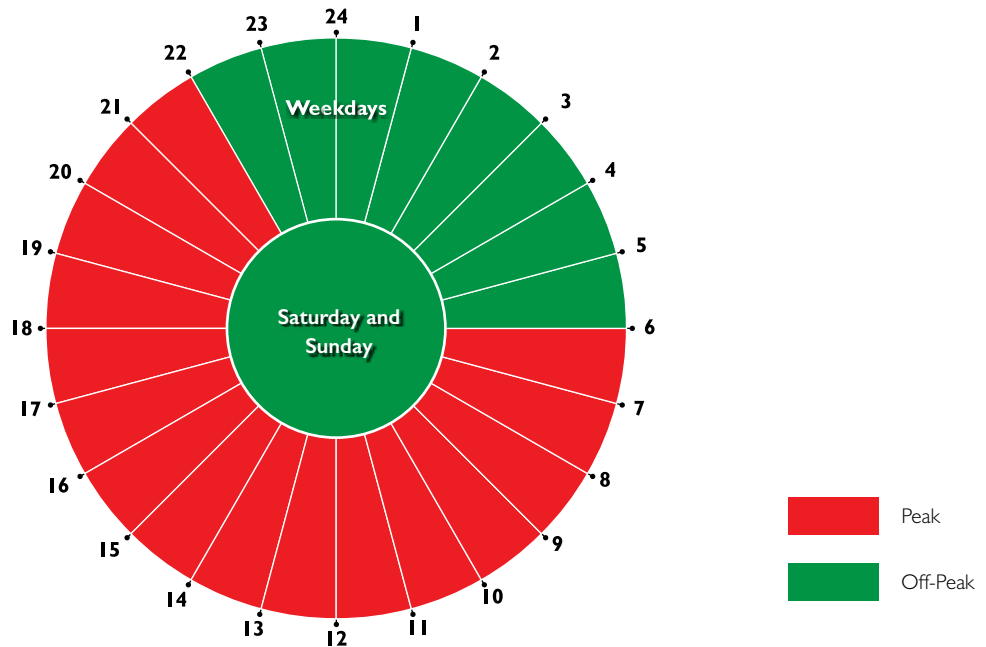
Tariff Name	Type of Charge	Rate
Gen-purchase- urban	Energy charge	WEPS - Non-local authority energy charges excluding losses
	Affordability subsidy charge	WEPS - Non-local authority affordability charges
	Administration charge	WEPS - Non-local authority administration charges
	All other tariff charges	NA
Gen-purchase-rural	Energy charge	WEPS - Non-local authority energy charges excluding losses
	Administration charge	Ruraflex- Non-local authority charges
	All other tariff charges	NA
Gen-purchase Munic urban	Energy charge (credit))	WEPS - Local authority energy charges excluding losses
	Administration charge	WEPS - Local authority administration charges
	All other tariff charges	NA
Gen-purchase Munic rural	Energy charge	WEPS - Local authority energy charges excluding losses
	Administration charge	Ruraflex- Local authority charges
	All other tariff charges	NA

Note that in the schedule of standard prices this charge for Urban supplies is the WEPS charge, which is the same as Megaflex.



Appendix A - Eskom's defined time-of-use periods

Nightsave Urban Large, Nightsave Urban Small and Nightsave Rural



WEPS, Megaflex, Miniflex, Megaflex Gen, Ruraflex Gen and Ruraflex

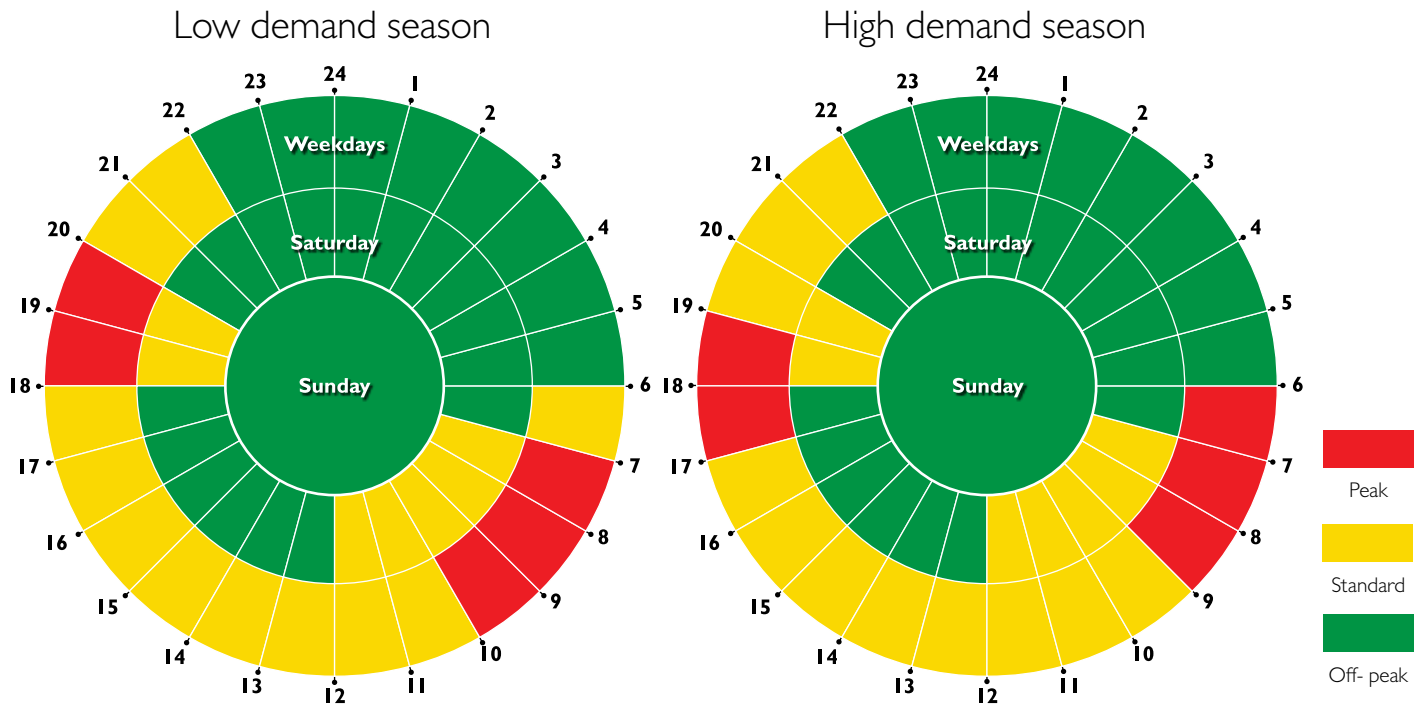


Figure 2: WEPS, Megaflex, Megaflex Gen, Miniflex, Ruraflex Gen and Ruraflex: low and high demand seasons TOU periods

Appendix B - Transmission zones

Transmission zones for loads



Figure 3: Transmission zones for loads

Transmission zones for generators

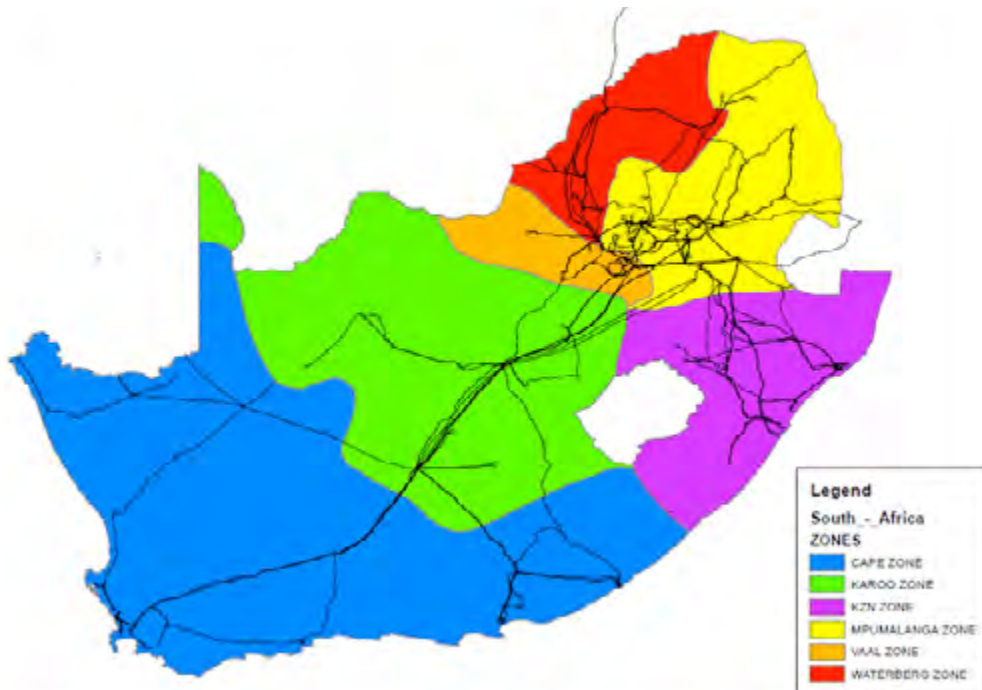


Figure 4: Transmission zones for generators

Appendix C - NMD Rules and Excess Network Capacity Charges

The NMD (and MEC rules)¹, as amended from time to time with the approval of NERSA, set out the rules relating to an notification, changes and exceedance of the **NMD and MEC**. For the rules please go to www.eskom.co.za/tariffs.

Charges applicable for exceedance of the NMD

An exceedance of the **NMD** based on the difference between the **maximum demand** and the NMD, will impact the following charges (as applicable); the **Distribution network capacity charge²**, the **network capacity charge***, the **Transmission network charge** and the **urban low voltage subsidy charge** for the DUoS charges, the TUoS charges and the Ruraflex, Ruraflex Gen, Nightsave Rural, Megaflex, Megaflex Gen, Miniflex, Nightsave Urban Small and Nightsave Urban Large tariffs.

The amount payable through the **excess network capacity charge²** in the event of an exceedance is calculated on the number of times the **NMD** is exceeded by the **maximum demand** multiplied by the portion of the maximum demand exceeding the **NMD** multiplied by the sum of the **Distribution network capacity charge²** and the **Transmission network charge** (or for Miniflex and Ruraflex the **network capacity charge²**) and if applicable, the **urban low voltage subsidy charge** for the respective tariffs. The **excess network capacity charges** are set out below.

Charges applicable for exceedance of the MEC rules¹

These rules are in the process of being revised by NERSA. Please refer to the Eskom website (www.eskom.co.za/tariffs) for the latest version of the rules.

The charges below shall apply in the event of an NMD exceedance x the event number

1. Eskom submitted to Nersa an amendment to the NMD rules to include the MEC rules. Once this is decided on by NERSA, any rules associated with the MEC will apply.
2. Note that any reference in the NMD rules to “the network access charge” must be replaced with “the network capacity charge” and to “the excess network access charge” must be replaced with “excess network capacity charge”.

Excess network capacity charges - Non-local authority

Urban - Excess NCC Megaflex/Megaflex Gen [non local authorities]

Transmission Zone	Voltage	Excess NCC [R/kVA/m]	
		VAT incl	
≤ 300km	< 500V	R 39,10	<i>R 44,97</i>
	≥ 500V & < 66kV	R 35,81	<i>R 41,18</i>
	≥ 66kV & ≤ 132kV	R 41,17	<i>R 47,35</i>
	> 132kV*	R 35,73	<i>R 41,09</i>
> 300km and ≤ 600km	< 500V	R 39,19	<i>R 45,07</i>
	≥ 500V & < 66kV	R 35,92	<i>R 41,31</i>
	≥ 66kV & ≤ 132kV	R 41,26	<i>R 47,45</i>
	> 132kV*	R 35,86	<i>R 41,24</i>
> 600km and ≤ 900km	< 500V	R 39,34	<i>R 45,24</i>
	≥ 500V & < 66kV	R 36,03	<i>R 41,43</i>
	≥ 66kV & ≤ 132kV	R 41,33	<i>R 47,53</i>
	> 132kV*	R 36,08	<i>R 41,49</i>
> 900km	< 500V	R 39,43	<i>R 45,34</i>
	≥ 500V & < 66kV	R 36,17	<i>R 41,60</i>
	≥ 66kV & ≤ 132kV	R 41,44	<i>R 47,66</i>
	> 132kV*	R 36,19	<i>R 41,62</i>

*132 kV or Transmission connected

Urban - Excess NCC Nightsave Urban Large [non local authorities]

Transmission Zone	Voltage	Excess NCC [R/kVA/m]	
		VAT incl	
≤ 300km	< 500V	R 39,10	<i>R 44,97</i>
	≥ 500V & < 66kV	R 35,81	<i>R 41,18</i>
	≥ 66kV & ≤ 132kV	R 41,17	<i>R 47,35</i>
	> 132kV*	R 35,73	<i>R 41,09</i>
> 300km and ≤ 600km	< 500V	R 39,19	<i>R 45,07</i>
	≥ 500V & < 66kV	R 35,92	<i>R 41,31</i>
	≥ 66kV & ≤ 132kV	R 41,26	<i>R 47,45</i>
	> 132kV*	R 35,86	<i>R 41,24</i>
> 600km and ≤ 900km	< 500V	R 39,34	<i>R 45,24</i>
	≥ 500V & < 66kV	R 36,03	<i>R 41,43</i>
	≥ 66kV & ≤ 132kV	R 41,33	<i>R 47,53</i>
	> 132kV*	R 36,08	<i>R 41,49</i>
> 900km	< 500V	R 39,43	<i>R 45,34</i>
	≥ 500V & < 66kV	R 36,17	<i>R 41,60</i>
	≥ 66kV & ≤ 132kV	R 41,44	<i>R 47,66</i>
	> 132kV*	R 36,19	<i>R 41,62</i>

*132 kV or Transmission connected

Urban - Excess NCC Miniflex [non local authorities]

Transmission Zone	Voltage	Excess NCC [R/kVA/m]	
		VAT incl	
≤ 300km	< 500V	R 39,04	<i>R 44,90</i>
	≥ 500V & < 66kV	R 35,79	<i>R 41,16</i>
	≥ 66kV & ≤ 132kV	R 41,11	<i>R 47,28</i>
	> 132kV*	R 35,66	<i>R 41,01</i>
> 300km and ≤ 600km	< 500V	R 39,14	<i>R 45,01</i>
	≥ 500V & < 66kV	R 35,90	<i>R 41,29</i>
	≥ 66kV & ≤ 132kV	R 41,19	<i>R 47,37</i>
	> 132kV*	R 35,82	<i>R 41,19</i>
> 600km and ≤ 900km	< 500V	R 39,33	<i>R 45,23</i>
	≥ 500V & < 66kV	R 36,01	<i>R 41,41</i>
	≥ 66kV & ≤ 132kV	R 41,31	<i>R 47,51</i>
	> 132kV*	R 36,03	<i>R 41,43</i>
> 900km	< 500V	R 39,36	<i>R 45,26</i>
	≥ 500V & < 66kV	R 36,13	<i>R 41,55</i>
	≥ 66kV & ≤ 132kV	R 41,39	<i>R 47,60</i>
	> 132kV*	R 36,14	<i>R 41,56</i>

*132 kV or Transmission connected

Urban - Excess NCC Nightsave Urban Small [non local authorities]

Transmission Zone	Voltage	Excess NCC [R/kVA/m]	
		VAT incl	
≤ 300km	< 500V	R 39,10	<i>R 44,97</i>
	≥ 500V & < 66kV	R 35,81	<i>R 41,18</i>
	≥ 66kV & ≤ 132kV	R 41,17	<i>R 47,35</i>
	> 132kV*	R 35,73	<i>R 41,09</i>
> 300km and ≤ 600km	< 500V	R 39,19	<i>R 45,07</i>
	≥ 500V & < 66kV	R 35,92	<i>R 41,31</i>
	≥ 66kV & ≤ 132kV	R 41,26	<i>R 47,45</i>
	> 132kV*	R 35,86	<i>R 41,24</i>
> 600km and ≤ 900km	< 500V	R 39,34	<i>R 45,24</i>
	≥ 500V & < 66kV	R 36,03	<i>R 41,43</i>
	≥ 66kV & ≤ 132kV	R 41,33	<i>R 47,53</i>
	> 132kV*	R 36,08	<i>R 41,49</i>
> 900km	< 500V	R 39,43	<i>R 45,34</i>
	≥ 500V & < 66kV	R 36,17	<i>R 41,60</i>
	≥ 66kV & ≤ 132kV	R 41,44	<i>R 47,66</i>
	> 132kV*	R 36,19	<i>R 41,62</i>

*132 kV or Transmission connected

Rural - Excess NCC Nightsave Rural [non local authorities]

Transmission Zone	Voltage	Excess NCC [R/kVA/m]	
		VAT incl	
≤ 300km	< 500V	R 19,58	<i>R 22,52</i>
	≥ 500V & ≤ 22kV	R 17,99	<i>R 20,69</i>
> 300km and ≤ 600km	< 500V	R 19,61	<i>R 22,55</i>
	≥ 500V & ≤ 22kV	R 18,05	<i>R 20,76</i>
> 600km and ≤ 900km	< 500V	R 19,80	<i>R 22,77</i>
	≥ 500V & ≤ 22kV	R 18,17	<i>R 20,90</i>
> 900km	< 500V	R 19,85	<i>R 22,83</i>
	≥ 500V & ≤ 22kV	R 18,21	<i>R 20,94</i>

Rural - Excess NCC Ruraflex/Ruraflex Gen [non local authorities]

Transmission Zone	Voltage	Excess NCC [R/kVA/m]	
		VAT incl	
≤ 300km	< 500V	R 27,36	<i>R 31,46</i>
	≥ 500V & ≤ 22kV	R 25,07	<i>R 28,83</i>
> 300km and ≤ 600km	< 500V	R 27,44	<i>R 31,56</i>
	≥ 500V & ≤ 22kV	R 25,22	<i>R 29,00</i>
> 600km and ≤ 900km	< 500V	R 27,58	<i>R 31,72</i>
	≥ 500V & ≤ 22kV	R 25,34	<i>R 29,14</i>
> 900km	< 500V	R 27,70	<i>R 31,86</i>
	≥ 500V & ≤ 22kV	R 25,35	<i>R 29,15</i>

Excess network capacity charges - Local authority

Urban - Excess NCC Megaflex/Megaflex Gen [Local authorities]

Transmission Zone	Voltage	Excess NCC [R/kVA/m]	
		VAT incl	
≤ 300km	< 500V	R 39,61	R 45,55
	≥ 500V & < 66kV	R 36,25	R 41,69
	≥ 66kV & ≤ 132kV	R 41,57	R 47,81
	> 132kV*	R 36,05	R 41,46
> 300km and ≤ 600km	< 500V	R 39,66	R 45,61
	≥ 500V & < 66kV	R 36,39	R 41,85
	≥ 66kV & ≤ 132kV	R 41,67	R 47,92
	> 132kV*	R 36,19	R 41,62
> 600km and ≤ 900km	< 500V	R 39,84	R 45,82
	≥ 500V & < 66kV	R 36,46	R 41,93
	≥ 66kV & ≤ 132kV	R 41,76	R 48,02
	> 132kV*	R 36,40	R 41,86
> 900km	< 500V	R 39,90	R 45,89
	≥ 500V & < 66kV	R 36,60	R 42,09
	≥ 66kV & ≤ 132kV	R 41,85	R 48,13
	> 132kV*	R 36,49	R 41,96

*132 kV or Transmission connected

Urban - Excess NCC Nightsave Urban Large [Local authorities]

Transmission Zone	Voltage	Excess NCC [R/kVA/m]	
		VAT incl	
≤ 300km	< 500V	R 39,61	R 45,55
	≥ 500V & < 66kV	R 36,25	R 41,69
	≥ 66kV & ≤ 132kV	R 41,57	R 47,81
	> 132kV*	R 36,05	R 41,46
> 300km and ≤ 600km	< 500V	R 39,66	R 45,61
	≥ 500V & < 66kV	R 36,39	R 41,85
	≥ 66kV & ≤ 132kV	R 41,67	R 47,92
	> 132kV*	R 36,19	R 41,62
> 600km and ≤ 900km	< 500V	R 39,84	R 45,82
	≥ 500V & < 66kV	R 36,46	R 41,93
	≥ 66kV & ≤ 132kV	R 41,76	R 48,02
	> 132kV*	R 36,40	R 41,86
> 900km	< 500V	R 39,90	R 45,89
	≥ 500V & < 66kV	R 36,60	R 42,09
	≥ 66kV & ≤ 132kV	R 41,85	R 48,13
	> 132kV*	R 36,49	R 41,96

*132 kV or Transmission connected

Urban - Excess NCC Miniflex [Local authorities]

Transmission Zone	Voltage	Excess NCC [R/kVA/m]	
		VAT incl	
≤ 300km	< 500V	R 39,59	R 45,53
	≥ 500V & < 66kV	R 36,25	R 41,69
	≥ 66kV & ≤ 132kV	R 41,54	R 47,77
	> 132kV*	R 36,05	R 41,46
> 300km and ≤ 600km	< 500V	R 39,66	R 45,61
	≥ 500V & < 66kV	R 36,40	R 41,86
	≥ 66kV & ≤ 132kV	R 41,65	R 47,90
	> 132kV*	R 36,19	R 41,62
> 600km and ≤ 900km	< 500V	R 39,87	R 45,85
	≥ 500V & < 66kV	R 36,49	R 41,96
	≥ 66kV & ≤ 132kV	R 41,75	R 48,01
	> 132kV*	R 36,40	R 41,86
> 900km	< 500V	R 39,89	R 45,87
	≥ 500V & < 66kV	R 36,65	R 42,15
	≥ 66kV & ≤ 132kV	R 41,82	R 48,09
	> 132kV*	R 36,49	R 41,96

*132 kV or Transmission connected

Urban - Excess NCC Nightsave Urban Small [Local authorities]

Transmission Zone	Voltage	Excess NCC [R/kVA/m]	
		VAT incl	
≤ 300km	< 500V	R 39,61	R 45,55
	≥ 500V & < 66kV	R 36,25	R 41,69
	≥ 66kV & ≤ 132kV	R 41,57	R 47,81
	> 132kV*	R 36,05	R 41,46
> 300km and ≤ 600km	< 500V	R 39,66	R 45,61
	≥ 500V & < 66kV	R 36,39	R 41,85
	≥ 66kV & ≤ 132kV	R 41,67	R 47,92
	> 132kV*	R 36,19	R 41,62
> 600km and ≤ 900km	< 500V	R 39,84	R 45,82
	≥ 500V & < 66kV	R 36,46	R 41,93
	≥ 66kV & ≤ 132kV	R 41,76	R 48,02
	> 132kV*	R 36,40	R 41,86
> 900km	< 500V	R 39,90	R 45,89
	≥ 500V & < 66kV	R 36,60	R 42,09
	≥ 66kV & ≤ 132kV	R 41,85	R 48,13
	> 132kV*	R 36,49	R 41,96

*132 kV or Transmission connected

Rural - Excess NCC Nightsave Rural [Local authorities]

Transmission Zone	Voltage	Excess NCC [R/kVA/m]	
		VAT incl	
≤ 300km	< 500V	R 20,04	R 23,05
	≥ 500V & ≤ 22kV	R 18,40	R 21,16
	> 22kV		
> 300km and ≤ 600km	< 500V	R 20,07	R 23,08
	≥ 500V & ≤ 22kV	R 18,47	R 21,24
	> 22kV		
> 600km and ≤ 900km	< 500V	R 20,27	R 23,31
	≥ 500V & ≤ 22kV	R 18,59	R 21,38
	> 22kV		
> 900km	< 500V	R 20,30	R 23,35
	≥ 500V & ≤ 22kV	R 18,60	R 21,39
	> 22kV		

Rural - Excess NCC Ruraflex [Local authorities]

Transmission Zone	Voltage	Excess NCC [R/kVA/m]	
		VAT incl	
≤ 300km	< 500V	R 27,96	R 32,15
	≥ 500V & ≤ 22kV	R 25,65	R 29,50
	> 22kV		
> 300km and ≤ 600km	< 500V	R 28,08	R 32,29
	≥ 500V & ≤ 22kV	R 25,79	R 29,66
	> 22kV		
> 600km and ≤ 900km	< 500V	R 28,23	R 32,46
	≥ 500V & ≤ 22kV	R 25,93	R 29,82
	> 22kV		
> 900km	< 500V	R 28,31	R 32,56
	≥ 500V & ≤ 22kV	R 25,94	R 29,83
	> 22kV		

Appendix D - Treatment of Public Holidays for 2022/23

The table below indicates the treatment of public holidays for the Nightsave (Urban Large & Small), WEPS, Megaflex, Megaflex Gen and Miniflex tariffs for the period 1 April 2021 to until 30 June 2022. The relevant seasonally differentiated energy charges, energy demand charges and network demand charges will be applicable on these days. Any unexpectedly announced public holiday not listed below will be treated as the day of the week on which it falls.

- The following public holidays will always be treated as a Sunday for Miniflex, Megaflex, Megaflex Gen and WEPS tariffs; New Year's Day, Good Friday, Family Day, Christmas Day and Day of Goodwill. All other days will be treated as a Saturday unless it falls on a Sunday in which case it will be treated as a Sunday.
- For Nightsave Urban Large and Small, all public holidays will be treated as a Sunday.
- All public holidays for the Nightsave Rural, Ruraflex and Ruraflex Gen tariffs will be treated as the day of the week on which it falls.

Date	Day	Actual day of the week	TOU day treated as	
			Nightsave Urban Large Nightsave Urban Small	Megaflex, Miniflex, WEPS, Megaflex Gen
15 April 2022	Good Friday	Friday	Sunday	Sunday
18 April 2022	Family Day	Monday	Sunday	Sunday
27 April 2022	Freedom Day	Wednesday	Sunday	Saturday
1 May 2022	Workers Day	Sunday	Sunday	Sunday
2 May 2022	Public Holiday	Monday	Sunday	Saturday
16 June 2022	Youth Day	Thursday	Sunday	Saturday
9 August 2022	National Women's Day	Tuesday	Sunday	Saturday
24 September 2022	Heritage Day	Saturday	Sunday	Saturday
16 December 2022	Day of Reconciliation	Friday	Sunday	Saturday
25 December 2022	Christmas Day	Sunday	Sunday	Sunday
26 December 2022	Day of Goodwill	Monday	Sunday	Sunday
1 January 2023	New Year's Day	Sunday	Sunday	Sunday
21 March 2023	Human Rights Day	Tuesday	Sunday	Saturday
7 April 2023	Good Friday	Friday	Sunday	Sunday
10 April 2023	Family Day	Monday	Sunday	Sunday
27 April 2023	Freedom Day	Thursday	Sunday	Saturday
1 May 2023	Worker's Day	Monday	Sunday	Saturday
16 June 2023	Youth Day	Friday	Sunday	Saturday

*To be noted 2 January 2023 is a public holiday. Subject to NERSA approved to include 2 January 2023 as a public holiday for tariff purposes it will be treated as a Sunday for Nightsave and a Saturday for the TOU tariffs.

Appendix E - WEPS

The following table shows the WEPS energy rate, excluding losses. These are also the same as the Megaflex energy rates excluding losses..

WEPS - Non-local authority energy charges excluding losses

Active energy charge excluding losses [c/kWh]											
High demand season [Jun - Aug]						Low demand season [Sep - May]					
Peak		Standard		Off Peak		Peak		Standard		Off Peak	
VAT incl		VAT incl		VAT incl		VAT incl		VAT incl		VAT incl	
406.59	467.58	123.15	141.62	66.89	76.92	132.67	132.67	91.28	104.97	57.92	66.61

WEPS - Non-local authority administration charges

Customer categories	Administration charge [R/POD/day]	
	VAT incl	
≤ 100 kVA/ kW	R 4.67	R 5.37
> 100 kVA/ kW & ≤ 500 kVA/ kW	R 27.22	R 31.30
> 500 kVA/ kW & ≤ 1 MVA/MW	R 54.04	R 62.15
> 1 MVA/MW	R 134.56	R 154.74
Key customers	R 186.85	R 214.88

WEPS - Non-local authority affordability subsidy charges

Affordability subsidy charge [c/kVArh]	
VAT incl	
5.69	6.54

WEPS - Local authority energy charges excluding losses

Active energy charge excluding losses [c/kWh]											
High demand season [Jun - Aug]						Low demand season [Sep - May]					
Peak		Standard		Off Peak		Peak		Standard		Off Peak	
VAT incl		VAT incl		VAT incl		VAT incl		VAT incl		VAT incl	
421,95	485,24	127,82	146,99	69,41	79,82	137,64	158,29	94,73	108,94	60,09	69,10

WEPS - Local authority administration charges

Customer categories	Administration charge [R/POD/day]	
	VAT incl	
≤ 100 kVA/ kW	R 4,69	R 5,39
> 100 kVA/ kW & ≤ 500 kVA/ kW	R 27,41	R 31,52
> 500 kVA/ kW & ≤ 1 MVA/MW	R 54,53	R 62,71
> 1 MVA/MW	R 135,78	R 156,15
Key customers	R 188,51	R 216,79

The formula used to determine the WEPS losses c/kWh value is:

$$(\text{Energy charge PSO}) \times (\text{Distribution voltage loss factor} \times \text{Transmission zone loss factor} - 1)$$

This rate is applied for the purposes of making calculations for the following:

- Distribution losses charge for distribution-connected generators
- The losses charge for transmission-connected generators
- Where a customer receives a portion of energy from a third party or supplementary generator in terms of the following energy reconciliation scenarios:
 - o Gen-wheeling
 - o Gen-purchase

Appendix F - Loss Factors

The **Distribution loss factors** for loads and generators connected to **Distribution system** as measured at the **point of supply/POD** are given in the table below:

Distribution loss factors		
Voltage	Urban loss Factor	Rural loss Factor
< 500V	1.1111	1.1527
≥ 500V & < 66kV	1.0957	1.1412
≥ 66kV & ≤ 132kV	1.0611	
> 132kV/Transmission Connected	1.0000	

The **Transmission loss factors** for loads and Transmission connected generators as measured at point of supply/POD are given in the table below:

Transmission loss factors for loads		
Distance from Johannesburg	Zone	Loss Factor
≤ 300km	0	1.0107
> 300km and ≤ 600km	1	1.0208
> 600km and ≤ 900km	2	1.0310
> 900km	3	1.0413

Loss factors for Transmission connected generators	Loss Factor
Cape	0.971
Karoo	0.995
Kwazulu-Natal	1.004
Vaal	1.020
Waterberg	1.023
Mpumalanga	1.021

Appendix G - Eskom's annual average price adjustment

Eskom's tariffs are adjusted on an annual basis – previously on 1 January, but due to the change in Eskom's financial year price adjustments now take place on 1 April every year. The average tariff adjustments for the last 15 years are indicated in the table below. Each tariff, due to structural changes, may have experienced a higher or lower impact than the average tariff adjustment.

Eskom's average tariff adjustment for the last 15 years

Year	Tariff Adjustment	CPI
2007_8	5,10	4,40
2008_9	5,90	7,10
01-Apr	14,20	
01-Jul	34,20	
2009_10		6,16
01-Jul	31,30	
2010_11	24,8	5,40
2011_12	25,80	4,50
2012_13	16,00	5,20
2013_14	8,00	6,00
2014_15	8,00	6,00
2015_16	12,69	5,70
2016_17	9,40	6,59
2017_18	2,20	5,30
2018_19	5,23	4,5
2019_20	13,87	4,2
2020_21	8,76	3,9
2021_22	15,06	4,6
2022_23	9,61	5,7 (forecast)

Appendix H - Designing tariffs

Eskom's average price for electricity is based on the overall cost of supply but, in order to determine tariffs, it is first necessary to break down the overall costs into relevant cost categories. Costs are expressed in a manner that will ultimately be applied to derive the tariffs according to an appropriate cost driver. By using the correct cost driver for each cost component, the possibility of inappropriate pooling of costs is reduced.

Common cost drivers are:

- R/customer/month or R/customer/day - typically for customer service and administration costs
- R/kVA or R/kW - typically for network costs
- c/kWh - typically for energy costs
- c/kvarh - reactive energy costs
- Energy loss factors for energy loss costs

The cost of providing electricity to customers varies according to:

- The quantity of electricity used and the period (time or season) when the electricity is used
- The size/capacity of the supply required
- The geographic location of the customer
- The voltage at which supply is provided
- The cost of connecting a supply
- The density of the points of delivery where the customers supply is located.

A totally cost representative tariff will reflect the cost drivers and the factors that could influence cost by taking into account the following:

- The time of use and seasonal variance of energy costs
- Unbundled costs for distribution and transmission networks. These costs are differentiated according to:
 - o the supply voltage
 - o the density of the points of delivery
- Retail charges that reflect the size of the customer and the service provided
- A connection charge that reflects the location of the supply and the impact on upstream costs

However, the tariff applied depends on meter capability, billing functionality and logistics, as well as limitations on tariff complexity and the impact of changes to existing tariffs. For more energy-intensive users of electricity, tariff structures tend to be more complex, whereas for users such as domestic customers tariffs are simpler.

A larger customer will have a much lower supply cost than a smaller customer. In Eskom, larger customers generally subsidise smaller customers. The reasons for the higher cost for small customers are as follows:

- As a ratio of overall consumption, smaller customers tend to use much more electricity in the more expensive peak periods and have a poorer load factor than larger customers.
- Significantly more network capacity is required at the lower voltage level (e.g. 500 V) to supply a smaller customer than is required to supply a larger customer (e.g. 132 kV). This means that more electrical networks have to be built, maintained and operated to supply smaller customers. Also, more electrical losses occur in the latter sector.

For Eskom, the overall price of electricity is regulated and is based on allowed costs plus a return on assets as determined by the National Electricity Regulator of South Africa. While Eskom's average price (total revenue/total consumption) is based on this NERSA regulated allowed cost, individual price levels per customer or per customer class might not be cost representative and include subsidies. This is due to cost averaging, historical cross-subsidies and social factors such as the customer's ability to pay the determined price.



Appendix I – Billing

Estimated readings

Conventional meters are read at least once every three months. Estimated charges are raised in months during which no meter readings are taken and these are subsequently adjusted when actual consumption is measured.

Deposits

A security deposit covering three months' consumption is required.

Pro-rating of bills

Pro-rating takes place under the following circumstances:

- at times of price increase and seasonal charges
- where a billing period spans the price change period
- where readings for demand or energy are not measured

Pro-rating is done by taking into account the number of days in the billing period where the old rates are applicable and the number of days in the billing period where the new rates are applicable.

Example: In a billing period of 31 days, with 15 days billed at the old rate and 16 days billed at the new rate, consumption of 1000 kWh in total, consumption is pro-rated as follows:

$1000 \text{ kWh} \times 15/30 \times c/\text{kWh}$ (old rate)

$1000 \text{ kWh} \times 16/30 \times c/\text{kWh}$ (new rate)

The above gives an indication of pro-rating of consumption only. In other individual charges, pro-rating may slightly differ; however, all are based on the number of days.

