

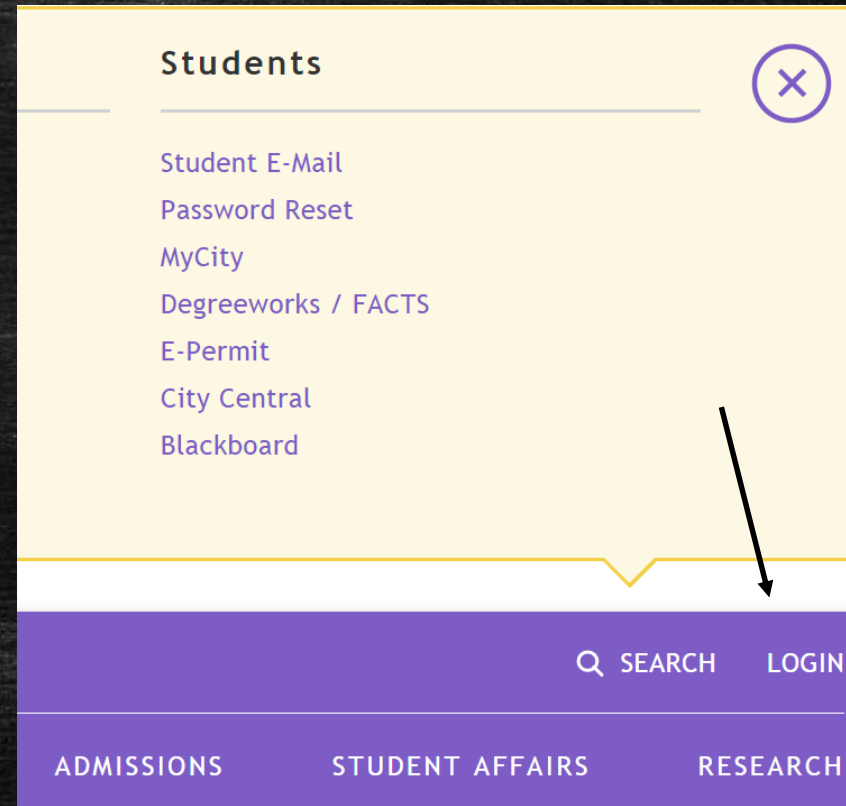
Online Classes at City College

Resources and Strategies

Blackboard

On Blackboard you will be able to:

- See your courses (syllabi and assignments)
- Do discussion boards
- See your grades
- See announcements from your professors
- Meet with your class (Collaborate)



*Remember, you can access Blackboard and other platforms by ccny.cuny.edu and clicking on Login

Blackboard Home Page

On your homepage you will be able to see:

- Courses you've enrolled in (when professor makes it available)
- Link to the online Bookstore (professors will add the books you need for class here)

On the top right corner, there is a dropdown menu next to your name. From here you can go to:

- Announcements from your professors
- Your Grades
- Calendar (shows when assignments are due)

The screenshot shows the Blackboard Home Page desktop interface. At the top, there are navigation links for 'Home' and 'Notifications Dashboard'. Below this is a 'Personalize Page' button. A central announcement states: 'NEW after hours Blackboard support available weeknights and weekends. See [After Hours Blackboard Support](#) for details.' Below that, a system message reads: 'CUNYfirst Unavailable from 8pm on March 24 to Noon on March 28: The CUNYfirst system will be unavailable as it is migrated to the CUNY data center' with a link to 'Read our latest updates on CUNY's Coronavirus Response'. A detailed notice about course enrollments follows. The main content area is divided into three columns: 'My Courses' (listing several 2021 Spring Term courses), 'Online Bookstore' (with a 'TAKE ME TO THE ONLINE BOOKSTORE' button), and 'My Organizations' (listing CPDI Professional Development and City College CUNY-Student Online Readiness Course - Are You Ready). A 'My Announcements' section at the bottom indicates no recent announcements.

The screenshot shows the Blackboard Home Page mobile interface. At the top, the user's name 'Eliezer Perez' is displayed next to a power button. A vertical navigation menu on the left contains icons for Home, Notifications, Calendar, and a checkmark. The main content area is titled 'Courses' and features a 'RECENTLY VISITED' section. It lists several courses with their IDs and institutions: '2021 Spring Term (1) Social Work Theory and Practice PSY 31128 1HJ[32000] (City College)', '2021 Spring Term (1) Education and Social Development SOC 31994 B[31856] (City College)', '2020 Fall Term (1) Global Inequality SOC 31117 C[25245] (City College)', and '2021 Spring Term (1) The Hispanic Urban Child SOC 31114 HYBD[31848] (City College)'. A 'Support for' link is partially visible on the left.

Blackboard Course Home Page

The screenshot displays the Blackboard Course Home Page for the course "2021 Spring Term (1) Social Work Theory and Practice PSY 31128 1HJ|32000| (City College)". The page is divided into several sections:

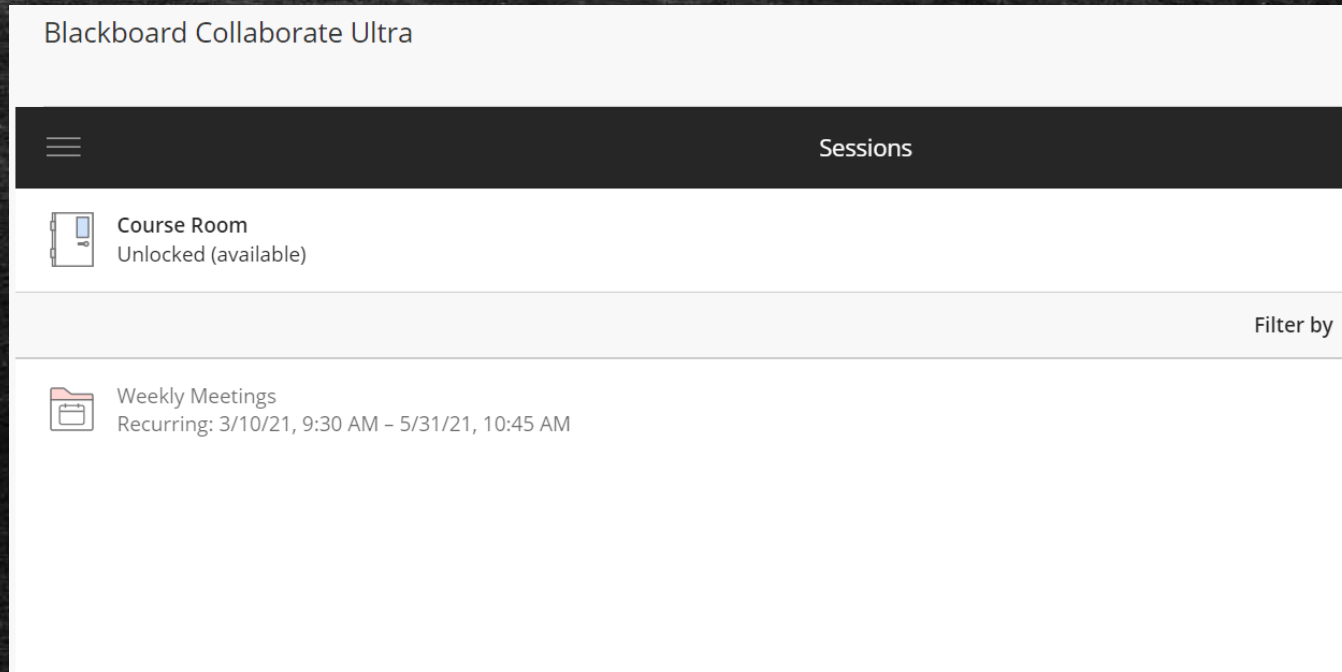
- My Announcements:** A message stating "No Course or Organization Announcements have been posted in the last 7 days." with a link to "more announcements...".
- My Tasks:** A message stating "No tasks due." with a link to "more tasks...".
- What's New:** A message stating "No Notifications" with "Edit Notification Settings" and "Actions" buttons. It is updated as of "March 8, 2021 8:53 PM".
- To Do:** A section for tasks, including "What's Past Due" (All Items (0)), "What's Due" (with a date selector for 03/08/2021 and a "Go" button), and a "Today (0)" section with "Nothing Due Today". It also includes "Tomorrow (0)", "This Week (0)", and "Future (0)" sections. It is updated as of "March 8, 2021 8:53 PM".

A left-hand navigation menu includes: Home Page, Discussions, Collaborate, Groups, Tools, Help, CCNY Resources & Information, CCNY Blackboard Support, CCNY Campus Resources, and CCNY Library Resources.

- On the course home page, you can see announcements, tasks and alerts specific to the course
- Menu on the left side
 - For things not on this menu, click on Tools (this is where Collaborate is)

Blackboard Collaborate Ultra

- The professor may use the Course room or create a meeting for each session



The screenshot displays the Blackboard Collaborate Ultra interface. At the top, the title "Blackboard Collaborate Ultra" is visible. Below the title is a dark navigation bar with a hamburger menu icon on the left and the word "Sessions" on the right. The main content area lists two session options: "Course Room" with a sub-label "Unlocked (available)" and a "Filter by" button on the right; and "Weekly Meetings" with a sub-label "Recurring: 3/10/21, 9:30 AM - 5/31/21, 10:45 AM".

Blackboard Collaborate Ultra

Sessions

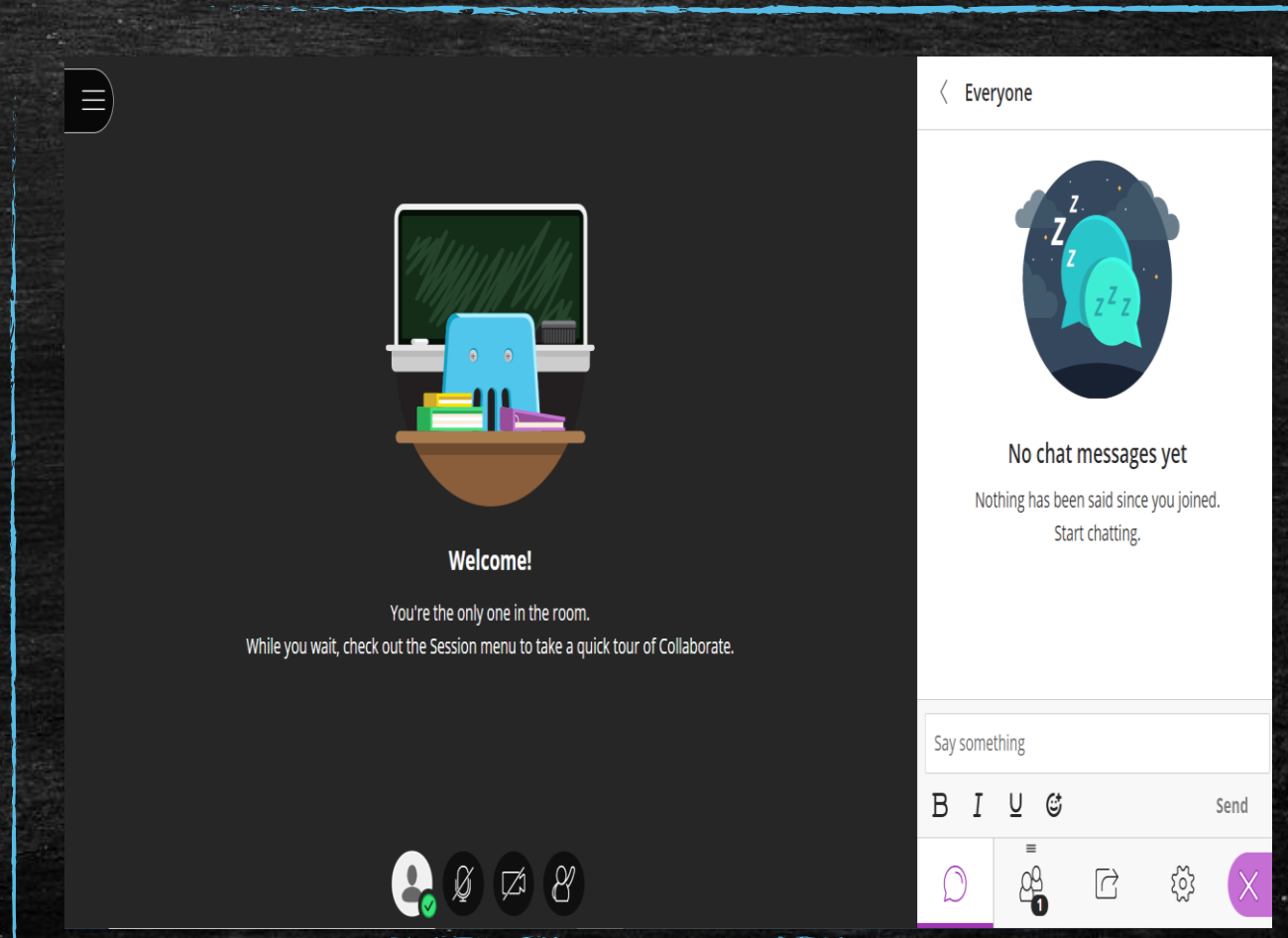
Course Room
Unlocked (available)

Filter by

Weekly Meetings
Recurring: 3/10/21, 9:30 AM - 5/31/21, 10:45 AM

Blackboard Collaborate Ultra (cont)

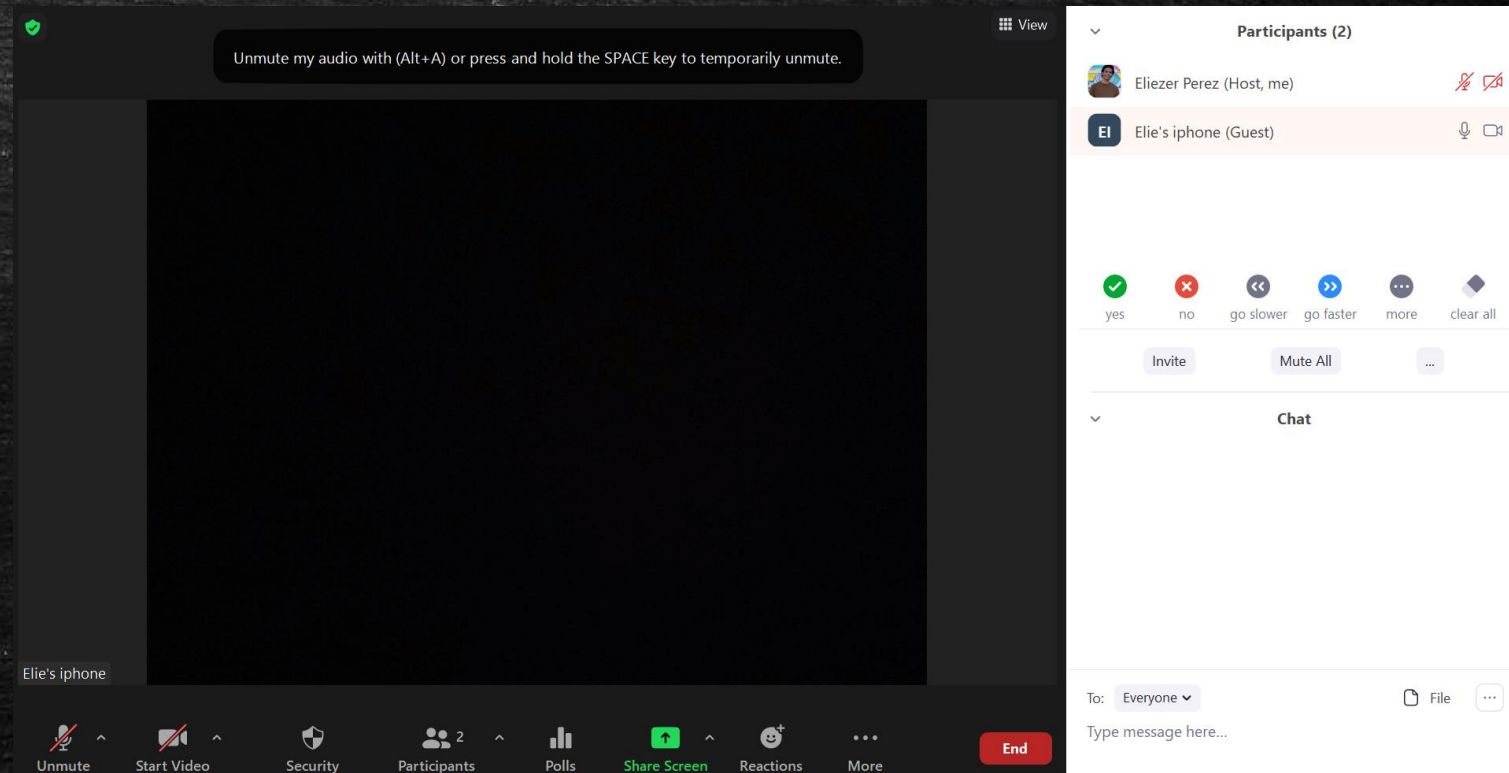
- Chat
- Raise hand
- Join by phone
 - Click on settings and "Use your phone for audio"



The screenshot displays the Blackboard Collaborate Ultra interface. On the left, a dark panel shows a welcome message: "Welcome! You're the only one in the room. While you wait, check out the Session menu to take a quick tour of Collaborate." Above the text is an illustration of a blue chair at a desk with a green chalkboard. At the bottom of this panel is a navigation bar with icons for user profile, mute, video, and chat. On the right, a white chat window is open, titled "Everyone". It contains a large blue speech bubble icon with "z-z-z" characters, indicating no chat messages yet. Below the icon, it says "No chat messages yet" and "Nothing has been said since you joined. Start chatting." At the bottom of the chat window is a text input field with the placeholder "Say something", a formatting bar with "B I U" and a smiley face icon, and a "Send" button. A bottom navigation bar for the chat window includes icons for voice, video, chat, settings, and a close button.

Zoom

- Similar to Collaborate
- Features
 - Chat
 - Reactions
 - Virtual Background

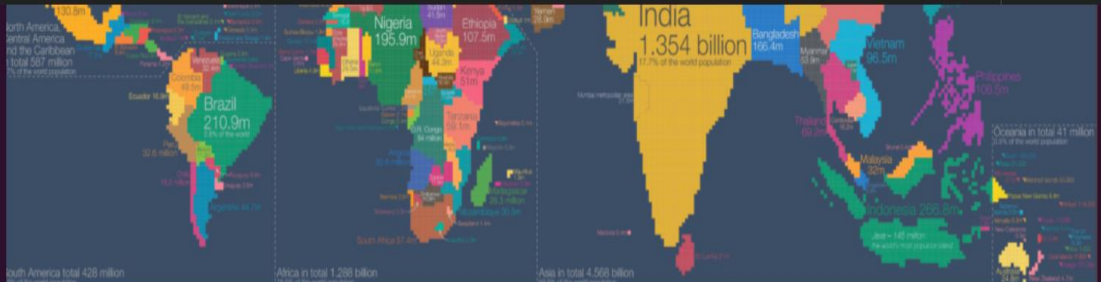


CUNY Commons

- Commons is a tool that allows professors and students to create websites
 - <https://commons.gc.cuny.edu/>
 - Register using you CCNY email!
- Used by some professors to create a course website

CUNY Academic Commons

Help Register Log In



World map showing population data for various countries and regions. Key data points include:

- India: 1.354 billion (17.1% of the world population)
- Brazil: 210.9m
- Nigeria: 195.9m
- Ethiopia: 107.5m
- Bangladesh: 166.4m
- South America total: 428 million
- Africa in total: 1.238 billion
- Asia in total: 4.568 billion
- Oceania in total: 41 million

Home Resources on Inequality Studies Where to get global data On Inequality Lecture Posts

Syllabus

Global Inequality
Fall 2020
The City College of New York

Strategies for Online Classes

- Communicate with your classmates!
 - There are plenty of apps (Whatsapp, Slack, etc.) you can use to create groups with your classmates
- Communicate with you professors
 - Ask questions
 - Use their office hours
- Tutoring
 - CCNY offers tutoring for various subjects (Math, Chemistry, Biology)
 - Use the Writing Center!
- Manage your time
 - Use a planner or a calendar to keep track of all your assignments and their due dates
 - You can add events to the Blackboard calendar or import it to your own
 - Keep a regular sleep schedule