

Singpass Password Reset

A guide to resetting your Singpass password

**Please select how you would like to
reset your Singpass password.**

Reset instantly
with
Singpass Face
Verification


Reset instantly
with SMS 2FA

Request for a
one-time
password PIN
mailer

Resetting your Singpass password with Face Verification (FV)

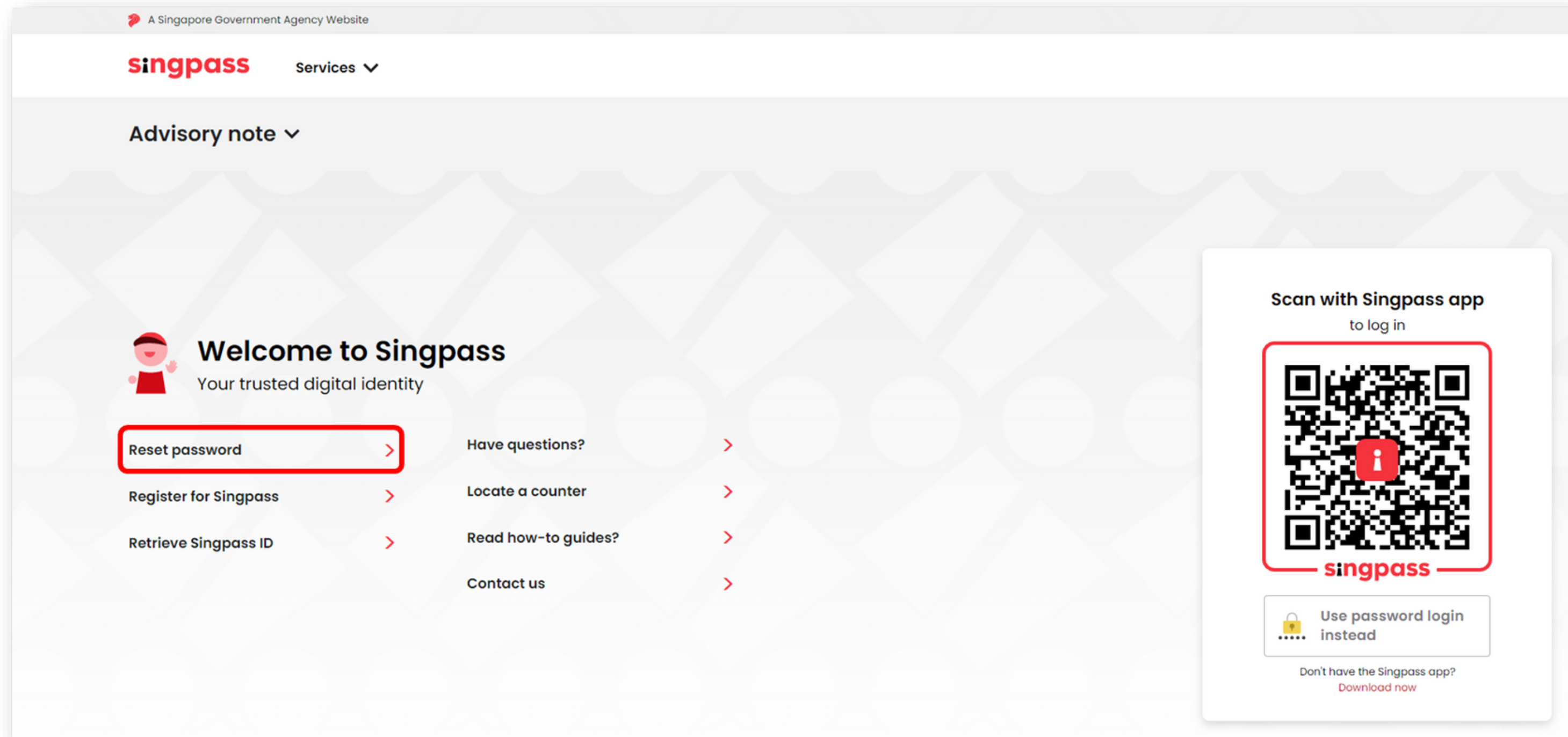
Password Reset (Face Verification)

- 1 Go to www.singpass.gov.sg. Click 'Log in'.



Password Reset (Face Verification)

2 Click '**Reset password**' under Welcome to Singpass.





Password Reset (Face Verification)


- 3 Enter the required details and check the boxes **'I'm not a robot'**. Click **'Next'**.


Note: Click on  for more information on the required field.

Reset password

 **Note:**
To locate the Date of issue / Date of application on your identification document, refer to the sample cards on-screen after you have entered your NRIC or FIN number.

NRIC or FIN number*  :

Date of issue/
Date of application* : 

Security check* : I'm not a robot 
reCAPTCHA
Privacy - Terms

Are you a foreign user without a FIN card? Click [here](#).

Password Reset (Face Verification)

4 Read the instructions on the page and click **'Continue'** to proceed with FV.

A Singapore Government Agency Website


singpass Services ▾

Home / Reset password

i To reset your password instantly, please perform face verification by following the instructions below. Alternatively, you may click [here](#) to reset your password instantly with your SMS 2FA.

i **Please note:**
There will be flashes of coloured lights used to detect the user's physical presence. Do not proceed if you are sensitive to flashing lights.

- 1** In the next screen, click "Begin scan".
- 2** Keep still as the camera locates your face.
- 3** The screen will flash a series of colored lights.



Click [here](#) to find out more about Singpass face verification.

Continue

Password Reset (Face Verification)

- 5 Read the guidelines on the page. To allow the use of your device's camera for FV, click **'Allow'** when prompted, and click **'Begin Scan'**.

A Singapore Government Agency Website

singpass Services ▾

Home / Reset password

Here are some guidelines. Find out more [here](#).

- ✓ Clear glasses
- ✓ Keep headgear and hair off face
- ✓ Indoor lighting
- ✓ Keep mouth closed
- ✗ Tinted glasses
- ✗ Cover your face
- ✗ Very bright lighting
- ✗ Smile widely

Look into the front camera and select "Begin scan".

By selecting "Begin scan", you are allowing us to match your photo with the Government's biometrics database based on the [Terms of use](#).

Password Reset (Face Verification)

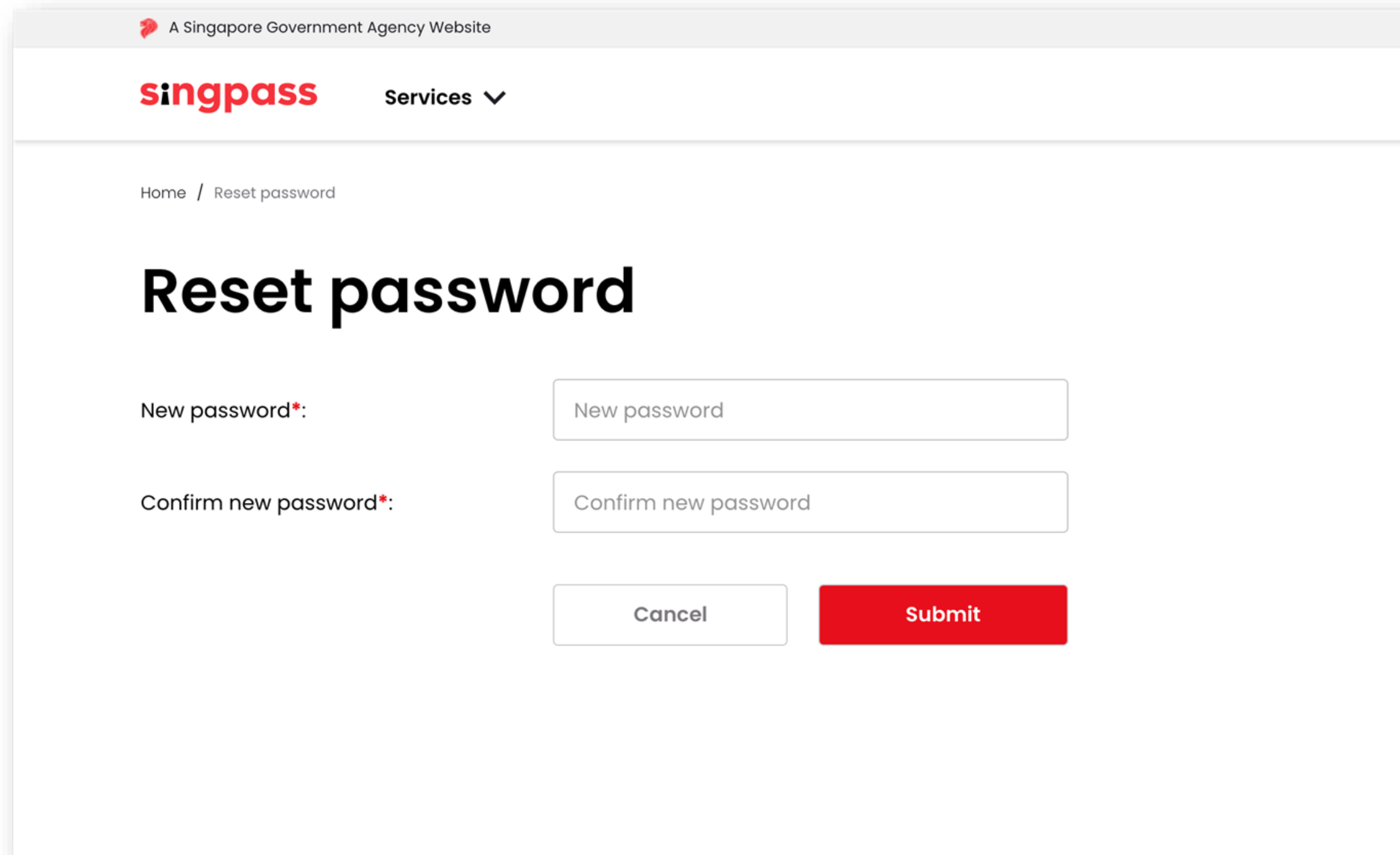
- 6 You will see the following notification after successful verification.

Successfully verified your identity



Password Reset (Face Verification)

- 7 Submit a new password in the '**New password**' and '**Confirm new password**' fields and click '**Submit**'.



A Singapore Government Agency Website

singpass Services ▾

Home / Reset password

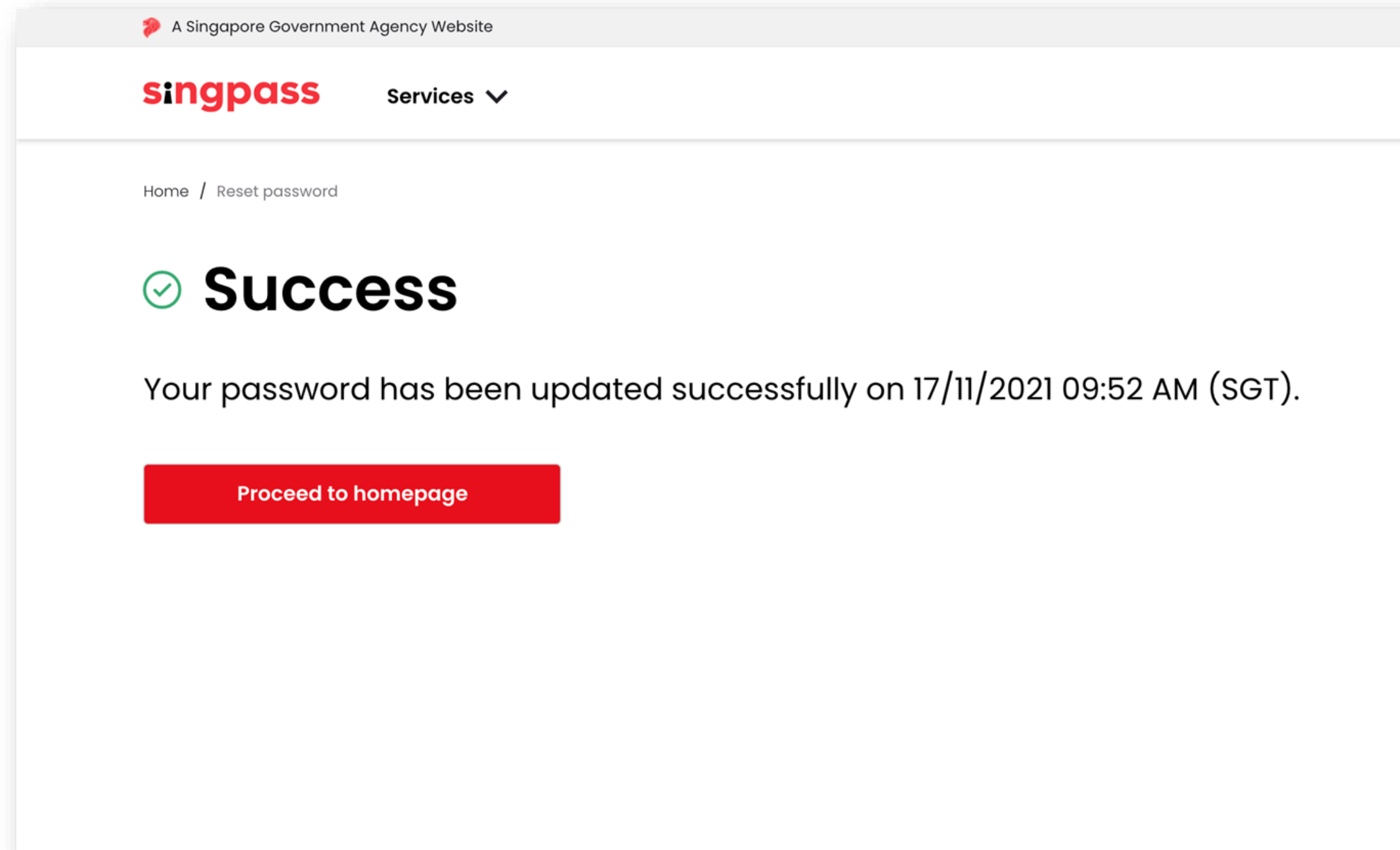
Reset password

New password*:

Confirm new password*:

Password Reset (Face Verification)

- 8 You can now log in to your Singpass account with the password you just created.




Resetting your Singpass password with SMS 2FA

Password Reset (SMS 2FA)

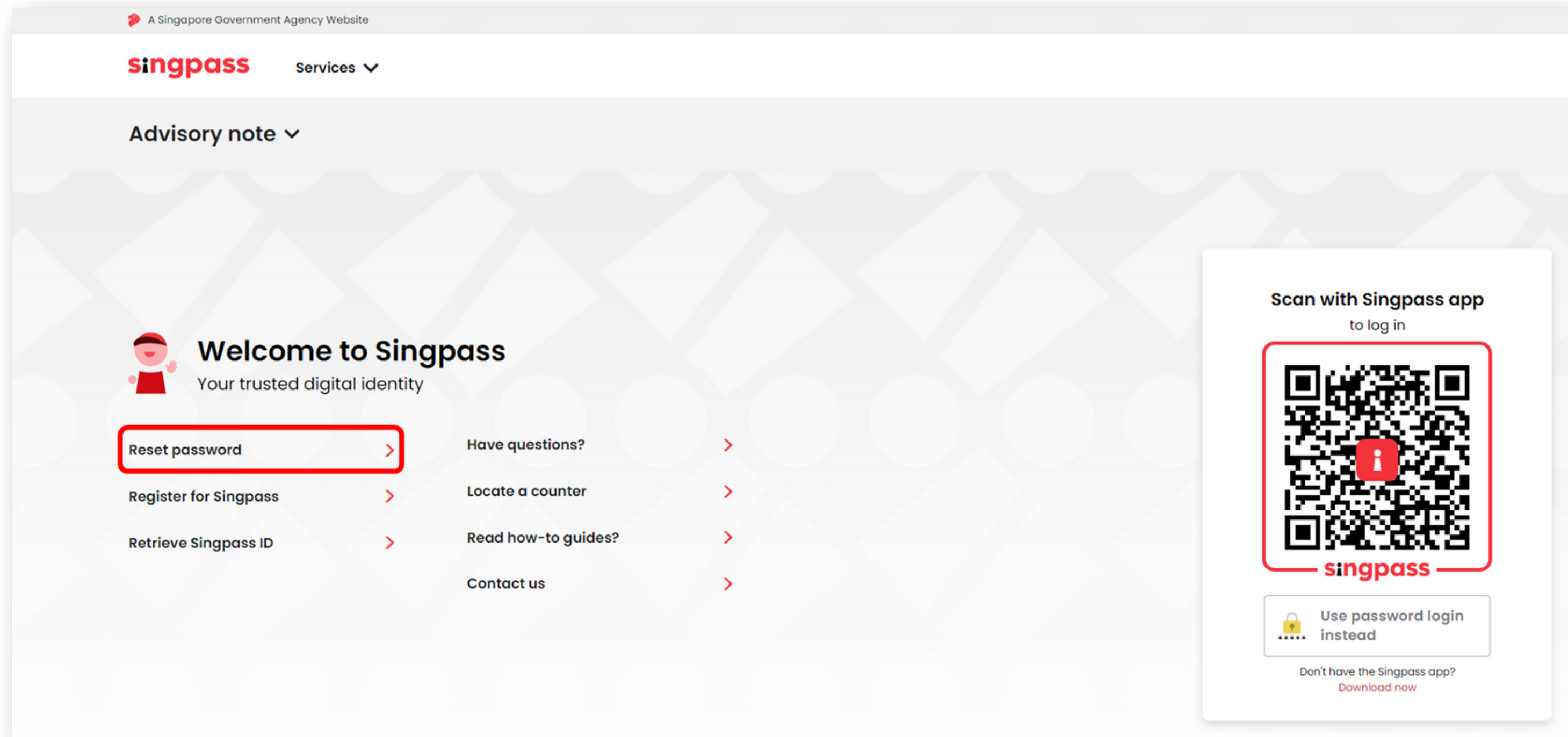
singpass

- 1 Go to www.singpass.gov.sg. Click 'Log in'.



Password Reset (SMS 2FA)

2 Click '**Reset password**' under Welcome to Singpass.





Password Reset (SMS 2FA)


- 3 Enter the required details and check the boxes **'I'm not a robot'**. Click **'Next'**.


Note: Click on  for more information on the required field.

Reset password

 **Note:**
To locate the Date of issue / Date of application on your identification document, refer to the sample cards on-screen after you have entered your NRIC or FIN number.

NRIC or FIN number*  :

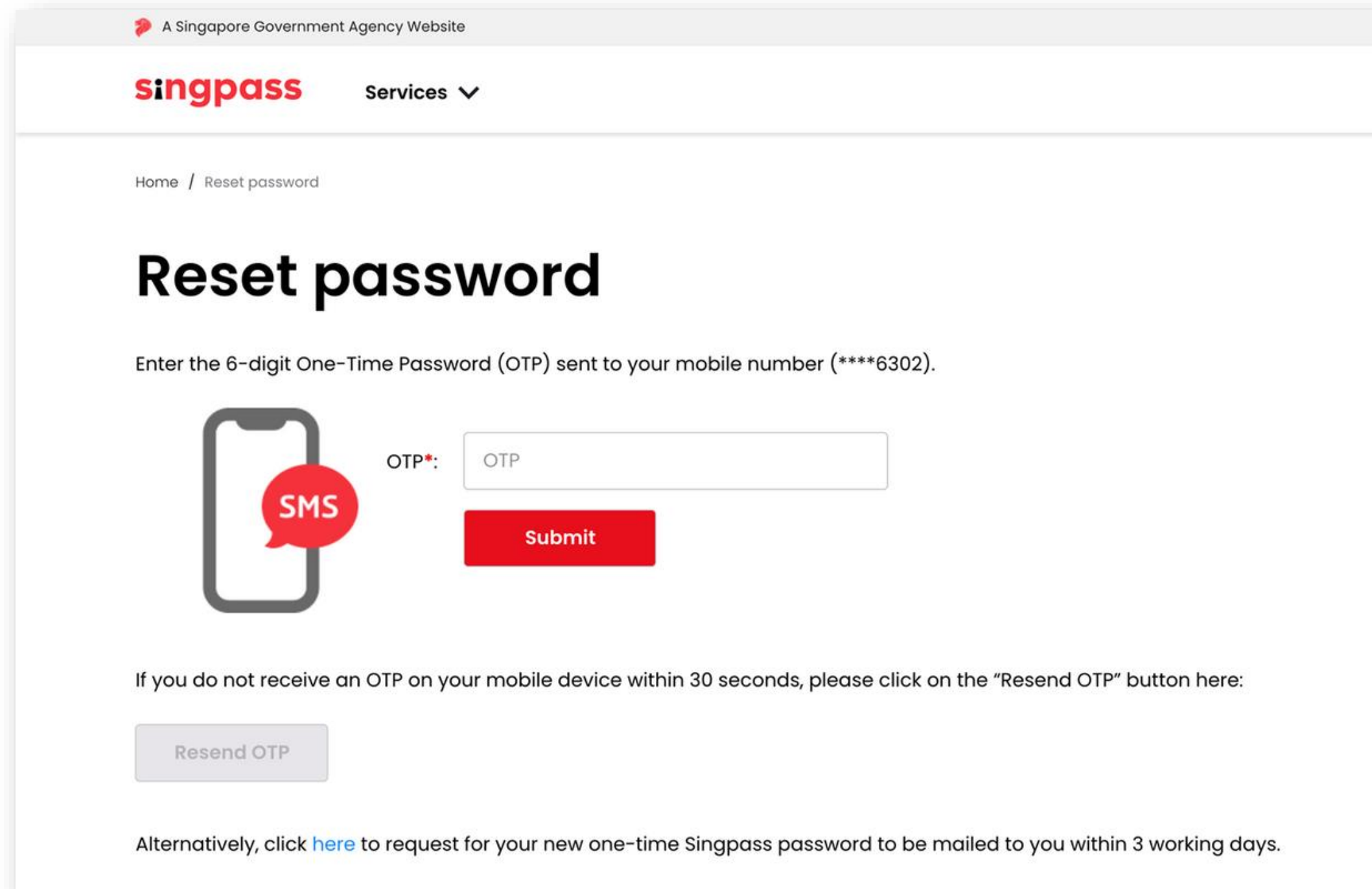
Date of issue/
Date of application* : 

Security check* : I'm not a robot 
reCAPTCHA
Privacy - Terms

Are you a foreign user without a FIN card? Click [here](#).

Password Reset (SMS 2FA)

- 4 Enter the **One-Time Password (OTP)** sent to your mobile number and click '**Submit**'.




A Singapore Government Agency Website

singpass Services ▾

Home / Reset password

Reset password

Enter the 6-digit One-Time Password (OTP) sent to your mobile number (****6302).

 OTP*:

Submit

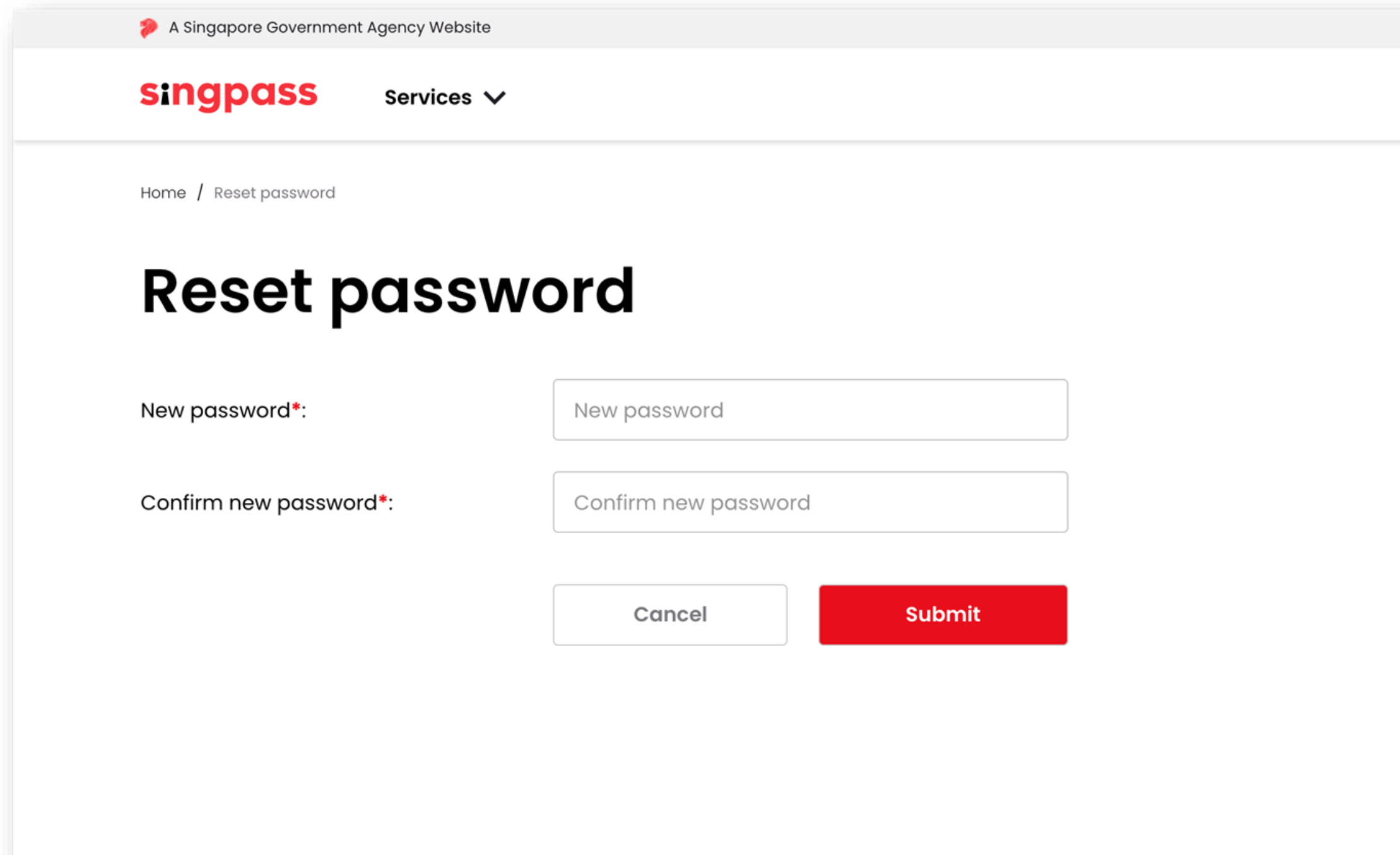
If you do not receive an OTP on your mobile device within 30 seconds, please click on the "Resend OTP" button here:

Resend OTP

Alternatively, click [here](#) to request for your new one-time Singpass password to be mailed to you within 3 working days.

Password Reset (SMS 2FA)

- 5 Submit a new password in the '**New password**' and '**Confirm new password**' fields and click '**Submit**'.



A Singapore Government Agency Website

singpass Services ▾

Home / Reset password

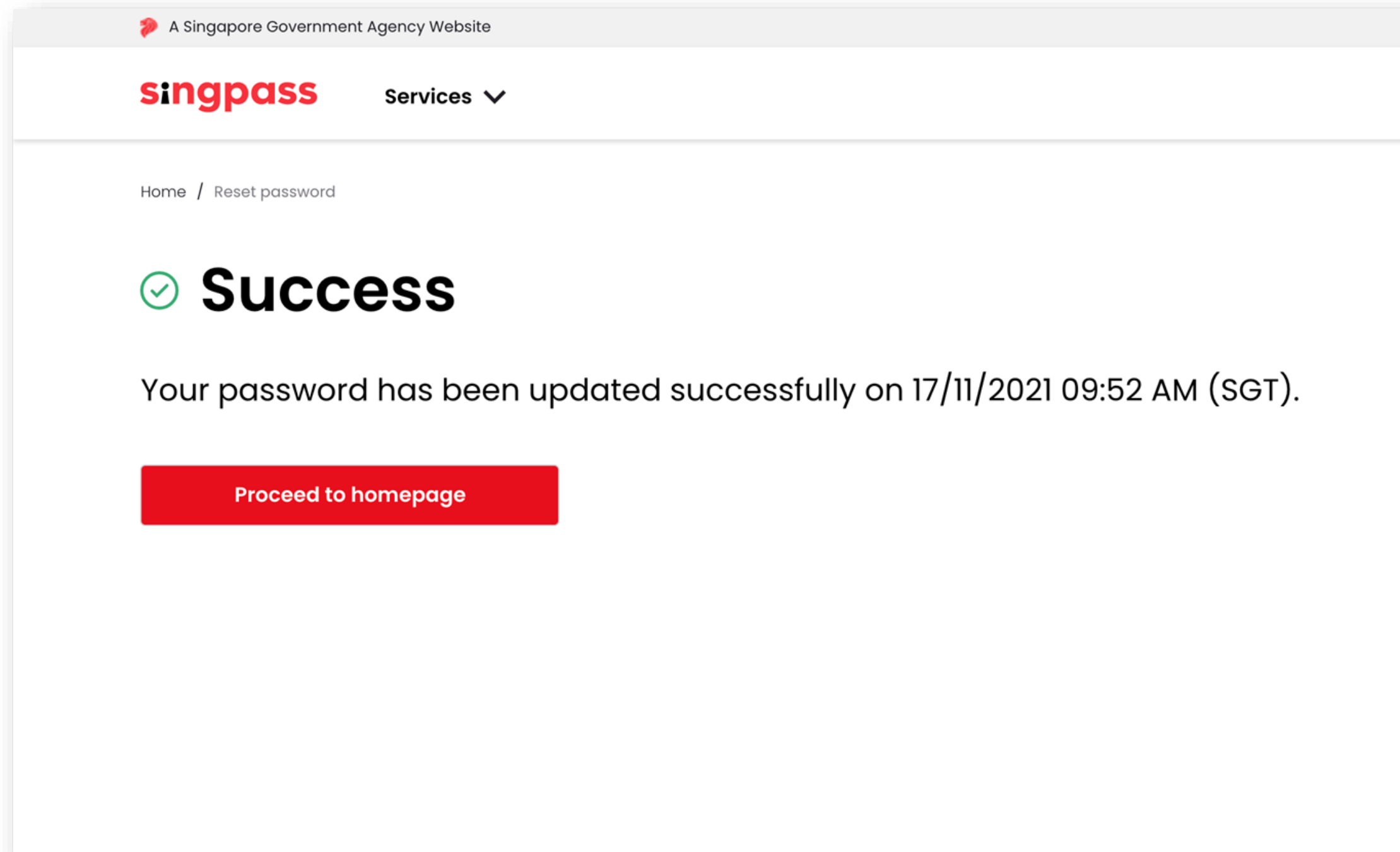
Reset password

New password*:

Confirm new password*:

Password Reset (SMS 2FA)

- 6 You can now log in to your Singpass account with the password you just created.



**You have completed your Singpass password
reset with SMS 2FA.**


**If you have more questions,
please check out the [Singpass FAQs](#).**

Resetting your Singpass password with one-time password PIN mailer

Password Reset (Password PIN Mailer)

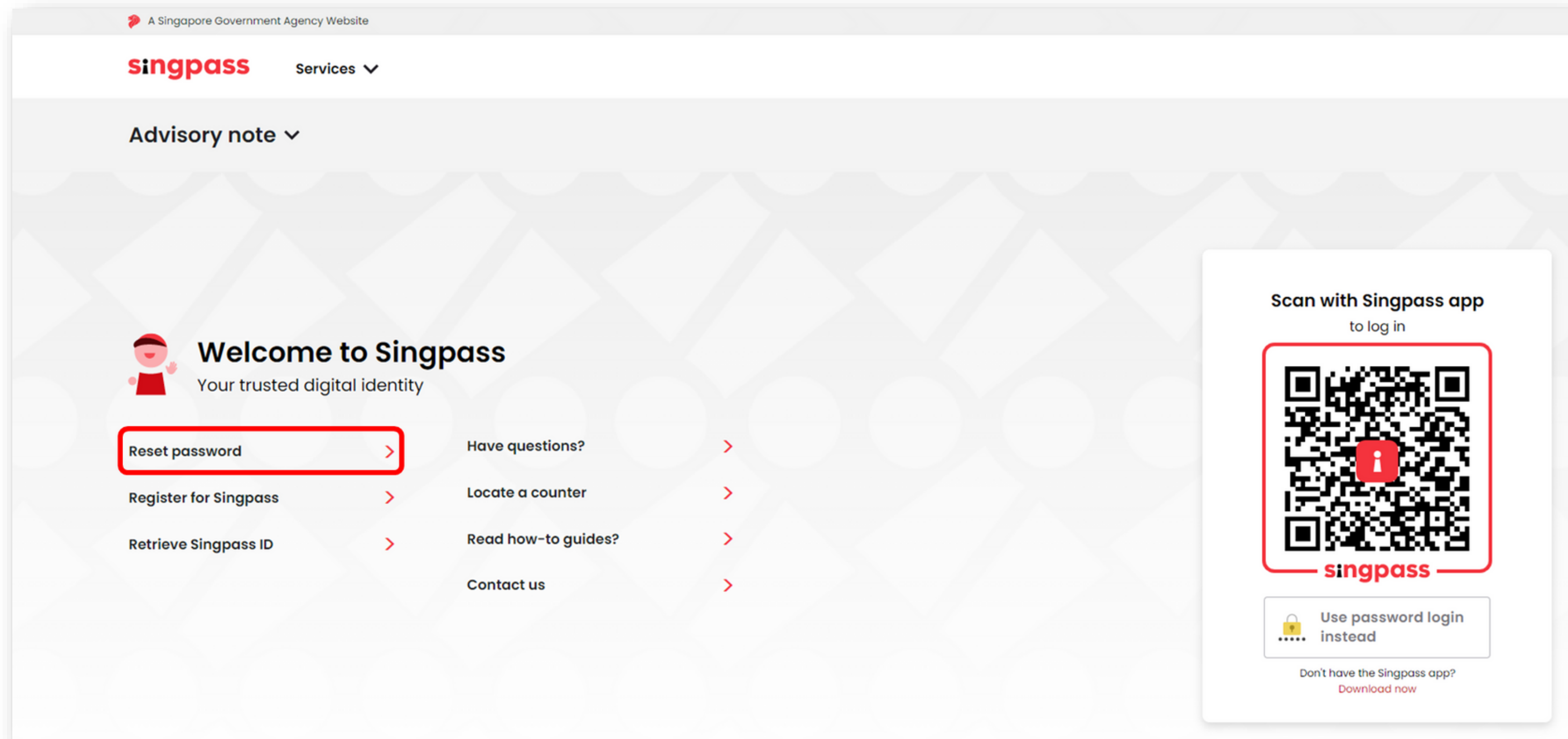
singpass

- 1 Go to www.singpass.gov.sg. Click 'Log in'.



Password Reset (Password PIN Mailer)

2 Click '**Reset password**' under Welcome to Singpass.





Password Reset (Password PIN Mailer)


- 3 Enter the required details and check the boxes **'I'm not a robot'**. Click **'Next'**.


Note: Click on  for more information on the required field.

Reset password

 **Note:**
To locate the Date of issue / Date of application on your identification document, refer to the sample cards on-screen after you have entered your NRIC or FIN number.

NRIC or FIN number*  :

Date of issue/
Date of application* : 

Security check* : I'm not a robot 
reCAPTCHA
Privacy - Terms

Are you a foreign user without a FIN card? Click [here](#).

Password Reset (Password PIN Mailer)

4a If your **registered address** is a **local address**, please enter the **postal code** of your registered address and click '**Next**'.

A Singapore Government Agency Website

singpass Services ▾

Home / Reset password

Reset password

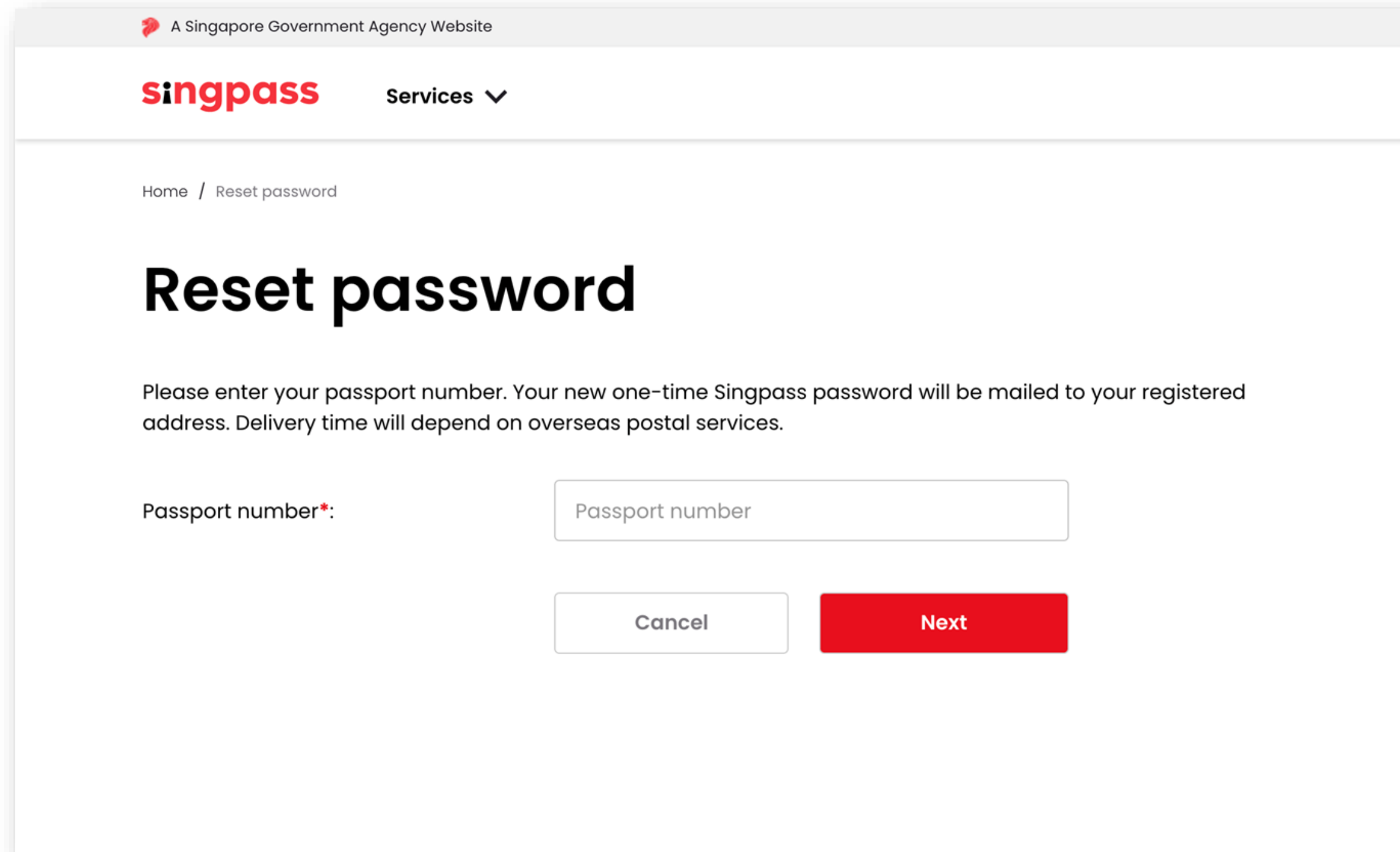
Please enter your postal code that is registered with the Government. Your new one-time Singpass password will be mailed to you within 3 working days.

Postal code*:

i If you need to reset your password urgently, please visit the nearest Singpass counter in-person, with your original NRIC or FIN card.
[Show counter locations](#)

Password Reset (Password PIN Mailer)

4b If your **registered address** is an **overseas address**, please enter your **passport number** and click '**Next**'.



A Singapore Government Agency Website

singpass Services ▾

Home / Reset password

Reset password

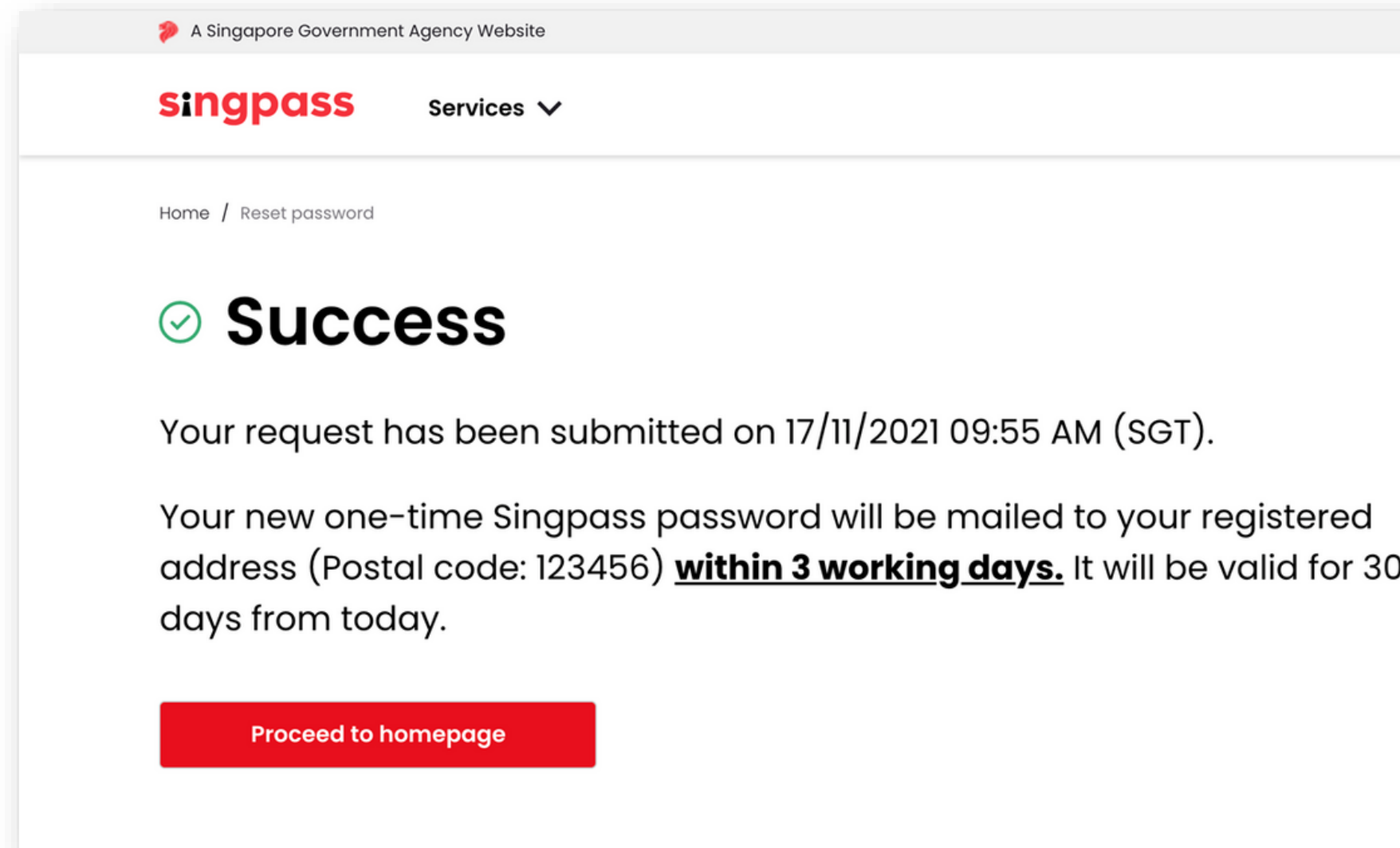
Please enter your passport number. Your new one-time Singpass password will be mailed to your registered address. Delivery time will depend on overseas postal services.

Passport number*:

Cancel Next

Password Reset (Password PIN Mailer)

5 Your Singpass password will be mailed to **your registered address.**



The password PIN mailer may take up to three working days to arrive at local registered addresses. For overseas registered addresses, delivery time will depend on overseas postal services.

You have completed your Singpass Password Reset and successfully requested for a new one-time Singpass password.

If you have more questions, please check out the [Singpass FAQs](#).