

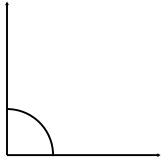
## Classifying angles (acute / obtuse / right)

---

### Grade 4 Geometry Worksheet

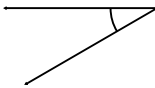
Classify the angles as acute, obtuse or right.

1.



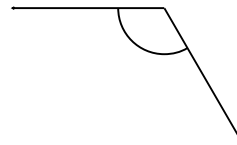
\_\_\_\_\_

2.



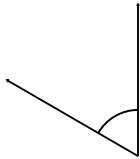
\_\_\_\_\_

3.



\_\_\_\_\_

4.



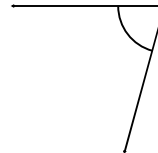
\_\_\_\_\_

5.



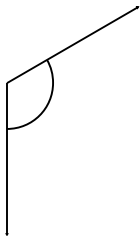
\_\_\_\_\_

6.



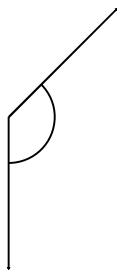
\_\_\_\_\_

7.



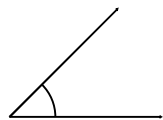
\_\_\_\_\_

8.



\_\_\_\_\_

9.



\_\_\_\_\_

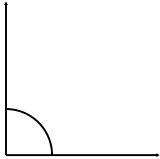
## Classifying angles (acute / obtuse / right)

---

### Grade 4 Geometry Worksheet

Classify the angles as acute, obtuse or right.

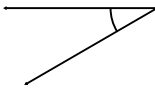
1.



Right

---

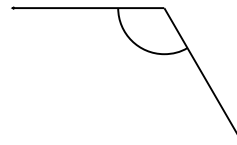
2.



Acute

---

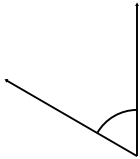
3.



Obtuse

---

4.



Acute

---

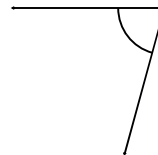
5.



Acute

---

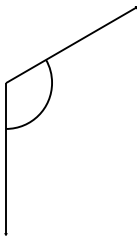
6.



Acute

---

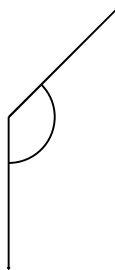
7.



Obtuse

---

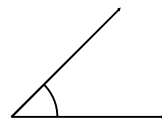
8.



Obtuse

---

9.



Acute

---