



# K

# Common Core State Standards

## Kindergarten Assessments

### Grade K

- **Math Standards**
- **English Standards**

**Worksheets and Activities  
that assess every standard!**

# Table of Contents

Use your mouse to navigate through the workbook by clicking on the Standard.

## English Language Arts

### Reading: Literature

RL.K.1.....	4
RL.K.2.....	5
RL.K.3.....	6
RL.K.4.....	7
RL.K.5.....	8
RL.K.6.....	9
RL.K.7.....	10
RL.K.9.....	11
RL.K.10.....	12

### Reading: Informational Text

RI.K.1.....	13
RI.K.2.....	14
RI.K.3.....	15
RI.K.4.....	16
RI.K.5.....	17
RI.K.6.....	18
RI.K.7.....	19
RI.K.8.....	20
RI.K.9.....	21
RI.K.10.....	22

### Reading: Foundational Skills

RF.K.1.....	23
RF.K.2.....	25
RF.K.3.....	27
RF.K.4.....	30

### Writing

W.K.1.....	31
W.K.2.....	33
W.K.3.....	35
W.K.5.....	37
W.K.6.....	38
W.K.7.....	39
W.K.8.....	40

### Speaking & Listening

SL.K.1.....	41
SL.K.2.....	42
SL.K.3.....	43
SL.K.4.....	44
SL.K.5.....	45
SL.K.6.....	46

### Language

L.K.1.....	47
L.K.2.....	50
L.K.4.....	51
L.K.5.....	53
L.K.6.....	55

## Mathematics

### Counting & Cardinality

K.CC.1.....	57
K.CC.2.....	59
K.CC.3.....	60
K.CC.4.....	62
K.CC.5.....	63
K.CC.6.....	64
K.CC.7.....	65

### Operations & Algebraic Thinking

K.OA.1.....	67
K.OA.2.....	69
K.OA.3.....	71
K.OA.4.....	73
K.OA.5.....	74

### Numbers & Operations in Base Ten

K.NBT.1.....	76
--------------	----

### Measurement & Data

K.MD.1.....	78
K.MD.2.....	79
K.MD.3.....	80

### Geometry

K.G.1.....	81
K.G.2.....	82
K.G.3.....	83
K.G.4.....	85
K.G.5.....	86
K.G.6.....	87

## Progress Reports

English Assessments Progress Report.....	90
Math Assessments Progress Report.....	91
Blank English Assessments Progress Report.....	93
Blank Math Assessments Progress Report.....	94

## Answer Key

English Assessments Answer Key.....	96
Math Assessments Answer Key.....	103



# K

# Common Core State Standards

**English Assessments**

## Grade K

- **Math Standards**
- **English Standards**

**Worksheets and Activities  
that assess every standard!**

Name: \_\_\_\_\_

Date: \_\_\_\_\_

Directions: Listen to your teacher read a story. Who are the characters in the story? Where does the story take place? What is something big that happens? Draw pictures and write a sentence for each to tell about the story.

# Assessment

characters

---

---

---

setting

---

---

---

big event

---

---


Name: \_\_\_\_\_

Date: \_\_\_\_\_


Directions: Actively engage in group reading activities with purpose and understanding. Complete the form below as you read aloud a text with a group of students. As you read, fill in the stars as each student performs the task.

## Assessment


Asks Questions




Listens to the Story



Answers Questions



Looks at Pictures



Notes:

Name: \_\_\_\_\_

Date: \_\_\_\_\_

Directions: Look at the book parts shown below. Fill in the circle to tell if the picture shows the front, back, or page of a book.

# Assessment

1.



- front cover
- back cover
- page

2.




- front cover
- back cover
- page

3.



- front cover
- back cover
- page

4.



- front cover
- back cover
- page

Name: \_\_\_\_\_

Date: \_\_\_\_\_

Directions: Identify the capital and lower case letters below.

## Assessment B

1. Read the capital letters shown below.

C	Q	G	K	E	V
P	A	N	B	S	O
I	W	Y	U	R	J
L	F	M	X	H	D
Z	T				

2. Read the lowercase letters shown below.

t	z	d	h	x	m
f	l	j	r	u	y
w	i	o	s	b	n
a	p	v	e	k	g
q	c				

Name: \_\_\_\_\_

Date: \_\_\_\_\_

Directions: Show what you know about basic reading skills.

## Assessment A

1. Read each of the words aloud. Touch each letter as you make its sound.

1. top	5. pat
2. fed	6. his
3. mug	7. hen
4. lip	8. hot
9. bat	10. run



Name: \_\_\_\_\_

Date: \_\_\_\_\_

Directions: Record the digital tools your students use.

# Assessment

TECHNOLOGY SKILL	DATE ACCOMPLISHED	NOTES
Can turn on a computer.		
Can shut down a computer.		
Uses a mouse well. (Can double-click, move cursor to desired place, scroll...)		
Knows where most common characters are on keyboard.		
Can log in and out of programs.		
Can change the font or size of font.		
Knows how to use space bar; back space; delete; and return.		
Can add a graphic.		
Can drag and drop an item.		
Can copy/paste an item.		
Can save a file.		
Can print work.		


Name: \_\_\_\_\_

Date: \_\_\_\_\_


Directions: As you listen to your teacher, work with a group, or read a book, ask questions to seek help, get information, or clarify something that is not understood. Fill in a star as you ask a question.

## Assessment


Who?




Where?




What?




How?



When?



Why?



Notes:



# K

# Common Core State Standards

## Math Assessments

## Grade K

- **Math Standards**
- **English Standards**

Worksheets and Activities  
that assess every standard!

Name: \_\_\_\_\_

Date: \_\_\_\_\_

Directions: Ask the student to, "Count to 100 by ones beginning with the number 1." Then, follow along and check off the numbers as they say them aloud.

## Assessment - A


1	2	3	4	5	6	7	8	9	10
11	12	13	14	15	16	17	18	19	20
21	22	23	24	25	26	27	28	29	30
31	32	33	34	35	36	37	38	39	40
41	42	43	44	45	46	47	48	49	50
51	52	53	54	55	56	57	58	59	60
61	62	63	64	65	66	67	68	69	70
71	72	73	74	75	76	77	78	79	80
81	82	83	84	85	86	87	88	89	90
91	92	93	94	95	96	97	98	99	100

Name: \_\_\_\_\_

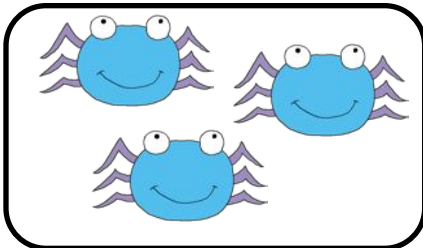
Date: \_\_\_\_\_

Directions: Count the objects below in each square, and write how many objects you count.

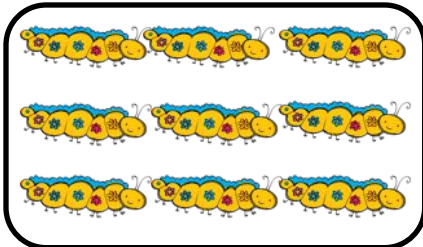
# Assessment - A




1. \_\_\_\_\_



2. \_\_\_\_\_




3. \_\_\_\_\_




4. \_\_\_\_\_



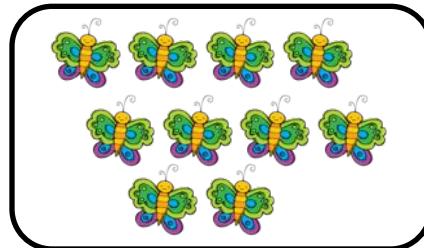
5. \_\_\_\_\_



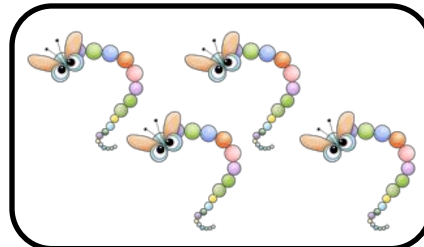
6. \_\_\_\_\_




7. \_\_\_\_\_



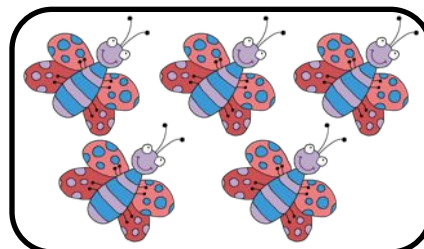
8. \_\_\_\_\_



9. \_\_\_\_\_



10. \_\_\_\_\_





11. \_\_\_\_\_

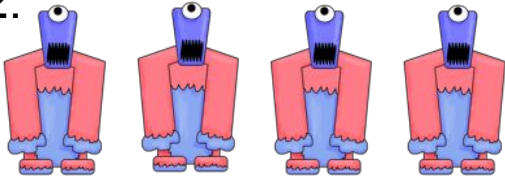
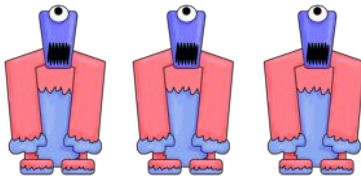
Name: \_\_\_\_\_



Date: \_\_\_\_\_



Directions: Add together each group of pictures. Give the total.



# Assessment A

1.  +  = \_\_\_\_\_

2.  +  = \_\_\_\_\_

3.  +  = \_\_\_\_\_

4.  +  = \_\_\_\_\_

5.  +  = \_\_\_\_\_

Name: \_\_\_\_\_

Date: \_\_\_\_\_

Directions: Fluently add the numbers below.

## Assessment A

1.

$$3 + 2 = \underline{\quad}$$

2.

$$2 + 1 = \underline{\quad}$$

3.

$$0 + 2 = \underline{\quad}$$

4.

$$4 + 0 = \underline{\quad}$$

5.

$$2 + 2 = \underline{\quad}$$

6.

$$\begin{array}{r} 1 \\ + 4 \\ \hline \end{array}$$

9.

$$\begin{array}{r} 1 \\ + 1 \\ \hline \end{array}$$

7.

$$\begin{array}{r} 3 \\ + 1 \\ \hline \end{array}$$

10.

$$\begin{array}{r} 1 \\ + 2 \\ \hline \end{array}$$

8

$$\begin{array}{r} 0 \\ + 5 \\ \hline \end{array}$$

Name: \_\_\_\_\_

Date: \_\_\_\_\_

Directions: Look at each picture below. Is it heavy or light? Write the letter for the picture onto the correct part of the scale.

# Assessment

\_\_\_\_\_

\_\_\_\_\_

\_\_\_\_\_

\_\_\_\_\_







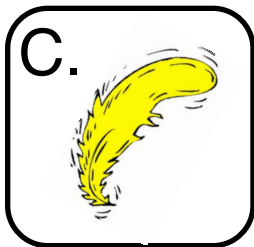
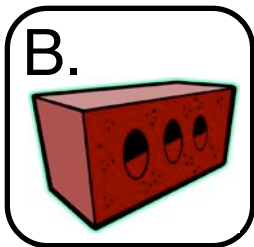
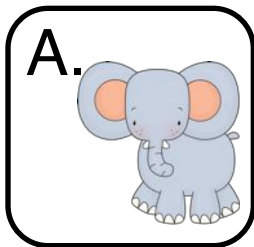

\_\_\_\_\_

\_\_\_\_\_

\_\_\_\_\_

\_\_\_\_\_

\_\_\_\_\_





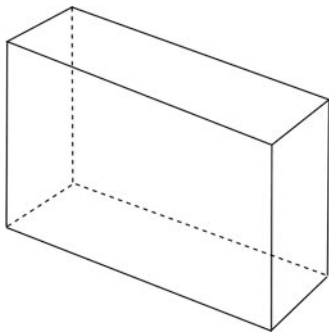
Name: \_\_\_\_\_

Date: \_\_\_\_\_

Directions: Fill in the correct bubble to choose 2-Dimensional or 3-Dimensional for each shape.


## Assessment A

1.



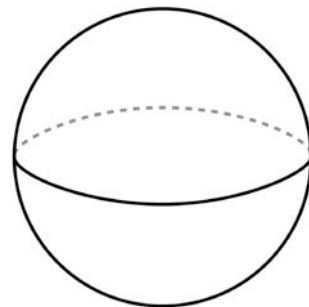
- 2-Dimensional  
 3-Dimensional

2.




- 2-Dimensional  
 3-Dimensional

3.



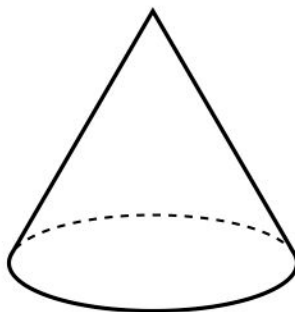
- 2-Dimensional  
 3-Dimensional

4.



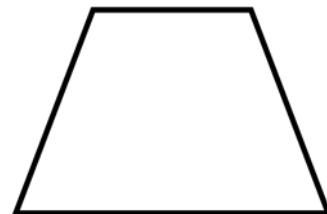
- 2-Dimensional  
 3-Dimensional

5.



- 2-Dimensional  
 3-Dimensional

6.



- 2-Dimensional  
 3-Dimensional



# K

# Common Core State Standards

Progress Reports

## Grade K

- **Math Standards**
- **English Standards**

Worksheets and Activities  
that assess every standard!

**NAME:** \_\_\_\_\_

Use this form to keep track of progress and grades.

Standard	Grade
RL.K.1	/ 4
RL.K.2	/ 9
RL.K.3	/ 6
RL.K.4	/ 4
RL.K.5	/ 6
RL.K.6	/ 8
RL.K.7	/ 6
RL.K.9	/ 8
RL.K.10	/ 8

Standard	Grade
RI.K.1	/ 5
RI.K.2	/ 6
RI.K.3	/ 8
RI.K.4	/ 4
RI.K.5	/ 4
RI.K.6	/ 4
RI.K.7	/ 4
RI.K.8	/ 6
RI.K.9	/ 4
RI.K.10	/ 8

Standard	Grade
RF.K.1 A	/ 5
RF.K.1 B	/ 52
RF.K.2 A	/ 13
RF.K.2 B	/ 14
RF.K.3 A	/ 10
RF.K.3 B	/ 10
RF.K.3 C	/ 16
RF.K.4	/ 16

Standard	Grade
W.K.1 1 & 2	/ 10
W.K.2 1 & 2	/ 10
W.K.3 1 & 2	/ 10
W.K.5	/ 10
W.K.6	/ 12
W.K.7	/ 10
W.K.8	/ 8

Standard	Grade
SL.K.1	/ 8
SL.K.2	/ 5
SL.K.3	/ 12
SL.K.4	/ 7
SL.K.5	/ 8
SL.K.6	/ 6

Standard	Grade
L.K.1 A	/ 24
L.K.1 B	/ 6
L.K.1 C	/ 6
L.K.2	/ 8
L.K.4 A	/ 6
L.K.4 B	/ 5
L.K.5 A	/ 20
L.K.5 B	/ 6
L.K.5	/ 10

**NOTES:**

Name: \_\_\_\_\_

Use this form to keep track of progress and grades.

Standard	Grade
K.CC.1 A	/ 100
K.CC.1 B	/ 30
K.CC.2	/ 10
K.CC.3 A	/ 11
K.CC.3 B	/ 10
K.CC.4	/ 10
K.CC.5	/ 6
K.CC.6	/ 6
K.CC.7 A	/ 8
K.CC.7 B	/ 14

Standard	Grade
K.OA.1 A	/ 5
K.OA.1 B	/ 5
K.OA.2 A	/ 5
K.OA.2 B	/ 5
K.OA.3 A	/ 10
K.OA.3 B	/ 10
K.OA.4 A	/ 10
K.OA.4 B	/ 10

Standard	Grade
K.NBT.1 A	/ 10
K.NBT.1 B	/ 10

Standard	Grade
K.MD.1	/ 10
K.MD.2	/ 6
K.MD.3	/ 16

Standard	Grade
K.G.1	/ 6
K.G.2	/ 12
K.G.3 A	/ 6
K.G.3 B	/ 6
K.G.4	/ 28
K.G.5	/ 12
K.G.6 A	/ 10
K.G.6 B	/ 10

**NOTES:**



# K

# Common Core State Standards

**Blank Progress Reports**

## Grade K

- **Math Standards**
- **English Standards**

**Worksheets and Activities  
that assess every standard!**

**NAME:** \_\_\_\_\_

Use this form to keep track of progress and grades.

Standard	Grade
RL.K.1	
RL.K.2	
RL.K.3	
RL.K.4	
RL.K.5	
RL.K.6	
RL.K.7	
RL.K.9	
RL.K.10	

Standard	Grade
RI.K.1	
RI.K.2	
RI.K.3	
RI.K.4	
RI.K.5	
RI.K.6	
RI.K.7	
RI.K.8	
RI.K.9	
RI.K.10	

Standard	Grade
RF.K.1 A	
RF.K.1 B	
RF.K.2 A	
RF.K.2 B	
RF.K.3 A	
RF.K.3 B	
RF.K.3 C	
RF.K.4	

Standard	Grade
W.K.1 1 & 2	
W.K.2 1 & 2	
W.K.3 1 & 2	
W.K.5	
W.K.6	
W.K.7	
W.K.8	

Standard	Grade
SL.K.1	
SL.K.2	
SL.K.3	
SL.K.4	
SL.K.5	
SL.K.6	

Standard	Grade
L.K.1 A	
L.K.1 B	
L.K.1 C	
L.K.2	
L.K.4 A	
L.K.4 B	
L.K.5 A	
L.K.5 B	
L.K.5	

**NOTES:**

**Name:** \_\_\_\_\_

Use this form to keep track of progress and grades.

Standard	Grade
K.CC.1 A	
K.CC.1 B	
K.CC.2	
K.CC.3 A	
K.CC.3 B	
K.CC.4	
K.CC.5	
K.CC.6	
K.CC.7 A	
K.CC.7 B	

Standard	Grade
K.OA.1 A	
K.OA.1 B	
K.OA.2 A	
K.OA.2 B	
K.OA.3 A	
K.OA.3 B	
K.OA.4 A	
K.OA.4 B	

Standard	Grade
K.NBT.1 A	
K.NBT.1 B	

Standard	Grade
K.MD.1	
K.MD.2	
K.MD.3	

Standard	Grade
K.G.1	
K.G.2	
K.G.3 A	
K.G.3 B	
K.G.4	
K.G.5	
K.G.6 A	
K.G.6 B	

**NOTES:**



# K

# Common Core State Standards

English Answer Keys

## Grade K

- **Math Standards**
- **English Standards**

Worksheets and Activities  
that assess every standard!



**Reading: Literature****RL.K.1 Assessment**

*Answers will vary. Sample answers:*

1. She says camping is fun. She says roasting marshmallows is fun. She likes to bait the hooks when they fish.
2. She cooks hot dogs and hamburgers.
3. Her dad fishes with her.
4. *Possible questions include:*  
Where does the girl sleep?  
What does she like to catch at night?  
Who pushes her on the swings?

**RL.K.2 Assessment**

Answers will vary but should indicate an understanding of the beginnings, middle, and end of the story read.

**RL.K.3 Assessment**

Answers will vary but should indicate an understanding of the characters, setting, and big event of the story read.

**RL.K.4 Assessment**

*Answers will vary. Sample answers:*

1. Succulent may mean juicy.
2. Slick may mean slippery, smooth.
3. Immense may mean large, huge, big.
4. Spiky may mean pointy, sharp.

**RL.K.5 Assessment**

1. Informational
2. Storybook
3. Poetry
4. Cookbook
5. Magazine
6. Fairytale

**RL.K.6 Assessment**

TITLE: Click, Clack, Moo Cows That Type

AUTHOR: Dorreen Cronin

ILLUSTRATOR: Betsey Lewin

TITLE: Don't Let the Pigeon Drive the Bus!

AUTHOR: Mo Willems

ILLUSTRATOR: Mo Willems

*Sample answers for bottom questions:*

The author's job is to write the story (words).

The illustrator's job is to make the pictures.

**RL.K.7 Assessment**

Answers will vary, but student should understand how the illustration helps tell the story.

**RL.K.9 Assessment**

Answers may vary. Students should describe how the boy and tree react with one another in the story.

Then students should explain a way that the events are the same and different from each other.

**RL.K.10 Assessment**

Record student behavior as they read in a small group and respond to what they have read/heard.

**Reading: Informational Text****RI.K.1 Assessment**

1. Otters are mammals.
2. You might find an otter along rivers, streams, bogs, and other waterways.
3. An otter's fur is thick to keep it warm.
4. An otter might eat fish, shelled-animals, snakes, frogs, and insects.
5. *Answers may vary.*

**RI.K.2 Assessment**

*Answers may vary... Sample Answers:*

**Main Topic:** Winter is a fun season.

Detail: it snows

Detail: go sledding

Detail: throw snowballs

Detail: ice skate

Detail: hot chocolate

**RI.K.3 Assessment**

*Answers may vary.*

**Students should describe how the boy and tree act towards each other throughout the story.**

**Explain a way that the boy and tree are the same and different from each other.**

**RI.K.4 Assessment**

*Answers may vary... Sample Answers:*

1. Essential: important, necessary, needed.
2. Spotless: clean, not dirty.
3. Scrumptious: delicious, tasty, yummy.
4. Fractured: broken, split, in pieces.

**RI.K.5 Assessment**

1. Page
2. Front Cover
3. Back Cover
4. Page

**RI.K.6 Assessment**

*Answers may vary... Sample Answers:*

**The author of the book is:** Laura Numeroff

The author's job is to write a story to entertain, inform, or persuade.

**The illustrator of the book is:** Felicia Bond

The illustrator's job is do draw pictures that help the reader better enjoy and understand the story.

**RI.K.7 Assessment**

*Answers may vary... Sample Answers:*

**Left Book:** The water shows what saliva does.

**Right Book:** The quilt is being used as an umbrella or tent.

**RI.K.8 Assessment**

1. Pal is a small dog with a soft bark
2. Taking Pal for walks would be fun.
3. She'd train Pal.
4. She'd pick up the toys.
5. She'd pick up the fur.
6. She'd always have a friend to play with.

**RI.K.9 Assessment**

*Answers may vary... Sample Answers:*

Similar: Both tell the reader about ribs. The text tells that ribs protect organs. Both have an illustration.

Different: One has more detailed information than the other. One illustration is a drawing, the other is a photograph.

**RI.K.10 Assessment**

*Use this rubric to assess students.*

**Reading: Foundational Skills**

**RF.K.1 Assessment A**




1. Student reads the sentence correctly from left to right.
2. Student correctly writes: "The pig went in the mud." with accurate spacing.
3. Student writes spoken words using logical letter sequences.

**RF.K.1 Assessment B**

Student recognizes all upper- and lower-case letters.

**RF.K.2 Assessment A**

1. Match the pictures...

hat		bed
wig		cat
red		pig

2. Write the sounds...

b u g	s u n
d o g	m o p

**RF.K.2 Assessment B**

Answers may vary... Sample Answers:

1. Make new words...

<b>B</b> best	<b>D</b> date	dock
<b>G</b> gate	<b>T</b> tock	test
<b>S</b> sock	<b>R</b> rate	rock rest
<b>L</b> late lock	<b>P</b> pest	

2. Make new words...

rot	rug
hot	bug
pot	mug
lot	hug

**RF.K.3 Assessment A**

Student can read words shown and correspond each letter with a sound.

**RF.K.3 Assessment B**

Student can read high frequency words.

**RF.K.3 Assessment C**

- |                 |                 |
|-----------------|-----------------|
| 1. long         | 6. shirt        |
| 2. long         | 7. long         |
| 3. short        | 8. long         |
| 4. long         | 9. short        |
| 5. short        | 10. short       |
| 11. the e and o | 14. the n and r |
| 12. the a and e | 15. the e and a |
| 13. the g and p | 16. the y and n |

**RF.K.4 Assessment**

Record students' reading levels and areas of concern.

**Writing****W.K.1 Assessment - Pages 1 & 2**

Responses will vary.

Page 1 should express an opinion about a favorite book.

Page 2 should have a picture that is inspired by the story.

**W.K.2 Assessment - Pages 1 & 2**

Responses will vary.

Page 1 should explain a topic.

Page 2 should be an illustration that supports what is written on page 1.

**W.K.3 Assessment - Pages 1 & 2**

Responses will vary.

Page 1 should tell about an event.

Page 2 should be an illustration that supports what is written on page 1.

**WI.K.5 Assessment**

Record student behavior while working with peers when writing.

**WI.K.6 Assessment**

Record the class's use of digital writing tools.

**W.K.7 Assessment**

Record student behavior while working with peers on shared research projects.

**W.K.8 Assessment**

Record student responses when answering a question.

**Speaking and Listening**

**SL.K.1 Assessment**

Record student behavior while working with a group.

**SL.K.2 Assessment**

Responses will vary but should reflect understanding of the story read to student.

**SL.K.3 Assessment**

Record student behavior while asking questions.

**SL.K.4 Assessment**

Responses will vary, but words chosen should accurately describe a person or character.

**SL.K.5 Assessment**

Responses will vary, but words chosen should accurately describe the picture drawn.

**SL.K.6 Assessment**

Responses will vary, but should have good examples of clear speaking.

Language

**L.K.1 Assessment A**

Read the letters in this order:

B R T P  
S C K H  
A F M W

j p b d  
q n m h  
o a e i

**L.K.1 Assessment B**

Use the rubric to assess students in the standard.

**L.K.1 Assessment C**

Use the rubric to assess students in the standard.

**L.K.2 Assessment**

- My new dog's name is Max.
- Can Pat and I play the game?
- c (or k)      4. j      5. b  
cup              jet              bag

**L.K.4 Assessment A**

Sample sentences to read:

- Make sure you **duck** if the ball comes your way.
- Sarge **led** the scouts on the trail.
- Sam had a toy **sale** at school.
- The wind **blew** the leaves off the tree.
- Bart will **sow** his seeds this April.
- Grab your **bat** so we can play ball.

Answers:

- |                  |                  |
|------------------|------------------|
| 1. right picture | 2. right picture |
| 3. left picture  | 4. left picture  |
| 5. left picture  | 6. left picture  |

**L.K.4 Assessment B**

1. painted
2. fearless
3. untie
4. buildings
5. recycle

**L.K.5 Assessment A**

**animals**

cat  
dog  
bird  
cow  
pig

**vehicles**

van  
car  
bike  
cab  
jet

**yellow things**

bee  
sun  
cheese  
lemon  
bus

**loud things**

horn  
drum  
baby  
song  
yell

**L.K.5 Assessment B**

wake	take
smile	sit
stand	lose
give	frown
win	sleep

At the bottom, draw a picture of one of the verbs.

**L.K.6 Assessment**

Record acquired words and phrases observed being used by the student. Students should exhibit use of language learned, heard, and read over time.



# K

# Common Core State Standards

## Math Answer Keys

### Grade K

- **Math Standards**
- **English Standards**

Worksheets and Activities  
that assess every standard!

**Counting and Cardinality**

**K.CC.1 Assessment A**

Record student counting from 1 to 100. Mark off incorrect or skipped numbers. Score out of 100.

**K.CC.1 Assessment B**

Students count from 10-100 by tens aloud and are scored based on how many numbers they count. Add up scores from all 3 trials.

**K.CC.2 Assessment**

Students get 1 point for completing each of the following tasks:

1. Student can count from 16-25.
2. Student can count from 31-40.
3. Student can count from 64-73.
4. Student can count from 49-58.
5. Student can count from 76-85.
6. Student can count from 22-31.
7. Student can count from 50-59.
8. Student can count from 82-91.
9. Student can count from 91-100.
10. Student can count from 2-11.

**K.CC.3 Assessments A & B**

**Assessment A**

1. 6
2. 3
3. 9
4. 7
5. 0
6. 1
7. 8
8. 10
9. 4
10. 2
11. 5

**Assessment B**

1. 20
2. 13
3. 15
4. 17
5. 14
6. 18
7. 12
8. 16
9. 11
10. 19
- no number 11*

**K.CC.4 Assessment**

Count and then say the total (repeat last):

1. 1,2,3,4,5,6,7,8,9 (9)
2. 1,2,3,4,5,6,7,8,9,10,11,12 (12)
3. 1,2,3,4,5,6,7 (7)
4. 1,2,3,4,5,6,7,8,9,10,11,12,13, 14,15,16,17 (17)
5. 1 (1)  
1,2 (2)  
1,2,3 (3)  
1,2,3,4 (4)  
1,2,3,4,5 (5)  
1,2,3,4,5,6 (6)

**K.CC.5 Assessment**

- |       |                        |
|-------|------------------------|
| 1. 12 | 2. 8                   |
| 3. 7  | 4. 16                  |
| 5. 20 | 6. <i>answers vary</i> |

**K.CC.6 Assessment**

- |                           |                        |
|---------------------------|------------------------|
| 1. circle equal           | 2. circle right        |
| 3. circle left group of 8 | 4. circle equal        |
| 5. circle left group of 9 | 6. <i>answers vary</i> |

**K.CC.7 Assessment A**

- |                        |                        |
|------------------------|------------------------|
| 1. blue 5, red 3       | 2. red 2, blue 7       |
| 3. green 8, green 8    | 4. red 6, blue 9       |
| 5. red 1, blue 4       | 6. green 4, green 4    |
| 7. <i>answers vary</i> | 8. <i>answers vary</i> |

**K.CC.7 Assessment B**

**left column**

- red 3, blue 8  
blue 7, red 2  
blue 10, red 3  
green 2, green 2  
red 3, blue 8  
red 1, blue 9  
red 6, blue 9

**right column**

- red 5, blue 9  
green 4, green 4  
red 8, blue 9  
blue 7, red 6  
blue 8, red 2  
red 4, blue 5  
green 9, green 9



Operations and Algebraic Thinking

K.OA.1 Assessment A

1.  $4 + 5 = 9$
2.  $4 + 3 = 7$
3.  $2 + 3 = 5$
4.  $6 + 2 = 8$
5.  $3 + 3 = 6$

K.OA.1 Assessment B

1.  $5 - 2 = 3$
2.  $9 - 4 = 5$
3.  $8 - 6 = 2$
4.  $10 - 7 = 3$
5.  $6 - 1 = 5$

K.OA.2 Assessment A

1.  $7 + 3 = 10$
2.  $4 + 5 = 9$
3.  $6 + 2 = 8$
4.  $3 + 3 = 6$
5.  $2 + 5 = 7$



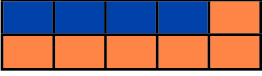


K.OA.2 Assessment B

1.  $9 - 5 = 4$
2.  $8 - 2 = 6$
3.  $7 - 4 = 3$
4.  $10 - 3 = 7$
5.  $6 - 1 = 5$

K.OA.3 Assessment A

Answers will vary, but the addends should add up properly to the numbers shown in the corners of the boxes.

K.OA.3 Assessment B

1.  Possible answers are shown, but colors might be flip-flopped.
2. 
3. 
4. 
5. 

K.OA.4 Assessment

- |       |      |
|-------|------|
| 1. 5  | 2. 8 |
| 3. 3  | 4. 6 |
| 5. 10 | 6. 7 |
| 7. 4  | 8. 9 |

K.OA.5 Assessment A

1. 5
2. 3
3. 2
4. 4
5. 4
6. 5
7. 4
8. 5
9. 2
10. 3

K.OA.5 Assessment B

1. 3
2. 3
3. 1
4. 2
5. 2
6. 0
7. 3
8. 1
9. 4
10. 1

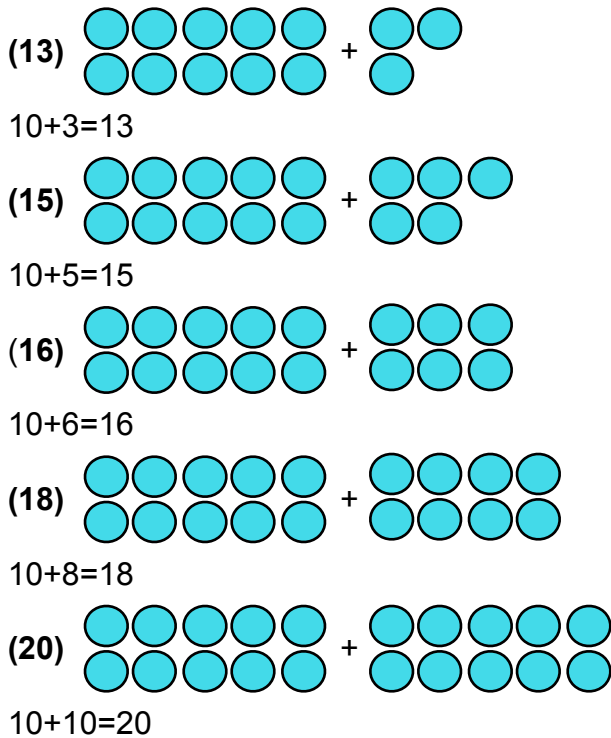
Numbers and Operations in Base Ten

K.NBT.1 Assessment A



Colors may vary.

K.NBT.1 Assessment B



Colors and arrangement may vary, but the addends should be the same.

Measurement and Data

K.MD.1 Assessment

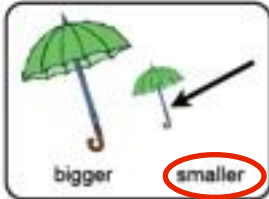
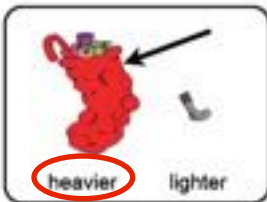
A  
B  
D  
H  
J

HEAVY

C  
E  
F  
G  
I

LIGHT

K.MD.2 Assessment



K.MD.3 Assessment

animals

C  
F  
I  
\_\_\_\_\_  
\_\_\_\_\_

The total number of animals is  
3

plants

G  
J  
L  
\_\_\_\_\_  
\_\_\_\_\_

The total number of plants is  
3

vehicles

D  
E  
K  
\_\_\_\_\_  
\_\_\_\_\_

The total number of vehicles is  
3

people

A  
B  
H  
\_\_\_\_\_  
\_\_\_\_\_

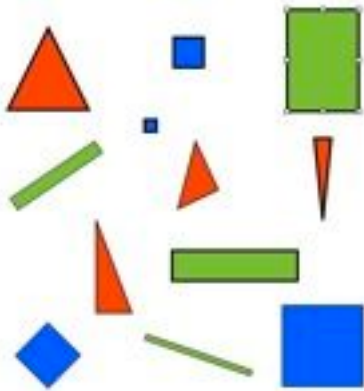
The total number of people is  
3

Geometry

**K.G.1 Assessment**

1. below
2. in front of
3. behind
4. next to
5. beside
6. above

**K.G.2 Assessment**



*There should be 4 red triangles, 4 blue squares, and 4 green rectangles.*

**K.G.3 Assessment A**

1. 3-Dimensional
2. 2-Dimensional
3. 3-Dimensional
4. 2-Dimensional
5. 3-Dimensional
6. 2-Dimensional

**K.G.3 Assessment B**

1. 3-Dimensional
2. 3-Dimensional
3. 2-Dimensional
4. 3-Dimensional
5. 2-Dimensional
6. 2-Dimensional

**K.G.4 Assessment**

Flat Shapes	Has Corners	No Corners	Solid Shapes
A B D G I K	A B C G H I J L	D E F K	C E F H J L
flat shapes	has corners	no corners	solids
<u>6</u>	<u>8</u>	<u>4</u>	<u>6</u>

**K.G.5 Assessment**

Answers will vary but should present one 2-dimensional shape and one 3-dimensional shape, with name. Student should accurately write the number of corners, sides, curves, and flat surfaces each shape has.

**K.G.6 Assessment A**

Answers will vary but should present a 2-dimensional shape constructed from other known 2-dimensional shapes. A shape name (real or otherwise) and shapes used should be written.

**K.G.6 Assessment B**

Answers will vary but should present a 3-dimensional shape constructed from other known 2-dimensional shapes. A shape name (real or otherwise) and shapes used should be written.



# Common Core State Standards

*Educating classrooms one standard at a time.*

## Terms of Use

All worksheets, assessments, workbooks and other printable materials purchased or downloaded from this website are protected under copyright law. Items purchased from this website may be used, copied and printed for classroom, personal and home use depending on how many licenses are purchased. Each workbook can be used by 1 teacher and can be printed and distributed to all students in 1 classroom. Upon printing and copying the materials from this website, you must leave the Copyright Information at the bottom of each item printed. Items may not be copied or distributed unless you have purchased them from this website. Furthermore, you may not reproduce, sell, or copy these resources, or post on your website any Worksheet, Activity, PDF, Workbook, or Printable without written permission from Have Fun Teaching, LLC using the contact form below. All Common Core State Standards are from CoreStandards.org and the Common Core State Standards Initiative.

All Common Core State Standards in this book are © Copyright 2010. National Governors Association Center for Best Practices and Council of Chief State School Officers. All rights reserved. Furthermore, NGA Center/CCSSO are the sole owners and developers of the Common Core State Standards, and Core Common Standards makes no claims to the contrary.

All Graphics, Images, and Logos are © Copyright 2012 CoreCommonStandards.com. Also, the organization of this book and Table of Contents has been created by and organized by CoreCommonStandards.com and HaveFunTeaching.com.

For more Common Core Standards Posters, Activities, Worksheets, and Workbooks, visit <http://CoreCommonStandards.com>.

Worksheets created by: [Have Fun Teaching](#)

Activities created by: [Have Fun Teaching](#)

Posters created by: [Have Fun Teaching](#)

