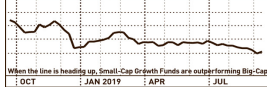


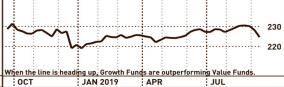
**SMALL-CAP GROWTH FUNDS VS. BIG-CAP GROWTH FUNDS**

<b>Funds in Small-Cap Index:</b> Federated Kaufmann R Fidelity Advisor Small-Cap Franklin Small-mid Cap Lkcm Small Cap Equity Inst Nuveen Small Cap Growth	<b>Largest positions of funds in Small-Cap Index:</b> Generac BjWJWClub Eckart Group Chemed SBACom	<b>Funds in Big-Cap Index:</b> Federated Kaufmann R Franklin Small-mid Cap Lkcm Small Cap Equity Inst Victory Ro Large Cap Alpha	<b>Largest positions of funds in Big-Cap Index:</b> Veeva Sys A Apple ServiceNow CorceptH Facebook AMZCom Microsoft	<b>Verisk</b> <b>CostarQp</b> <b>Mercury</b> <b>Omicell</b> <b>SolarSurf</b> <b>Wingstop</b>
---	---	--	---	---



**GROWTH FUNDS VS. VALUE FUNDS**

<b>Funds in Growth Index:</b> Federated Kaufmann R Franklin Small-mid Cap Lkcm Small Cap Equity Inst Vanguard Growth Index Victory Ro Large Cap Alpha	<b>Largest positions of funds in Growth Index:</b> Veeva Sys A Apple ServiceNow CorceptH Facebook AMZCom Microsoft	<b>Verisk</b> <b>CostarQp</b> <b>Mercury</b> <b>Omicell</b> <b>SolarSurf</b> <b>Wingstop</b>
--	--	---



**Top Industry & Sector Funds**

Best % change in last 4, 8 & 12 weeks on a total return basis. ★ indicates fund is on 3 different weeks' lists.

Mutual Fund	% Change	\$ Net Assets
<b>Best % Change Last 4 Weeks:</b>		
Columbia A SelCom&Inf	★ + 9	6.3 bil
Columbia A SelGlbTch	★ + 9	1.2 bil
J Hancock A RegionlBnk	+ 11	1.7 bil
Fidelity Sel Computers	★ + 11	464 mil
Fidelity Sel Telecommun	★ + 10	860 mil
Integrity Viking BSmdNAmA	+ 10	221 mil
<b>Best % Change Last 8 Weeks:</b>		
TIAA-CREF FUNDS RlStSecPm	+ 4	2.7 bil
Fidelity Sel Computers	★ + 5	464 mil
Fidelity Sel Telecommun	★ + 6	860 mil
Columbia A SelCom&Inf	★ + 4	6.3 bil
Columbia A SelGlbTch	★ + 4	1.2 bil
Fidelity Sel Wireless	★ + 5	269 mil
<b>Best % Change Last 12 Weeks:</b>		
Fidelity Sel AirTrnsprt	+ 5	267 mil
Fidelity Sel Computers	★ + 6	464 mil
Fidelity Sel Telecommun	★ + 7	860 mil
Columbia A SelGlbTch	★ + 11	1.2 bil
Columbia A SelCom&Inf	★ + 10	6.3 bil
Fidelity Sel Wireless	★ + 7	269 mil

**U.S. Stock Fund Cash Position**

High (11/00) 6.2% Low (2/18) 2.5%		
Feb 18 2.5%	Apr 18 2.6%	Feb 19 2.6%
Mar 18 2.6%	May 18 2.5%	Mar 19 2.6%
Apr 18 2.6%	Jun 18 2.6%	Apr 19 2.6%
May 18 2.5%	Jul 18 2.6%	May 19 2.7%
Jun 18 2.7%	Aug 18 2.5%	Jun 19 2.5%
Jul 18 2.6%	Sep 18 2.6%	Jul 19 2.5%

**Top Industry & Sector Funds**

Best % change in last 16 & 39 weeks on a total return basis. ★ indicates fund is on 3 different weeks' lists.

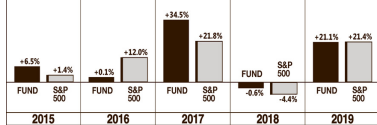
Mutual Fund	% Change	\$ Net Assets
<b>Best % Change Last 16 Weeks:</b>		
Columbia A SelGlbTch	★ + 16	1.2 bil
Ivy Sci&TechA	+ 10	7.9 bil
Fidelity Sel AirTrnsprt	+ 10	267 mil
Fidelity Sel Computers	★ + 12	464 mil
Fidelity Sel Telecommun	★ + 9	860 mil
Oak Associates RedOakTech	★ + 8	635 mil
Vanguard AdmiralIndustAd	+ 8	3.8 bil
Fidelity Sel Wireless	★ + 12	269 mil
Columbia A SelCom&Inf	★ + 15	6.3 bil
PriceFds FinancSvc	+ 7	702 mil
Vanguard AdmiralCoDlbtAd	+ 9	2.7 bil
Vanguard Index InfoTecAdm	+ 11	23.2 bil
<b>Best % Change Last 39 Weeks:</b>		
TIAA-CREF FUNDS RlStSecPm	+ 20	2.7 bil
Columbia A SelGlbTch	★ + 32	1.2 bil
GoldmSachs A TechOppsA	+ 21	478 mil
Ivy Sci&TechA	+ 28	7.9 bil
USAA Sci&Tech	+ 20	1.4 bil
PgimInvest FinlSvcsA	+ 20	156 mil
Columbia A SelCom&Inf	★ + 31	6.3 bil
Vanguard Index InfoTecAdm	+ 25	23.2 bil
Berkshire Focus	+ 23	334 mil
Fidelity Sel Wireless	★ + 21	269 mil
PriceFds GlobTech	+ 20	4.8 bil
MFS Funds A Technology	+ 20	1.3 bil

**Growth Funds Leading The Market**

These are among 40 funds selected for their ownership of market leaders, high average Composite Rating and outperformance of the S&P 500

<b>Fidelity Advisor Equity Growth (FAEGX)</b>	<b>36 Month Performance Rating: A +</b>
Obj: LARGE CAP Growth	08/2019 T/O Rate: 37.0% Yield: 0.0% Avg. P/E: 38
Median Mkt Cap: \$20.98 bil	Assets 08/2019: \$3.2 bil Volatility: 3
PH: (800)343-3548	Avg. EPS Rating: 62 Avg. Composite Rating: 65 No. of stocks: 128
Mgr: Winer/Amic since 2006	Cash 08/2019: 1.56% 5 yr after tax return of \$10,000 = \$16,438
Min. Investment: \$0	

10 LARGEST U.S. HOLDINGS Comp				TOP NEW BUYS Comp				TOP SELLS Comp							
Shares	%	EPS	RSI	Shares	%	RSI	Shares	%	RSI	Shares	%	RSI	Shares	%	RSI
-1.91M	8.4	Microsoft	MSFT	93	96	96	899k	Quailco	QCOM	83	203k	BectDckan	BOX	87	87
-103k	6.4	Amazon	AMZN	93	72	314k	AbbeVie	ABBV	57	38k	Alphabet	GOOG	96	96	
-139k	4.6	Alphabet	GOOG	83	78	86k	294k	Cisco	CSCO	96	174k	Allegan	ALGN	74	
-673k	4.4	Apple	AAPL	57	88	467k	Avantor	AVTR	64	319k	GoldadyA	GDDY	44		
-722k	4.1	Vista	VIA	97	84	656k	GenStry	GENS	5	477k	Charles Schw	CSW	85		
-302k	3.1	Adobe Inc	ADBE	95	94	11k	Chiptolce	CMG	96	167k	Yum! Foods	YUM	70		
-372k	2.5	AmerTower	AMT	95	89	91k	Diagen NV	OGEN	39	123k	MicroSoft	MSFT	96		
-626k	2.3	Paycom	PYPL	99	63	169k	Corvea	CVIA	44	58k	Domino'sPizza	DPS	55		
-397k	2.2	Qualico	QCOM	94	82	23k	VerraMobi	VRM	80	174k	Novartis	NVS	59		
-N.22%	2.1	Facebook	FB	55	78	68k	Stack Tech	WORK	22	8k	Amezon	AMZN	72		



<b>JPMorgan Large Cap Growth I (SEEGX)</b>	<b>36 Month Performance Rating: A +</b>
Obj: LARGE CAP Growth	08/2019 T/O Rate: 50.0% Yield: 0.0% Avg. P/E: 115
Median Mkt Cap: \$44.95 bil	Assets 08/2019: \$15.9 bil Volatility: 3
PH: (800)450-4111	Avg. EPS Rating: 77 Avg. Composite Rating: 77 No. of stocks: 70
Mgr: Gri K Development since 2004	Cash 08/2019: 2.36% 5 yr after tax return of \$10,000 = \$16,815
Min. Investment: \$1,0mil	

10 LARGEST U.S. HOLDINGS Comp				TOP NEW BUYS Comp				TOP SELLS Comp							
Shares	%	EPS	RSI	Shares	%	RSI	Shares	%	RSI	Shares	%	RSI	Shares	%	RSI
-47.8%	6.2	Microsoft	MSFT	93	96	96	3.26M	Starbucks	SBUX	95	2.02M	Via	V	96	
-46.7%	5.8	Amazon	AMZN	93	69	1.29M	ExactElc	EXAS	67	93k	Uneltdhrp	UNH	93		
2.90M	4.9	Mastcard	MA	93	84	1.41M	Twinkl	TWLO	46	800k	BectDckan	BOX	87		
-1.55M	3.7	Paycom	PYPL	99	63	363k	TransDigm	TDC	94	96k	Apple	AAPL	84		
1.77M	3.1	ServiceNow	NOW	97	81	752k	AirProdChem	APD	71	1.13M	Salesforce	CRM	94		
-438k	3.0	Alphabet C	GOOG	84	80	126k	ZenDesk	ZEN	72	133k	Alphabet C	GOOG	96		
+1.25M	2.9	Boeing	BA	63	80	672k	Qualico	QCOM	93	3.02M	BostonSci	BSX	84		
-2.27M	2.9	Apple	AAPL	57	88	1.50M	Moderna	MRNA	13	439k	Lululemon	LULU	99		
1.17M	2.7	Netflix	NFLX	90	82	443k	VeritasPh	VTRX	83	404k	VeritasPh	VTRX	83		
-674k	2.6	Mercedisi	MELI	77	92	74k				196k	ThermoFis	TRT	87		

