



LESSON 28 | Faithfulness

Bible Basis: Genesis 37–46; Luke 1:26–38

Key Verse: Psalm 36:5: “Lord, your faithful love reaches up to the skies.”

Key Question: Why is it important to be loyal and committed to God and others?

Key Idea: I can be trusted because I keep my promises to God and others.

Resource: *Believe Storybook Bible*, Chapter 28, “Faithfulness”

Master Supplies List

- Believe Storybook Bible* (optional)
- Stickers
- PowerPoint slides or printable posters of illustrations
- Family Page (one per child)

Optional Supplies

You will need the following supplies based on which option(s) you choose in **STEP 3 | Explore More**:

- OPTION 1:** Card stock cut into 5" x 7" rectangles (one per child), craft foam stickers of different shapes and colors, crayons, Joseph template (one Joseph figure per child), glue sticks
- OPTION 3:** Small ball
- OPTION 4:** Crayons or markers, Let's Color! sheet (one per child)
- OPTION 6:** Two puppets

STEP 1 | Come Together (10 min)

Supplies: Stickers

STICKERS

- GATHER the children.
- SHOW the children your sticker box or sheet of stickers.
- SAY, Today I want to give everyone a sticker for being my special friend. I promise I will give everyone in the class a sticker.
- WALK around the class and give stickers to only a few children. Wait for the responses from the others who did not receive one.
- ASK, Is there a problem? (Take responses)
- CONTINUE, You're right. I promised to give everyone a sticker, and I haven't done that yet. I will do that now.
- GIVE a sticker to each of the other children.

FAITHFULNESS

- SAY, When I made a promise to give a sticker to everyone, you were expecting me to keep my promise. Keeping a promise is called *faithfulness*. Can you say that with me? (Faithfulness)
- ASK, How did you feel when you thought I had forgotten your sticker? (Take responses)
- SAY, Yes, it does not feel good when someone is not faithful to keep a promise.
- SAY, Faithfulness means that our friends can depend on us to do what we say we will do and to do what is right.
- CONTINUE, God is always faithful to do what he says and promises. He wants us to be faithful to his Word and to other people too.
- SAY, Today we will learn about a man in the Bible named Joseph who was always faithful to God.

REVIEW

- SAY, So far today we have learned that faithfulness means that our friends can depend on us to do what we say we will do and to do what is right. We are faithful because God was first faithful to us! He helps us to be faithful and dependable people!

KEY VERSE

- REVIEW this week's Key Verse. You may want to repeat the verse slowly a few times until the children are able to say it from memory.

- **NOTE:** You may also choose to review last week’s Key Verse together.

Psalm 36:5

Lord, your faithful love *(Cross arms over chest)*

reaches up to the skies. *(Raise hands up to the sky)*

STEP 2 | Hear the Story (15 min)

Supplies: *Believe Storybook Bible* (optional), PowerPoint slides or printable posters of illustrations

INTRODUCTION

- **TELL** the children that they will learn more about faithfulness.
- **SAY**, We already learned that God is faithful and that he wants us to be faithful too.
- **CONTINUE**, We’ll also learn about people in the Bible who were faithful.

READ CHAPTER 28

- **READ** aloud the story script below or chapter 28, “Faithfulness,” from the *Believe Storybook Bible*.
- **SHOW** the illustrations included with this curriculum on PowerPoint slides or printable posters.

THE STORY OF JOSEPH

- It’s great to have friends, but do you know who the greatest friend of all is? God! God will never let you down. He will always keep his promises. You can depend on God to always be the same—kind, loving, and good. Our God is a *faithful* God. This means that we can always count on him. God is a best friend to us and he wants us to be faithful to him, just like Joseph was.
- Jacob had twelve sons, but Joseph was his favorite. Joseph wore a beautiful coat his father gave him and he bragged about himself. This made the other brothers jealous and angry. One day, when they were all out in the fields, they threw Joseph into a pit! Things got worse when they sold Joseph as a slave. Then the brothers lied to their father, Jacob. They said, “Joseph was killed by wild animals.” Jacob was heartbroken.

- The brothers wanted to hurt Joseph, but God was faithful to him. Joseph's master treated him well. Later, Joseph was thrown into jail because someone lied about him, but God was there, too. The jailer liked Joseph and put him in charge of the prison.
- One night, two prisoners had strange dreams. God helped Joseph understand the dreams. After that, the king of Egypt had a strange dream. He called for Joseph to explain the dream. Again, God helped Joseph.
- Joseph told the king, "God has helped me understand your dream. There will be seven years of good times in Egypt and seven years of bad times." The king saw that God was with Joseph and he was very wise. He put Joseph in charge of all the land and all the food. During the good years, Joseph saved lots of food. During the bad years, he gave the food to hungry people.
- One day, Joseph's brothers came to Egypt for food. They were very hungry. They saw Joseph but didn't know it was him. When Joseph told them who he was, the brothers were very afraid. They had been bad to Joseph and now Joseph was very powerful.
- "Don't worry," Joseph said. "I forgive you. God has been with me this whole time. He brought me here to save many people from going hungry." Joseph was glad to have his family back again. His father, Jacob, was happy to see his son alive.
- Joseph had some hard times in his life, but he still trusted God. And God was faithful to Joseph. Because of God's plan, Joseph saved his family and the whole nation of Israel from starving.

THE STORY OF MARY

- God is faithful and he wants us to be faithful. He once called on a young girl named Mary to have faith and do something very special. God sent an angel to speak to Mary.
- "Peace," the angel said, "God is with you." Mary was surprised and afraid, but the angel told her not to worry. "God thinks you are very special. You will have a baby boy. His name will be Jesus. He will be the Son of God."
- Mary wondered, *How can I have a baby? I'm not married yet.*
- But the angel told her, "It will be by God's power."
- Mary believed the angel and she trusted God. She was a faithful servant, doing whatever God told her to do. Because of Mary's faithfulness, Jesus was born.

REVIEW JOSEPH

- ASK, What gift did Jacob give to Joseph? (A beautiful robe)
- ASK, How did this make the brothers feel? (They felt jealous)
- ASK, How did Joseph act when the brothers did mean things to him? (He remained faithful to God and acted kindly to his brothers; Joseph forgave his brothers)
- ASK, How did God bless Joseph for his faithfulness? (He made him a ruler in Egypt)

REVIEW MARY

- ASK, What important job did God have for Mary to do? (He wanted her to be Jesus' mother)
- ASK, Was Mary faithful in this big job? (Yes)
- ASK, How can we be faithful? (By obeying God's Word and doing what we promised to do)
- PRAY, Dear God, please help us to be faithful to you just like you are faithful to us. You never let us down. Help us to be dependable people, people who can be counted on to keep our promises just like you keep your promises. Amen.

STEP 3 | Explore More

Choose from these activity options, depending on your available time frame, to help the children explore the lesson further.

Option 1: Faithfulness Pattern (15 min)

Supplies: Card stock cut into 5" x 7" rectangles (one per child), craft foam stickers of different shapes and colors, crayons, Joseph template (one Joseph figure per child), glue sticks

Teacher Prep: Before class, cut sheets of card stock into 5" x 7" rectangles (one per child). Photocopy the Joseph template and cut out the Joseph figures (one per child).

- SAY, Today we learned about faithfulness. Faithfulness means that people can count on us to do what we say we will do every time. Just like you can expect a pattern to repeat itself over and over, a faithful person will repeatedly be who they say they are.
- SAY, Let me show you what I mean with my stickers.
- USE the foam stickers and a piece of card stock to create a pattern that the children can easily follow, such as alternating shapes (stars and circles) or alternating colors (blue and red).

- SAY, When you look at this pattern, you know which colors and shapes should come next. When you are a faithful person, other people will be able to know what you will do because they will know that you will always try to do what is right.
- SAY, Today we are going to use a faithful pattern to create a picture frame.
- INSTRUCT the children to follow your example to create a pattern around the border of their card stock using the foam stickers.
- GIVE each child a picture of Joseph and distribute glue sticks and crayons. Have the children color the picture and glue it to the card stock.
- SAY, When you look at your picture, you will be reminded of faithfulness and how Joseph was faithful to God. God wants us to be faithful too.

Option 2: Simon Says (10 min)

- SAY, Today we learned that faithfulness is like making a pattern of good choices and actions. You can learn how to make good choices by watching other people who are good examples.
- CONTINUE, When someone is being a good example, they are making good choices that everyone else can see. This is similar to the game Simon Says.
- SAY, We will play Simon Says to help you remember that following a good example can help you to make good choices too. Jesus was our good example in all things.
- LEAD the children in several rounds of this fun game.

Option 3: Pass the Verse (10 min)

Supplies: One ball

Teacher Prep: Use this game to help the children to remember this week's Key Verse.

- SAY, One thing we can be faithful in is memorizing God's Word. When we memorize God's Word, it helps us to love God more and to make good choices.
- CONTINUE, We can use God's Word when we are unsure of what the right choice might be. Throughout the Bible, we can see many examples of God's faithfulness.
- SAY, Today we will play a game that will help us to memorize this week's Key Verse.
- REVIEW the verse several times with the children before beginning the game.

Psalm 36:5: “Lord, your faithful love reaches up to the skies.”

- **INSTRUCT** the children to sit in a circle and to pass the ball to the child on their left. Each child will say one word of the verse when they have the ball.
- **CONTINUE** passing the ball around until the children have reviewed the verse several times.
- **NOTE:** To make this game more challenging, you can increase the speed with which the ball is passed on each round.

Option 4: Let’s Color! (10 min)

Supplies: Crayons or markers, Let’s Color! sheet (one per child)

Teacher Prep: Print and photocopy the Let’s Color! sheet (one per child).

- **GIVE** each child a Let’s Color! sheet.
- **PROVIDE** a selection of crayons and/or markers for the children to share.
- **DISCUSS** this week’s Key Idea as the children color.

Option 5: Praise and Worship (15 min)

“God Is So Good” by Lani Smith

Public domain

CCLI #697979

“Every Promise in the Book Is Mine” by Rick Altizer

© 2007 by Fuseic Music Publishing

CCLI #5016840

Option 6: Act It Out (10 min)

True Blue

Use two puppets, or two class helpers, to act out the following short skit.

Characters

Drew

Mackenzie

Props: Two puppets

Drew: I hope Brad invites me to his birthday party.

Mackenzie: You and Brad have been friends forever. Why wouldn’t he?

Drew: Well, I haven’t been very nice to him lately.

Mackenzie: Why?

Drew: Because he got a new bike and I was feeling jealous. I didn't play with him, and I wouldn't share my snack with him.

Mackenzie: Yeah, that wasn't being a faithful friend.

Drew: What do you mean by faithful?

Mackenzie: Well, a faithful friend is someone who doesn't change just because they are feeling bad.

Drew: Yeah, I feel really bad about the way I treated him.

Mackenzie: I'm sure he will forgive you if you say you're sorry.

Drew: I did. I gave him a picture that said, "I'm sorry." But what if I was too late? What if he decided not to be my friend anymore?

Mackenzie: That would be very sad! But I hope he'll still want to be your friend. No one is perfect except God. We all have to say, "I'm sorry," and try again.

DREW walks away and returns with an envelope in hand.

Drew: Hey, look what came in the mail! It's an invitation to Brad's party. I guess he isn't too mad after all.

Mackenzie: It looks like you can count on Brad to be forgiving.

Drew: Yeah, what a faithful friend. *(pause)* I'm going to buy him the best birthday present ever!

DREW runs off excitedly

STEP 4 | Going Home (5 min)

Supplies: Family Page (one per child)

Teacher Prep: Print and photocopy the Family Page (one per child).

- GIVE each child a copy of this week's Family Page.
- SAY, Give this page to your family when they pick you up. It will remind you to tell your family what you learned today about faithfulness.
- HAVE the children practice telling you the story of Joseph.
- REVIEW this week's Key Verse as well as today's story and Key Idea from the *Believe Storybook Bible* as you wait for the children to get picked up.
- MAKE sure each child remembers to take home any activity sheets or craft projects and the Family Page.
















Let's Color! Name: _____



FAMILY PAGE | Lesson 28:

Faithfulness

Bible Basis: Genesis 37–46; Luke 1:26–38

Key Verse: Psalm 36:5: “Lord, your faithful love reaches up to the skies.”

Key Question: Why is it important to be loyal and committed to God and others?

Key Idea: I can be trusted because I keep my promises to God and others.

Resource: *Believe Storybook Bible*, Chapter 28, “Faithfulness”

How to Use This Page

This week, your family can either read the story from the *Believe Storybook Bible* or read the Bible Basis passages from your Bible to help your child remember the lesson. Use the Table Talk questions below to start a discussion around the dinner table, while driving in the car, or just about anywhere. The Living Faith activity is designed to remind your child of the Bible lesson through a drama or other engaging activity. The Extra Mile idea provides interactive ways for your child to connect with the story.

Table Talk

1. What does it mean to be faithful? (Our friends can depend on us to do what we say we will do and to do what is right)
2. How is God faithful to us? (He loves us; he provides for us through family, friends, food, etc.; he sent his Son, Jesus, to be our Savior)
3. In what ways can we be faithful or dependable at home? (Obeying right away; helping without complaining; doing what we say we are going to do; keeping our promises)
4. How did Joseph act when his brothers did mean things to him? (He remained faithful to God and acted kindly to his brothers; he forgave his brothers) How did God bless Joseph for his faithfulness? (He made him a ruler in Egypt)

Living Faith

Option 1

Try reenacting the story of Joseph at different points in his life to help your child retain this week's lesson. The story of Joseph being sold into slavery is an interesting Bible story that you and your child can learn from together. Allow your child to tie up a stuffed animal and lead it away like Joseph was led away into Egypt. You can also reenact the story of Joseph interpreting Pharaoh's dream. Your child would enjoy watching you pretend to be the great Egyptian king.

Option 2

Visual aids often help children to track their behavior patterns and can be powerful tools to help change unwanted behaviors. Creating a simple chart to help your child improve in an area in which they need to show greater faithfulness can help your child apply the Bible lessons and replace unwanted behaviors with positive behaviors, such as doing chores, taking care of a pet, getting to bed on time. Help your child pinpoint areas that need improvement, and then use a simple chart with stickers to track this behavior daily. Take time to review the chart with your child so he or she can see the pattern of faithful behavior.

Extra Mile

- When children see faithfulness being practiced by their parents, it helps them to understand the importance of faithfulness in their own lives. Ask your children if there is an area in which you need to improve your faithfulness, such as making promises that don't get fulfilled, showing up late for important things, etc. Making yourself accountable to your children will have a huge impact on their personal accountability.
- Many people struggle with remaining faithful to a healthy lifestyle. Choose a healthy family activity that will get your family outdoors and moving around. Make a commitment as a family to be faithful to this activity once a week or so. This will not only improve the health of your family but will also help your child understand the importance of faithfulness in all aspects of our lives.
- Make a special promise to your child this week. Be sure to keep that promise, then use this teaching opportunity to talk about faithfulness—how God always keeps his promises to us and how he loves it when we keep our promises to one another.
- During family prayer time this week, mention the importance of faithfulness to God and others. Talk about ways that you have seen your child model faithful behavior in relationships within and outside the home.