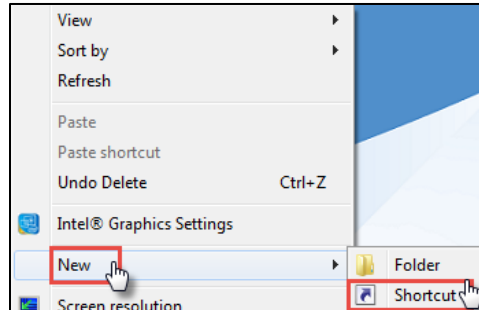
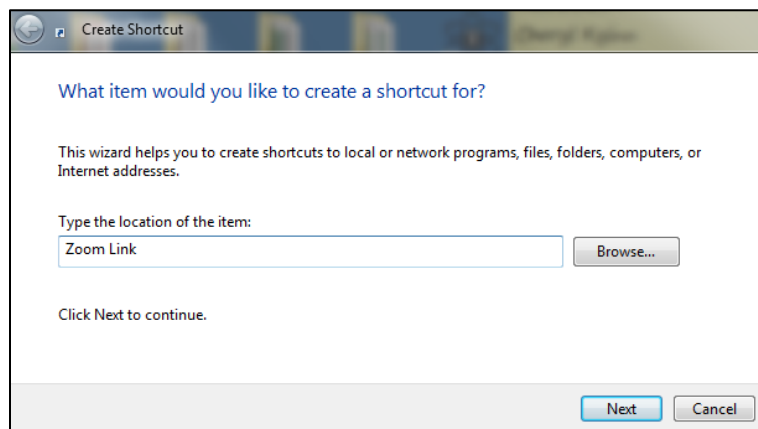


How to create a desktop shortcut for your Zoom Virtual Visit (Windows)

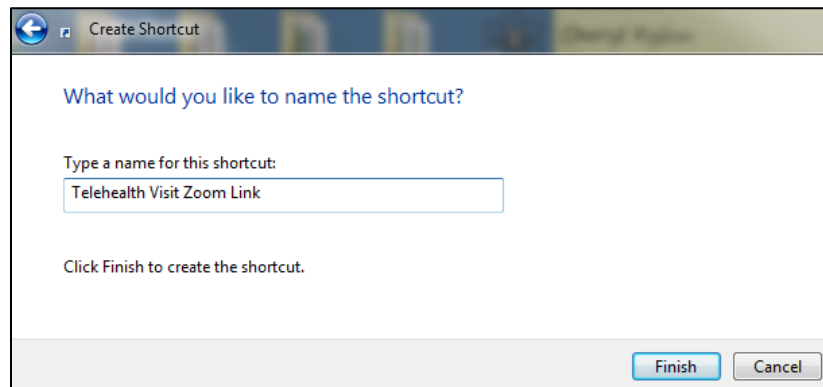
1. **Copy** the Zoom meeting link. (Highlight link and right click using mouse, select copy)
2. Minimize all windows and pages, **right click** on a blank part of the desktop and choose New → Shortcut.



3. **Paste** the copied Zoom link into the 'Type the location of the item' field.



4. Type in the **name of the shortcut** for your Zoom meeting link.



5. Click the **Finish** button to create the shortcut.