

COME CELEBRATE
OUR
50th
ANNIVERSARY

Wednesday
October 27th 2021
at 4:30 PM

2021

**ANNUAL
MEETING**

**Hawley Conference Rooms 1 & 2
Refreshments will be served.**

*Masks worn properly and social distancing will be required.
Cash Door Prize Drawing will be held - must be present to win.*

.....

The Annual Meeting is an important event for all members of the Credit Union to attend. It gives them the opportunity to elect members to the Board of Directors who will guide the Credit Union for the upcoming year. It will also inform the membership of our goals and plans for 2022 and give our financial review. Please remember, the Board of Directors is comprised of members, like yourself, who give freely of their time and efforts on behalf of the entire membership.

.....

The Nominating
Committee has selected
the following individuals
to serve on the Board
of Directors:

1 YEAR TERM
Maureen Parmelee
Mary Jean Terrell

2 YEAR TERM
Harlan Madnick
Matt Kellogg
Anne Ballas

Nominations will be
accepted from the floor.
However, the nominee must
be present to accept the
nomination or submit a signed
letter of acceptance before
the election is held.



We look forward to seeing you there!

2800 Main Street, Bridgeport, CT 06606
phone 475.210.5588 fax 475.210.5855
OnCall24 1.888.427.9404

www.svmcfcu.org

HOURS
Mon, Tue, Wed
8:30am-1:30pm & 2:15pm-4:00pm
Thurs & Fri
7:15am-4:00pm

St. Vincent's Medical Center Federal Credit Union
2800 Main Street, Bridgeport, Ct 06606
Phone (475) 210-5588 Fax (475) 210-5855
ONCALL24 (888) 427-9404
WWW.SVMCFU.ORG



HOLIDAY CLUB TRANSFERS TUESDAY, OCTOBER 12, 2021

All funds in the *Holiday Clubs* will be transferred to members' *Primary Shares* (Suffix-01) on Tuesday, October 12, 2021 and will be available for withdrawal or transfer after 12 Noon on this date.


Should you wish to *stop* the club for 2022, please do so prior to October 11, 2021.

If you would like to *start or increase* your *Holiday Club* deduction for 2022 you may do so at any time after October 4, 2021.

Depositing
a check is
no longer
an errand.



Save a trip to the branch.
Deposit from anywhere.



Mobile Deposit helps you manage your money
from our mobile banking app.

Download the app today.



Members must enroll in online banking in order to use this app.
Talk to a teller for more information.

2800 Main Street • Bridgeport, CT 06606 • Phone 475.210.5588 • www.svmcfcu.org

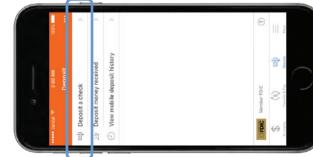
MOBILE DEPOSIT TIPS

- Users must be 18 years of age or older
- Member (and their accounts) must be in good standing
- Maximum amount per check that can be deposited is \$2500.00
- Maximum daily Mobile Deposit Limit is \$2500.00
- Flatten folded or crumpled checks before taking your photos
- Take photos of your check in a well-lit area
- Place the check on a solid, dark background before taking your photos
- You may have to enable the camera on your phone within the Mobile App – done in the settings on your phone

UNACCEPTABLE FOR MOBILE DEPOSIT:

- Item drawn on the same SVMFCFCU account into which you are depositing the check
- Item payable to any person or entity other than you or a joint account holder
- A 3rd party item
i.e. item is made payable to another party and then endorsed over to you
- Item watermarked with “non-negotiable”
- Any incomplete item
- Item drawn on a financial institution in a foreign county
- Item payable to cash
- “Stale dated” item (dated more than 6 months prior to deposit date)
- “Post dated” item (dated after the deposit date)
- Savings Bonds
- Traveler’s Checks
- Money Orders

MOBILE DEPOSIT CHEAT SHEET



Log in and tap the “Deposit” button in the menu bar at the bottom of the screen.

Tap “Deposit a check” from the deposit screen.




Endorse the back of the check and include the words “For Mobile Deposit Only”.

Choose your account & enter the check amount. Tap “Take photos” to proceed.



Take a photo of the front & back of your check, following the instructions on screen.



If you need help taking your photos, tap the question mark in the top right of the screen.

This will bring up instructions to get the best results for the images. The photo will be taken for you.



After taking the photos, tap “Make deposit”. This will confirm the check amount and the correct deposit account. You can check the status of your deposit any time.