

# Non-fusible Disconnect switches



**Non-fusible disconnect switches**  
16A – 3150A, 600V




ABB SwitchLine includes 16 different amperage sizes from 16A to 3150A. The basic construction provides flexibility, safety, and high performance in an extremely compact size. ABB SwitchLine is a perfect choice for all switching applications from industrial motor control to construction safety switches.

### International acceptance

UL listed, CSA approved, IEC rated, CE marked, and most other international standards.

**UL98 (CSA 22.2 No.4)** – UL File # E101914, CSA File #LR58077

*For OT30, OT60, OT100, OT125, OT200, OT400, OT600, OETL-NF800 – OETL-NF2000 switches, OH\_ pistol grip handles*

Suitable for use as motor disconnects or industrial control panel disconnects on service entrance equipment, panelboards, switchboards, industrial control equipment, motor control centers, etc. and are horsepower rated and ampere rated.

**UL508 (CSA 22.2 No. 14)** – UL File # E63822, CSA File #LR58247

*For OT16 – OT80 switches, OH\_ selector handles*

Suitable for use in equipment or machinery as motor controllers & motor disconnects and are horsepower and ampere rated.

### IEC

Tested in accordance to IEC 947-1 and 3, IEC 664, IEC 269, and IEC 204

### CE

Compliance with the European Machine Directive IEC 204 (EN 60204)

## General information

### Selection guide

### OT16F3 – OT160E3




OT16F3 OT25F3 OT40F3



OT63F3 OT80F3



OT30F3 OT60F3 OT100F3



OT160E3

Catalog number	3 pole	OT16F3	OT25F3	OT40F3	OT63F3	OT80F3	OT30F3	OT60F3	OT100F3	OT160E3	
<b>General purpose amp rating</b>	<b>A</b>	<b>16</b>	<b>25</b>	<b>40</b>	<b>60</b>	<b>80</b>	<b>30</b>	<b>60</b>	<b>100</b>	<b>125</b>	
Approvals ①											
	2 pole	N/A	N/A	N/A	N/A	N/A	N/A	N/A	N/A	UL98	
	3 pole	UL508	UL508	UL508	UL508	UL508	UL98	UL98	UL98	UL98	
	4 pole	UL508	UL508	UL508	UL508	UL508	UL98	UL98	UL98	UL98	
<b>Technical ratings – UL, CSA ②</b>											
Max operating voltage	V	600	600	600	600	600	600	600	600	600	
Max horsepower rating											
Three phase											
240V	HP	5	7.5	10	15	20	10	20	30	40	
480V	HP	10	15	20	30	40	20	40	50	75	
600V	HP	10	20	25	30	40	30	40	50	100	
Single phase											
120V	HP	1	1.5	2	2	2	2	3	5	7.5	
240V	HP	2	3	5	5	5	5	7.5	15	20	
<b>Technical ratings – IEC ②</b>											
Rated insulation and operational voltage, AC20 and DC20	V	750	750	750	750	750	750	750	750	750	
Rated thermal current, I <sub>n</sub>											
AC 20/DC 20 open	A	25	32	40	63	80	40	63	115	200	
AC 20/DC 20 enclosed	A	25	32	40	63	80	40	63	115	160	
AC 21A ≤500V	A	16	25	32	63	80	40	63	100	160	
AC 21A ≤690V	A	16	25	32	63	80	40	63	100	160	
Rated operational power AC23											
400/415V	kW	7.5	9	11	22	37	15	18.5	37	75	
690V	kW	7.5	9	11	15	18.5	15	15	37	75	
<b>Physical characteristics</b>											
Weight ③	3 pole	lb	0.24	0.24	0.24	0.59	0.59	0.79	0.79	2.42	
Dimension	3 pole	H	in	2.68	2.68	2.68	3.60	3.60	3.94	3.94	5.00
		W	in	1.38	1.38	1.38	2.07	2.07	2.76	2.76	4.96
		D	in	2.20	2.20	2.20	2.85	2.85	2.95	2.95	2.93
<b>Accessories</b>											
Terminal lug kit		Integral	Integral	Integral	Integral	Integral	Integral	Integral	Integral	Integral	
Terminal shroud		•	•	•	•	•	•	•	•	—	
Auxiliary contact		•	•	•	•	•	•	•	•	•	
Shaft/handle diameter		6mm .24" x .24"	6mm .24" x .24"	6mm .24" x .24"	6mm .24" x .24"	6mm .24" x .24"	6mm .24" x .24"	6mm .24" x .24"	6mm .24" x .24"	6mm .24" x .24"	
Handle UL/NEMA type											
Type 1, 3R, 12		•	•	•	•	•	•	•	•	•	
Type 1, 3R, 4, 4X, 12		•	•	•	•	•	•	•	•	•	
Handle type											
Selector		•	•	•	•	•	—	—	—	—	
Pistol		•	•	•	•	•	•	•	•	•	
Recommended pistol handle length		45 - 65mm	45 - 65mm	45 - 65mm	45 - 65mm	45 - 65mm	45 - 65mm	45 - 65mm	45 - 65mm	65 - 80mm	
Maximum recommended shaft length		290mm	290mm	290mm	290mm	290mm	290mm	290mm	290mm	290mm	
Conversion kits											
6 pole		•	•	•	•	•	•	•	•	•	
Transfer		•	•	•	•	•	•	•	•	•	
Bypass		•	•	•	•	•	•	•	•	•	
Mechanical interlock		•	•	•	•	•	•	•	•	•	
Electrical interlock		—	—	—	—	—	—	—	—	—	

• = Available  
— = Not available


① UL listed switches are also CSA approved.  
② For complete technical information please see page 18.38 – 18.70.  
③ Switch only.

# General information

## Selection guide

### OT200 – OT600 & OETL-NF800A – OETL-NF3150

Disconnect  
switches  
Non-fusible



Catalog number	3 pole	OT200U03	OT400U03	OT600U03	OETL-NF800A	OETL-NF1200	OETL-NF1600	OETL-NF2000	OETL-NF3150
<b>General purpose amp rating</b>	<b>A</b>	<b>200</b>	<b>400</b>	<b>600</b>	<b>800</b>	<b>1200</b>	<b>1600</b>	<b>2000</b>	<b>3150</b>
Approvals ①									
	2 pole	N/A	N/A	UL98 & IEC	UL98 & IEC	UL98 & IEC	UL98 & IEC	UL98 & IEC	IEC
	3 pole	UL98 & IEC	UL98 & IEC	UL98 & IEC	UL98 & IEC	UL98 & IEC	UL98 & IEC	UL98 & IEC	IEC
	4 pole	UL98 & IEC	UL98 & IEC	UL98 & IEC	IEC	IEC	IEC	IEC	IEC
<b>Technical ratings – UL, CSA ②</b>									
Max operating voltage	V	600	600	600	600	600	600	600	600
Max horsepower rating									
Three phase									
240V	HP	75	125	200	250	—	—	—	—
480V	HP	150	250	450	500	—	—	—	—
600V	HP	200	350	500	600	—	—	—	—
Single phase									
120V	HP	—	—	—	—	—	—	—	—
240V	HP	—	—	—	—	—	—	—	—
<b>Technical ratings – IEC ③</b>									
Rated insulation and operational voltage. AC20 and DC20	V	1000	1000	1000	1000	1000	1000	1000	1000
Rated thermal current, I <sub>th</sub>									
AC 20/DC 20 open	A	250	400	800	1250	1600	2500	2500	3150
AC 20/DC 20 enclosed	A	250	400	800	1250	1600	2300	2300	2600
AC 21A ≤500V	A	250	400	800	1250	1600	2500④	2500④	3150④
AC 21A ≤690V	A	250	400	800	1250	1600	2500④	2500④	3150④
Rated operational power AC23									
400/415V	kW	132	220	400	400	400	400	400	400
690V	kW	240	355	800	—	—	—	—	—
<b>Physical characteristics</b>									
Weight ③ 3 pole	lb	2.9	5.7	11.4	35.9	38.55	127.7	127.7	127.7
Dimension 3 pole									
H in		6.69	8.66	10	19.09	19.09	25.04	25.04	25.04
W in		6.67	8.7	10.64	14.29	14.29	18.43	18.43	18.43
D in		3.30	3.35	5.56	4.92	4.92	10.67	10.67	10.67
<b>Accessories</b>									
Terminal lug kit		OZXA-200	OZXA-400	OZXA-800	OZXA-30	OZXA-28	OZXA-28	OZXA-28/2	OZXA-28/2
Terminal shroud		•	•	•	•	•	—	—	—
Auxiliary contact		•	•	•	•	•	•	•	•
Shaft/handle diameter		6mm .24" x .24"	12mm .47" x .47"	12mm .47" x .47"	12mm .47" x .47"	12mm .47" x .47"	12mm .47" x .47"	12mm .47" x .47"	12mm .47" x .47"
Handle UL/NEMA type									
Type 1, 3R, 12		•	•	•	•	•	•	•	•
Type 1, 3R, 4, 4X, 12		•	•	•	•	•	•	•	•
Handle type									
Selector		—	—	—	—	—	—	—	—
Pistol		•	•	•	•	•	•	•	•
Recommended pistol handle length		65 - 80mm	125 - 175mm	125 - 175mm	125 - 175mm	125 - 175mm	125 - 175mm	125 - 175mm	125 - 175mm
Maximum recommended shaft length		290mm	595mm	595mm	595mm	595mm	595mm	595mm	595mm
Conversion kits									
6 pole		•	•	•	•	•	—	—	—
Transfer		•	•	•	•	•	—	—	—
Bypass		•	•	•	•	•	—	—	—
Mechanical interlock		•	•	•	•	•	•	•	•
Electrical interlock		•	•	•	•	•	•	•	•

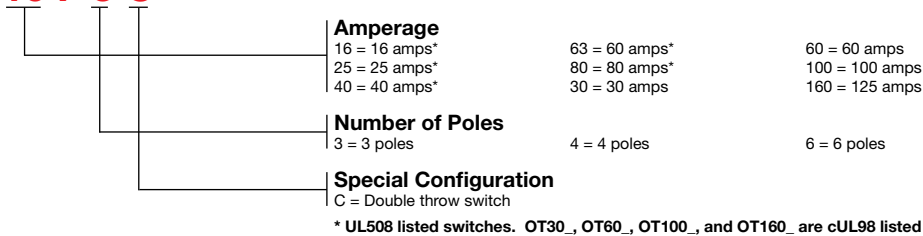
S = Standard feature  
• = Available  
— = Not available

① UL listed switches are also CSA approved.  
② For complete technical information please see page 18.38 – 18.70.  
③ Switch only  
④ IEC 947-3 Utilization Category B, Infrequent operation

### Standard part number designation ①

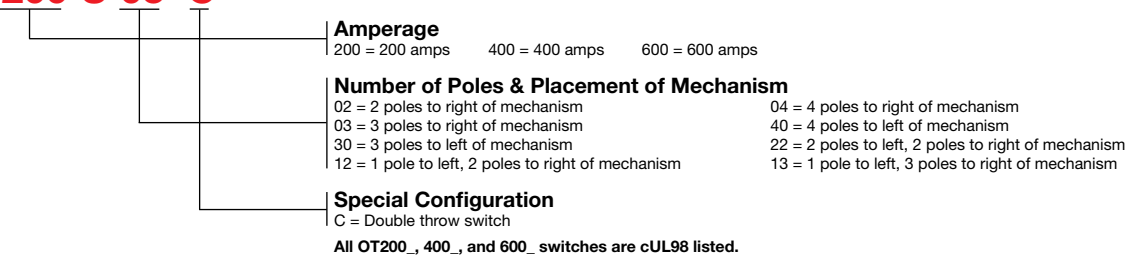
#### Non-Fusible OT Switches (16 to 125A)

#### OT 16 F 3 C



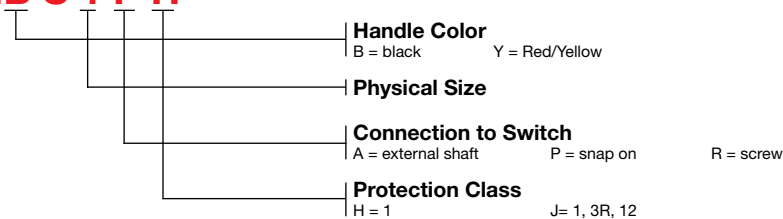
#### Non-Fusible OT Switches (200A and above)

#### OT 200 U 03 C



#### Selector Handles

#### OHB S 1 P H



18

#### Pistol Handles

#### OHB 65 J 6 E011



① Part designation keys are provided for reference only. Not all variations or configurations are available.


## Base & DIN rail mounted ① 16A - 3150A

Disconnect  
switches  
Non-fusible

For a complete assembly,  
please select one of each:

- 1 switch (pg. 18.5)
- 1 handle (pg. 18.6)
- 1 shaft (pg. 18.7)
- 1 terminal lug kit (pg. 18.9)

(Lug kits only necessary on switches 200A and above)



OT200U03



OXP6X210



OHB80J6



OZXA-200

	UL general purpose amp rating	IEC AC21 amp rating	2 Pole		3 Pole		4 Pole ②		6 Pole ③	
			Catalog number	List price	Catalog number	List price	Catalog number	List price	Catalog number	List price
UL 508	16	16	—	—	OT16F3	\$ 66	—	—	OT16F6	\$ 192
	25	25	—	—	OT25F3	72	—	—	OT25F6	204
	40	40	—	—	OT40F3	76	—	—	OT40F6	212
	60	63	—	—	OT63F3	100	—	—	OT63F6	260
	80	80	—	—	OT80F3	120	—	—	OT80F6	300
UL 98	30	40	—	—	OT30F3	150	—	—	OT30F6	360
	60	63	—	—	OT60F3	175	—	—	OT60F6	410
	100	115	—	—	OT100F3	200	—	—	OT100F6	460
	125	160	—	—	OT160E3	420	—	—	—	—
	200	250	OT200U02	\$ 560	OT200U03	620	OT200U04	\$ 780	—	—
					OT200U30	620	OT200U40	780	—	—
					OT200U12	620	OT200U22	780	—	—
	400	630	OT400U02	1,280	OT400U03	1,420	OT400U04	1,800	—	—
					OT400U30	1,420	OT400U40	1,800	—	—
					OT400U12	1,420	OT400U22	1,800	—	—
	600	800	OT600U02	2,000	OT600U03	2,200	OT600U04	2,800	—	—
					OT600U30	2,200	OT600U40	2,800	—	—
					OT600U12	2,200	OT600U22	2,800	—	—
	800	OETL-NF800A2SW	2,600	OETL-NF800ASW	4,200	OETL-NF800A4SW	5,200	—	—	
	1200	OETL-NF12002SW	6,200	OETL-NF1200SW	6,800	OETL-NF12004SW	8,600	—	—	
	1600	OETL-NF16002SW	14,800	OETL-NF1600SW	16,400	OETL-NF16004SW	20,500	—	—	
	2000	OETL-NF20002SW	15,500	OETL-NF2000SW	17,200	OETL-NF20004SW	21,500	—	—	
	3150 ④	OETL-NF31502SW	17,000	OETL-NF3150SW	18,900	OETL-NF31504SW	23,600	—	—	

### Bulk packed 3 Pole, 600V Switches

	UL general purpose amp rating	IEC AC21 amp rating	Bulk pack Quantity	Catalog number	List price
UL508	16	16	50	OT16F3/B	<b>Consult factory</b>
	25	25	50	OT25F3/B	
	40	40	50	OT40F3/B	
	60	63	50	OT63F3/B	
	80	80	50	OT80F3/B	
UL98	30	40	25	OT30F3/B	<b>Consult factory</b>
	60	63	25	OT60F3/B	
	100	115	25	OT100F3/B	
	125	160	10	OT160E3/B	

① Above 125A, base mount with screws only.


② A snap on fourth pole may be added on 16-125A switches. Reference pg. 18.9.

③ For a 6 or 8 pole switch 200 amp and above, a conversion mechanism accessory kit can be used with two 3 or 4 pole switches. Reference pg. 18.10.

④ Vertical busbar provided as standard on OETL-NF1600-OETL-NF3150 switches. For alternate back or edgewise mounting busbar, reference pg. 18.10.

Disconnect  
switches  
Non-fusible

## Standard handles & shafts ①②



### Recommended handles & shafts

Switch	Shaft diameter	Recommended standard pistol handle length	Maximum recommended shaft length
OT16 - 100	6x6 mm - .24 x .24"	45 - 65 mm	290 mm
OT160 - 200	6x6 mm - .24 x .24"	65 - 80 mm	290 mm
OT400 - 600	12x12 mm - .47 x .47"	125 - 175 mm	595 mm
OETL-NF800 - 3150	12x12 mm - .47 x .47"	125 - 175 mm	595 mm

### Selector handles — for use with .24 x .24" (6mm) OXS6X shafts

UL/NEMA Type	IEC type	Color	Marking	Defeatable	Padlockable	Weight (lbs)	Catalog number	List price
1	IP54	Black	O/I & Off/On	—	—	0.09	OHBS1AH1 ③	\$ 22
					Yes	0.12	OHBS3AH1 ③	24
1, 3R, 12	IP65	Black	O/I & Off/On	—	Yes	0.16	OHBS2AJ1	28
				Yes	Yes	0.16	OHBS2AJ	30

### Pistol handles — for use with .24 x .24" (6mm) OXP6X shafts

UL/NEMA Type	IEC type	Color	Marking	Length in/mm	Defeatable	Padlockable	Weight (lbs)	Catalog number	List price
1, 3R, 12	IP65	Black	O/I & Off/On	2.6/65	Yes	Yes	0.29	OHB65J6	\$ 80
				3.1/80	Yes	Yes	0.30	OHB80J6	90
1, 3R, 12, 4, 4X	IP66	Black	O/I & Off/On	3.1/80	Yes	Yes	0.30	OHB80L6	130
1, 3R, 12, 4, 4X	IP66	316L Stainless steel	O/I & Off/On	2.6/65	Yes	Yes	1.60	OHM65L6	750
1, 3R, 12	IP65	Black w/ 316 stainless hasp	O/I & Off/On	2.6/65	Yes	Yes	0.31	OHB65J6EH	250
1, 3R, 12, 4, 4X	IP66	Black w/ 316 stainless hasp	O/I & Off/On	2.6/65	Yes	Yes	0.31	OHB65L6EH	290

### Pistol handles — for use with .47 x .47" (12mm) OXP12X shafts

UL/NEMA Type	IEC type	Color	Marking	Length in/mm	Defeatable	Padlockable	Weight (lbs)	Catalog number	List price
1, 3R, 12	IP65	Black	O/I & Off/On	4.9/125	Yes	Yes	0.39	OHB125J12	\$ 90
				5.7/145	Yes	Yes	0.39	OHB145J12	90
				6.9/175	Yes	Yes	0.41	OHB175J12	100
1, 3R, 12, 4, 4X	IP66	Black	O/I & Off/On	5.7/145	Yes	Yes	0.39	OHB145L12	130
1, 3R, 12, 4, 4X	IP66	Black	O/I & Off/On	6.9/175	Yes	Yes	0.41	OHB175L12	140
1, 3R, 12, 4, 4X	IP66	Metal	Off/On	8.7/220	--	Yes	1.50	YASDA-8	190
1, 3R, 12, 4, 4X	IP66	316L Stainless steel	O/I & Off/On	4.9/125	Yes	Yes	1.70	OHM125L12	900
				6.9/175	Yes	Yes	1.80	OHM175L12	1,100
				275	Yes	Yes	2.10	OHM275L12	1,200
1, 3R, 12	IP65	Black w/ 316 stainless hasp	O/I & Off/On	4.9/125	Yes	Yes	0.44	OHB125J12EH	280
				6.9/175	Yes	Yes	0.46	OHB175J12EH	330
1, 3R, 12, 4, 4X	IP66	Black w/ 316 stainless hasp	O/I & Off/On	4.9/125	Yes	Yes	0.44	OHB125L12EH	330
				6.9/175	Yes	Yes	0.46	OHB175L12EH	390

### Direct mount handle

Description	For use on	Color	Padlockable	Weight	Catalog number	List price
Mounts directly on switch. No shaft necessary	OT16-40	Black	Yes	0.05	OHBS12 ④	\$ 17
	OT63-80				OHBS2 ④	
	OT30-100					
Mounts directly on switch. No shaft necessary	OT160	Black	Yes	0.05	OHB13	22
Up to 3 padlocks in OFF-position, includes shaft and mechanism	OT200	Black	Yes	0.22	OTV250EK	105
	OT400	Black	Yes	0.44	OTV400EK	130
	OT600	Black	Yes	0.66	OTV800EK	155
Mounts on shaft	OT400-OETL NF800	Metal	No	0.78	YASDA-33	155
	OETL-NF1200-OETL-NF3150	Metal	No	0.80	YASDA-34	180

① Red/Yellow handles are available by substituting the OHB prefix with OHY.

② All handles are plastic unless otherwise noted as metal or stainless steel.

③ Not recommended for use on OT30-100.


④ Suitable for 3 & 4 pole versions only. Not for use with 6 or 8 pole or double throw configurations.

# Standard handles & shafts


Disconnect  
switches  
Non-fusible




## Shafts for use with selector handles – .24 x .24" (6x6 mm)

Shaft length (in/mm)	 Maximum Mounting Depth (inches) ①					Weight	Catalog number	List price
	OT16F3, OT25F3, OT40F3		OT63F3, OT80F3		OT30F3, OT60F3, OT100F3			
	OH_1_ & OH_3_	OH_2_	OH_1_ & OH_3_	OH_2_	OH_2_			
3.3/85	5.0	4.3	5.6	5.0	5.0	0.07	OXS6X85	<b>\$ 4</b>
4.1/105	5.8	5.1	6.4	5.8	5.8	0.07	OXS6X105	<b>4</b>
4.7/120	6.4	5.8	7.0	6.4	6.4	0.08	OXS6X120	<b>4</b>
5.1/130	6.7	6.1	7.4	6.8	6.8	0.08	OXS6X130	<b>6</b>
7.1/180	8.7	8.1	9.4	8.7	8.7	0.11	OXS6X180	<b>6</b>
9.8/250	11.5	10.8	12.1	11.5	9.9	0.13	OXS6X250	<b>12</b>
13/330	14.6	14.0	15.3	14.7	14.6	0.17	OXS6X330	<b>20</b>

## Shafts for use with pistol handles – .24 x .24" (6x6 mm)

Shaft length (in/mm)	 Maximum Mounting Depth (inches)					Weight	Catalog number	List price
	OT16F3 - OT40F3	OT63F3-OT80F3	OT30F3-OT100F3	OT160E3	OT200			
5.2/130	5.9	6.4	6.7	6.0	6.5	0.08	OSP6X130	<b>\$ 12</b>
5.9/150	6.7	7.4	7.0	6.7	7.2	0.09	OSP6X150	<b>12</b>
8.3/210	9.1	9.7	9.8	9.1	9.6	0.13	OSP6X210	<b>16</b>
11.4/290	12.2	12.8	12.9	12.2	12.7	0.18	OSP6X290	<b>20</b>
14.2/360	14.9	13.8	15.6	15.0	15.5	0.23	OSP6X360	<b>24</b>
16.9/430	17.6	18.3	18.3	17.8	18.2	0.27	OSP6X430	<b>28</b>

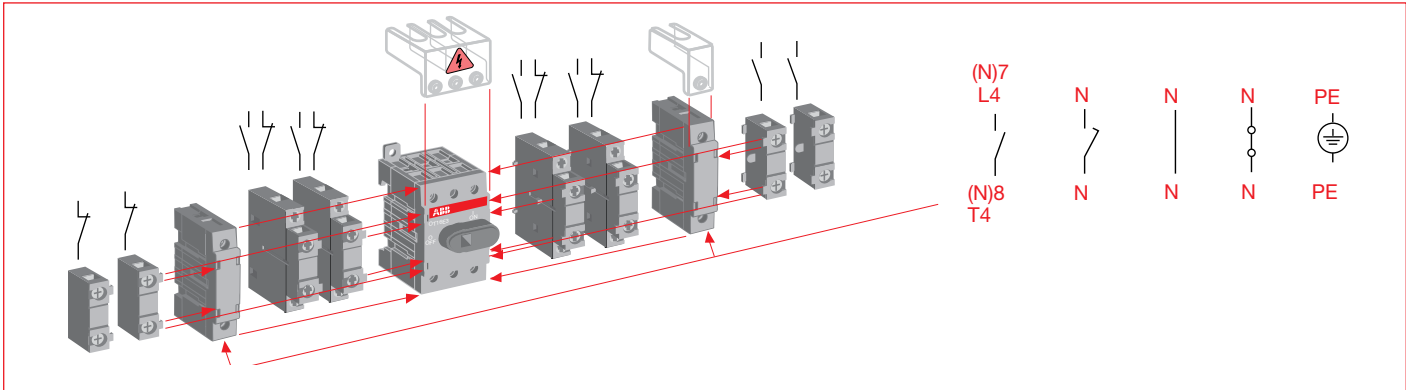
## Shafts for use with pistol handles – .47 x .47" (12x12 mm)

Shaft length (in/mm)	 Maximum Mounting Depth (inches)				Weight	Catalog number	List price
	OT400	OT600	OETL-NF800 – OETL-NF1200	OETL-NF1600-OETL-NF3150			
11.0/280	13.3	14.6	14.5	—	0.77	OSP12X280	<b>\$ 36</b>
12.8/325	15.0	16.4	16.3	20.9	0.90	OSP12X325	<b>40</b>
15.6/395	20.5	19.1	19.1	23.6	1.10	OSP12X395	<b>44</b>
18.3/465	21.9	21.8	21.9	26.3	1.32	OSP12X465	<b>48</b>
21.1/535	22.8	24.6	24.6	29.1	1.54	OSP12X535	<b>52</b>

① Mounting depth is distance from the outside of the door to the disconnect switch mounting plate. Shaft can be cut to desired length.



## Standard non-fusible accessories Base and DIN rail mounted switches



### Auxiliary contacts — snap-on mounting ①

Description	For Use On	Weight	AC Thermal amp rating	AC rated voltage	Catalog number	List price
1 N.O.	OT16-100, OT200-600	0.07	10	600	OA1G10	\$ 20
1 N.C.	OT16-100 OT200-600	0.07 0.07	10 10	600 600	OA1G01 OA3G01	20 20
1 N.O. & 1 N.C.	OT16-160	0.07	10	600	OA2G11	40
Mounting Base - required for OA2G11 on OT160	OT160	0.06	-	-	OAZX1	20
Module for auxiliary contacts	OT200-600	0.1	-	-	OEA28	50

### Auxiliary contacts — top mounting

Description	For Use On	Weight	AC Thermal amp rating	AC rated voltage	Catalog number	List price
1 N.O.	OEZNP1	0.07	10	600	OBEA-10	\$ 28
1 N.C.	OT160	0.07	10	600	OBEA-01	28
1 N.O. gold plated ②	OEZNP1 & OT160	0.07 0.07	10 10	600 600	OBEA-10AU OBEA-01AU	56 56
Mounting Base - required for OBEA_	OBEA_ contacts used with OT160	0.06	-	-	OEZNP1	20
1 pkg. of 10 blank numbering labels for OBEA_ ③	OT160 OT160	- -	- -	- -	OBEA-ZX10 OBEA-ZX01	32 32

### Auxiliary contacts — front mounting ④

Description	For Use On	Weight	AC Thermal amp rating	AC rated voltage	Catalog number	List price
1 N.O. + 1 N.C.	OETL-NF800 through OETL-NF3150	0.2	10	600	OZXK-1	\$ 100
2 N.O. + 2 N.C.		0.26	10	600	OZXK-2	170
4 N.O. + 4 N.C.		0.4	10	600	OZXK-3	340
2 N.O.	OETL-NF3150	0.18	10	600	OZXK-4	100
4 N.O.		0.25	10	600	OZXK-5	170
8 N.O.		0.4	10	600	OZXK-6	340

### Mounting & installation considerations

OT16-100	OA1G10 (1 N.O.) mounts on right side of switch only OA1G01 (1 N.C.) mounts on left side of switch only OA2G11 (1 N.O. & 1 N.C.) mounts on left of right side of switch Maximum two contacts on each side of switch
OT160	Accepts four contacts maximum Mounting base always required Maximum two side mounted contacts on each side of switch. One mounting base required for each side
OT200-600	Maximum 8 auxiliary contact blocks with the OEA28 module Maximum 4 auxiliary contact blocks mounting under the mechanisms

① UL file #E83510

② Type \_AU for low energy applications. The contacts are gold plated, AC & DC ratings - Maximum: A600 & P600; Minimum: 12V, 1mA; 5V; 2mA

③ Numbering stickers required if several OBEA contacts are used in the same installation.

④ UL File #E5707



# Standard non-fusible accessories

## Base & DIN rail mounted switches

Disconnect  
switches  
Non-fusible



### Additional poles ①

#### Power poles

Only one power pole per switch: mounts on left or right side of switch

Description	For use on	Weight	AC Thermal amp rating	AC rated voltage	Catalog number	List price
Fourth Pole 	OT16-OT40	0.07	40	600	OTPS40FPN1	\$ 36
	OT30-OT60	0.13	60		OTPS60FP	46
	OT63-OT80	0.13	80		OTPS80FP	44
	OT100-OT160	0.31	100		OTPS125FP	54
Late-break/ early-make 	OT16-OT40	0.07	40	600	OTPL40FP	36
	OT30-OT60	0.13	60		OTPL60FP	46
	OT63-OT80	0.13	80		OTPL80FP	44
	OT100-OT160	0.31	100		OTPL125FP	54

### Terminal poles

Switch accepts one terminal pole per side: mounts on left or right side of switch

Description	For use on	Weight	AC Thermal amp rating	AC rated voltage	Catalog number	List price
Solid neutral 	OT16-OT40	0.07	40	600	OTPN40FP	\$ 20
	OT63-OT80	0.13	80		OTPN80FP	36
	OT30-OT100	0.31	100		OTPN125FP	50
Detachable Neutral 	OT16-OT40	0.07	40	600	OTPD40FP	28
	OT30-OT60	0.13	60		OTPD60FP	38
	OT63-OT80	0.13	80		OTPD80FP	36
	OT100-OT160	0.31	60		OTPD125FP	50
Ground Terminal 	OT16-OT40	0.07	40	600	OTPE40FP	20
	OT30-OT60	0.13	60		OTPE60FP	38
	OT63-OT80	0.13	80		OTPE80FP	36
	OT30-OT160	0.31	100		OTPE125FP	50

### Terminal lugs ②

For Use On	Wire Size	Wire Type	Lugs/Kit	Weight (lbs)	Catalog number	List price
OT200	#4 - 300 kcmil	Cu/Al	6	0.50	OZXA-200	\$ 80
	#4 - 300 kcmil		3	0.25	OZXA-200/3	40
	(6) 14-6 AWG		3	0.25	OZXA-206T	200
OT400	#2 - 600 kcmil	Cu/Al	6	0.50	OZXA-400	190
	#2 - 600 kcmil		3	0.25	OZXA-400/3P	100
	(2) #4 - 300 kcmil		6	0.50	OZXA-402	210
	(6) #14 - 6 AWG		3	0.50	OZXA-406	270
OT600	(2) #2 - 600 kcmil	Cu/Al	6	0.50	OZXA-800	360
	(2) #2 - 600 kcmil		3	0.50	OZXA-800/3	180
OETL-NF800A	(2) #2 - 600 kcmil	Cu/Al	6	6.90	OZXA-30	740
	(2) #2 - 600 cmil		3	3.45	OZXA-30/3P	370
	(8) 2/0 + (2) #2 - 600 kcmil ③		3	6.90	OZXA-32	600
OETL-NF1200-1600	(4) #2 - 600 kcmil	Cu/Al	6	10.44	OZXA-28	1,000
	(4) #2 - 600 kcmil		3	5.22	OZXA-28/3	500
	(8) 2/0 + (2) #2 - 600 kcmil ③		3	10.44	OZXA-32	600
OETL-NF2000-3150	(8) #2 - 600 kcmil	Cu/Al	12	20.88	OZXA-28/2	2,000

### Terminal shrouds

Description	For Use On	Weight	Catalog number	List price
3 pole includes one shroud for line or load side	OT16-OT40	0.02	OTS40T3	\$ 8
	OT63-OT80	0.02	OTS80T3	20
	OT30-OT100	0.02	OTS125T3	20
4th pole includes one shroud for line or load side	OTPS40FPN1	0.03	OTS40T1	4
	OTPS80FP	0.03	OTS80T1	6
	OTPS125FP	0.03	OTS125T1	10
3 pole long type shrouds	OT200	0.2	OTS250G1L/3	50
3 pole short type shrouds		0.13	OTS250G1S/3	50
4 pole long type shrouds		0.26	OTS250G1L/4	65
4 pole short type shrouds		3.18	OTS250G1S/4	65
3 pole includes one shroud for line or load side ④		OT400	0.33	OTS403
	OT600	0.33	OTS603	190
3 pole includes one shroud for line or load side ④	OETL-NF800A	0.88	OETL-ZX800A	180
	OETL-NF1200	1.2	OETL-ZX119	220

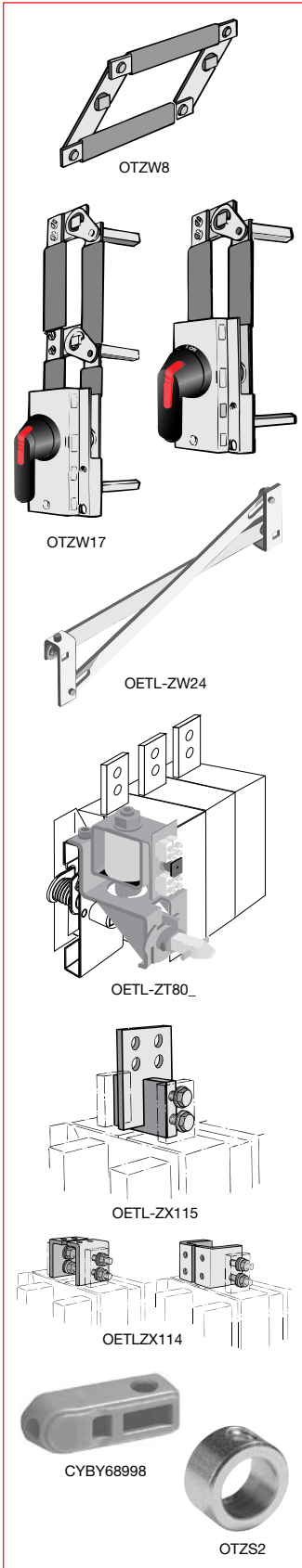
① Switches accept only one power pole or one terminal pole per side. Only one power pole per switch.

② Lugs are integral to the switch for 16-125A. No separate lug kit accessory is required.

③ A load side distribution lug eliminates the need to purchase, install and wire a separate distribution block.

④ For 4 pole shrouds, please consult factory.

## Standard non-fusible accessories Base and DIN rail mounted switches



### Conversion Mechanisms

Mechanism Type	For use on	Weight	UL/Nema Type	Catalog number	List price
6 or 8 pole mechanisms	OT16-100	0.33	-	OTZW8	<b>\$ 60</b>
	OT160	1.52	-	OETL-ZK19	<b>40</b>
	OT200	1.52	-	OESA-ZW2	<b>220</b>
	OT400 – OETL-NF1200	2.42	-	OETL-ZW9	<b>260</b>
Double throw mechanisms	OT16 - 160	2.20	1, 3R, 12 1, 3R, 12, 4, 4X	OESA-ZW1 OESA-ZW1X	<b>300</b> <b>340</b>
	OT200	2.20	1, 3R, 12 1, 3R, 12, 4, 4X	OTZW25 OTZW25X	<b>790</b> <b>840</b>
	OT400 – OETL-NF1200	10.10	1, 3R, 12, 4, 4X	OETL-ZW12	<b>560</b>
Bypass mechanisms	OT16-OT100	1.54	1, 3R, 12 1, 3R, 12, 4, 4X	OTZW17 OTZW17X	<b>340</b> <b>380</b>
	OT200	7.28	1, 3R, 12	OTZW26	<b>950</b>
	OT400 – OETL-NF1200	8.81	1, 3R, 12, 4, 4X	OETL-ZW13	<b>560</b>
Mechanical interlock mechanisms	OT16-OT100	0.33	-	OETL-ZW24	<b>80</b>
	OT160-200	0.55	-	OTZW10	<b>100</b>
	OT400 – OETL-NF800	1.26	-	OETL-ZW3	<b>140</b>
	OETL-NF1200 – OETL-NF3150	2.64	-	OETL-ZW15	<b>160</b>

### Miscellaneous Accessories & Replacement Parts

#### Shaft Accessories

Accessory Type	Description	For Use On	Weight	Catalog number	List price
Shaft Adapter	Adapts one end of a 6mm shaft to 12mm (use with shaft extension coupler)	6mm shafts	0.20	OETL-ZK19	<b>\$ 40</b>
Shaft Extension Coupler	Joins two shafts together for applications where extended length is required	6mm shafts	0.26	OESA-ZX167	<b>56</b>
		12mm shafts	0.26	OETL-ZX95	<b>100</b>
Shaft Guide	Fits all pistol grip handles, mounts on the inside of the enclosure door with provided hardware	pistol handles	-	OHZX10	<b>12</b>

#### Busbar Connections

Accessory Type	Description	For Use On	Weight	Catalog number	List price
Busbar Connections	Vertical, back or edgewise mounting ①	OETL-NF1600 – 3150	46.2	OETL-ZX115	<b>\$ 3,916</b>
			31.0	OETL-ZX114	<b>2,820</b>

#### Locking Accessories

Accessory Type	Description	For Use On	Weight	Catalog number	List price
Cam Attachment	For Kirk Key, Castell, Low & Fletcher and Ronis interlock. For adapting to the interlock system. The interlock is not included.	12mm shafts	0.29	OETL-ZW5	<b>\$ 190</b>
Electrical Interlock	Closed circuit principle for interlocking the switch movement. When the coil circuit is dead, A-types cannot be operated to O-position and L-types cannot be operated to ON- or OFF-position. Coil voltages 110VAC, 220 VAC, 24VDC, 48VDC, 60VDC, 110VDC, 220VDC, P - 15W U = 0.7 - 1.1 Un (U = coil voltage, Un = nominal voltage)	OETL-NF800 – 3150A	2.42	OETL-ZT80AΔ OETL-ZT80LΔ	<b>1280</b> <b>1220</b>

Δ = Coil Voltage

#### Replacement Parts

Accessory Type	Description	For Use On	Catalog number	List price
Metal collar	Replaces original black knob for locking shaft in place	OT16-200	OTZS2	<b>13</b>
Set Screw	Set screw for use with knob or collar	OT16-100	FLSWM5X8AX	<b>2</b>
		OT200	FLSWM5X6X	<b>2</b>

① Vertical busbar is provided as standard on OETL-NF1600 through OETL-NF3150 switches.

## Door mounted ① 16 - 100A

Disconnect  
switches  
Non-fusible

For a complete assembly,  
please select one of each: ②

1 switch (pg. 18.11)

1 handle (pg. 18.11)



OT63FT3



OHBS2RJ

	UL general purpose amp rating	IEC AC21 amp rating	3 Pole ③		Bulk packs		
			Catalog number	List price	Bulk pack quantity	Bulk pack Catalog number	List price
UL508	16	16	OT16FT3	<b>\$ 70</b>	50	OT16FT3/B	<b>Consult factory</b>
	25	25	OT25FT3	<b>76</b>	50	OT25FT3/B	
	40	40	OT40FT3	<b>80</b>	50	OT40FT3/B	
	60	63	OT63FT3	<b>104</b>	50	OT63FT3/B	
	80	80	OT80FT3	<b>124</b>	50	OT80FT3/B	
UL98	30	40	OT30FT3	<b>154</b>	25	OT30FT3/B	
	60	63	OT60FT3	<b>179</b>	25	OT60FT3/B	
	100	115	OT100FT3	<b>204</b>	25	OT100FT3/B	

### Selector handles for door mounted switches

UL/NEMA Type	IEC Type	Color	Defeatable	Padlockable	Weight (lbs)	Catalog number	List price
<b>Snap-on Mounting - for use on OT16FT3 - OT40FT3</b>							
1	IP54	Black	—	—	0.10	OHBS1PH	<b>\$ 22</b>
				Yes	0.13	OHBS3PH	<b>24</b>
1, 3R, 12	IP65	Black	—	Yes	0.17	OHBS2PJ	<b>28</b>
<b>Screw mounting - for use on OT16FT3 - OT100FT3. For OT30, OT60, and OT100 use OH_ _2_ only</b>							
1	1P54	Black	—	—	0.11	OHBS1RH	<b>\$ 22</b>
				Yes	0.14	OHBS3RH	<b>24</b>
1, 3R, 12	IP65	Black	—	Yes	0.18	OHBS2RJ	<b>28</b>

### Pistol grip handle adapter ④

Description	For use on	Weight (lbs)	Catalog number	List price
Adapter piece for pistol grip handle	OT30-100	0.18	OHZSX6	<b>\$ 20</b>

Includes hardware and shaft for pistol grip handles. Pistol handle must be ordered separately (see pg. 18.6)

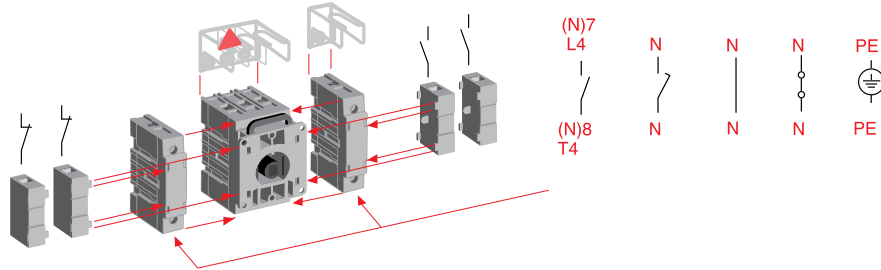
① Door mounted switches do not provide door interlock

② Door mounted switches do not require shafts

③ A snap on fourth pole may be added - please reference accessories pg. 18.8

④ The environmental rating of the pistol handle derates to NEMA 1 when used in conjunction with the OHZSX6 adapter.

## Standard non-fusible accessories Door mounted switches



### Auxiliary contacts ① — snap-on mounting

Description	For use on:	Weight (lbs)	AC thermal amp rating	AC rated voltage	Catalog number	List price
1 N.O. mounts on right hand side of switch	OT16 – OT100	0.07	10	600	OA1G10	\$ 20
1 N.C. mounts on left hand side of switch		0.07	10	600	OA1G01	20

Max. two contacts on each side of switch.

### Power poles

Switch accepts one terminal pole per side: mounts on left or right side of switch

Description	For use on:	Weight (lbs)	AC thermal amp rating	AC rated voltage	Catalog number	List price
Fourth pole	OT16, OT25, OT40	0.07	40	600	OTPS40FDN1	\$ 36
	OT30-OT60	0.13	60		OTPS60FD	46
	OT63, OT80	0.13	80		OTPS80FD	44
	OT100	0.20	100		OTPS125FD	54
Late-break/early-make	OT16, OT25, OT40	0.07	40	600	OTPL40FD	36
	OT63, OT80	0.13	80		OTPL80FD	44
	OT100	0.20	100		OTPL125FD	54

### Terminal poles

Switch accepts one terminal pole per side: mounts on left or right side of switch


Description	For use on:	Weight (lbs)	AC thermal amp rating	AC rated voltage	Catalog number	List price
Solid neutral	OT16, OT25, OT40	0.07	40	600	OTPN40FD	\$ 20
	OT30-OT60	0.13	60		OTPN60FD	38
	OT63, OT80	0.13	80		OTPN80FD	36
	OT100	0.20	100		OTPN125FD	50
Detachable neutral	OT16, OT25, OT40	0.07	40	600	OTPD40FD	28
	OT30-OT60	0.13	60		OTPD60FD	38
	OT63, OT80	0.13	80		OTPD80FD	36
Ground terminal	OT16, OT25, OT40	0.07	40	600	OTPE40FD	20
	OT30-OT60	0.13	60		OTPE60FD	38
	OT63, OT80	0.13	80		OTPE63FD	NF
	OT100	0.20	100		OTPE125FD	50

### Terminal shrouds — snap-on mounting for line or load side ②


Description	For use on:	Weight (lbs)	Catalog number	List price
3 pole includes one shroud for line or load side	OT16, OT25, OT40	0.02	OTS40T3	\$ 8
	OT63, OT80	0.02	OTS80T3	20
	OT30, OT60, OT100	0.02	OTS125T3	20
4th pole includes one shroud for line or load side	OTP_40FD	0.02	OTS40T1	4
	OTP_80FD	0.02	OTS80T1	6
	OTP_125FD	0.02	OTS125T1	10

① UL File # E83510

② ABB switches are IP20 touchsafe as standard. Shrouds provide an extra degree of protection.



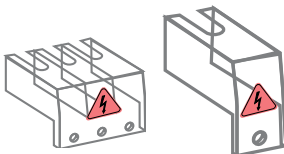
OA1G\_



OTP\_40FD



OTP\_80FD



OTS40T3  
OTS80T3  
OTS125T3

OTS40T1  
OTS80T1  
OTS125T1

## Special configurations

### Shaft operated flange

### 30A - 100A

Disconnect  
switches  
Non-fusible



Switch



Handle



Shaft



OT100F3



DSFHN-HS12



DSFHS-12

### 30A -100A Flange operated – non fusible switches (Shaft) - 3 pole

UL general purpose amp rating	Catalog number	List price
30	OT30F3-F	<b>\$ 500</b>
60	OT60F3-F	<b>590</b>
100	OT100F3-F	<b>690</b>

### Flange handles – for use with OT30\_, OT60\_, OT100

UL/ NEMA type	Marking	Defeatable	Padlockable	Catalog number	List price
1, 3R, 12 4, 4X	OFF/ON	Yes	Yes	DSFHN-HS12	<b>\$ 156</b>
	OFF/ON	Yes	Yes	DSFHN-HS4	<b>240</b>

### Shafts

For use with:	Maximum enclosure depth (inches)	Catalog number	List price
OT30_ - OT100_	16	OTFS-16	<b>\$ 25</b>
OT30_ - OT100_	24	OTFS-24	<b>30</b>

### Door hardware NEMA 12

Item	Catalog number	List price
Safety door latch, 2 point, door less than 40" high	KDH2R	<b>\$ 200</b>
Safety door latch, 2 point, door greater than 40" high	KDH3R	<b>225</b>

### Flange operated fusible and non-fusible disconnect switches

ABB's solution for complying with the new NFPA79 requirements is Flange Operated Fusible and Non-fusible Disconnect Switches.

New 2002 NFPA 79 changes requires main disconnecting means to be operable without the use of accessory tools or devices, independent of door position. This code also includes an interlocking provision to prevent the closing of disconnects while the enclosure door is open, unless an interlock is operated by a deliberate action.

The flange operated disconnect switches are available as ridged shaft or flexible cable operated versions. The cable operated version allows you to install the disconnect switch anywhere in the enclosure depending on the length of the cable. Cables are available in lengths up to 84 inches.

The designs are cost-effective NFPA 79 solutions offering quick and easy installation.

Discount schedule H1 [D1]: NF16A - 100A

Discount schedule H2 [D2]: NF125A - 800A

Discount schedule H6 [DH]: Handles, shafts, accessories and lug kits

Discount schedule SH [SH]: Door hardware kits


## Special configurations

### Cable operated flange

### 30A - 200A




Switch



Handle



Cable



Lug kit (as required)



Operating mechanism



OT100F3



OHF1C12



OXC1L36-  
OXC1L84

#### Non-fusible

UL general purpose amp rating	Catalog number	List price
30	OT30F3	<b>\$ 150</b>
60	OT60F3	<b>175</b>
100	OT100F3	<b>200</b>
125	OT160E3	<b>420</b>
200	OT200U30	<b>620</b>

#### Flange handles — UL98; UL file #E101914

For use with:	Environmental rating	Catalog number	List price
OT30 - 100F3, OT160E3, OT200U30	NEMA 1, 3R, 12 NEMA 4, 4X	OHF1C12 OHF1C4	<b>\$ 213</b> <b>243</b>

#### Flexible cables

For use with:	Cable length (inches)	Catalog number	List price
OT30 - 100F3, OT160E3, OT200U30	36	OXC1L36	<b>\$ 114</b>
	48	OXC1L48	<b>146</b>
	60	OXC1L60	<b>160</b>
	72	OXC1L72	<b>175</b>
	84	OXC1L84	<b>204</b>

#### Operating mechanisms

For use with:	Catalog number	List price
OT30 - 100F3	MKCS1	<b>\$ 135</b>
OT160E3	MKCS3	<b>162</b>
OT200U30	MKCS4	<b>171</b>

#### Terminal lug kits

For use with	Wire size	Wire type	Description	Lugs per kit	Catalog number	List price
OT200U30	#4 - 300 kcmil	Cu/Al	—	6	OZXA-200	<b>\$ 80</b>
	#4 - 300 kcmil	Cu/Al	—	3	OZXA-200/3	<b>40</b>
	(6) #4-6 AWG	Cu/Al	Distribution lug	3	OZXA-206S	<b>200</b>

#### Door hardware — NEMA 12

Item	Catalog number	List price
Safety door latch, 2 point, door less than 40" high	KDH2R	<b>\$ 200</b>
Safety door latch, 3 point, door greater than 40" high	KDH2R	<b>200</b>



# Special configurations


## Double throw switches

### 16A - 600A

Disconnect  
switches  
Non-fusible

For a complete assembly,  
please select one of each:

- 1 switch (pg. 18.15)
- 1 handle (pg. 18.16)
- 1 shaft (pg. 18.16)
- 1 terminal lug kit (pg. 18.15)
- 1 bridging bar (pg. 18.15)



(Lug kits only necessary on switches 200A and above)

OT200U04C

OHY\_J6E011

OXS6X\_

Lug kit (as required)

Bridging bars



OT63F3C




OHBS2AJE011



OHB\_J6E011



OHY\_J6E011



OXS6X\_

			3 Pole		4 Pole ①	
	UL general purpose amp rating	IEC AC21 amp rating	Catalog number	List price	Catalog number	List price
UL508	16	16	OT16F3C	\$ 258	—	—
	25	25	OT25F3C	270	—	—
	40	40	OT40F3C	288	—	—
	60	63	OT63F3C	328	—	—
	80	80	OT80F3C	368	—	—
UL98	30	40	OT30F3C	428	—	—
	60	63	OT60F3C	478	—	—
	100	115	OT100F3C	514	—	—
	200	250	OT200U03C	1,850	OT200U04C	\$ 2,100
			OT200U30C	1,850	OT200U40C	2,100
	400	630	OT400U03C	3,250	OT400U04C	3,550
			OT400U30C	3,250	OT400U40C	3,550
	600	800	OT600U03C	4,800	OT600U04C	5,500
			OT600U30C	4,800	OT600U40C	5,500

### Bridging busbar kits — required for OT200\_C through OT600\_C ②

Description	For Use On:	Catalog number	List price
3 Pole Kit	OT200_C	OTZC13	\$ 80
	OT400_C	OTZC23	160
	OT600_C	OTZC33	240
4 Pole kit	OT200_C	OTZC14	110
	OT400_C	OTZC24	220
	OT600_C	OTZC34	330

Bridging bars are required on 200-600A double throw switches to operate as standard double throw switches. Otherwise, they will operate as two mechanically interlocked switches.

① A snap on power pole may be added to build a 4 pole 16-100A double throw switch. Reference pg. 18.9.  
② For 16-100A double throw switches, jumpers are not provided.




## Special configurations

### Handles & shafts for double throw switches


#### Recommended handles & shafts

Switch	Shaft diameter	Recommended standard pistol handle length	Maximum recommended shaft length
OT16 - 100	6x6 mm - .24 x .24"	45 - 65 mm	290 mm
OT200	6x6 mm - .24 x .24"	65 - 80 mm	290 mm
OT400 - 600	12x12 mm - .47 x .47"	125 - 175 mm	595 mm


#### Shafts — for use with selector handles .24 x .24" (6x6mm)

Shaft length (in/mm)	 Mounting depth (inches)					Weight (Lbs.)	Catalog number	List price
	OT16F3, OT25F3, OT40F3		OT63F3, OT80F3		OT30F3, OT60F3, OT100F3			
	OH_1_ & OH_3_	OH_2_	OH_1_ & OH_3_	OH_2_	OH_2_			
3.3 / 85	5.0	4.3	5.6	5.0	5.0	0.07	OXS6X85	\$ 4
4.1 / 105	5.8	5.1	6.4	5.8	5.8	0.07	OXS6X105	4
4.7 / 120	6.4	5.8	7.0	6.4	6.4	0.08	OXS6X120	4
5.1 / 130	6.7	6.1	7.4	6.8	6.8	0.08	OXS6X130	6
7.1 / 180	8.7	8.1	9.4	8.7	8.7	0.11	OXS6X180	6
9.8 / 250	11.5	10.8	12.1	11.5	11.5	0.13	OXS6X250	12
13 / 330	14.6	14.0	15.3	14.7	14.6	0.17	OXS6X330	20

#### Shafts — for use with pistol handles .24 x .24" (6x6mm)

Shaft length (in/mm)	 Maximum mounting depth (inches)					Weight (Lbs.)	Catalog number	List price
	OT16F3 - OT40F3	OT63F3-OT80F3	OT30F3-OT100F3	OT160E3	OT200			
5.2 / 130	5.9	6.4	6.7	6.0	6.5	0.08	OXP6X130	\$ 12
5.9 / 150	6.7	7.4	7.0	6.7	7.2	0.09	OXP6X150	12
8.3 / 210	9.1	9.7	9.8	9.1	9.6	0.13	OXP6X210	16
11.4 / 290	12.2	12.8	12.9	12.2	12.7	0.18	OXP6X290	20
14.2 / 360	14.9	13.8	15.6	15.0	15.5	0.23	OXP6X360	24
16.9 / 430	17.6	18.3	18.3	17.8	18.2	0.27	OXP6X430	28

#### Shafts — for use with pistol handles .47 x .47" (12x12 mm)

Shaft length (in/mm)	 Maximum Mounting Depth (inches)				Weight (Lbs.)	Catalog number	List price
	OT400	OT600	OETL-NF800 — OETL-NF3150	OETL-NF1600-OETL-NF3150			
11.0 / 280	13.3	14.6	14.5	—	0.77	OXP12X280	\$ 36
12.8 / 325	15.0	16.4	16.3	20.9	0.90	OXP12X325	40
15.6 / 395	20.5	19.1	19.1	23.6	1.10	OXP12X395	44
18.3 / 465	20.9	21.8	21.9	26.3	1.32	OXP12X465	48
21.1 / 535	22.8	24.6	24.6	29.1	1.54	OXP12X535	52

#### 3 Position selector handles — for use with .24 x .24" (6x6mm) shafts ①

UL/NEMA Type	IEC Type	Markings	Color	Defeatable	Padlockable	Weight (Lbs.)	Catalog number	List price
1, 3R, 12	IP65	I/O/II, ON/OFF/ON	Black	Yes	Yes	0.16	OHBS2AJE011	\$ 40

#### 3 Position pistol handles — for use with .24 x .24" (6x6mm) shafts ①

UL/NEMA Type	IEC Type	Markings	Color	Defeatable	Padlockable	Weight (Lbs.)	Catalog number	List price
1, 3R, 12	IP65		Black	Yes	Yes	0.29	OHB65J6E011	\$ 90
1, 3R, 12, 4, 4X	IP66	I/O/II, ON/OFF/ON	Black	Yes	Yes	0.29	OHB65L6E011	130
1, 3R, 12	IP65		Black	Yes	Yes	0.3	OHB80J6E011	120
1, 3R, 12, 4, 4X	IP66		Black	Yes	Yes	0.3	OHB80L6E011	155

#### 3 Position pistol handles — for use with .47 x .47" (12x12mm) shafts ①

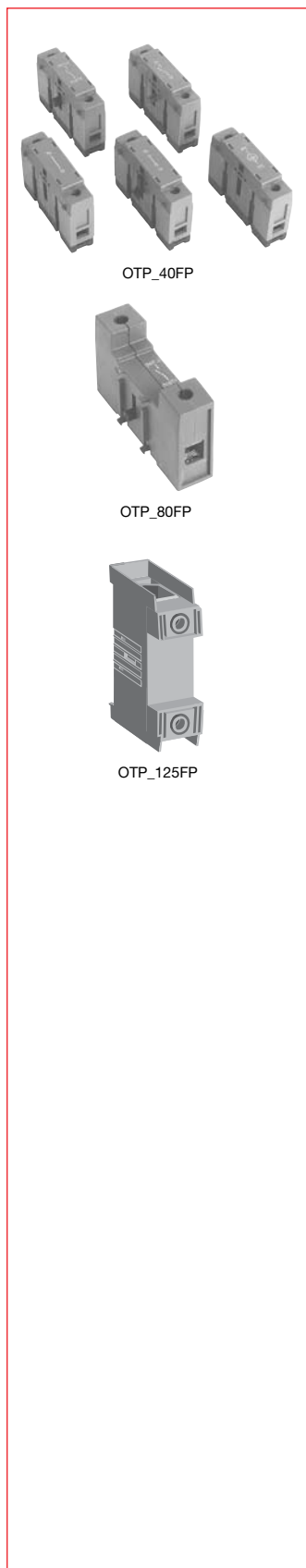
UL/NEMA Type	IEC Type	Markings	Color	Defeatable	Padlockable	Weight (Lbs.)	Catalog number	List price
1, 3R, 12	IP65		Black	Yes	Yes	0.39	OHB145J12E011	\$ 130
1, 3R, 12, 4, 4X	IP66	I/O/II, ON/OFF/ON	Black	Yes	Yes	0.39	OHB145L12E011	170
1, 3R, 12	IP65		Black	Yes	Yes	0.41	OHB175J12E011	140
1, 3R, 12, 4, 4X	IP66		Black	Yes	Yes	0.41	OHB175L12E011	180

① Red/Yellow handles are available by substituting the OHB prefix with OHY. For other special handle configurations, consult factory.

## Special configurations

### Accessories for double throw switches

Disconnect  
switches  
Non-fusible



#### Additional poles

##### Power poles

Only one power pole per switch. Mounts on left or right side of switch

Description	For use on	Weight (Lbs.)	AC Thermal amp rating	AC rated voltage	Catalog number	List price
Fourth Pole	OT16-OT40	0.07	40	600	OTPS40FPN1	<b>\$ 36</b>
	OT30-OT60	0.13	60		OTPS60FP	<b>46</b>
	OT63-OT80	0.13	80		OTPS80FP	<b>44</b>
	OT100	0.31	100		OTPS125FP	<b>54</b>
Late-break/early-make	OT16-OT40	0.07	40	600	OTPL40FP	<b>36</b>
	OT30-60	0.13	60		OTPL60FP	<b>46</b>
	OT63-OT80	0.13	80		OTPL80FP	<b>44</b>
	OT100	0.31	100		OTPL125FP	<b>54</b>

#### Terminal poles

Switch accepts one terminal pole per side. Mounts on left or right side of switch

Description	For use on	Weight (Lbs.)	AC Thermal amp rating	AC rated voltage	Catalog number	List price
Solid neutral	OT16-OT40	0.07	40	600	OTPN40FP	<b>\$ 20</b>
	OT63-OT80	0.13	80		OTPN80FP	<b>36</b>
	OT30-OT100	0.31	100		OTPN125FP	<b>50</b>
Detachable Neutral	OT16-OT40	0.07	40	600	OTPD40FP	<b>28</b>
	OT30-OT60	0.13	60		OTPD60FP	<b>38</b>
	OT63-OT80	0.13	80		OTPD80FP	<b>36</b>
	OT100	0.31	60		OTPD125FP	<b>50</b>
Ground Terminal	OT16-OT40	0.07	40	600	OTPE40FP	<b>20</b>
	OT30-OT60	0.13	60		OTPE60FP	<b>38</b>
	OT63-OT80	0.13	80		OTPE80FP	<b>36</b>
	OT100	0.31	100		OTPE125FP	<b>50</b>

#### Terminal lug kits

For Use On	Wire Size	Wire Type	Lugs/Kit	Weight (Lbs)	Catalog number	List price
OT200_C	#4 - 300kcmil	Cu/Al	6	0.5	OZXA-200	<b>\$ 80</b>
	#4 - 300kcmil		3	0.25	OZXA-200/3	<b>40</b>
	(6) 14-6 AWG		3	0.25	OZXA-206T	<b>200</b>
OT400_C	#2 - 600kcmil	Cu/Al	6	0.5	OZXA-400	<b>190</b>
	#2 - 600kcmil		3	0.25	OZXA-400/3P	<b>100</b>
	(2) #4 - 300kcmil		6	0.5	OZXA-402	<b>210</b>
	(6) #14 - 6 AWG		3	0.5	OZXA-406	<b>270</b>
OT600_C	(2) #2 - 600kcmil	Cu/Al	6	0.5	OZXA-800	<b>360</b>
	(2) #2 - 600kcmil		3	0.5	OZXA-800/3	<b>180</b>

#### Auxiliary contacts — snap-on mounting

Description	For Use On	Weight (Lbs.)	AC Thermal amp rating	AC rated voltage	Catalog number	List price
1 N.O.	OT16-100_C	0.7	10	600	OA7G10	<b>\$ 20</b>
1 N.C.	OT16-600_C	0.7	10	600	OA3G01	<b>20</b>
1 N.O.	OT200-600_C	0.7	10	600	OA1G10	<b>20</b>

#### Mounting & installation considerations

OT16-100	OA1G10 (1 N.O.) mounts on right side of switch only OA1G01 (1 N.C.) mounts on left side of switch only OA2G11 (1 N.O. & 1 N.C.) mounts on left or right side of switch Maximum two contacts on each side of switch
----------	---

18

**Disconnect  
switches**  
Non-fusible

## Coming soon OT800 - 1200A

### OT800 - 1200A

UL general purpose amp rating	IEC AC21 amp rating	2 Pole	3 Pole	4 Pole
		Catalog number	Catalog number	Catalog number
800	1250	OT800U02	OT800U03 OT800U12 OT800U30	OT800U04 OT800U40 OT800U22
1200	1600	OT1200U02	OT1200U03 OT1200U12 OT1200U30	OT1200U04 OT1200U40 OT1200U22

### T-Style handles — for use with .47 x .47" (12x12mm) shafts

UL/NEMA Type	IEC Type	Color	Marking	Length	Defeatable	Padlockable	Catalog number
1, 3R, 12	IP65	Black	O/I & Off/On	2 x 200	Yes	Yes	OHB200J12P

### Shafts for use with T-Style handles — .47 x .47" (12x12mm)

Shaft length	Maximum mounting depth	Weight (Lbs.)	Catalog number
11.0 / 280	15.2	0.77	EXP12X280
12.8 / 325	17.0	0.90	EXP12X325
15.6 / 395	19.7	1.10	EXP12X395
18.3 / 465	22.4	1.32	EXP12X465
21.1 / 535	25.2	1.54	EXP12X535

### Terminal lugs

For use on	Wire size	Wire type	Lugs per kit	Catalog number
OT800 - 1200	(4) #2-600 kcmil	Cu	6	OZXA-1200

### Auxiliary contacts

Description	For use on	AC thermal amp rating	AC rated voltage	Catalog number
1 NO	OT800 - 1200	10	600	OA1G10
1 NC				OA3G01
Module for contacts				OEA28