

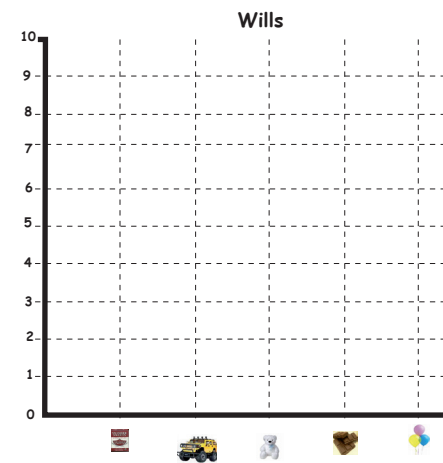
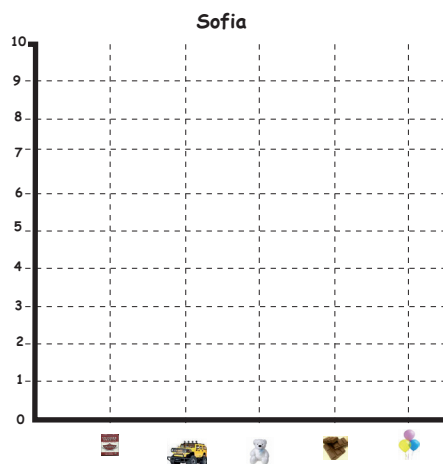
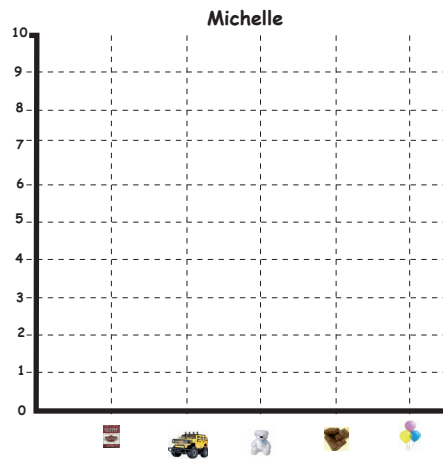
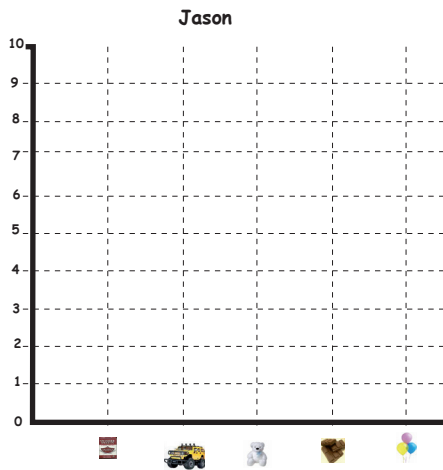
# Graphs

Name : ..... Class : .....

Score : ..... Comments.....

1) The following table is a representation of the items Jason, Michelle, Sofia and Wills posses. Plot the graphs showing the distribution of objects they each posses.

						
Jason	3	2	5	10	2	3
Michelle	4	3	1	7	2	2
Sofia	10	5	4	3	2	1
Wills	9	6	2	1	1	2



# Graphs

Name : ..... Class : .....

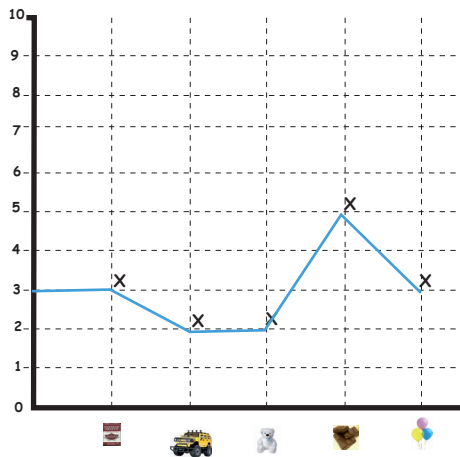
Score : ..... Comments.....

1) The following table is a representation of the items Jason, Michelle, Sofia and Wills posses. Plot the graphs showing the distribution of objects they each posses.

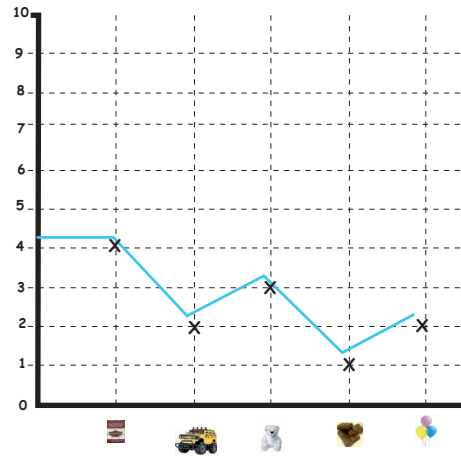
Answer

						
Jason	3	2	5	10	2	3
Michelle	4	3	1	7	2	2
Sofia	10	5	4	3	2	1
Wills	9	6	2	1	1	2

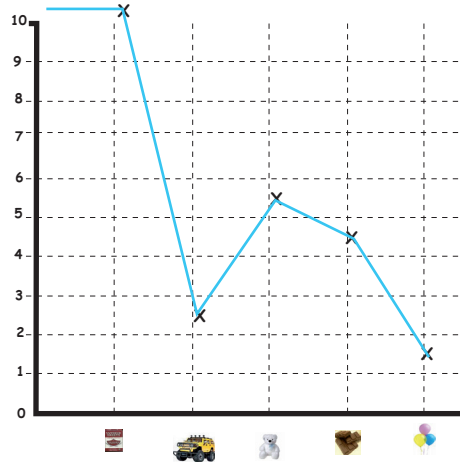
Jason



Michelle



Sofia



Wills

