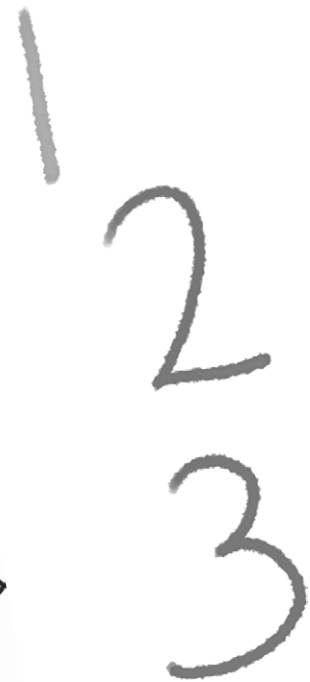
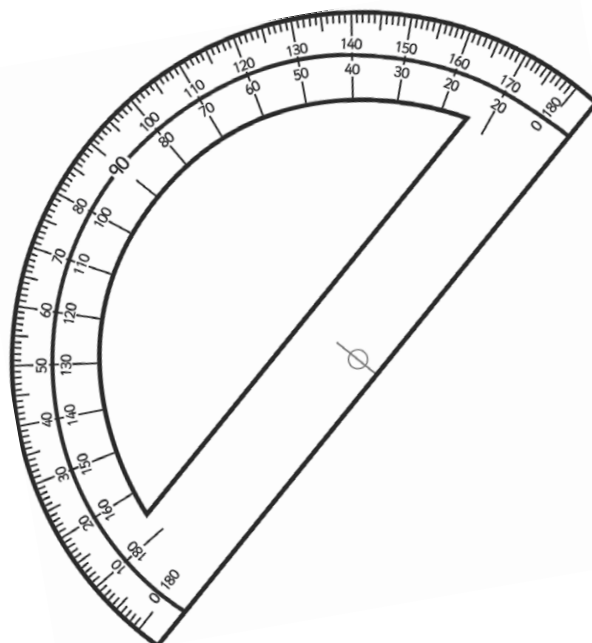



Year 4 Maths Number Place and Value Workbook



Home Learning Year 4 Maths Workbook Pack

Year 4 Programme of Study – Number and Place Value

Statutory Requirements	Worksheet	Page Number	Notes
Count in multiples of 6, 7, 9, 25 and 1000	Counting in 1000s Worksheet	4	
	Counting in 1000s not from 0	5	
	Counting in 6,7 and 9 Worksheet	6	
	Counting in 25's Worksheet	7	
Find 1000 more or less than a given number	Adding 1000	8	
	Subtracting 1000	9	
Count backwards through 0 to include negative numbers	Counting Backwards Through 0 Using Negative Numbers Worksheet	10 - 12	
Recognise the place value of each digit in a four-digit number (1000s, 100s, 10s, and 1s)	Place Value Worksheets 4 Digits	13	
Order and compare numbers beyond 1000	Place Value Number Sorting Worksheet	14	
	Ordering and Comparing Numbers Beyond 1000	15 - 17	
Identify, represent and estimate numbers using different representations	Represent Numbers Using Base 10	18	
	Estimate Subtraction Calculations Worksheet	19	
	Estimate Addition Calculations worksheet	20	

Year 4 Programme of Study – Number and Place Value

Statutory Requirements	Worksheet	Page Number	Notes
	Estimating on different number lines worksheet	21	
	Estimating numbers on a 1 – 10 000 Number Line Worksheet	22	
Round any number to the nearest 10, 100 or 1000	How to Round a Number worksheet	23	
	Nearest 10, 100, 1000 Word Problems worksheet	24	
	Rounding to the Nearest 10 worksheets	25 - 26	
	Rounding to the Nearest 100's worksheet	27 - 28	
	Rounding to the Nearest 1000s worksheet	29 - 30	
Solve number and practical problems that involve all of the above and with increasingly large positive numbers	Oh No, I've Forgotten My Number! Place Value Worksheet	31	
Read Roman numerals to 100 (I to C) and know that over time, the numeral system changed to include the concept of 0 and place value	Introduction to Roman Numerals and first activities. (Resource Submitted)	32 - 33	
	Roman numerals and numbers to 100 matching worksheet	34	

Counting in 1000s

Complete the following sequences:

- a) 1000 2000 3000 _____ 5000 _____
- b) 9000 8000 _____ 6000 _____ 4000
- c) _____ 5000 6000 7000 _____ 9000
- d) 8000 _____ _____ 5000 4000 3000
- e) 6000 _____ 8000 9000 _____ 11 000
- f) _____ 11 000 10 000 _____ 8000 7000
- g) 16 000 15 000 _____ 13 000 _____ 11 000
- h) 19 000 _____ _____ 22 000 23 000 24 000
- i) _____ _____ 27 000 28 000 29 000 30 000
- j) 76 000 75 000 _____ _____ 72 000 71 000

Challenge: Can you count on in thousands from these numbers?

- k) 187 000 _____ _____ _____ _____ _____ _____
- l) 462 000 _____ _____ _____ _____ _____ _____
- m) 698 000 _____ _____ _____ _____ _____ _____

Can you complete these?

- n) _____ _____ 345 000 _____ _____ _____ _____
- o) _____ _____ _____ _____ 501 000 _____ _____
- p) _____ _____ _____ _____ _____ _____ 970 000

Counting in 1000s Not From 0

Complete the following sequences:

a) 1013 2013 3013 _____ 5013 _____

b) 10 472 9472 _____ 7472 _____ 5472

c) _____ 5706 6706 7706 _____ 9706

d) 12 293 _____ _____ 9293 8293 7293

e) 6038 _____ 8038 9038 _____ 11 038

f) _____ 11 720 10 720 _____ 8720 7720

g) 26 671 25 671 _____ 23 671 _____ 21 671

h) 19 337 _____ _____ 22 337 23 337 24 337

i) _____ _____ 47 405 48 405 49 405 50 405

j) 66 049 65 049 _____ _____ 62 049 61 049

Challenge: can you count on in thousands from these numbers?

k) 104 892 _____ _____ _____ _____ _____ _____

l) 386 315 _____ _____ _____ _____ _____ _____

m) 740 012 _____ _____ _____ _____ _____ _____

Can you complete these?

n) _____ _____ 290 891 _____ _____ _____ _____

o) _____ _____ _____ _____ 601 098 _____ _____

p) _____ _____ _____ _____ _____ _____ 930 660

Counting in 6,7 and 9

Complete the following sequences:

a) _____ 12 18 24 30 _____

b) 49 42 _____ 28 _____ 14

c) _____ 45 54 63 _____ 81

d) 90 _____ _____ 72 66 60

e) 56 _____ 70 77 _____ 91

f) _____ 126 120 _____ 108 102

g) 99 108 _____ 126 _____ 144

h) 112 _____ 126 133 140

i) _____ 180 186 192 198

j) 210 203 _____ 189 182

Continue the following sequences:

k) 35 41 47 _____

l) 2 11 20 _____

m) 40 47 54 _____

n) 100 106 112 _____

o) 99 106 113 _____

p) 300 291 282 _____

q) 172 166 160 _____

r) 31 40 49 _____

s) 86 79 72 _____



Challenge 



Choose a starting number and count in 6s, 7s and 9s from that number. What is the difference between each number you end up at? Can you explain why?

Counting in 25s Worksheet

Aim – I can count in 25s from any given number.

Can you complete these sequences by counting in 25s?

1.

0	25			
---	----	--	--	--

2.

175			250	
-----	--	--	-----	--

3.

550	575			
-----	-----	--	--	--

4.

				975
--	--	--	--	-----

5.

		725		
--	--	-----	--	--

6.

725			
-----	--	--	--

Look at these sequences which start from a number other than 0 but still go up in 25s. In each line one of the numbers is wrong. Can you circle it? The first one is done for you.

7. 55 70 105 130 155 180


8. 16 41 56 91 116 141

9. 115 140 165 190 212 240

10. 499 524 549 574 594 624

11. 879 904 939 954 979 1004

12. 1042 1076 1101 1126 1151 1176



Add 1000 to the following numbers

1. $2398 + 1000 =$

16. $11\,756 + 1000 =$

2. $4829 + 1000 =$

17. $14\,947 + 1000 =$

3. $8023 + 1000 =$

18. $25\,902 + 1000 =$

4. $3820 + 1000 =$

19. $49\,023 + 1000 =$

5. $7822 + 1000 =$

20. $100\,456 + 1000 =$

6. $3419 + 1000 =$

21. $134\,982 + 1000 =$

7. $6729 + 1000 =$

22. $249\,305 + 1000 =$

8. $5547 + 1000 =$

23. $56\,983 + 1000 =$

9. $1009 + 1000 =$

24. $701\,034 + 1000 =$

10. $345 + 1000 =$

25. $38\,382 + 1000 =$

11. $8563 + 1000 =$

26. $563\,902 + 1000 =$

12. $9017 + 1000 =$

27. $79\,826 + 1000 =$

13. $6730 + 1000 =$

28. $399\,027 + 1000 =$

14. $1193 + 1000 =$

29. $50\,231 + 1000 =$

15. $4508 + 1000 =$

30. $999\,000 + 1000 =$

Challenge

Can you add 1001, 1010 or 1100 to some of the questions? What about 10 000?



Subtract 1000 from the following numbers

1. $2338 - 1000 =$

2. $3729 - 1000 =$

3. $8923 - 1000 =$

4. $3834 - 1000 =$

5. $7892 - 1000 =$

6. $3769 - 1000 =$

7. $6509 - 1000 =$

8. $1147 - 1000 =$

9. $7409 - 1000 =$

10. $9345 - 1000 =$

11. $8721 - 1000 =$

12. $6015 - 1000 =$

13. $6820 - 1000 =$

14. $1013 - 1000 =$

15. $9508 - 1000 =$

16. $11\ 902 - 1000 =$

17. $13\ 997 - 1000 =$

18. $35\ 902 - 1000 =$

19. $87\ 320 - 1000 =$

20. $100\ 906 - 1000 =$

21. $194\ 971 - 1000 =$

22. $401\ 305 - 1000 =$

23. $83\ 083 - 1000 =$

24. $601\ 934 - 1000 =$

25. $60\ 382 - 1000 =$

26. $672\ 902 - 1000 =$

27. $31\ 826 - 1000 =$

28. $500\ 408 - 1000 =$

29. $90\ 231 - 1000 =$

30. $1\ 000\ 000 - 1000 =$

Counting Backwards Through 0 Using Negative Numbers Worksheet

Aim – I can count backwards through 0 including negative numbers.

Counting backwards can be useful – especially if you want to make a rocket take off!

10, 9, 8, 7, 6, 5, 4, 3, 2, 1 BLAST OFF!


BUT what happens when we are counting backwards and we get to '0'?

We keep going using negative numbers.



A. Use the number lines to help you count backwards through 0. Start on the number given and draw the right number of jumps backwards until you have your answer.

1. From 5, count back 7.




Answer =

2. From 8, count back 12.




Answer =

3. From 7, count back 15.



Answer =

4. From 2, count back 9.




Answer =

5. From 12, count back 22.

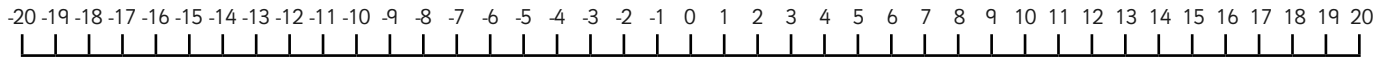


Answer =



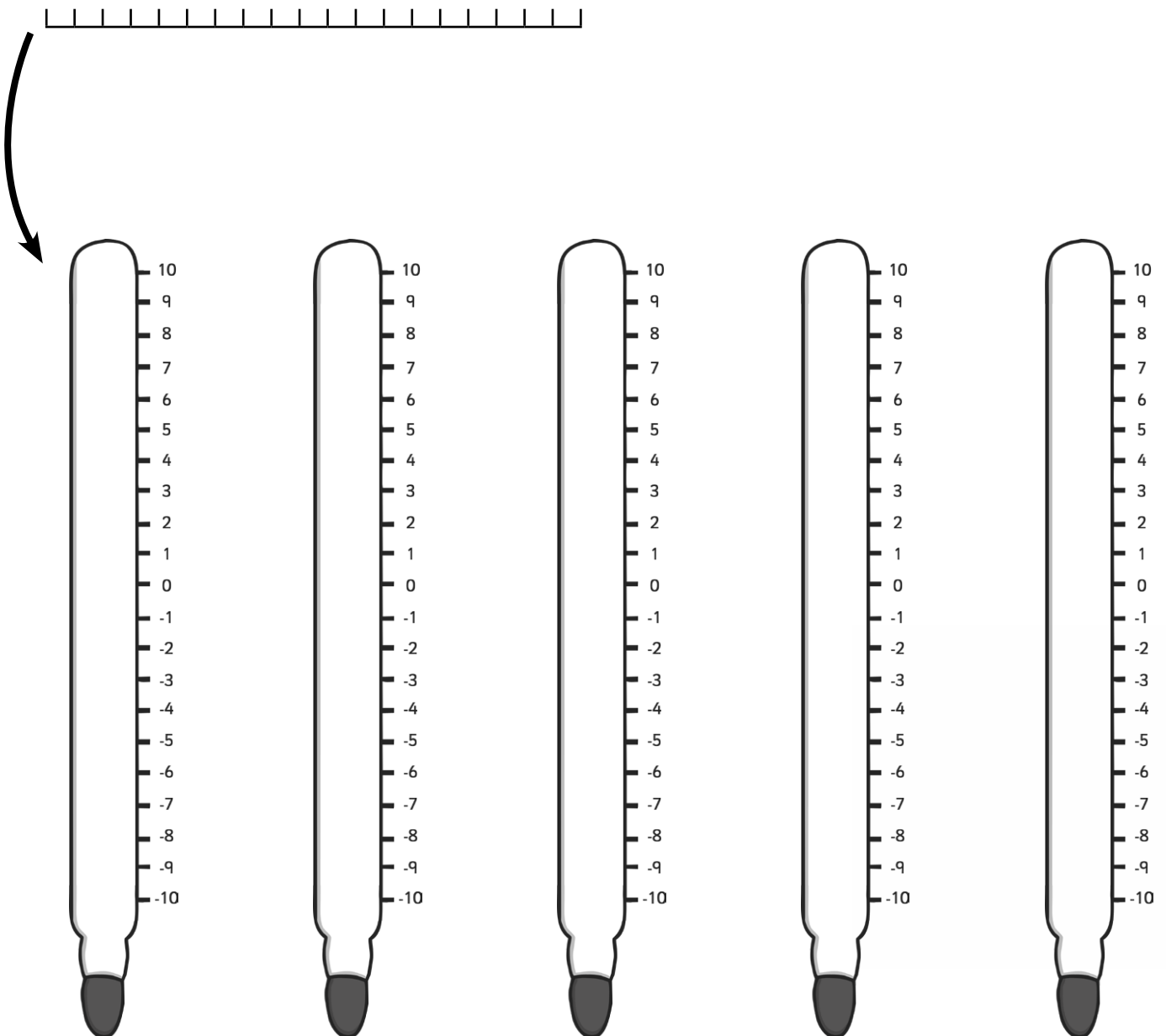
B. These counting back tasks can be written as sums e.g. $7 - 8$. 7 is the number you start on and 8 is the number of jumps you count backwards. $7 - 8 = -1$

Use the number line below to jump with your finger to count backwards and work out the answers to the sums.



1. $6 - 12 =$ 2. $5 - 10 =$ 3. $7 - 15 =$ 4. $16 - 17 =$
5. $11 - 20 =$ 6. $1 - 7 =$ 7. $6 - 11 =$ 8. $19 - 30 =$

C. Being able to count back through 0 can help you understand temperature changes. Imagine a thermometer is a number line on its side. Use these thermometers for drawing jumps on to help you answer the questions on the next page.



When the temperature drops, you can count backwards on your number line/thermometer and calculate the new temperature.

1. The temperature is 7°C then it falls by 9°C . What is the new temperature?

2. At six o'clock in the evening the temperature is 11°C . It falls by 14°C at night. What is the new temperature?

3. During the day the temperature is 1°C , by the evening it has fallen by 5°C . What is the new temperature?

4. The temperature is 3°C then it falls by 12°C the next day. What is the new temperature?

5. At nine o'clock in the morning the temperature is 5°C . It falls by 9°C at night. What is the new temperature?

Place Value Worksheet

Circle the numbers that have a 6 in the ones place.

8906 3848 2106 1682 9863 8296 6265 9273

Circle the numbers that have a 5 in the tens place.

7653 7902 5623 7855 6539 7205 9058 1251

Circle the numbers that have a 3 in the hundreds place.

7983 3379 1925 1393 6793 2833 9389 7832

Circle the numbers that have a 7 in the thousands place.

8907 7293 6798 4487 8974 8797 7789 3928

Circle the numbers that have a 1 in the ones place.

6451 9803 7751 6512 7631 1728 3183 8911

Circle the numbers that have an 8 in the tens place.

3893 9800 1280 2378 1189 3465 4829 7381

Circle the numbers that have a 7 in the hundreds place.

1787 4578 9927 3703 7289 3799 2097 7770

Circle the numbers that have a 1 in the thousands place.

8719 1287 3144 5861 7612 4122 1920 1123


Place Value Number Sorting Worksheet

Fill in the spaces below with the numbers in order from smallest to largest.


564 456 546 654 465 645




8716 7168 8617 7186 6718 6817 8176



6592 9256 5629 6295 9562 6952 5962



12 604 14 620 16 240 12 460 14 602 16 402 14 260



Comparing and Ordering Numbers Beyond 1000

I can compare and order numbers beyond 1000.

Comparing numbers to decide which are bigger and which are smaller requires a close look at the value of each digit. The best way to compare the size of numbers directly is to use a place value chart to inspect them. Consider the following set of numbers – 999, 1001, 1099, 9001, 10 001

It could be possible to get mixed up when ordering these but with a place value chart there is no confusion – let's put the numbers into this place value chart:

Ten Thousands	Thousands	Hundreds	Tens	Ones	
		9	9	9	999
	1	0	0	1	1001
	1	0	9	9	1099
	9	0	0	1	9001
1	0	0	0	1	10 001

999
10000
1000

As a digit is placed further to the left on the place value chart, its value increases. So when comparing how big numbers are, it is always worth starting at the left (largest) and moving to the right (smallest).

So when comparing, if a number has digits further to the left of the grid than the others, (10 001) then it is obviously the largest. However, if more than one number has a digit in the same column, then check to see which has the greatest value (this will be the bigger number).

If both numbers have same value digit in the same column, then you keep looking to the right until you find a difference (1099 is bigger than 1001). Using this system will help to accurately order numbers from largest to smallest.

A. Write each of these numbers into the place value charts and then order them from highest to lowest. Cross them out when you have written them in to make your task easier!

1. 856 5001 4999 949 4959

Ten Thousands	Thousands	Hundreds	Tens	Ones

Order from high to low

2. 35 375 7357 735 5735 5573

Ten Thousands	Thousands	Hundreds	Tens	Ones

Order from high to low

B. Can you rewrite these numbers in order from highest to lowest? Sketch a place value chart on a whiteboard or on paper to help you if you need it.

1. 2632 6366 6332 999 1001

--	--	--	--	--

2. 9001 999 4526 10 001 1009

--	--	--	--	--

3. 2828 8228 2882 20 820 8802

--	--	--	--	--

4. 6400 46 001 64 001 4600 6040

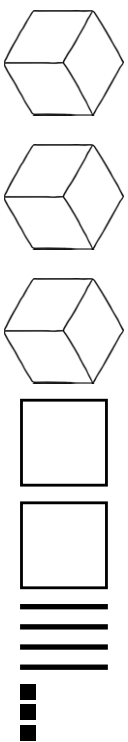
--	--	--	--	--

C. Compare the size of the following numbers and insert one of these symbols < > to make the number statement read correctly. Sketching a mini place value chart may help you with these. The first one has been done for you.

1.	817	>	781
3.	6205		6208
5.	8574		7548
7.	4274		7442
9.	7891		7198
11.	9999		10 000

2.	1026		6021
4.	1099		9011
6.	3991		3919
8.	1056		10 065
10.	10 001		10 010
12.	80 102		29 999

Representing Numbers Using Base 10

3243		8101	
1045		7617	
7119		3001	
5107		2100	
4691		5015	
2381		9827	
6725		4216	

Estimate Addition Calculations worksheet

<p>1. Which of these calculations give an answer of about 500?</p> <p>314 + 278 103 + 415 278 + 131 465 + 182</p>	<p>2. Which of these calculations give an answer of about 600?</p> <p>372 + 231 319 + 229 117 + 593 131 + 317</p>	<p>3. Which of these calculations give an answer of about 800?</p> <p>712 + 235 427 + 231 297 + 325 435 + 357</p>	<p>4. Which of these calculations give an answer of about 1000?</p> <p>807 + 296 143 + 978 82 + 1007 405 + 597</p>	<p>5. Which of these calculations give an answer of about 1200?</p> <p>814 + 253 446 + 756 978 + 312 523 + 596</p>
<p>6. Which of these calculations give an answer of about 1500?</p> <p>756 + 747 623 + 576 1225 + 261 925 + 403</p>	<p>7. Which of these calculations give an answer of about 2000?</p> <p>1600 + 200 400 + 1900 1300 + 700 1500 + 1500</p>	<p>8. Which of these calculations give an answer of about 3000?</p> <p>1500 + 1075 2050 + 960 1025 + 1750 750 + 2200</p>	<p>9. Which of these calculations give an answer of about 4000?</p> <p>2314 + 1219 1294 + 3213 3011 + 1012 2410 + 1056</p>	<p>10. Which of these calculations give an answer of about 5000?</p> <p>2345 + 2675 1350 + 3450 2085 + 1800 2345 + 3160</p>
<p>11. Which of these calculations give an answer of about 2500?</p> <p>1243 + 2217 1183 + 1335 261 + 2731 1705 + 87</p>	<p>12. Which of these calculations give an answer of about 3500?</p> <p>2137 + 1124 2900 + 598 1004 + 2016 908 + 2268</p>	<p>13. Which of these calculations give an answer of about 4500?</p> <p>2290 + 3265 4301 + 189 1355 + 3810 96 + 4267</p>	<p>14. Which of these calculations give an answer of about 7500?</p> <p>4562 + 2120 2305 + 5280 1520 + 5063 3748 + 5330</p>	<p>15. Which of these calculations give an answer of about 10000?</p> <p>9001 + 1056 1039 + 7836 4463 + 5531 7892 + 2114</p>

Estimate Subtraction Calculations worksheet

1. Which of these calculations give an answer of about 100? 314 - 238 654 - 425 237 - 132 928 - 727	2. Which of these calculations give an answer of about 200? 415 - 178 339 - 219 347 - 146 311 - 174	3. Which of these calculations give an answer of about 300? 912 - 554 321 - 152 1145 - 746 776 - 467	4. Which of these calculations give an answer of about 400? 737 - 246 1154 - 982 837 - 426 425 - 179	5. Which of these calculations give an answer of about 500? 834 - 323 1224 - 756 968 - 362 543 - 131
6. Which of these calculations give an answer of about 600? 796 - 127 623 - 121 1250 - 540 945 - 343	7. Which of these calculations give an answer of about 700? 1220 - 600 2550 - 1840 1310 - 720 2000 - 1160	8. Which of these calculations give an answer of about 750? 1520 - 775 2015 - 1320 2230 - 1250 3050 - 2200	9. Which of these calculations give an answer of about 900? 2334 - 1429 4294 - 3213 3061 - 1042 2471 - 1353	10. Which of these calculations give an answer of about 1000? 3242 - 2215 5113 - 4035 6226 - 521 1750 - 550
11. Which of these calculations give an answer of about 1500? 4237 - 4114 5290 - 378 4004 - 2516 3800 - 2308	12. Which of these calculations give an answer of about 2000? 4950 - 2655 4301 - 2319 8335 - 640 4906 - 2617	13. Which of these calculations give an answer of about 2500? 3454 - 981 5103 - 2345 2638 - 134 4509 - 1871	14. Which of these calculations give an answer of about 3500? 9304 - 6270 5143 - 1635 4298 - 2314 4635 - 1142	15. Which of these calculations give an answer of about 5000? 9349 - 4270 6135 - 1645 7288 - 2351 10045 - 5018

Estimating on Different Number Lines

a) 8107



b) 7213



c) 3698



d) 2978



e) 3671



f) 6014



g) 5978



h) 8136



i) 3127



Estimating numbers on a 0-10000 Number Line

a) 4159



b) 7213



c) 9887



d) 2003



e) 3401



f) 6272



g) 91



h) 8104



How to Round a Number Worksheet

39
65
74
145
736
1902
3419
9567

nearest 1000
nearest 10
nearest 100
nearest 10
nearest 10
nearest 100
nearest 100
nearest 100

3400
70
100
700
40
1900
10 000
150


Challenge
 Make your own for a friend to check. Some boxes have been completed or partly completed already. You need to include the arrows.

89
492

nearest
nearest
nearest 10
nearest
nearest 100
nearest
nearest 1000

Nearest 10, 100, 1000 Word Problems

1. A supermarket sells 187 cartons of yoghurt a week.
How many cartons is this to the nearest 10 and nearest 100?



2. There are 35 245 spectators at a football match.
How many is this to the nearest 10, nearest 100 and nearest 1000?

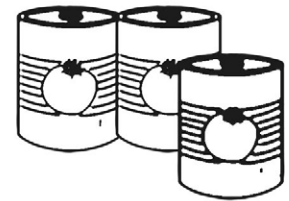


3. A newspaper reports that about 12 400 people attended a parade.
How is this rounded and what is the range of the precise attendance?

4. There are 12 876 adult tickets and 5621 child tickets sold for a concert.
To the nearest 10 and nearest 100, how many tickets are sold altogether?



5. A shop has 2349 tins of tomatoes in stock. It sells 782 in a week.
To the nearest 10, how many will be left?



6. An office receives about 35 letters per day.
To the nearest 10, how many letters does it receive in a working week (5 days)?



7. A swimming pool gets about 120 swimmers between Monday and Friday and about 350 swimmers over the weekend. To the nearest 100, how many swimmers does the pool get over the whole week?



8. A lorry driver travels about 370 miles per day for 6 days per week.
To the nearest 100 and 1000, how many miles does the driver travel each week?



Challenge




What happens if you round the numbers in the questions, then calculate the answers?




Rounding to the Nearest 10 Worksheet 1

Write the tens either side of the given number and mark it approximately on the number line. Then circle the 10 to which the given number is closer.


a) 41




b) 67




c) 34




d) 89




e) 12




f) 55




g) 99




h) 183




i) 105




j) 367




k) 896




l) 1875



m) 2692



n) 8002



Rounding to the Nearest 10 Worksheet 2

Round the following numbers to the nearest 10.

44 →	95 →	1983 →	10 783 →
78 →	123 →	5623 →	19 878 →
16 →	176 →	9012 →	28 003 →
3 →	299 →	7995 →	37 997 →
89 →	364 →	6003 →	191 012 →
32 →	782 →	5786 →	398 908 →

Round the following numbers to the nearest 10 km.

Places	Distance	to the nearest 10km
Sheffield to London	257km	
Liverpool to Birmingham	141km	
Manchester to Bristol	113km	
Norwich to Plymouth	506km	
Leeds to Swansea	339km	
Blackpool to York	144km	
Newcastle to Brighton	528km	
Oxford to Exeter	221km	
Portsmouth to Carlisle	525km	

Rounding to the Nearest 100 Worksheet 1

a) 234

--	--

b) 781

--	--

c) 167

--	--

d) 502

--	--

e) 450

--	--

f) 990

--	--

g) 418

--	--

h) 631

--	--

i) 1290

--	--

j) 2045

--	--

k) 3950

--	--

l) 4781

--	--

m) 12 456

--	--

n) 34 780

--	--

Rounding to the Nearest 100 Worksheet 2

Round the following numbers to the nearest 100.

341 →	83 →	3009 →	67 430 →
789 →	560 →	4762 →	109 052 →
145 →	932 →	8420 →	279 973 →
35 →	895 →	9562 →	300 013 →
676 →	1804 →	12 745 →	413 413 →
423 →	2398 →	34 562 →	399 968 →

Round the following numbers to the nearest 100km.

Places	Distance	to the nearest 100km
Budapest to Zagreb	345km	
Milan to Barcelona	824km	
Bucharest to Sarajevo	796km	
London to Berlin	1050km	
Vienna to Amsterdam	1069km	
Warsaw to Geneva	1427km	
Munich to Madrid	1759km	
Istanbul to The Hague	2593km	
Paris to Moscow	2762km	

Rounding to the Nearest 1000 Worksheet 1

a) 2670

--	--

b) 4122

--	--

c) 3091

--	--

d) 4562

--	--

e) 8914

--	--

f) 12 300

--	--

g) 24 677

--	--

h) 46 545

--	--

i) 134 304

--	--

j) 270 013

--	--

k) 342 708

--	--

l) 450 450

--	--

The Nearest 1000


Round the following numbers to the nearest 1000.

1804 →	12 532 →	190 870 →
2398 →	24 665 →	207 207 →
7804 →	31 500 →	345 828 →
2398 →	45 838 →	199 666 →
2502 →	66 112 →	451 727 →
2398 →	71 008 →	999 700 →

Round the following numbers to the nearest 1000km.


Places	Distance	to the nearest 1000km
London to New York	5540km	
Rio De Janeiro to Madrid	8140km	
Cape Town to Rome	8450km	
Perth to Sydney	3300km	
Beijing to Washington	11 200km	
Boston to Delhi	11 500km	
Buenos Aires to Berlin	11 900km	
Christchurch to Paris	19 100km	
Earth to the Moon	384 403km	

Oh No! I have Forgotten My Number Worksheet




1) My bike is locked. My combination includes these numbers 526. It is the smallest even number.

What is my combination ?



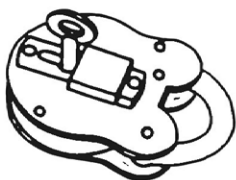
2) My suitcase is locked and I need to get my clothes packed for holiday. The numbers are 892. It is the biggest odd number.

What is my combination ?



3) My gate is locked . I know the number begins with a 3, but I can't remember the order of the numbers. The other numbers are 519. It is the biggest number.

What is my combination ? **3**




4) My padlock has a combination. It is 4 digits and it is the smallest possible number using 8657.

What is my combination ?



5) I need to open my safe for some money. The numbers are 7431. It is the smallest even number.

What is my combination ?

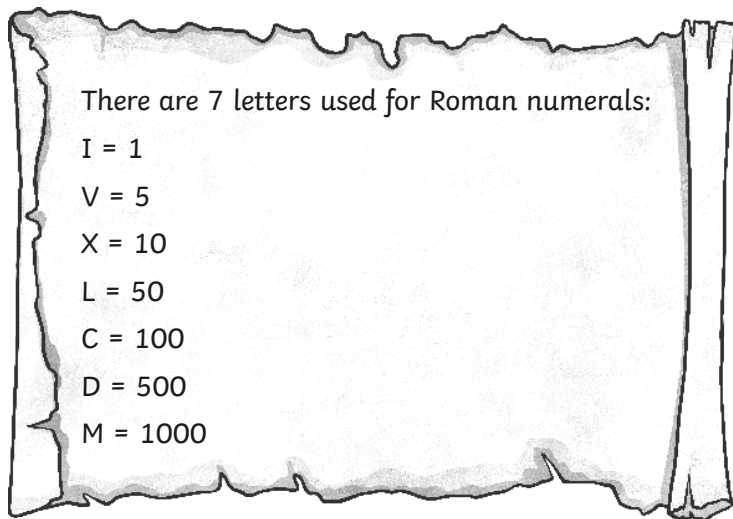


6) My alarm has gone off and I need to key in my code to turn it off. The numbers are 5860. It is the largest odd number.

What is my combination ?

Introduction to Roman Numerals and First Activities

I can convert between numbers and Roman numerals.



Numbers other than those above are made by creating simple sums e.g.

Number	Sum	Roman Numeral
12	$10 + 2$	XII
7	$5 + 2$	VII

When adding numerals to make a number, the extra digit is placed to the right of the largest number e.g.		
13	$10 + 3$	XIII
To stop numerals getting too big, only three of the same value are allowed in a row. To help with this we can show a number by 'subtracting' a numeral e.g.		
9	1 less than 10	IX
The letter being removed goes before the larger number. There is only ever one letter subtracted.		

Work through these further examples to help you understand more fully;

Number	Sum	Roman Numeral
8	$5 + 3$	VIII
19	$10 + 9$	XIX
43	$40 + 3$	XLIII
90	$100 - 10$	XC

1. Can you write the numbers from 1-10 to help you with the questions to follow?

1 = 2 = 3 = 4 = 5 =
6 = 7 = 8 = 9 = 10 =

2. Try these...

Number	Sum	Roman Numeral
a. 26		
b. 17		
c. 29		
d. 30		

3. Now try these...


a. 15 = b. 21 = c. 26 = d. 33 =
e. 35 = f. 44 = g. 49 = h. 50 =

4. A little bit harder...

a. 70 = b. 80 = c. 83 =
d. 89 = e. 90 = f. 100 =

5. Final challenges...

- Can you convert today's date into Roman numerals? ____ / ____ / ____
- Can you convert the year (e.g. 2015) into Roman numerals?



Roman Numerals and Numbers To 100 Matching Worksheet

100

LI

29

XCIX

33

C

94

XXVI

75

LXVIII

26

XLVIII

51

XXIX

48

XXXIII

68

XCIV

99

LXXV

