



# 2017-2018 MEDIA GUIDE







Welcome.

The Philadelphia 76ers would like to welcome all members of the media to the 2017-18 season, our 22<sup>nd</sup> season in The Center and our 55<sup>th</sup> in the City of Brotherly Love. We ask you to please read this section carefully and thank you in advance for your anticipated cooperation.



**Lara Toscani-Reeds**  
*Senior Director  
Corporate  
Communications*



**Dave Sholler**  
*Vice President  
Communications*



**Patrick Rees**  
*Senior Director of  
Public Relations*



**Rob King**  
*Media Relations  
Manager*



**Zack Neiner**  
*Communications  
Coordinator*

**CREDENTIALS:** Appropriate credentials are required for access to The Center and should be kept visible at all times. A limited number of season credentials are issued each season to outlets that plan to cover the Sixers on a game-by-game basis. A single-game credential allows the same access and privileges as a season pass. In accordance with NBA rules, all season passes must include a photo headshot of the approved individual. Media members wishing to cover a single game must contact the Philadelphia 76ers Public Relations staff by noon the day before the intended game. Passes are issued on a space-available basis for all single-game requests. Credentials will be left at the Press Entrance (located on the North side of the Main Concourse Level) and can be picked up two hours prior to tip-off on game nights.

**ENTRANCE:** Media members attending a Sixers game at The Center should enter the building through the Press Entrance, located on the North side of the Main Concourse Level.

**PARKING:** Media members wishing to cover a single game, and require parking, must contact the Philadelphia 76ers Public Relations staff at least 48 hours prior to game day. Media members attending Sixers games should park in Lot F, located along the 11th Street side.

**MEDIA ROOM:** The media room is located at the Northeast corner of the Event Floor Level. Appropriate credentials are required for media room access. The media room consists of a dining facility, working stations and wireless internet access. Food, game notes, media kits and working space are available to the media during the course of an event. Food and beverages are served two hours before tip-off time. Refreshments are available during the game. A nominal fee of \$10 is charged for a pre-game meal.

**SEATING:** Home and visiting television as well as home and visiting radio will be seated in section 112. All other media will be assigned seats on the baseline (section 118) on a space-available basis.

**STILL & VIDEO PHOTOGRAPHERS:** Photo work space is limited and your cooperation is appreciated. Still and video photographers are limited to the baselines at each end of the court. In accordance with the NBA policy, no hard-back chairs are permitted courtside and all photographers must keep clear of all designated escape lanes. Rubber lens shades are required for all still photographers who are credentialed to shoot a 76ers game.

**LOCKER ROOM ACCESS:** The locker rooms are located on the west side (Broad Street) of the Event Level. In accordance with NBA policy, the 76ers locker room will be open 90 minutes prior and close 45 minutes prior to tip-off. Following a ten-minute cooling off period, the locker room will open after the game has been completed. Only credentialed media are allowed in the locker room and no autographs are permitted. All media members are asked to have their passes visible at all times while in The Center.

**GAME NOTES & STATS:** Game notes for both teams will be available in the press room two hours prior to tip-off. Play-by-play, quarterly boxes, halftime boxes, final notes and quotes will be delivered to all media locations as quickly as possible.

**PRACTICES & SHOOTAROUNDS:** Sixers practices are held at the Philadelphia 76ers Training Complex located in Camden, NJ. Parking is available across from the practice facility on South Front St. and Harbour Blvd.

**PLEASE NOTE:** All policies are subject to change. Please contact a representative with the 76ers Public Relations department with any questions.

# GENERAL INFORMATION

## 76ERS MEDIA MEMBERS



**John Clark**  
*WCAU-TV*



**Bob Cooney**  
*Philadelphia Daily News*



**Howard Eskin**  
*WTFX-TV*



**David Murphy**  
*Philadelphia Inquirer*



**Dan Gelston**  
*Associated Press*



**Jessica Camerato**  
*NBC Sports Philadelphia*



**Jack McCaffery**  
*Delaware County Daily Times*



**Tom Moore**  
*Calkins Newspapers*



**Keith Pompey**  
*Philadelphia Inquirer*



**Marc Narducci**  
*Philadelphia Inquirer*



**Molly Sullivan**  
*NBC Sports Philadelphia*



**Lesley Van Arsdall**  
*KYW-TV*



**Sarah Todd**  
*Philadelphia Inquirer*

## STATS CREW

Ron Pollack, Dave Berman, Scott Berman, Michael Brock, George Burbage, Pete Gancayco, Jan Giel, Josh Ginter, , Bernie Greenberg, Shaughn Howery, Jack Li, Dan Lobacz, Drew Mocerì, Bob Mueller, Jim Murray, Mike Notaro, Brian Pollack, Maria Pollack, Scott Ramalho, Norm Starks, Bill Stiles, Mike Sullivan



## TELEVISION COVERAGE

Anchored by the performance of multiple Emmy-Award winning play-by-play broadcaster Marc Zumoff, color commentator Alaa Abdelnaby, and sideline reporter Molly Sullivan, NBC Sports Philadelphia and NBC Sports Philadelphia+ will team up to broadcast 74 regular season games in the 2017-18 season.

The Sixers flagship station, NBC Sports Philadelphia, will air 64 regular season games, while NBC Sports Philadelphia+ will broadcast 10 regular season matchups.

*NBC Sports Philadelphia and NBC Sports Philadelphia+, part of NBC Sports Group, provide award-winning sports news, analysis, live game coverage and original programming to nearly three million viewers in the Philadelphia area, Southern New Jersey and Delaware. Together the networks present more than 500 live game broadcasts annually, featuring the NHL's Philadelphia Flyers, NBA's Philadelphia 76ers, MLB's Philadelphia Phillies, MLS's Philadelphia Union, NCAA and high school events, plus extensive coverage of the Philadelphia Eagles. The networks' news and original programming teams have been distinguished with numerous Emmys and Edward R. Murrow Awards, and handle sports coverage for Philadelphia's NBC10 affiliate WCAU-TV. NBCSportsPhiladelphia.com provides fans with comprehensive coverage of Philly's hometown teams with highlights, original stories, and up-to-the minute breaking news. Follow NBC Sports Philadelphia on Twitter at @NBCSPHilly.*

In addition to the outstanding on-air personalities, the Sixers broadcast team also has exceptional behind the scenes talent. Producer J.R. Aguila, is joined in the control room by Director Nick Marchetta. Aguila is a multiple Emmy-Award winner with 35 years of experience working professional sporting events in the Philadelphia market. In addition to the Sixers, Marchetta has directed broadcasts for the Flyers, US Open Tennis and Phillies Baseball.

The duo joins Vice President of Live Events Shawn Oleksiak, a long-time member of the NBA broadcast advisory board and ten-time Emmy winner as well as a producer of over 1,100 Sixers telecasts, to lead a stellar production crew in high definition 76ers broadcasts.

## NBC SPORTS PHILADELPHIA @NBCSPHILLY



**Brian Monihan**  
*President,  
Comcast SportsNet*



**Scott Faccenda**  
*Vice President,  
Comcast SportsNet  
Operations*



**Michelle Murray**  
*Vice President, News  
Operations*



**Shawn Oleksiak**  
*Vice President of  
Live Events*



**Cynthia Weiss**  
*Vice President,  
Comcast SportsNet  
Marketing*



**Maureen Quilter**  
*Sr. Director,  
Communications*



**J.R. Aguila**  
*Broadcast Producer*



**Nick Marchetta**  
*Broadcast Director*



# GENERAL INFORMATION



## MARC ZUMOFF

### Television Play-by-Play Announcer

Emmy-Award winner Marc Zumoff enters his 24th season as the Sixers television play-by-play announcer and his 36th as a part of the 76ers broadcast team. Zumoff, a Philadelphia native, was officially named play-by-play announcer on Aug. 17, 1994. He has been honored with an Emmy for best sports play-by-play broadcaster 17 times.

Zumoff has been honored by his alma mater, Temple University, with a Lew Klein Award and is a member of the hall of fame for Temple's School of Communications and Theater. He was also inducted into the Philadelphia Jewish Sports Hall of Fame in 2011.

Zumoff is a broadcast coach for both aspiring performers as well as experienced professionals with information available at [www.marczumoff.com](http://www.marczumoff.com). He is also co-author of the textbook Total Sportscasting: Performance, Production and Career Development published by Focal Press. Zumoff also appears regularly at community functions on behalf of the team.

Zumoff has done play-by-play for NBC Sports' coverage of the 2016 Rio Olympic games, as he followed the U.S Women's basketball team to its 6th consecutive gold medal. He's also done play-by-play for NBA TV and for Turner Sports coverage of the NBA, including both regular season and playoff games, the network's coverage of the Goodwill Games as well as play-by-play for NBC Sports Philadelphia's coverage of Philadelphia Union Soccer, and college football.

Prior to joining the Sixers broadcast team full time, Zumoff was a part of the now-defunct PRISM Sports Network where he anchored and produced features for 76ers coverage as well as play-by-play for a variety of events and teams in the region, including the Philadelphia Flyers, the Philadelphia Big Five and the Philadelphia Fever of the Major Indoor Soccer League. Zumoff broke into television as the play-by-play talent for the Fever which helped lead to his position with PRISM. During his days at Temple, Zumoff announced Owl football and basketball games.

Following his graduation from Temple University, he had stints as a radio news anchor and reporter at WBUD and WTTM Radio in Trenton, N.J. and WHWH Radio in Princeton, N.J., where he broke into play-by-play announcing Princeton Football and Basketball games. Zumoff lives in suburban Philadelphia with his wife Debbie. They have two sons, Jake and Pace, both of whom work in the aviation industry.



## ALAA ABDELNABY

### Television Color Commentator

Former Philadelphia 76er and NBA veteran Alaa Abdelnaby enters his third season as a member of the Sixers broadcast team.

His broadcasting resume includes working as a color commentator for Westwood One Radio. He also serves as a color commentator and studio analyst with CBS Sports Network. Abdelnaby has called a number of NCAA Tournament games, including the 2015 Final Four featuring Sixers Jahliil Okafor as a member of the Duke Blue Devils.

Abdelnaby is a 1990 graduate of Duke University, where he was a Third-Team All-ACC selection as a senior while averaging 15 points and 7 rebounds in 38 games played. During his collegiate career, he played in three Final Fours. Abdelnaby became the first-round selection of the Portland Trail Blazers (25th overall) in the 1990 NBA Draft.

Abdelnaby enjoyed a 10 year career in professional basketball, including five seasons in the NBA and a stint with the Sixers in 1995.

He and his wife Celeste, also a Duke grad, and a PhD in education and is an administrator at the HS level. They met at school where she was a Duke cheerleader! They split their time between NJ & California.



## MOLLY SULLIVAN

### Television Sideline Reporter

Molly Sullivan joined NBC Sports Philadelphia in April 2012. She quickly picked up NBA playoff experience as the Sixers sideline reporter for the final month of the regular season and the Eastern Conference playoffs.

Sullivan also worked for Turner Sports as a reporter during the 2014 NBA Playoffs on TNT and NBA TV. The following year, Sullivan was selected by the National Basketball Association to vote for the league's most outstanding performers of the 2014-15 season.

Prior to reporting on her first love, the NBA, Sullivan spent seven years on the college football and college basketball sidelines for a number of national networks.

A native of Las Vegas and graduate of The University of North Carolina at Chapel Hill, Sullivan is a former ACC champion and four-time NCAA qualifier in the 1650 freestyle for the Tar Heels. She also competed in the 2000 U.S. Olympic Trials for Santa Clara Swim Club.

Sullivan and her husband celebrated the birth of their daughter in May 2016.



## RADIO COVERAGE

Sixers fans will be able to catch all the Sixers action on the radio in 2016-17, as Tom McGinnis returns for his 23rd season as Voice of the Sixers. McGinnis, who hosts pregame, halftime and postgame shows for every game, can be heard on the 76ers Radio Network. The Fanatic (97.5 FM) is entering its fourth full season as the Sixers flagship station.



### TOM MCGINNIS

#### Radio Play-by-Play Announcer

Tom McGinnis enters his 23rd season as the voice of the Sixers Radio Network. McGinnis has become one of the most recognizable radio personalities in sports today. While handling all the play-by-play on-air, he also serves as the 76ers Director of Radio Broadcasting. McGinnis hosts numerous Sixers events and community relations efforts in the offseason.

He was recently named 2014 Pennsylvania Sportscaster of the Year by the National Sportscasters and Sportswriters Association (NSSA).

McGinnis, who grew up in Spring Valley, Ill., received a degree in Broadcast Journalism from Northern Illinois University in 1984. He played point guard his first two years in college at Benedictine University in Lisle, Ill. A three-sport standout in high school, McGinnis was recently inducted into the Saint Bede Academy Athletic Hall of Fame.

Prior to joining the Sixers for the 1995-96 season, McGinnis recorded 13 years of broadcasting experience, including seven years at local television stations, four years of play-by-play in the CBA with the Cedar Rapids Silver Bullets (1989-90) and LaCrosse Catbirds (1990-93) and two years calling minor league hockey games with the Cleveland Lumberjacks and the South Carolina Stingrays.

McGinnis lives in New Jersey with his wife, Robin Rieger, formerly of KYW-TV, and their two children, Kenna and Luke.

## NBA KEY DATES

October 13	NBA Preseason ends
October 16	Rosters set for NBA Opening Day
October 17	Start of the 2017-18 NBA Regular Season (NBA Tip-Off 2017)
December 7	NBA Mexico City Games 2017, Brooklyn Nets vs. Miami Heat (Mexico City)
December 9	NBA Mexico City Games 2017, Brooklyn Nets vs. Oklahoma City Thunder (Mexico City)
January 5	10-day contracts may now be signed
January 10	All contracts are guaranteed for the remainder of the season
January 11	NBA London Game 2018, Philadelphia 76ers vs Boston Celtics (London)
January 15	Last day to sign NBA Two-Way contracts
February 8	NBA Trade Deadline (3 p.m. ET)
February 16-18	NBA All-Star 2018 (Los Angeles, CA)
March 1	Playoff Eligibility Waiver Deadline
April 11-14	Portsmouth Invitational Tournament (Portsmouth, VA)
April 11	Regular Season ends
April 13	Rosters set for NBA Playoffs 2018, 3 p.m. ET
April 14	NBA Playoffs 2018 begin
April 22	NBA Early Entry Eligibility Deadline (11:59 p.m. ET)
April 30/May 1	Conference Semifinals begin (possible move up to April 28-29)
May 15-16	Conference Finals begin (possible move up to May 13-14)
May 31	NBA Finals 2017 begin
June 11	NBA Draft Early Entry Entrant Withdrawal Deadline (5 p.m. ET)
June 17	The Finals 2018 latest possible date
June 21	NBA Draft 2018







**NATIONAL BASKETBALL ASSOCIATION**  
**NBA ENTERTAINMENT**  
**WOMEN'S NATIONAL BASKETBALL ASSOCIATION**  
**NBA G LEAGUE**



**NEW YORK**

Olympic Tower  
 645 Fifth Avenue  
 New York, NY 10022  
 Telephone: (212) 407-8000  
 Fax: (212) 832-3861

**NEW JERSEY**

100 Plaza Drive  
 Secaucus, NJ 07094  
 Telephone: (201) 865-1500  
 Fax: (201) 974-5973

**EUROPE**

Headquarters - NBA EMEA  
 Endeavour House  
 189 Shaftesbury Avenue  
 London, United Kingdom WC2H 8JR  
 Telephone: +44-20-7420-8900

**SPAIN**

Leganitos Street 6th Floor  
 28013 Madrid, Spain  
 Ignasi Castello, Communications,  
 Cell: +34-614-200-051

**AFRICA**

6th Floor World Trade Center, Cnr West  
 Road South and Lower Road  
 Morningside 2196  
 Johannesburg, South Africa  
 Telephone: +27-100-072-668

**INDIA**

Tower 1, 10th Floor  
 Indiabulls Finance Center  
 Senapati Bapat Marg Mumbai  
 Maharashtra 400013  
 Telephone: +91-22-6124-6100

**BRAZIL**

Av Borges de Medeiros, 633  
 Sala 301 – Leblon  
 Rio de Janeiro, RJ, Brazil 22430-041  
 Telephone: +55-21-3206-6400  
 Fax: +55-21-2586-6001

**MEXICO**

Av. Prolongacion Paseo de la Reforma 1236,  
 Planta baja  
 Col. Desarrollo Santa Fe, CP. 05348  
 Del. Cuajimalpa de Morelos, Ciudad de  
 Mexico Mexico 1210

**CANADA**

50 Bay Street  
 Suite 1402  
 Toronto, Ontario  
 Canada M5J 3A5  
 Telephone: (416) 682-2000  
 Fax: (416) 364-0205

**HONG KONG**

Room 3101, Lee Gardens One  
 33 Hysan Avenue  
 Causeway Bay, Hong Kong  
 Telephone: +852-2843-9600  
 Fax: +852-2536-4808

**TAIWAN**

Suite 1303, No. 88, Section 2  
 Chung Hsiao East Road  
 Taipei, Taiwan ROC 100  
 Telephone: +886-2-2397-8000  
 Fax: +886-2-2358-1098

**PHILIPPINES**

Unit 1701, World Plaza Building  
 5th Avenue Corner 30th Street Bonifacio  
 Global City  
 Taguig, Philippines  
 Jandric Lim, Communications  
 Cell: +63 (917) 791-9457

**CHINA—BEIJING**

19th Floor, Office Tower 2, China Central  
 Place  
 No. 79 Jianguo Road, Chaoyang District  
 Beijing, China 100025  
 Telephone: +86-10-5200-8200  
 Fax: +86-10-5200-8202

**CHINA—SHANGHAI**

Unit 2703-2708, 27F, Tower 2 Plaza 66  
 1366 Nanjing West Road, Jing An District  
 Shanghai, China 200040  
 Telephone: +86-21-6137-2200  
 Fax: +86-21-6288-9920

# GENERAL INFORMATION



## NBA G LEAGUE

OLYMPIC TOWER, 645 5TH AVENUE, 18TH FLOOR  
NEW YORK, NY 10022  
CONTACT: JOANNA SHAPIRO (JSHAPIRO@NBA.COM)



### Agua Caliente Clippers of Ontario

Tel: (909) 409-9090  
Arena: Citizens Business Bank Arena  
Media Relations Contact: TBD  
Website: TBD  
NBA Affiliation: LA Clippers

### Austin Spurs

13581 Pond Springs Road, Suite 108, Austin, TX 78729  
Tel: (512) 236-8333; Fax: (512) 236-8444  
Arena: H-E-B Center at Cedar Park  
Media Relations Contact: Perri Travillion  
(ptravillion@attcenter.com)  
Website: [www.austinspurs.com](http://www.austinspurs.com)  
NBA Affiliation: San Antonio

### Canton Charge

1101 Market Avenue North; Canton, OH 44702  
Tel: (866) 444-1944; Fax: (330) 489-1703  
Arena: Canton Memorial Civic Center  
Media Relations Contact: Sean Wyatt  
(suyatt@cantoncharge.com)  
Website: [www.cantoncharge.com](http://www.cantoncharge.com)  
NBA Affiliation: Cleveland

### Delaware 87ers

300 Martin Luther King Blvd, Ste. 200; Wilmington, DE 19801  
Tel: (302) 504-7587; Fax: (302)351-5370  
Arena: Bob Carpenter Center  
Media Relations Contact: Amanda Janczak  
(amandajanczak@sevens.com)  
Website: [www.sevens.com](http://www.sevens.com)  
NBA Affiliation: Philadelphia

### Erie BayHawks

110 East 8th Street; Erie, PA 16501  
Tel: (814) 790-5600; Fax: (814) 790-5608  
Arena: Erie Insurance Arena  
Media Relations Contact: Billy Hartman  
(billy.hartman@nbaerie.com)  
Website: [www.nbaerie.com](http://www.nbaerie.com)  
NBA Affiliation: Atlanta

### Fort Wayne Mad Ants

1910 St. Joe Center Rd, Suite 61; Fort Wayne, IN 46825  
Tel: (260) 469-4667; Fax: (260) 469-4674  
Arena: Allen County War Memorial Coliseum  
Media Relations Contact: Ryan Stevens  
(rstevens@ftwainemadants.com)  
Website: [www.ftwainemadants.com](http://www.ftwainemadants.com)  
NBA Affiliation: Indiana  
(kkientle@goswarm.com)

### Grand Rapids Drive

40 Monroe Center NW, Ste 11; Grand Rapids MI 49503  
Tel: (844) 473-7483  
Arena: DeltaPlex Arena  
Media Relations Contact: Sarah Parfet Jbara  
(spi@nbagrandrapids.com)  
Website: [www.nbagrandrapids.com](http://www.nbagrandrapids.com)  
NBA Affiliation: Detroit

### Greensboro Swarm

2411 West Gate City Blvd.; Greensboro, NC 27403  
Tel: (336) 907-3600  
Arena: Fieldhouse at the Greensboro Coliseum Complex  
Media Relations Contact: TBD  
Website: [www.gsoswarm.com](http://www.gsoswarm.com)  
NBA Affiliation: Charlotte

### Iowa Wolves

730 3rd Street; Des Moines, Iowa 50309  
Tel: (515) 564-8550; Fax: (515) 564-8551  
Arena: Wells Fargo Arena  
Media Relations Contact: Seth Nutting  
(seth.nutting@iawolves.com)  
Website: [www.iawolves.com](http://www.iawolves.com)  
NBA Affiliation: Minnesota

### Lakeland Magic

701 West Lime Street, Lakeland, FL 33815  
Tel: (863) 825-3258; Fax: (863) 825-3279  
Arena: RP Funding Center  
Media Relations Contact: Ashley Foss  
(afoss@lakelandmagic.com)  
Website: [www.lakelandmagic.com](http://www.lakelandmagic.com)  
NBA Affiliation: Orlando

### Long Island Nets

168 39<sup>th</sup> Street, 8<sup>th</sup> Floor; Brooklyn, NY 11232  
Tel: (718) 215-2299; Fax: (718) 522-3544  
Arena: NYCB Live's Nassau Coliseum  
Media Relations Contact: Megan Walsh  
(mwalsh@brooklynets.com)  
Website: [www.longislandnets.com](http://www.longislandnets.com)  
NBA Affiliation: Brooklyn

### Maine Red Claws

550 Forest Avenue; Portland, ME 04012  
Tel: (207) 210-6655; Fax: (207) 210-6659  
Arena: Portland Exposition Building  
Media Relations Contact: Evans Boston  
(eboston@maineredclaws.com)  
Website: [www.maineredclaws.com](http://www.maineredclaws.com)  
NBA Affiliation: Boston

### Memphis Hustle

191 Beale Street; Memphis, TN 28103  
Tel: (901) 205-1234; Fax: (901) 205-1244  
Arena: The Landers Center  
Media Relations Contact: Geoffrey Langham  
(glangham@grizzlies.com)  
Website: [www.memphishustle.com](http://www.memphishustle.com)  
NBA Affiliation: Memphis

### Northern Arizona Suns

3201 N. Main Street; Prescott Valley, AZ 86314  
Tel: (928) 772-7867  
Arena: Prescott Valley Event Center  
Media Relations Contact: Jake Withee  
(jwithe@nazsuns.com)  
Website: [www.nazsuns.com](http://www.nazsuns.com)  
NBA Affiliation: Phoenix

### Oklahoma City Blue

208 Thunder Drive, Oklahoma City, OK 73102  
Tel: (405) 208-4800; Fax: (405) 429-7900  
Arena: Cox Convention Center  
Media Relations Contact: Laila Wani  
(lwani@okcthunder.com)  
Website: [www.oklahomacityblue.com](http://www.oklahomacityblue.com)  
NBA Affiliation: Oklahoma City

### Raptors 905

5600 Rose Cherry Place; Mississauga, ON L4Z4B6  
Tel: (416) 815-5600 Fax: (416) 357-9205  
Arena: Hershey Centre  
Media Relations Contact: Stefano Toniutti  
(Stefano.toniutti@mlse.com)  
Website: [www.raptors905.com](http://www.raptors905.com)  
NBA Affiliation: Toronto



**NBA G LEAGUE**  
**OLYMPIC TOWER, 645 5TH AVENUE, 18TH FLOOR**  
**NEW YORK, NY 10022**  
**CONTACT: JOANNA SHAPIRO (JSHAPIRO@NBA.COM)**



#### **Reno Bighorns**

50 West Liberty Street, Ste. 201; Reno, NV 89501  
Tel: (775) 853-8200  
Arena: Reno Event Center  
Media Relations Contact: Kyle Jones ([kjones@renobighorns.com](mailto:kjones@renobighorns.com))  
Website: [www.renobighorns.com](http://www.renobighorns.com)  
NBA Affiliation: Sacramento

#### **Rio Grande Valley Vipers**

4500 North 10th Street, Suite 315; McAllen, TX 78504  
Tel: (956) 972-1144; Fax: (956) 972-1150  
Arena: State Farm Arena  
Media Relations Contact: Anwar Chagollan  
([anwar@rgvfc.com](mailto:anwar@rgvfc.com))  
Website: [www.rgvipers.com](http://www.rgvipers.com)  
NBA Affiliation: Houston

#### **Salt Lake City Stars**

301 West South Temple; Salt Lake City, UT 84101  
Tel: (801) 325-2500  
Arena: Lifetime Activities Center – Bruin Arena  
Media Relations: Gina Calvert  
([gina.calvert@slcstars.com](mailto:gina.calvert@slcstars.com))  
NBA Affiliation: Utah

#### **Santa Cruz Warriors**

903 Pacific Avenue, Suite 101; Santa Cruz, CA 95060  
Tel: (831) 731-4396; Fax: (831) 466-3201  
Arena: Kaiser Permanente Arena  
Media Relations Contact: Massimo Degaudenzi  
([massimo@santacruzbasketball.com](mailto:massimo@santacruzbasketball.com))  
Website: [www.santacruzbasketball.com](http://www.santacruzbasketball.com)  
NBA Affiliation: Golden State

#### **Sioux Falls Skyforce**

2131 South Minnesota Ave; Sioux Falls, SD 57105  
Tel: (605) 332-0605; Fax: (605) 332-2305  
Arena: Sanford Pentagon  
Media Relations Contact: Matt Dykstra  
([mdykstra@skyforceonline.com](mailto:mdykstra@skyforceonline.com))  
Website: [www.skyforceonline.com](http://www.skyforceonline.com)  
NBA Affiliation: Miami

#### **South Bay Lakers**

2275 E. Mariposa Ave.; El Segundo, CA 90245  
Tel: (310) 426-6000; Fax: (310) 426-6031  
Arena: Toyota Sports Center  
Media Relations Contact: Noah Camarena  
([ncamarena@sb-lakers.com](mailto:ncamarena@sb-lakers.com))  
Website: [www.sblakers.com](http://www.sblakers.com)  
NBA Affiliation: Los Angeles Lakers

#### **Texas Legends**

2601 Avenue of the Stars, Suite 300; Frisco, TX 75034  
Tel: (214) 469-0822; Fax: (214) 469-0823  
Arena: Dr. Pepper Arena  
Media Relations Contact: Britney Wynn  
([bwynn@texlegends.com](mailto:bwynn@texlegends.com))  
Website: [www.texlegends.com](http://www.texlegends.com)  
NBA Affiliation: Dallas

#### **Westchester Knicks**

198 Central Ave.; White Plains, NY 10606  
Tel: (914) 559-6888  
Arena: Westchester County Center  
Media Relations Contact: Katie Hatch  
([Katie.hatch@msg.com](mailto:Katie.hatch@msg.com))

#### **Windy City Bulls**

5333 Prairie Stone Parkway; Hoffman Estates, IL 60192  
Tel: (847) 396-7070  
Arena: Sears Centre Arena  
Media Relations Contact: Shannon Jones  
([sjones@bulls.com](mailto:sjones@bulls.com))

#### **Wisconsin Herd**

549 High Avenue; Oshkosh, WI 54901  
Tel: (920) 233-4374; Fax: (920) 744-0238  
Arena: Oshkosh Arena  
Media Relations Contact: Mallory Steinberg  
([msteinberg@wisconsinherd.com](mailto:msteinberg@wisconsinherd.com))

# GENERAL INFORMATION

## Delaware 87ers



On April 27, 2013, the NBA Development League announced that the Philadelphia 76ers purchased the rights to own and operate the former Utah Flash, which were on hiatus since the end of the 2010-11 NBA D-League season. The team was renamed the Delaware 87ers and became the single-affiliate for the 76ers. The 87ers play their home games at the Bob Carpenter Center on the campus of the University of Delaware.

The team name, 87ers, was selected in recognition of Delaware's place in United States history, as it was the first state to ratify the U.S. Constitution on December 7, 1787. The 87ers are nicknamed the "Sevens" as a nod to the way the parent club is often referred to as the Sixers.

### SEVENS 2016-17 SEASON RESULTS

DATE	OPPONENT	W/L	TEAM/OPP	RECORD	DATE	OPPONENT	W/L	TEAM/OPP	RECORD
Nov 12	WESTCHESTER	W	121-108	1-0	Jan 25	Long Island	L	103-104	15-11
Nov 18	Stoux Falls	L	103-115	1-1	Jan 28	Raptors	L	90-97	15-12
Nov 19	Iowa	L	96-101	1-2	Jan 30	GRAND RAPIDS	L	105-116	15-13
Nov 21	GREENSBORO	W	116-111	2-2	Feb 2	Maine	W	109-90	16-13
Nov 26	Windy City	L	110-121	2-3	Feb 4	Maine	L	125-131	16-14
Nov 29	GRAND RAPIDS	L	103-118	2-4	Feb 7	SUNS	L	105-126	16-15
Dec 4	Grand Rapids	W	118-100	3-4	Feb 10	CANTON	L	112-123	16-16
Dec 6	SANTA CRUZ	L	102-116	3-5	Feb 11	FORT WAYNE	W	100-92	17-16
Dec 8	Westchester	W	106-105	4-5	Feb 14	MAINE	W	123-101	18-16
Dec 10	Grand Rapids	W	107-96	5-5	Feb 22	CANTON	W	115-109	19-16
Dec 11	Fort Wayne	L	109-120	5-6	Feb 24	Canton	W	117-110	20-16
Dec 13	OKC	W	104-95	6-6	Feb 25	RAPTORS	L	96-110	20-17
Dec 16	Canton	W	114-107	7-6	Mar 3	ERIE	W	132-126	21-17
Dec 17	Windy City	W	121-117	8-6	Mar 5	Erie	W	123-103	22-17
Dec 23	FORT WAYNE	L	97-106	8-7	Mar 8	Rio Grande	L	112-136	22-18
Dec 27	Raptors	L	108-120	8-8	Mar 9	Austin	L	93-102	22-19
Dec 30	LONG ISLAND	W	111-95	9-8	Mar 11	Texas	L	92-131	22-20
Jan 2	Long Island	W	109-106	10-8	Mar 17	SALT LAKE CITY	W	113-111	23-20
Jan 4	MAINE	L	91-95	10-9	Mar 18	Fort Wayne	L	109-116	23-21
Jan 6	ERIE	W	129-105	11-9	Mar 22	RENO	W	120-109	24-21
Jan 7	Westchester	W	116-88	12-9	Mar 24	LONG ISLAND	W	125-113	25-21
Jan 13	Greensboro	L	108-115	12-10	Mar 25	WINDY CITY	L	99-110	25-22
Jan 14	WESTCHESTER	W	103-102	13-10	Mar 29	GREENSBORO	W	123-114	26-22
Jan 18	WINDY CITY	W	124-109	14-10	Mar 31	RAPTORS	L	103-123	26-23
Jan 20	Greensboro	W	115-111	15-10	Apr 1	Erie	L	78-115	26-24

### SEVENS QUICK FACTS

Website: SEVENS.COM

Ticket Information: 302-504-7587

Office: 300 Martin Luther King Jr. Blvd, Suite 200, Wilmington, DE 19801

Arena: University of Delaware's Bob Carpenter Center (631 S. College Ave., Newark, DE 19716)

President: Larry Meli

Chief Revenue Officer: Steve Geltman

General Manager: Brandon D. Williams

### 2016-17 ASSIGNMENTS AND CALL-UPS

11/14/16: Philadelphia 76ers assigned Jerryd Bayless to 87ers

11/15/16: Philadelphia 76ers assigned Timothe Luwawu-Cabarrot to 87ers

11/16/16: Washington Wizards assigned Danuel House to 87ers

11/21/16: Philadelphia 76ers assigned Timothe Luwawu-Cabarrot to 87ers

11/29/16: Philadelphia 76ers assigned Timothe Luwawu-Cabarrot to 87ers

11/30/16: Philadelphia 76ers assigned Nerlens Noel to 87ers

12/2/16: Philadelphia 76ers assigned Nerlens Noel to 87ers

12/6/16: Atlanta Hawks assigned Mike Scott to 87ers; Washington Wizards assigned Sheldon McClellan to 87ers

12/13/16: Philadelphia 76ers assigned Timothe Luwawu-Cabarrot to 87ers

1/4/17: Philadelphia 76ers assigned Richaun Holmes to 87ers

1/7/17: Philadelphia 76ers assigned Richaun Holmes to 87ers

1/13/17: Philadelphia 76ers assigned Richaun Holmes to 87ers

2/10/17: Philadelphia 76ers assigned Chasson Randle to 87ers; Washington Wizards assigned Danuel House to 87ers

3/6/17: Philadelphia 76ers called up Shawn Long from 87ers

3/21/17: Philadelphia 76ers assigned Tiago Splitter to 87ers



## Delaware 87ers Staff

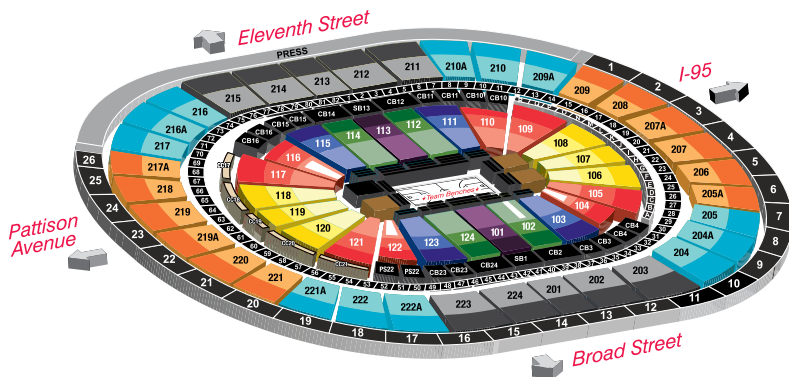


GENERAL MANAGER  
HEAD COACH  
ASSISTANT COACH  
PLAYER DEVELOPMENT/VIDEO ASSOCIATE  
DIRECTOR, BASKETBALL OPERATIONS & SCOUTING  
HEAD STRENGTH & CONDITIONING COACH  
HEAD ATHLETIC TRAINER  
PRESIDENT  
CHIEF REVENUE OFFICER  
SR. DIRECTOR, MARKETING & COMMUNICATIONS  
TICKET SALES MANAGER  
PR & COMMUNITY RELATIONS MANAGER  
BUSINESS OPERATIONS MANAGER  
BUSINESS DEVELOPMENT MANAGER  
PARTNERSHIP ACTIVATION COORDINATOR  
SR. ACCOUNT EXECUTIVE  
SR. ACCOUNT EXECUTIVE  
ACCOUNT EXECUTIVE  
ACCOUNT EXECUTIVE  
AMBASSADOR OF BASKETBALL

ELTON BRAND  
EUGENE BURROUGHS  
DAN TACHENY  
MFON UDOFIA  
MATT LILY  
CLIFF SPILLER  
MARIO MASCIOLI  
LARRY MELI  
DOUG HINE  
ALEX YOH  
DANIEL DOBBINS  
AMANDA JANCZAK  
SANDRA KEMMEL  
CHANELLE REYNOLDS  
KYLE HAGENMAN  
MELISSA CAPRICE  
GABBI TOWNSEND  
JAMES KOCHER  
MATT COLAIACOVO  
JOE RICHMOND

# GENERAL INFORMATION

## The Center



### THE CENTER QUICK FACTS

**The Center Ownership:**

Comcast Spectacor

**Management Company:**

Comcast Spectacor

**Ticketing:** WellsFargoCenterPhilly.com

**Opening Date:** August 31, 1996

**First 76ers Game at The Center:**

76ers vs. Milwaukee (11/1/96)

**Capacity (Basketball):** 21,000

**Premium Seating:** 126 suites and 14 club boxes

**Concession Stands:** 32 permanent stands + 19 portable stands

**Parking:** Accommodations for 6,100 cars

**Amenities:** The Cadillac Grille, Cure Club, P.J. Whelihan's and DraftKings Lounge

**Scoreboard:** The Center boasts a spectacular, high-tech, center-hung scoreboard. The state-of-the-art technology brings light emitting diode (LED) signage system to create incredible visual displays for all sporting events and attractions.

Comcast-Spectacor hired ANC to design, construct, and install the structure which features 12 LED video displays between two circular LED ribbons. In all, the scoreboard delivers over 3,200 square feet of active LED signage.

**Major events:**

- ★ 1996 World Cup of Hockey
- ★ 1997 Stanley Cup Finals
- ★ 1998 U.S. Figure Skating Championships (Olympic Trials)
- ★ 1999 WWF Wrestlemania XV
- ★ 1999 American Hockey League All-Star Game
- ★ 2000 NCAA Women's Basketball Final Four
- ★ 2000 Republican National Convention
- ★ 2001 and 2002 X Games
- ★ 2001 NCAA Men's East Regionals
- ★ 2001 NBA Finals
- ★ 2002 NBA All-Star Weekend
- ★ 2006 NCAA Men's Basketball First & Second Round
- ★ 2008 Gymnastic Olympic Trials
- ★ 2009 NCAA Men's Basketball First & Second Round
- ★ 2011 NCAA Wrestling Championships
- ★ 2013 NCAA Men's Basketball Second & Third Round
- ★ 2014 National Hockey League Entry Draft
- ★ 2014 NCAA Frozen Four
- ★ 2016 NCAA Men's College Basketball East Regionals
- ★ 2016 Democratic National Convention

### PROJECT FACTS

**COST**

\$210 million

**GROUND BREAKING**

Sept. 14, 1994

**ARCHITECTS**

Ellerbe Becket

**BUILDERS**

L.F. Driscoll

**PROJECT MANAGERS**

Fox Management Company

**DETAILS**

1,400 workers, 7,000 tons of steel, 19,000 cubic yards of concrete, 32,500 square feet of glass, 62,000 lineal feet of driven piles, 76,000 tiles, 400,000 square feet of dry wall.



## DIRECTIONS TO THE CENTER

**From New Jersey via the Walt Whitman Bridge:** Follow the signs for Broad Street. At the end of the Broad Street ramp, turn left and follow the signs to the Sports Complex. The Center will be on your left.

**From Interstate 76/Schuylkill Expressway:** Traveling east, follow the signs for South Jersey, Walt Whitman Bridge and Sports Complex. Continue east to exit 45, Broad Street, Sports Complex. At the bottom of the exit ramp, make a right onto Broad Street. The Center will be on your left.

**From Interstate 476/Blue Route:** Take I-476 South to the end. Follow signs for I-95 North, Philadelphia. Take I-95 North to Broad Street exit. The Center will be on your right.

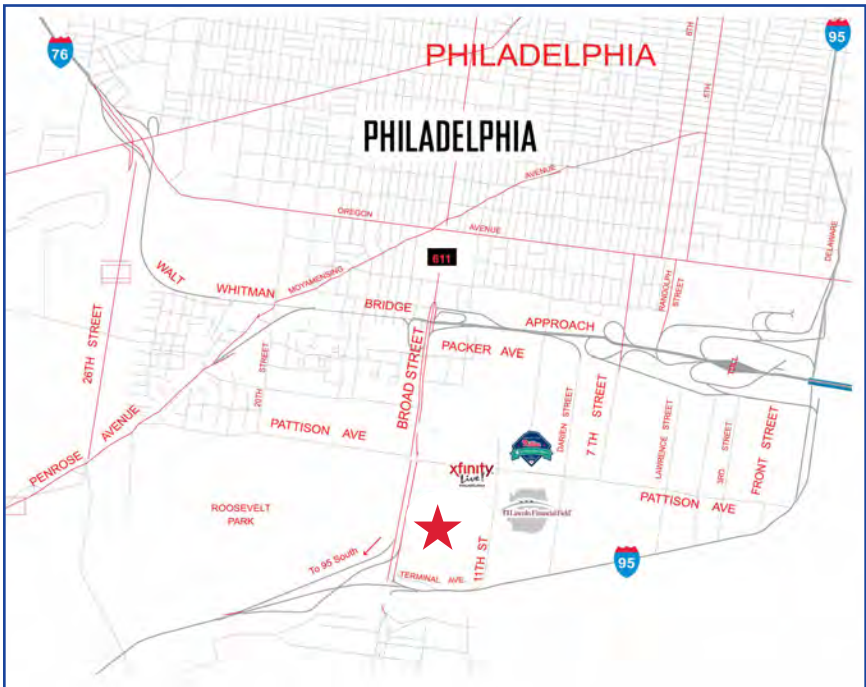
**From Interstate 95:** From I-95 northbound or southbound, take the Broad Street exit. The Center will be on your right.

**From Northern New Jersey via NJ Turnpike:** Take the NJ Turnpike to exit 3. Take Rt. 168 North and follow signs for Walt Whitman Bridge. After crossing bridge and paying toll, stay on I-76 and follow the signs for Broad Street. At the end of the Broad Street ramp, turn left and follow the signs to the Sports Complex. The Center will be on your left.

**By Air:** Arrive at Philadelphia International Airport and take a taxi to The Center. The ride takes about 10 minutes and should cost approximately \$20.

**By Train:** Arrive in Philadelphia at 30th Street Station. A taxi on either side of the concourse will bring you to The Center. The ride takes about 15 minutes and should cost approximately \$20.

**By Mass Transit:** The Center is accessible via SEPTA. Take the Broad Street Subway (Orange line) to the AT&T Station (Pattison Ave.). Round-trip SEPTA tokens can be purchased for \$2.90. A single-day pass costs \$7.





# OWNERSHIP







## **JOSH HARRIS**

**Co-Managing Owner, NBA Governor**

Josh Harris is Co-Founder and Member of Board of Directors of Apollo Global Management, LLC. He is also the co-founder of Harris Blitzer Sports & Entertainment (HBSE), which includes in its portfolio the Philadelphia 76ers, the New Jersey Devils, leading venue Prudential Center in Newark, N.J., the GRAMMY Museum Experience Prudential Center, the Delaware 87ers, the Binghamton Devils, the Sixers Innovation Lab Crafted by Kimball, and renowned esports franchise Team Dignitas. He graduated summa cum laude and Beta Gamma Sigma from the University of Pennsylvania's Wharton School of Business with a Bachelor of Science degree in Economics and received his MBA from the Harvard Business School where he was named a Baker and Loeb Scholar. Among other civic activities, Josh serves as a member of The Federal Reserve Bank of New York Investors Advisory Committee on Financial Markets and serves on the Board of Trustees for The Wharton School of the University of Pennsylvania. Josh's Philadelphia roots run deep, as his grandparents and parents were native Philadelphians. In 2011, he saw Philadelphia close-up, running the 26.2 mile Philadelphia Marathon in 3:48, a personal best. In 2015, Josh competed the 10-mile Broad Street Run in 1:20:01.

---



## **DAVID BLITZER**

**Co-Managing Owner, NBA Alternate Governor**

David S. Blitzer is the Global Head of Blackstone's Tactical Opportunities group, and a member of the firm's Management Committee. Blackstone Tactical Opportunities employs an opportunistic investment strategy across asset classes, industries and geographies and seeks to capitalize on time-sensitive or non-traditional investment opportunities that are differentiated and difficult to source, analyze or execute. Since joining Blackstone in 1991, Mr. Blitzer has been involved in the execution of Blackstone investments across a variety of asset classes, including establishing and leading Blackstone's European private equity business. He is also the co-founder of Harris Blitzer Sports & Entertainment (HBSE), which includes in its portfolio the Philadelphia 76ers, the New Jersey Devils, leading venue Prudential Center in Newark, N.J., the GRAMMY Museum Experience Prudential Center, the Delaware 87ers, the Binghamton Devils, the Sixers Innovation Lab Crafted by Kimball, and renowned esports franchise Team Dignitas. Mr. Blitzer is based in New York and graduated magna cum laude from the Wharton School of the University of Pennsylvania. Mr. Blitzer currently serves on the Boards of Harlem RBI, an East Harlem social services and educational organization, the Riverdale Country School, and the Board of Overseers at the Wharton School. He also serves on the Advisory Board of the Mount Sinai Surgical Department.

# OWNERSHIP



## ADAM ARON

### Co-Owner

Adam was Chief Executive Officer and Limited Partner of the Philadelphia 76ers for the 2011-12 and 2012-13 seasons, and currently is a 76ers Limited Partner. Since January of 2016, he has served as CEO and President of AMC Theatres, which became during his tenure the largest movie theatre chain in the world after the acquisition of Odeon and UCI Cinemas in Europe. Adam previously served as CEO of Starwood Hotels and Resorts Worldwide, Norwegian Cruise Line and Vail Resorts. He currently serves on the board of directors of Norwegian Cruise Line Holdings, AMC Entertainment and the Sixers. Born and raised in Philadelphia, and a graduate of Abington High School, he received an MBA with distinction from the Harvard Business School and a bachelor of arts degree cum laude from Harvard College.



## MARTIN GELLER

### Co-Owner

Martin Geller is the Founder and CEO of Geller & Company, a strategic financial advisory firm serving the planning, management, and accounting needs of corporate entities, as well as the integrated wealth management needs of high-net-worth individuals and families. Since founding the firm in 1984, Marty has led the team that services large multi-national clients with a comprehensive range of financial services, including strategic CFO consulting, financial reporting and accounting, tax advisory, investment management, information technology, and integrated wealth management. Marty is a corporate board member of Bloomberg LP and Bloomberg Bureau of National Affairs in Washington, D.C. and is active in the greater New York business community. He is also a co-owner and member of the board of the Philadelphia 76ers professional basketball team. He is also a board member of several charitable and non-profit organizations, including: the American Israel Education Foundation (where he supports the Geller Student Government Association Presidents Program), the New York Police and Fire Widows' and Children's Benefit Fund, the Northeast Regional Council of the American Israel Public Affairs Committee, the Northeast Regional Council for the National Parks Conservation Association, and the Northeast Regional Leadership Cabinet of the U.S. Holocaust Memorial Museum. Marty is a member of the Americas Foundation of the Serpentine Galleries, a former member for the advisory board of the Mayor's Fund to Advance New York City, and the Finance Committee of the UJA-Federation of New York. Marty and his wife reside in New York City with their five children.



## DAVID B. HELLER

### Co-Owner

David B. Heller is a private investor. Prior to managing his own money he was the Co-Head of the Goldman Sachs Global Securities Division where he sat on the firm's Management Committee. His current investment focus is on financial companies that benefit from regulatory and technological disruption as well as consumer brands that benefit from demographic and lifestyle changes. His largest current investments include stakes in the Standard Hotel management company, the Philadelphia 76ers basketball team, Crystal Palace Football Club, Peloton Fitness and Stone Ridge Asset Management. Other investments include iSentium, Goldieblox, The Infatuation, Wheels Up and The New Stand. David currently serves as a trustee of The New Museum of Contemporary Art where he also chairs the Board of Advisors for their incubator NEW INC. He is also on the boards of Acumen and Third Way, and co-chairs the fundraising efforts of his class at Harvard College. He lives in New York with his wife and three children.



## TRAVIS HENNINGS

### Co-Owner

Travis Hennings is a private equity investor and advisor. Mr. Hennings worked in the Private Equity Group at Apollo Global Management, LLC where he was involved in investments across a variety of industries and asset classes. He has served on the Board of Directors of a number of companies including the Endemol Shine Group, Realogy Holdings Corporation, and Core Media Group. Prior to Apollo, Mr. Hennings was a member of the Investment Banking Division at Citigroup. Mr. Hennings graduated from the University of Colorado.

---



## TONY IGNACZAK

### Co-Owner

Tony Ignaczak is a Managing Partner of Quad-C Management, a middle market private equity firm based in Charlottesville, Virginia. Since joining the company in 1992, Tony has led investments in a variety of industries including building products, business services, consumer, and transportation/logistics. He currently sits on the Board of Directors of a number of the firm's portfolio companies. Prior to joining Quad-C, Tony worked in the Merchant Banking Group at Merrill Lynch, the Mergers and Acquisitions Group at Drexel Burnham Lambert and the Office of the Chairman at W.R. Grace. Tony holds a B.S. degree from The Wharton School, University of Pennsylvania and an M.B.A. from Harvard Business School. He is also a member of the Wharton Undergraduate Executive Advisory Board.

---



## JAMES LASSITER

### Co-Owner

In 1998, James Lassiter co-founded Overbrook Entertainment with entertainment powerhouse Will Smith. They named the production and management company after the Philadelphia high school they both attended. Lassiter recently produced the remake of ANNIE starring Quvenzhané Wallis, Jamie Foxx and Cameron Diaz. This was Overbrook's first joint film with Jay Z's Roc Nation. Previously, Overbrook and Roc Nation co-produced the Broadway musical Fela!, which earned eleven Tony Award nominations in 2010. On the small screen, Lassiter and Overbrook teamed up with Flavor Unit Entertainment on The Queen Latifah Show (2013 – 2015). Some of Lassiter's other successes include KARATE KID (2010) starring Jaden Smith and Jackie Chan; HANCOCK (2008) starring Will Smith and Charlize Theron; I AM LEGEND (2007); and THE PURSUIT OF HAPPYNESS (2006), which resonated with audiences around the world, earning Smith an Oscar nomination for his performance.

# OWNERSHIP



## MARC LEDER

**Co-Owner**

Marc J. Leder is the Co-CEO of Sun Capital Partners, Inc. a leading global private investment firm he co-founded in 1995 with his partner Rodger Krouse. Sun Capital focuses on identifying companies' untapped potential and leveraging its deep operational and financial resources to transform results. Sun Capital is a trusted partner that is recognized for its investment and operational experience, including particular expertise in the consumer products and services, food and beverage, industrial, packaging, chemicals, building products, automotive, restaurant and retail sectors. Sun Capital affiliates have invested in and managed more than 345 companies worldwide since the firm's inception with revenues in excess of \$45 billion. Sun Capital supports its portfolio companies through an operations-intensive, hands-on approach which is backed by an exceptionally high ratio of in-house operating professionals to portfolio companies. The firm has approximately \$9 billion of equity capital under management.

Mr. Leder has more than 25 years of hands-on experience in leveraged buyouts, investment banking, and business operations. Working from Sun Capital's Boca Raton headquarters, Mr. Leder co-directs all of the firm's global investment activities, approves all capital commitments, and oversees the firm's operations jointly with Rodger Krouse.

Prior to co-founding Sun Capital Partners, Mr. Leder was a Senior Vice President at Lehman Brothers in New York. He received a Bachelor of Science degree in Economics from the Wharton School of the University of Pennsylvania. Mr. Leder is a Director of the Berggruen Museum in Berlin and the Federal Enforcement Homeland Security Foundation.



## MICHAEL RUBIN

**Co-Owner**

Michael Rubin, noted Philadelphia internet entrepreneur and innovator, has built several successful multi-billion dollar e-commerce companies. Driven by a deep passion for business and a life-long love of sports, Rubin is founder/CEO of Kynetic and Executive Chairman of Fanatics. Kynetic owns three businesses at the forefront of online commerce: Fanatics, the world's leading online retailer of licensed sports merchandise; Rue La La, one of the top online private sale destinations in the U.S.; and ShopRunner, an innovative members-only service aggregating shopping benefits from top retailers and brands. Prior to Kynetic, Michael was Founder & CEO of GSI Commerce which was sold to eBay for \$2.4 billion in 2011. He started his entrepreneurial career at the age of 12, when he opened a ski-tuning shop in his parents' Philadelphia basement. At age 25, Michael became one of the youngest CEOs ever of a NASDAQ-listed company. The success of GSI Commerce and his outstanding achievements landed him a spot on the inaugural season of the CBS hit show "Undercover Boss." He is also co-owner of the New Jersey Devils.



## **WILL SMITH & JADA PINKETT SMITH**

### **Co-Owners**

Will Smith and Jada Pinkett Smith are known and regarded globally for their work in arts and entertainment as well as their philanthropic outreach. Will Smith has been nominated for multiple Academy Awards, Golden Globes and Grammys. Known initially as a rap artist and from his six-year role in NBC's *The Fresh Prince of Bel Air*, he has since starred in numerous blockbuster films including *INDEPENDENCE DAY*, *MEN IN BLACK*, *HITCH*, *I AM LEGEND*, *THE PURSUIT OF HAPPYNESS*, *ALI* and *SUICIDE SQUAD*. His upcoming films include Netflix's *BRIGHT*, Disney's *ALADDIN* and director Ang Lee's *GEMINI MAN*. Jada got her start on the television sitcom "A Different World." She has produced the documentary "Free Angela and All Political Prisoners" and executive produced the syndicated talk show, "The Queen Latifah Show." As an author, Jada's children's book "Girls Hold Up This World," landed as a New York Times best-seller. Contributing much of her time to humanitarian efforts, Pinkett Smith continues to be a resounding voice fighting against modern-day slavery through her Don't Sell Bodies Initiative that serves as an information portal for human trafficking awareness. She has most recently starred on the hit TV show *GOTHAM* and films including *THE MATRIX RELOADED*, *THE MATRIX REVOLUTIONS*, *MAGIC MIKE XXL*, *BAD MOMS*, and in-theaters now, *GIRLS TRIP*. Together, they founded the Will & Jada Smith Family Foundation (WJSFF), which is a non-profit, philanthropic organization committed to improving lives and investing in organizations and initiatives that empower traditionally overlooked communities.

---



## **ART WRUBEL**

### **Co-Owner**

Art Wrubel began his career in 1987 at JMB Realty Corporation, where he was an associate in the acquisitions group. In 1993, Mr. Wrubel joined Dickstein & Co., an investment fund in the bankruptcy and event driven arena, as a partner. His focus was on real estate and asset backed securities. At Dickstein, he was involved in many high profile real estate corporate restructurings including Olympia & York, Cadillac Fairview, Rockefeller Center Properties, Bramalea, and Trizec. In 2001, Mr. Wrubel formed Wesley Capital Management, a long/short investment fund focused on real estate securities. Mr. Wrubel is a member of the Wharton Undergraduate Board at the University of Pennsylvania. He received a Bachelor of Science in Economics from the Wharton School at the University of Pennsylvania in May 1987.



# FRONT OFFICE





## 76ERS STAFF DIRECTORY

### OWNERSHIP

Josh Harris.....	Managing General Partner
David Blitzer.....	Co-Managing General Partner
Adam Aron.....	Co-Owner
Martin Geller.....	Co-Owner
David B. Heller.....	Co-Owner
Travis Hennings.....	Co-Owner
Tony Ignaczak.....	Co-Owner
James Lassiter.....	Co-Owner
Marc Leder.....	Co-Owner
Michael Rubin.....	Co-Owner
Will Smith & Jada Pinkett Smith.....	Co-Owners
Art Wrubel.....	Co-Owner

### SPECIAL ADVISOR TO MANAGING GENERAL PARTNER

Jerry Colangelo.....	Special Advisor
----------------------	-----------------

### BASKETBALL OPERATIONS

Bryan Colangelo.....	President of Basketball Operations
Brett Brown.....	Head Coach
Marc Eversley.....	Vice President, Player Personnel
Ned Cohen.....	Vice President of Basketball Operations & Chief of Staff
Alex Rucker.....	Vice President, Analytics & Strategy
Dr. Daniel Medina Leal, MD., PhD.....	Vice President, Athlete Care
Lloyd Pierce.....	Assistant Coach
Jim O'Brien.....	Assistant Coach
Billy Lange.....	Assistant Coach
Kevin Young.....	Assistant Coach
Todd Wright.....	Assistant Coach, Head of Strength and Conditioning
Connor Johnson.....	Director, Player Development & Coaching Administration
John Bryant.....	Player Development Coach
Chris Babcock.....	Assistant Director, Player Development
John Townsend.....	Shooting Coach
Tyler Lashbrook.....	Head Video Coordinator
DJ MacLeay.....	Video Coaching Associate
Remy Ndiaye.....	Video Coaching Associate
Vince Rozman.....	Sr. Director of Basketball Operations
Zach Sogolow.....	Sr. Manager, Basketball Operations
Allen Lumpkin.....	Director, Basketball Administration
Shea Dawson.....	Director, Team Services
Sergi Oliva.....	Director, Analytics and Strategy
Andy Miller.....	Sr. Researcher, Analytics and Strategy
Alex D'Amour.....	Sr. Researcher, Analytics and Strategy
Alex Franks.....	Sr. Researcher, Analytics and Strategy
Grant Fiddymant.....	Data Scientist, Analytics and Strategy
Michael Lai.....	Data Scientist, Analytics and Strategy
Ivana Seric.....	Data Scientist, Analytics and Strategy
Tica Lin.....	UX Developer, Analytics and Strategy
Danilo Orlando.....	Data Scientist Consultant, Analytics and Strategy
Dr. David T. Martin.....	Director, Performance Research & Development
Kevin Johnson.....	Head Athletic Trainer
Scott Epsley.....	Director, Physiotherapy & Clinical Diagnostics
Pascual Guerrero.....	Assistant Athletic Trainer & Physical Therapist
Jesse Wright.....	Head of Performance Science/Strength and Conditioning Coach
Todor Pandov.....	Assistant Strength & Conditioning Coach
Dominick Walker.....	Apprentice Strength & Conditioning Coach
Sergei Khmelevski.....	Massage Therapist
Juan Jackson.....	Director, Team Security
Anthony Jackson.....	Team Security
Kevin Owens.....	Coordinator, Basketball Operations
Mary Purcell-Davis.....	Executive Assistant
Amanda Casale.....	Basketball Operations Associate
Scott Rego.....	Equipment Manager
Dan Rosci.....	Assistant Equipment Manager
Rod Baker.....	Scout
Jordan Cohn.....	Pro Personnel Scout
Alvin Williams.....	Pro Personnel Scout
Frank DiLeo.....	Scout

# GENERAL INFORMATION

Phil Jabour.....	Director, Scouting Development
Danny Mills.....	Scout
Marin Sedlacek.....	International Scout
Gene Shue.....	Scout
Mike VandeGarde.....	Scout
Dwayne Jones.....	Coaching Intern
Steven Phillips.....	Basketball Operations Logistics Associate
Jonathan Glashow, MD.....	Chief Medical Officer
Dr. Joel Fish.....	Psychologist
Christopher Dodson, MD.....	Head Team Physician/Orthopedics
Peter C. Vitanzo, Jr., M.D.....	Head Medical Physician
Barry E. Kenneally, M.D.....	Assistant Team Physician
Bradford S. Tucker, M.D.....	Assistant Team Physician

## BUSINESS OPERATIONS

Scott O'Neil.....	Chief Executive Officer
Chris Heck.....	President
Lara Price.....	Chief Operating Officer
Susan Williamson.....	Vice President, Business Operations
Brad Shron.....	Executive Vice President, General Counsel
Carlos Montoya.....	Sr. Vice President, Deputy General Counsel
Andy Speiser.....	Sr. Vice President, Finance
Tyneeha Rivers.....	Vice President, Human Resources
Karen McConnell.....	Manager, Human Resources
Mike Goings.....	Director, Alumni & Youth Marketing
Kerry Chester.....	Director, IT Services
Lamont Wilson.....	IT Support Assistant
Sonny Hill.....	Executive Advisor
Juanita Caldwell.....	Executive Assistant
Elizabeth Forster.....	Executive Assistant
Beth Schwartz.....	Administrative Assistant
Katherine Gallagher.....	Administrative Assistant
Haley Rooney.....	Department Assistant
Anthony Ngo.....	Director, Facility Management
Jason Aaron.....	Assistant Manager, Facility Management
Jefferey Frampton.....	Sr. Manager, Security
Raina Martin.....	Front Office Receptionist
Christopher Adams.....	Office Services Coordinator
Kaitlin Conrad.....	Human Resources Coordinator
Sookjo Park.....	Manager, Business Development E-Sports

## BROADCASTING

Tom McGinnis.....	Director of Radio Broadcasting
J.R. Aguila.....	Broadcast Producer
Nick Marchetta.....	Broadcast Director
Marc Zumoff.....	TV Broadcaster
Alaa Abdelnaby.....	TV Color Analyst
Molly Sullivan.....	TV Sideline Reporter

## TICKET OPERATIONS

James Liberti.....	Manager, Ticket Operations
Anthony Rossi.....	Coordinator, Ticket Operations
Christine Hoffman.....	Coordinator, Ticket Operations

## BUSINESS DEVELOPMENT & BRAND MARKETING

Katie O'Reilly.....	Chief Marketing Officer
Desron Dorset.....	Vice President, Business Development
Maggie Corrado.....	Director, Corporate Hospitality & Events
Alexa Kormos.....	Manager, Corporate Hospitality & Events
Maia Ben-Shoshan.....	Coordinator, Business Development
Brian Adams.....	Senior Director, Brand and Marketing Solutions
Christopher Unera.....	Senior Creative Strategist
Jaclyn Urda.....	Manager, Brand Marketing
Lauren Adderly.....	Coordinator, Brand Marketing
Bill Pierce.....	E-mail Coordinator
Seth Berger.....	Managing Director, Sixers Innovation Lab
Rhyan Truett.....	Manager, Sixers Innovation Lab
Thomas Beebee.....	Senior Graphic Designer
Abby Cook.....	Graphic Designer
Shauna Goldman.....	Graphic Designer





**COMMUNITY ENGAGEMENT**

Amy Hever .....Executive Director  
Kyle Branch .....Sr. Manager, Programs and Events  
Nick Deludos .....Sixers Youth Foundation Manager  
Lee Cary .....Community Engagement Coordinator  
Nici Ruffin .....Community Engagement Coordinator  
World B. Free .....Ambassador of 76ers Basketball

**CORPORATE PARTNERSHIPS**

Chad Biggs .....Sr. Vice President, Corporate Partnerships & Activation  
Owen Morin .....Vice President, Corporate Partnerships  
Nick Vacanti .....Director, Corporate Partnerships  
Andrew Dean .....Director, Corporate Partnerships  
Mike DeBetta .....Sr. Manager, Corporate Partnerships

**PARTNERSHIP ACTIVATION**

Kathryn Alario .....Sr. Director, Partnership Activation  
Victoria Le .....Sr. Director, Partnership Activation  
Junior Moyo .....Manager, Partnership Activation  
Elyssa Brock .....Partnership Activation Coordinator  
Kyle Motts .....Partnership Activation Coordinator  
Allie Chierici .....Partnership Activation Coordinator

**DIGITAL MARKETING & CRM**

William Zorr .....VP, Database and Customer Strategy  
Nicole Stone .....CRM & Technology Administrator  
Braden Moore .....Director, Analytics & Insights  
Jonathan Mills .....CRM Coordinator  
Koba Khitalishvili .....Business Intelligence Analyst

**DIGITAL MEDIA**

Charlie Widdoes .....Director, Digital Content & Media  
Brian Seltzer .....Manager, Digital Content  
Darrell Smith, Jr. ....Digital Media Coordinator  
Jason Perry .....Junior Editor  
Nicholas McKain .....Digital Content Coordinator  
Kurt Gies .....Senior Manager, Social Media

**FINANCE**

Tina Szwak .....Controller  
Karen Bauer .....Accounts Payable Coordinator  
Daniel Nugent .....Senior Staff Accountant  
Mike Potts .....Senior Accounting Analyst  
Tisa Sproul .....Payroll Manager  
Joi Hargust .....Payroll Coordinator

**CONTENT MARKETING & GAME PRESENTATION**

Derrick Hayes .....Director, Game Presentation  
Christian Crosby .....Game Presentation Manager  
Nicole Bianchini .....Game Presentation Coordinator  
Darnell Smith .....Game Presentation Talent Coordinator  
Jerry McElhenney .....Promotions Assistant  
Matt Cord .....Public Address Announcer

**PUBLIC RELATIONS**

Dave Sholler .....Vice President, Communications  
Lara Toscani .....Sr. Director, Corporate Communications  
Patrick Rees .....Sr. Director, Public Relations  
Robert King .....Manager, Media Relations  
Zack Neiner .....Communications Coordinator

**SIXERS CAMPS**

Todd Landrey .....Director, Sixers Camps  
Cory Jacobson .....Manager, Sixers Camps  
Amanda Gelovich .....Administrative Assistant, Sixers Camps

**TICKET SALES**

Jake Reynolds .....Chief Revenue Officer  
Benjamin Colbleigh .....Vice President, Ticket Sales  
Eric Cole .....Senior Manager, Inside Sales  
Chelsea Fenstermacher .....Director, Inside Sales  
Evan Ostrosky .....Manager, Inside Sales  
Michael Drobnick .....Manager, Inside Sales

# GENERAL INFORMATION

Evan Ostrosky.....	Coordinator, Ticket Sales
Haley Rooney.....	Department Assistant
Seth Brody.....	Account Executive
Jonathan Azoulay.....	Account Executive
Paul Slegelmilch.....	Account Executive
Ashley Shapiro.....	Account Executive
Justine Doherty.....	Account Executive
Troy Snead.....	Account Executive
Jacob Goodman.....	Account Executive
Ami Goodman.....	Account Executive
John Lynch.....	Account Executive
Jonathan Azoulay.....	Account Executive
Steve McMahon.....	Account Executive
Douglas Hagen.....	Account Executive
Sam Spector.....	Account Executive
Jared Herlands.....	Account Executive
Aaron Woods.....	Account Executive
Noah Volain.....	Sr. Sales Associate
Ryan Dierberg.....	Sr. Sales Associate
Dan Andree.....	Sales Associate
Adam Berman.....	Sales Associate
Terrence Brown.....	Sales Associate
Christopher Daly.....	Sales Associate
Haley Dodge.....	Sales Associate
Wayne Feret.....	Sales Associate
Evan Fuentes.....	Sales Associate
John Gandy.....	Sales Associate
Alex Green.....	Sales Associate
Nicholas Holden.....	Sales Associate
Emily Jaworski.....	Sales Associate
Allison Lamanna.....	Sales Associate
Michael McClimans.....	Sales Associate
Ryan McGovern.....	Sales Associate
Patrick McMullin.....	Sales Associate
Jacob Monks.....	Sales Associate
Michael Morabito.....	Sales Associate
Cole Morris.....	Sales Associate
Alec Nyman.....	Sales Associate
James Papst.....	Sales Associate
Katherine Petruzzellis.....	Sales Associate
Logan Quackenbush.....	Sales Associate
Alex Rahmanan.....	Sales Associate
Amanda Rosenberg.....	Sales Associate
Marshall Salem.....	Sales Associate
Omar Sandimanie.....	Sales Associate
Jacob Schreiman.....	Sales Associate
Darrell Scott.....	Sales Associate
Alexa Shipon.....	Sales Associate
Jeff Slade.....	Sales Associate
Patrick Toole.....	Sales Associate
Tejan Walcott.....	Sales Associate
Eric Wolf.....	Sales Associate
Cole Zimba.....	Sales Associate
James Zingarini.....	Sales Associate
Bryan Kraus.....	Sales Associate
Christopher Frezza.....	Sales Associate
Damon Lange.....	Sales Associate

## GROUP SALES

Zach Robinson.....	Director, Group Sales
Leo Cardenas.....	Manager, Group Sales
Casey Inguagiato.....	Group Sales Coordinator
Angie Gasparo.....	Sr. Account Executive, Group Events
David Pingsterhaus.....	Account Executive, Group Events
Justin Pagone.....	Account Executive, Group Events
Nick Toland.....	Account Executive, Group Events
Matt Yoder.....	Account Executive, Group Events
Chelsea Herman.....	Account Executive, Group Events
Sunghwan Kim.....	Account Executive, Group Events
Matt Julian.....	Account Executive, Group Events
Tyler Wuensche.....	Account Executive, Group Events





**MEMBER SERVICES & TICKET SERVICES**

Jill Snodgrass.....	Vice President, Service & Operations
Craig McClure.....	Manager, Services & Retention
Sarah Proctor.....	Sr. Coordinator, Member Services
Aaron Rush.....	Sr. Premium & Operations Account Manager
Alex Deffaa.....	Senior Premium Account Manager
Ryan Bevilacqua.....	Premium Account Manager
Marquise Watson.....	Sr. Member Services Account Manager
Joe Rickards.....	Member Services Account Manager
Odell Benton.....	Member Services Account Manager
Ryan Capistran.....	Member Services Account Manager
Keith Griffith.....	Member Services Account Manager
Jordan Holbert.....	Member Services Account Manager
Annette Snow.....	Member Services Account Manager

# GENERAL INFORMATION



## **BRYAN COLANGELO**

### **President of Basketball Operation**

On April 10, 2016, the Philadelphia 76ers named Bryan Colangelo President of Basketball Operations. Prior to joining the Sixers, Colangelo served as President of Basketball Operations and General Manager with the Toronto Raptors from 2006-13.

He spent 15 years in the Phoenix Suns organization, where he served 11 seasons as the club's General Manager including the last seven as team President.

Colangelo's arrival in Toronto was marked by a series of trades and free agent acquisitions that resulted in nine new players on the roster at the start of 2006-07 training camp. In his first full season at the helm of the Raptors, the team

improved an NBA-best 20 wins over the 2005-06 season to tie a franchise high with 47 victories. Toronto went on to win the 2006-07 Atlantic Division championship, securing third seed and home court in its return to the playoffs after missing the postseason the previous five seasons.

For his efforts in leading the Raptors' dramatic change of fortune, Colangelo was named 2006-07 Sporting News NBA Executive of the Year. It was his second such honour, having received the award in 2005 after guiding the Suns to the third-greatest turnaround in NBA history en route to winning the Pacific Division Championship. He is one of only three executives to win the award with two different franchises (Bob Bass, Jerry West).

During Colangelo's career as a General Manager, his teams have appeared in the NBA Playoffs 11 times and have captured four division championships.

Prior to his move to Toronto, the former Suns executive was part of a new ownership group that purchased the franchise June 30, 2004. He also previously held the positions of Scout, Assistant Director of Player Personnel, and Vice President/Assistant General Manager with the Suns, where he was directly involved in all aspects of player personnel, including evaluation, draft selection and transactions. He also served as tournament director of the NIKE Desert Classic, an annual college All-Star basketball tournament held in Phoenix, from 1993 through 2001.

In addition to his responsibilities with the Suns, Colangelo served as President of Phoenix Arena Sports (PAS), the owning entity of the Arizona Rattlers (Arena Football League) and the operating entity of the Phoenix Mercury (WNBA) from June 1991 through June 2002. Highlights of his involvement with PAS include the 1994 and 1997 Rattler World Championships, setting the league attendance mark with the Phoenix Mercury in the WNBA's inaugural season, and his selection as the AFL's 1993 Executive of the Year. The Rattlers also won the AFL Commissioner's Award as the top franchise on and off the field for an unprecedented five straight years from 1996 to 2000.

Colangelo's accomplishments and influence in sports and business were recognized nationally when he was named to the "40 Under 40" most influential group by Street and Smith's Sports Business Journal in 2000.

In May 2005, Colangelo was named to the USA Basketball Men's Senior National Program Advisory Panel charged with selecting teams for the 2006 FIBA World Championship (Saitama, Japan), 2007 FIBA Americas Olympic Qualifying Tournament (Las Vegas, USA) and the 2008 Olympics (Beijing, China). Colangelo currently serves on the NBA's Competition Steering Committee and he was also named to Canada Basketball's Board of Directors in June of 2008.

Colangelo has been active with and supportive of many different charitable organizations and community partners including the Boy's and Girl's Club of Metropolitan Phoenix, the Phoenix Zoo, MLSE's Team Up Foundation, (formerly Raptors Foundation for Kids), the Art Gallery of Ontario, Save a Child's Heart Foundation, the Naismith Memorial Basketball Hall of Fame and the National Italian American Sports Hall of Fame, among others.

Colangelo was born June 1, 1965. He is a 1987 graduate of Cornell University with a Bachelor of Science degree in business management and applied economics.



## MARC EVERSLEY

### Vice President, Player Personnel

Marc Eversley enters his second season as Vice President of player personnel with the Sixers.

Eversley will assist Colangelo for the teams player personnel matters, which include leading the organization's efforts in evaluating draft prospects, free agents, and potential trade targets.

He spent the past three seasons with Washington in the same role. Before his time with the Wizards, Eversley spent seven seasons with the Toronto Raptors, including two seasons as Vice President of college scouting. In this role, Eversley managed the scouting department and assisted in day-to-day front office responsibilities of the organization, including player management.

As the lead on their scouting efforts/department, Eversley was a valuable voice in the Raptors' draft process. He spearheaded the organization's pre-draft efforts in scouting and player evaluations, and organized the team's workout of prospective draftees.

Eversley had served the 2010-11 campaign as Assistant General Manager in Toronto, where he had a significant role in player personnel scouting and evaluation. Prior to that, he was Assistant General Manager of player development, coordinating the off-court development of players and assisting in the management of the team's day-to-day operations.

Eversley is also an active participant in the NBA's Basketball Without Borders program. In September 2011, Eversley took part in Basketball Without Borders Johannesburg, South Africa, while this past August he attended Basketball without Borders Europe.

Before working with the Raptors, Eversley worked for five years at Nike's world headquarters in Oregon as its NBA Player Relationship Manager. It was there he became versed in managing athlete relationships, along with team and athlete brand management.

Eversley worked for six years with Nike Canada before heading to Oregon. He began in retail, managing Nike owned stores in Ontario and then moved to their corporate office overseeing Nike Canada's basketball assets, including high school, college, university and pro levels. He also managed marketing agreements with Canada Basketball, NBA Canada, the Vancouver Grizzlies, and the Raptors.

Eversley attended high school in Brampton, Ontario, and Urbana University in Urbana, Ohio on a basketball scholarship.



## NED COHEN

### Chief of Staff

Ned Cohen enters his second season with the Sixers and serves as Vice President of Basketball Operations and Chief of Staff.

Serving as the primary liaison for all interdepartmental planning, coordination, and communication, Cohen also assists in all matters related to the Salary Cap, the NBA Collective Bargaining Agreement, and League Rules.

He joined the team after working at the NBA League Office beginning in 2004 and most recently served as Associate Vice President of Basketball Operations prior to joining the Sixers.

He resides in Philadelphia with his wife, Lauren.

# GENERAL INFORMATION



## **DR. C. DANIEL MEDINA LEAL, MD, PHD**

### **Vice President, Athletic Care**

Dr. C. Daniel Medina Leal begins his first season as the Vice President of Athletic Care for the 76ers, joining the organization from FC Barcelona where he most recently served as Deputy Director of the Sports Science and Medical Department.

In this newly created position, Dr. Medina will oversee all areas of athlete care and performance, including the medical and sports science departments, as well as the athletic training, physiotherapy, nutrition and strength and conditioning departments.

Dr. Medina boasts an extensive résumé in athlete care and sports performance. In addition to earning a PhD from the University of Las Palmas de Gran Canaria Medical School in Spain, Dr. Medina holds Master's Degrees from the University of Barcelona (Evaluative Medicine) and University Pablo Olavide (Fútbol Conditioning and Rehab). He also graduated from the International Olympic Committee's sports nutrition program and participated in continuing health care education programs at Harvard Business School.

In addition to his work with the storied fútbol franchise, Dr. Medina served as a driving force behind FC Barcelona's award-winning Barca Innovation Hub. Leveraging his expertise in medicine, nutrition, sports science, analytics and technology, Dr. Medina was heavily involved in Barca Innovation Hub's evaluation and research of emerging products, particularly those designed to aid in athlete health and performance.



## **ELTON BRAND**

### **General Manager 87ers**

Elton Brand enters his first season as General Manager of the Delaware 87ers after a 17-year NBA career.

Brand spent the 2016-17 season with the Sixers as a Player Development Consultant, following his October retirement from playing.

Prior to entering the front office, he spent parts of five seasons playing for the Sixers, appearing in 263 games and reaching the postseason twice. For his career, Brand posted averages of 16 points, nine rebounds, two assists and two blocks per game, while shooting 50 percent from the field and 74 percent from the free-throw line in 33 minutes per game. He played in 1,058 NBA contests (868 starts) with Chicago, the Los Angeles Clippers, the Sixers, Dallas and Atlanta. His 1,828 blocks place him 22nd all-time in NBA history.



## **VINCE ROZMAN**

### **Sr. Director of Basketball Operations**

Vince Rozman is in his 12th season with the Sixers and his second as Senior Director of Basketball Operations.

In his current role, Rozman is responsible for the day-to-day management of the scouting process. He is the lead on the team's draft preparation and works closely with Vice President of Player Personnel Marc Eversley.

Rozman started out as an intern with the Sixers basketball operations department for the 2006-07 season and was named the team's Scouting Coordinator at the conclusion of his internship.

A native of Cleveland, Rozman graduated from Ohio University. He and his wife, Caitlin, reside in the Philadelphia area with their daughter Lucy.



## BRETT BROWN

### Head Coach

Brett Brown was named Head Coach of the Sixers on August 14, 2013 after spending the previous 11 seasons as an assistant coach for the San Antonio Spurs under Gregg Popovich. Brown was a member of the Spurs organization for their first four championship seasons (1999, 2003, 2005 and 2007).

The 2016-17 season was Brown's most successful at the Sixers' helm. The team saw a league-best 18-win improvement from the season before and boasted a 10-5 record in January, which was among the best in the NBA. Under Brown's watch, rookie center Joel Embiid and forward Dario Saric each made major impacts on the floor and both were selected First Team All-Rookie.

Brown's offensive philosophy of pace, space and pass was evident throughout the 16-17 year as the Sixers finished seventh in pace and seventh in three-point attempts. Behind Brown's team first offensive approach, the Sixers led the league in passes per game and finished third in the NBA in assist percentage, behind the NBA champion Golden State Warriors and the Boston Celtics. Second-year point guard T.J. McConnell averaged a team-best 6.6 assists per game while finishing eighth in the league with 534 assists.

On the defensive end, the past year saw the Sixers jump 10 spots in defensive efficiency from 26<sup>th</sup> the year before to 16<sup>th</sup> in 16-17. Brown's active, pressure inducing defense finished third in deflections and third in steals. In each of his first four seasons, the Sixers have ranked within the top 10 in the NBA in steals per game, only once falling outside of the top three and leading the league in that category in 2013-14.

From the start of his Sixers tenure, Brown placed emphasis on player development and a commitment to an elite level of conditioning as the pillars of his program in Philadelphia. The Sixers player development wing was critical to the growth of Robert Covington and T.J. McConnell, both undrafted players who have been molded into key NBA contributors. Brown's personal touch with player development has been evident in the growth of several Sixers, including Embiid, Saric, and Simmons. Brown will next look to grow a pair of No. 1 overall picks in forward Ben Simmons and guard Markelle Fultz, who will make their NBA debuts in 2017-18.

Brown originally joined the Spurs as a member of their basketball operations department in 1998-99 but left after the season to become the Head Coach of the Sydney Kings of the Australian National Basketball League (NBL). He re-joined the Spurs in July of 2002 as the team's Assistant Coach/Director of Player Development and was moved to the bench as an assistant coach prior to the 2006-07 season.

A native of Maine, Brown played at South Portland High School for his father Bob Brown, who is a New England Basketball Hall of Famer. The younger Brown went on to attend Boston University where he played under Rick Pitino. Brown was named team MVP his sophomore year and served as team captain his final two seasons, helping the Terriers reach the NCAA Tournament as a senior in 1983. For his career, Brown posted an assist-to-turnover ratio of 2.19 and left ranked fourth in school history in assists (404). In 2013, Brown joined his father as an inductee into the New England Basketball Hall of Fame.

In addition to his time with the Spurs, Brown has a wealth of coaching experience in Australia, where he met and married his wife, Anna. He started as an assistant coach with the Melbourne Tigers under Lindsay Gaze, a member of both the Australian and FIBA Hall of Fame.

Brown was named Head Coach of the North Melbourne Giants in 1993 and earned NBL Coach of the Year honors in 1994 after leading the Giants to the National Championship. Including his return to the NBL for three seasons with the Sydney Kings in 1999, Brown amassed 149 career coaching victories, sixth-most in league history.

In March of 2009, Brown was named Head Coach of the Australian National Team. He had previously served as an assistant for eight years, including both the 1996 and 2000 Olympic Games as well as the 1998 World Championships. Brown led Australia to the FIBA Oceania Championship over rival New Zealand in 2011 to secure a bid to the 2012 Olympics.

At the London games in 2012, Brown guided Australia to what many consider one of its best Olympic runs, culminating with a win over eventual bronze medalist Russia before being eliminated by Team USA in the quarterfinals. Overall, Australia compiled a 3-3 mark without the services of injured star Andrew Bogut.

Brown and his wife Anna have been married for over 20 years and have two daughters, Julia and Laura, and a son, Sam.

# GENERAL INFORMATION



## LLOYD PIERCE

### Assistant Coach

Lloyd Pierce enters his fifth season as Assistant Coach with the Sixers. Pierce has 16 years of professional and collegiate experience. He joined the Sixers after two seasons with the Memphis Grizzlies as Assistant Coach-Player Development under Head Coach Lionel Hollins. The Grizzlies reached the playoffs in both seasons, going as far as the Western Conference Finals.

Prior to working with the Grizzlies, Pierce spent the 2010-11 season as Assistant Coach with the Golden State Warriors under Head Coach Keith Smart. He also served three seasons as Assistant Coach-Player Development Coordinator for the Cleveland Cavaliers (2007-10) under Head Coach Mike Brown. In his three seasons with the Cavaliers, the team reached the playoffs in every season, including a trip to the Eastern Conference Finals.

Before coaching in the NBA, Pierce was an Assistant Coach at his alma mater Santa Clara University under his former collegiate coach, Dick Davey. Pierce assisted Coach Davey for 5 seasons on the Mission Campus from 2002-2007.

As a player, Pierce played four seasons internationally in Mexico, Australia, Germany and Turkey from 1999-2002.

The San Jose native played all four seasons at Santa Clara, teaming with two-time MVP Steve Nash and leading the Broncos to consecutive NCAA Tournament berths in 1995 and 1996 before graduating with a Bachelors of Science in Business Management.

Pierce and his wife, Melissa Jean, were married in August, 2015. The two reside in Philadelphia.



## JIM O'BRIEN

### Assistant Coach

Jim O'Brien enters his second season as an Assistant Coach with the Sixers.

O'Brien has held head-coaching positions with the Pacers (2007-11), Sixers (2004-05) and Celtics (2001-04). O'Brien led the Sixers to a 43-39 record and a playoff appearance in his lone season as head coach.

A native Philadelphian and Roman Catholic High School standout, O'Brien attended that Saint Joseph's University, where he was a three-year starter, led it to three postseason appearances and was team co-MVP his senior season. He later would be enshrined in the school's Hall of Fame as well as the Philadelphia Big Five Hall of Fame.

In addition to his NBA coaching experience, O'Brien has spent a wealth of time in the collegiate ranks, serving as an Assistant Coach at Kentucky (1994-97), Oregon (1978-82), St. Joe's (1977-78), Maryland (1976-77), Pembroke State (1975-76) and Wheeling Jesuit (1974-75). He was the Head Coach at the University of Dayton from 1989-1994 and at Wheeling Jesuit from 1982-87.

O'Brien and his wife, Sharon, have three children: Jack, Shannon and Caitlyn. Sharon's father is Hall of Famer Jack Ramsay, who coached the Pacers from 1986-88.





## **BILLY LANGE**

### **Assistant Coach**

Billy Lange is in his fifth season with the Sixers and serves as Assistant Coach. Prior to joining the Sixers, Lange was the Associate Head Coach at Villanova under head coach Jay Wright.

For Lange, it was his second stint with the Wildcats, having spent three years as their director of basketball operations from 2001-2004. He rejoined Coach Wright's staff in May of 2011 following seven seasons as head coach of the United States Naval Academy.

At Navy, Lange inherited a team that had won five games the season prior to his arrival. The Midshipmen improved their win totals in each of his first five seasons, highlighted by a 19-11 mark in 2008-09. In 2008, Lange was named Patriot League Coach of the Year. Navy also led the Patriot League in scoring in five of the seven seasons Lange was in charge.

Lange was head coach at the United States Merchant Marine Academy (Division III) from 1999-2001. His teams won back to back Conference Championships and went to the NCAA Sweet 16 in 2001, while Lange was selected NABC Atlantic Region Coach of The Year.

A native of Haddon Heights, N.J., Lange played for his father, Bill Lange, Sr., at Bishop Eustace High School before moving onto Rowan University. He began his coaching career in 1994 as an assistant to his father. Lange also served as an assistant on Hall of Famer Herb Magee's staff at Philadelphia University and spent the 1998-99 season as an assistant coach at La Salle.

Lange and his wife, Alicia have four sons: Will, Matt and twins Marc and Jake.

---



## **KEVIN YOUNG**

### **Assistant Coach**

Kevin Young enters his second season as an Assistant Coach with the Sixers

He spent the 2015-16 and 2014-15 seasons as Head Development Coach with the Delaware 87ers. Young served as an assistant on the Sevens staff in 2013-14.

Young coached in the NBA D-League from 2007-16, where he spent time with the Utah Flash and Iowa Energy in addition to the Sevens. Young was also the head coach of

Shamrock Rovers Hoops in the 2006-07 Irish Super League season. Before that, Young spent time as an Assistant Coach at both Utah Valley State University and Oxford College.

Prior his coaching career, Young was a team captain at Clayton State University, where he is still a record-holder for assists and steals.

Young resides in Cherry Hill, NJ with his wife Melissa and their two sons, Jude and Van.

---



## **CONNOR JOHNSON**

### **Director of Player Development**

Connor Johnson enters his first season as Director of Player Development and Coaching Administration.

Johnson spent the last two years in the role of Video Coordinator and has been working in the Sixers' Basketball Operations department since 2014. Before joining the Sixers, Johnson served as a Graduate Assistant with the Villanova men's basketball program working under Head Coach Jay Wright. He holds a Master's in Public Administration

from Villanova and Bachelor's of Arts from Amherst College (MA). A San Diego, California native, Johnson played four years of basketball at Amherst.

# GENERAL INFORMATION



## JOHN BRYANT

### Player Development Coach

John Bryant enters his second season as Player Development Coach with the Sixers

Bryant spent the past two seasons as an Assistant Coach with the Delaware 87ers, the official D-League affiliate of the Philadelphia 76ers. Also over the past two seasons, he has been an Assistant Coach with the Nigerian men's national team, competing in the 2016 Rio Olympics this past summer. Bryant served as Associate Head Coach and Head Strength and Conditioning Coach with the Bakersfield Jam for three seasons prior to joining the

Sevens. Prior to his coaching career, he played professionally in the NBA D-League (Bakersfield), Australia, China, Czech Republic, England, Germany and the ABA. Bryant played his collegiate ball at St. Joseph's University from 2001-05, where he started on the 2003-04 team that went 27-0 in the regular season. Bryant served as co-captain during his senior campaign with the Hawks.

Bryant resides in Cherry Hill, NJ with his wife Allison and two children Miles and Vera.



## JOHN TOWNSEND

### Shooting Coach

John Townsend enters his second season as the Sixers Shooting Coach. He previously spent three seasons with the Memphis Grizzlies; one as Shooting Coach and two as Director of Player Development.

Townsend has experience as a Shooting Coach for the Toronto Raptors, Portland Trail Blazers and NBA Development League, working with players to develop better shooting habits through teaching, video analysis and repetition. He also spent time at the NBA

Players Association Top 100 Camp as a Shooting Coach in 2005, 2006 and 2011.

In addition, Townsend has done consulting work for teams and individual players in England, Spain, Ireland, Northern Ireland, Singapore, Jordan, United Arab Emirates, Philippines, China, South Korea and Colombia.

A 1995 graduate of Ball State, Townsend and his wife, Brooke, have two daughters, Billie Fe and Bailee Lynn.



## TODD WRIGHT

### Assistant Coach, Head of Strength and Conditioning

Todd Wright enters his third season with the Sixers as Assistant Coach, Head of Strength and Conditioning. Wright brings with him 22 years of experience and is widely recognized within the field for his ability to develop players using innovative basketball-specific strength and conditioning techniques.

Prior to joining the Sixers, Wright was the Strength and Conditioning Coach for the Texas Longhorns men's basketball team for 17 seasons, during which time he supervised the development of 16 players selected in the NBA Draft, six All-Americans and two recipients of the prestigious Wooden Award as the national player of the year. During his 21 years at the collegiate level with the University of Texas and Clemson University, Wright participated in 19 NCAA tournaments, including 17 consecutive appearances between the two schools.

Wright is also a well-respected speaker in the field of strength and conditioning, having presented on the subject of "Vertical Core Training," which he developed. Many of Wright's unique training methodologies have been nationally recognized in numerous publications. He is also a member of the National Strength and Conditioning Association, is a Certified Strength and Conditioning Specialist (CSCS) and a Fellow of Applied Functional Science.



## **CHRIS BABCOCK**

### **Assistant Director, Player Development**

Chris Babcock enters his second season as Assistant Director of Player Development.

Babcock served as Player Development Assistant with the Sixers in 2015-16. He originally joined the team prior to the start of the 2013-14 season and assumed the role of Assistant Video Coordinator, a position he held for two seasons. He spent the 2012-13 season with the San Antonio Spurs in the same role. Prior to his time with the Spurs, Babcock coached at the University of Texas from 2008-12.



## **ALEX RUCKER**

### **Vice President, Analytics and Strategy**

Alex Rucker begins his second season as Vice President of Analytics and Strategy with the 76ers.

Prior to joining the organization, Rucker spent the previous seven seasons with the Toronto Raptors as Senior Analytics Consultant. In that role, he supported key decision makers with analytic tools and insight, identified new basketball data sources and directed the engineering and software team.

From 2014-16, Rucker concurrently served as the Director of Performance Analysis with Basketball Canada, where he performed advanced statistical modeling and an analysis for the men's national team.

Prior to joining the Raptors, Rucker served in the United States Navy for 11 years. He holds a law degree from the University of Notre Dame, a Bachelor of Commerce degree from the University of British Columbia and a Bachelor of Education degree from Simon Fraser University.

# GENERAL INFORMATION



## DR. DAVID T. MARTIN

### Director of Performance Research & Development

Dr. David T. Martin enters his third season with the Sixers as Director of Performance Research & Development. Martin has been a pioneer in revolutionizing the way world-class athletes train for two decades. In this newly created role, Martin will oversee all aspects of the Sixers sport science, performance, training, rehabilitation and medical initiatives.

Martin has accumulated 22 years of experience working with elite athletes and is widely recognized as an innovator and leader in high performance sport. He is also an accomplished applied sport scientist with more than 100 publications investigating topics such as talent identification, development of power, fatigue management, competition analysis, altitude training, and thermoregulation. Additionally, Martin has worked with numerous world-class coaches across a number of different sports, including basketball.

In 2012, Martin was appointed as the Senior Sports Scientist and Team Leader for the AIS Combat Centre, a new initiative he spearheaded designed to raise international competitiveness in four Australian Olympic combat sports.

Since the 2000 Olympic Games in Sydney, Martin acted as the National Sport Science Coordinator for Cycling Australia. Over the last five summer Olympic Games, the cycling teams supported by Martin and his colleagues have won eight Gold, eight Silver and 12 Bronze medals. He has also worked with Australian World Record holders, World Champions and Australia's only winner of the Tour de France, and frequently presents findings from his research at international sport science meetings.



## KEVIN JOHNSON

### Head Athletic Trainer

With over 24 years of experience in the field of sports medicine, Kevin Johnson returns for his 15th season with the 76ers staff as the team's Head Athletic Trainer. He joined the Sixers organization at the beginning of the 2003-04 season.

A certified member of the National Athletic Trainers Association (NATA), Johnson served as Chairman of the National Basketball Athletic Trainers Association (NBATA) from 2015-2017. He spent seven seasons as the head athletic trainer for the Washington Wizards (1994-95 to 2000-01) and four seasons as an assistant trainer with the Indiana Pacers (1990-91 to 1993-94). Prior to joining the NBA ranks, Johnson served as an assistant athletic trainer for the NFL's Indianapolis Colts.

Johnson graduated from Indiana State University in 1989 with a Bachelor of Science in Physical Education, with a specialization in Athletic Training. He is also certified by the National Academy of Sports Medicine as a Performance Enhancement Specialist and a Corrective Exercise Specialist. In 2001 and 2017, Johnson served as the head athletic trainer for the Eastern Conference All-Star team. Also in 2017, selected as NBDATA Head Athletic Trainer of the Year and received American Academy of Podiatric Sports Medicine "Excellence in Athletic Training" award.

An active member of Big Brothers of America, Johnson resides in Annapolis, Md., with his wife Sheila and their children, Mitchell and Jai.



## JESSE WRIGHT

### Director, Performance Science

Jesse Wright is entering his 12th season with the 76ers and third in the Performance Science department, having spent the previous five seasons as Head Strength and Conditioning Coach. His first four seasons with the organization were spent as its Strength and Conditioning Consultant, while being employed as the Director for Summit Sports Training Center. He directed all of the training programs for the company and oversaw their Strength and Conditioning contract with Saint Joseph's University.

In 2012-13, Wright was named NBA Strength & Conditioning Coach of the Year, an award voted on by his contemporaries in the league. In addition, he served as President of the National Basketball Strength & Conditioning Association from 2013-2015. He currently chairs the committee that oversees and coordinates all of the anthropometric and performance testing for the NBA Pre-Draft Combine.

Wright received his Exercise Science degree from Temple University and has previously held Strength and Conditioning Coach positions with the Owls, Eagles, the Barcelona Dragons of NFL-Europe and Hofstra. Wright has certifications from the National Strength and Conditioning Association (RSCC<sup>®</sup>D, CSCS), the National Academy of Sports Medicine (PES), Functional Range Conditioning (FRC, FRR), and Functional Movement Systems (FMS).





## 76ERS MEDICAL STAFF



**Christopher Dodson, MD**  
*Head Team Physician*



**Jonathan Glashow, MD**  
*Chief Medical Officer/  
Orthopedic Surgeon*



**Peter Vitanzo, MD**  
*Head Medical Physician*



**Brad Tucker, MD**  
*Assistant Team  
Physician*



**Barry Kenneally, MD**  
*Assistant Team  
Physician*



**Brian Sennett, MD**  
*Orthopedic Consultant*

# GENERAL INFORMATION



## SCOTT O'NEIL

### Chief Executive Officer

Scott O'Neil is the Chief Executive Officer of Harris Blitzer Sports & Entertainment, an organization with the mission of becoming the most impactful sports and entertainment company in the world through the pursuit of innovation and performance, the industry's most passionate and driven executives and engagement in the communities where its properties live, work, play and win.

O'Neil is responsible for the organization's leadership, strategic vision, operations and growth, including the pursuit and acquisition of sports, entertainment and consumer-facing properties. He is the acting Chief Executive Officer over all properties within the organization's portfolio and under the

ownership of Managing Partners Josh Harris and David Blitzer, including: the Philadelphia 76ers (NBA), the New Jersey Devils (NHL), Prudential Center, a top five-ranked performance venue in the U.S. located in Newark, New Jersey; Team Dignitas, an internationally renowned esports team, the Sixers Innovation Lab Crafted by Kimball, the GRAMMY Museum Experience Prudential Center, the Delaware 87ers (NBA G League), and the Binghamton Devils (AHL).

With more than 20 years of experience in the NBA, NHL and NFL, O'Neil has earned a reputation as a leader of leaders and is one of the most connected, dynamic and driven executives in the industry today. Previous executives whom he has mentored and managed run many of the top organizations in sports and entertainment today; those he currently manages are poised to lead the industry into the next generation.

The sports industry veteran's reputation for authentic leadership, an unparalleled drive to innovate, and an emphasis on the importance of corporate culture has placed him at the forefront of the industry vanguard. In merely five years overseeing operations for the properties in HBSE's portfolio, O'Neil led the Philadelphia 76ers to sign the first jersey patch sponsorship in "Big Four" sports history; construct the largest and most technically advanced training complex in professional sports, the Philadelphia 76ers Training Complex; establish an industry-leading Innovation Lab, and become the first U.S. professional sports franchise to acquire a world-renowned esports team. In that same period, under O'Neil's ambitious and aggressive leadership, Prudential Center has become a top ten and top five most-played venue in the U.S and the world by Billboard and Pollstar, respectively, and welcomes over 1.75 million fans and event attendees through its doors annually.

Of his professional accomplishments, O'Neil considers his organizations' corporate culture and dedication to community service his greatest successes and future legacy. The Philadelphia 76ers have been named one of the "Top 50 Cultures" in the U.S. by Entrepreneur (2017), three-times named a "Best Place to Work in Philadelphia" by the Philadelphia Business Journal (2016, 2015, 2014), and named a "Best Place to Work in Pennsylvania by the Central Penn Business Journal (2017). Prudential Center was named a "Best Business" by NJBiz (2016). O'Neil's belief that those who steward iconic sports and entertainment brands have the responsibility and privilege to use those platforms to mentor the next generation of leaders and make the world a better place is the driving force behind HBSE's community engagement initiatives.

Recognizing the important role HBSE's properties play within its communities, O'Neil's employees individually volunteer 76 hours of service annually in the communities where their fans and patrons live, work and play, resulting in more than 30,000 hours of dedicated community service each year. The Philadelphia 76ers' charitable endeavor, the Sixers Youth Foundation, has additionally raised more than \$1 million for Philadelphia-area youth last year alone and is leveraging sports to help children in need.

The former President of Madison Square Garden Sports, O'Neil has had the opportunity to oversee some of the most iconic brands in all of sports, including the New York Knicks (NBA) and New York Rangers (NHL). O'Neil was the key architect in some of the largest deals in history, resulting in record-setting revenue in sponsorships, tickets and suites, while helping in transforming the "World's Most Famous Arena" forever. Preceding his post at MSG Sports, O'Neil spent seven years as the Senior Vice President of the NBA's renowned Team Marketing and Business Operations group, where he advised NBA, WNBA and NBA Development League teams on all business operations. Earlier in his career, O'Neil served as the President of HoopsTV.com and held positions with the New Jersey Nets (NBA) and Philadelphia Eagles (NFL).

O'Neil serves as an Alternate Governor for the NBA and NHL. O'Neil's influence and experience has earned him a place at the podium at some of the largest industry conferences in the world, delivering keynotes at events such as: Leaders in Sport, Beyond Sport, Sports Business Journal's World Congress of Sport, the IEG Pivot Conference, the Ivy Sports Symposium, Sport Marketing Association's Conference and more. O'Neil's leadership practices have been chronicled and applauded in *The Outward Mindset* by the Arbinger Institute, publishers of *The New York Times* Best Seller *Leadership and Self Deception*, as well as in *The Orange Revolution* by Adrian Gostick and Chester Elton. He has ...

FRONT OFFICE





(Continued)

made numerous appearances on CNN, CNBC, FOX Business Network, and has twice co-hosted Bloomberg television's Bloomberg <GO>. He also interacts daily with his more than 16,000 and 25,000 followers on Twitter and LinkedIn, respectively.

O'Neil earned his Bachelor's Degree in Marketing from Villanova University and his Master's in Business Administration from Harvard Business School. He currently resides in Pennsylvania with his wife, Lisa, and daughters Alexa, Kira, and Eliza, who oversee the family's charitable organization, Give and Be Happy.



## **CHRIS HECK**

**President**

As President of the Philadelphia 76ers, Heck oversees content, marketing and branding, ticket sales and service, sponsorship sales and activation, innovation strategy and business development. Tasked with the goal of rejuvenating the sales and branding operations for one of sports most storied franchises, Heck endeavored to fuse the legendary 76ers heritage with the spirit of the new Philadelphia fan. Under his supervision, Heck led the 76ers to a No. 1 ranking in new season ticket memberships and doubled the new season ticket member fan base, while maintaining a top-five ranking in the National Basketball Association's season

ticket member customer service surveys. With Heck's guidance, the 76ers sold the five largest partnerships in franchise history, increased corporate partnerships by 30 percent annually and established Patriot Partner and Training Complex founding partnerships.

Heck played a critical role in groundbreaking initiatives that solidified the 76ers' place as an innovative force in the industry today. Through Heck's leadership, the 76ers secured the first jersey patch sponsorship in "big four" sports history and developed an industry-changing ticketing platform with partner StubHub. He played a critical role in the development of the Philadelphia 76ers Training Complex, home to the Sixers Innovation Lab Crafted by Kimball, where he holds a seat on the Lab's Board of Governors.

Prior to the Philadelphia 76ers, Heck served as the President of Business Operations for the New York Red Bulls (MLS), and with the NBA as Senior Vice President in the league's renowned team marketing and business operations arm where he advised NBA teams on ticket sales and service, sponsorship development and marketing, managed the NBA's Canadian business and oversaw all business and marketing for USA Basketball's Senior Men's and Women's National Teams. Heck has held senior positions with Villanova Sports Properties, the Miami Heat and Philadelphia Eagles. Named to Sports Business Journal's Forty Under 40 list in 2008, Heck holds a bachelor's degree from Villanova University and has served as an Adjunct Professor at Columbia University. He currently serves on the Board of Advisors for MSP Sports, Cooper's Ferry Board of Directors, the Sixers Youth Foundation and Philadelphia Sports Hall of Fame. He and his wife, Mary Beth, have three children and reside in Wilmington, Delaware.

# GENERAL INFORMATION



## LARA PRICE

### Chief Operating Officer

In her position as Chief Operating Officer, Lara Price oversees the Philadelphia 76ers Business Operations, Corporate and Team Communications and Public Relations and renowned Community Engagement arms for one of the National Basketball Association's most storied franchises. With 20-plus years of NBA experience, Price acts as the team's primary intermediary with the league office and is the key liaison between the 76ers business and basketball arms of the organization.

Price played a critical role in the development of the Philadelphia 76ers Training Complex located in Camden, New Jersey. The 150,000-square-foot facility is home to the 76ers basketball and business operations, and the largest and most technically advanced training facility in professional sports. In her position, Price serves as an ambassador between the 76ers organization and the cities of Philadelphia and Camden.

Price is responsible for principal communication between the 76ers organization and the team's managing partners and ownership group. With the recent formation of Harris Blitzer Sports & Entertainment, Price will lead and support operations and communications between the venture's sports and entertainment properties, including the New Jersey Devils (NHL) and Prudential Center, a top-five ranked performance venue in the U.S. located in Newark, New Jersey. Among her responsibilities, Price additionally oversees the operation of the Delaware 87ers, the 76ers NBA G League affiliate.

In 1998, Price became one of the first female Vice Presidents in the NBA. She is a 2015 honoree of the revered Women in Sports & Events (WISE) Woman of the Year Award, which recognizes female leaders who have made a significant impact in the business of sports. She currently serves as the Sixers Youth Foundation President and is an active board member of the Police Athletic League, which she also retains a seat on the Education and Finance Committees. She has board positions on the Board of Trustees for the Camden Health and Athletic Association, the Philadelphia Sports Advisory Board, the Wilt Chamberlain Foundations Board, and is a Member of the Leadership Council for KIPP Philadelphia Charter Schools.

Price joined the 76ers in 1996 as Director of Marketing after serving as Manager of Team Services for the NBA. She also served as Director of Team Services for the Continental Basketball Association.

A native of Boulder, Colorado, Price is a graduate of Colorado State University where she was a member of the women's basketball team. Price resides in suburban Philadelphia.



## BRAD SHRON

### Executive Vice President, General Counsel

Brad Shron joined the Philadelphia 76ers, New Jersey Devils and Prudential Center as Executive Vice President, General Counsel in November 2013. Brad built and now oversees the legal teams across the three business units. He is responsible for negotiating, writing and executing all agreements and contracts for the organization and is lead counsel on all legal matters. He was named to NJBiz's "Forty Under 40" list in 2014.

Brad was previously an associate at Proskauer Rose LLP for over eight years, where he was part of the firm's prominent sports practice and represented teams, leagues and other institutions across the sports industry.

Brad received a B.A. from the University of Pennsylvania and his J.D. from Harvard Law School. He resides in New Jersey with his wife and two children.





## **CARLOS MONTOYA**

### **Senior Vice President, Deputy Senior Counsel**

Carlos Montoya, Senior Vice President & Deputy General Counsel, joined Harris Blitzer Sports & Entertainment in July 2014. Previously, Carlos was an Assistant General Counsel at Aramark Corporation where he held various corporate counsel and compliance positions, including serving as lead counsel for Aramark's business dining division. Prior to Aramark, Montoya was an associate in the litigation practice group of Morgan Lewis where he represented corporate clients and individuals in commercial, securities and class action litigations and government investigations. Montoya also clerked for U.S. District Court Judge Gene E.K. Pratter, and worked as an associate in the corporate department of Simpson Thacher & Bartlett. Montoya was honored as a 2016 Corporate Counsel award recipient by the Philadelphia Business Journal.

A graduate of the University of Virginia and the University of Pennsylvania Law School, Carlos lives in the East Falls section of Philadelphia with his wife and son.

---



## **ANDY SPEISER**

### **Senior Vice President of Finance, Chief Financial Officer**

Andy Speiser begins his 26th season with the Philadelphia 76ers and his 15th as Chief Financial Officer. Speiser manages all financial aspects for the team, including supervision of financial reporting, budgeting, treasury functions, serving as financial liaison to the National Basketball Association, and also plays an integral role in managing day-to-day business operation along with the other members of the 76ers executive team.

In addition to his many financial responsibilities, Speiser assists the General Manager's office on matters regarding the complexities of the Collective Bargaining Agreement. His extensive knowledge of the CBA, including the salary cap and player contracts, has made Speiser an invaluable resource to the basketball operations department.

He also serves on the Board of Directors for two charitable organizations: the Sixers Youth Foundation and the Wilt Chamberlain Memorial Fund.

Prior to joining the 76ers in August 1992, Speiser spent nine years working for McDonnell Douglas Truck Services, Inc. in Fort Washington, Pennsylvania, serving as their corporate controller.

A graduate of Syracuse University, Speiser and his wife Sharon have two sons, Alex and Daniel.

# GENERAL INFORMATION



## CHAD BIGGS

### Senior Vice President of Corporate Development & Activation

Chad Biggs was named Senior Vice President of Corporate Development & Activation for the Philadelphia 76ers in January of 2015. In his role, Biggs oversees all corporate partnership sales, retention and activation for the team's burgeoning roster of partners, which include Philadelphia 76ers Patriot Partners StubHub, DraftKings and the Rothman Institute at Jefferson Hospital.

Biggs brings more than 20 years of wide-ranging, sports-focused partnership experience to the Sixers, most recently serving as the Vice President of Global Marketing Partnerships for the NBA. During his stints at league offices in New York and Beijing, Biggs managed key domestic and global marketing partner relationships.

Prior to joining the NBA, Biggs was the Vice President of Business Leadership at Momentum Worldwide in New York, leading American Express' global entertainment sponsorships. He was also Vice President of Olympic Marketing at IMG Consulting, where he led the planning and management of Johnson & Johnson Vision Care's worldwide Olympic Games sponsorship program.

For four years, Biggs served as Senior Manager of Sports & Entertainment Marketing at Sprint Nextel Corporation, where he helped develop their ground-breaking title sponsorship of the NASCAR Nextel Cup Series (now NASCAR Sprint Cup Series). Biggs began his career working at IMG, where he focused on promoting tennis tournaments.

Biggs holds an MBA from the American Graduate School of International Management and a bachelor's degree from the University of Vermont. An avid marathoner, Biggs currently resides in Princeton with his wife and three children.



## KATIE O'REILLY

### Chief Marketing Officer

In her role as one of the Philadelphia 76ers most senior leaders, Katie O'Reilly is responsible for the branding and business development for one of the sports industries most iconic properties. As Chief Marketing Officer, O'Reilly oversees the direction of the team's brand, creative and marketing solutions, game presentation, social media, digital and video content, VIP events and hospitality, customer relationship management, business development and merchandise departments. Now entering her fifth season with

the 76ers, O'Reilly and her team are the brains behind the widely acclaimed "Welcome to the Moment" advertising and "Spirit of the Champion" tribute campaigns as well as new branding initiatives including the recently unveiled 2017-18 season Nike uniforms.

During this tenure with the Philadelphia 76ers, O'Reilly oversaw corporate business development for the team's new 150,000-square-foot Training Complex, including the creation, development and launch of the Sixers Innovation Lab Crafted by Kimball, on which she currently holds a position on the Board of Governors. Additionally, O'Reilly spearheaded the creation of the 76ers Legends Walk – commissioned sculptures of past 76ers greats that lives permanently at the 76ers Training Complex.

A 2016 Philadelphia Business Journal "40 Under 40" honoree, O'Reilly joined the 76ers in 2013 to lead the new Business Development department where she played a crucial role in securing some of the largest partnerships in franchise history.

Prior to the Philadelphia 76ers, O'Reilly served as the Director of Partnership Marketing for Insignia Sports & Entertainment. She served as National Program Director for IMG College in New York City where she oversaw the sales development team responsible for creating national programs and media plans for corporate partnerships across 70-plus Division I university athletic departments, conferences and related properties. She previously held positions with the National Basketball Association's renowned Team Marketing & Business Operations group and at Madison Square Garden.

O'Reilly, a Lower Merion native and Shipley School alumni, received a B.A. in History from the University of Michigan and currently resides in Philadelphia, Pennsylvania, with her husband, Edward.



## **JAKE REYNOLDS**

### **Chief Revenue Officer**

As the Chief Revenue Officer for the Philadelphia 76ers, Jake Reynolds is responsible for the corporate partnership sales and activation and ticket sales and service departments, strategy and revenue generation for the National Basketball Association franchise. Under his leadership, the 115-person ticket sales and service department, the largest in professional sports today, has achieved unprecedented success in new season ticket membership growth and retention, group sales and employee retention and promotion.

Over the past four years with the iconic NBA franchise, Reynolds spearheaded significant changes to the team's sales and service departments, the result of which placed the 76ers at the top of NBA new season ticket membership and fan customer service charts.

Reynolds was an integral driver in the design, development and implementation of the Philadelphia 76ers and partner, StubHub's groundbreaking ticketing platform. The revolutionary new ticketing platform seamlessly integrates and makes available primary and secondary seats in one marketplace, on one seating map, with one blended pricing purchase process; providing 76ers fans unparalleled access to available seats with a world-class, fan-friendly mobile experience.

A 2017 honoree at the Leaders and Aspire Academy's international "Leaders Under 40" awards, Reynolds routinely presents his signature corporate culture tactics and approach at NBA and sports industry conferences. His millennial management philosophy and style has been chronicled in Sports Illustrated, the Sports Business Journal, the Philadelphia Business Journal and more. His management initiatives played a critical part in 76ers three-time recognition as one of the "Best Places to Work in Philadelphia," by the Philadelphia Business Journal.

Prior to his position with the Philadelphia 76ers, Reynolds was the Director of Inside Sales for Monumental Sports & Entertainment, overseeing the ticket sales, servicing, and sales staff efforts for the Washington Wizards, Washington Capitals, Washington Mystics, and Georgetown men's basketball.

Reynolds has his B.S. in Business Management from Utah Valley University. He resides in Garnet Valley, Pennsylvania, with his wife Emily and their three daughters.



# COMMUNITY





## Community Engagement Programing

The Sixers believe that by fostering a bold and gutsy positive attitude, and nurturing devotion and commitment to a productive goal, young people can achieve their own personal greatness. Whatever endeavor they choose to pursue can be honed, crafted and developed. We are committed to fostering positive change in the lives of young people living in Philadelphia and Camden both in the classroom and on the court.

The motto we encourage for all those involved in our programs is: “I won’t let others predict my future — I will invent my future, I will create my success.”

### Our Vision

We envision communities where all children have the opportunity to create, pursue and realize their dreams.

We are committed to reaching out into the lives of young people in our communities through in-depth engagements and community-based clinics to help them develop physical and emotional strength, a sense of personal well-being and an attitude of teamwork and service to others.

Utilizing the transformative power of basketball, we provide promising futures to our youth communities through education and mentorship. We can create the next generation of leaders and entrepreneurs that will ensure a bright future for our communities and all who live there.

### Our Mission

In crafting our mission, we focus on what we can do that will have the greatest impact in achieving our vision. The result is both an action statement and a promise:

**Through the transformative power of basketball and mentor-coaching, our young people can develop into the next generation of innovators and leaders.**



# GENERAL INFORMATION

## Our Programs and Activities

### Sixers Youth Foundation

The Sixers Youth Foundation is devoted to bringing positive change to the lives of young people in Philadelphia and Camden. The Foundation has developed and is investing in four signature programs in the coming years for middle school-aged youth: S.C.O.R.E., Sixers Youth H.O.O.P.S., Sixers Math Hoops and Court Renovations.

Through these programs, the Sixers Youth Foundation is helping young people who live in challenged communities and in vulnerable families develop healthy physical, social, emotional and academic skills. We are collaborating with educators and local schools to implement in-depth engagements with students in an effort to transform their lives and their futures in the classroom and on the court. We are helping young people develop in all facets of their character while fostering a life-long love of the game of basketball.



### Community Relations

We connect to our fans and our communities in a multitude of ways, including hosting community activities, conferring in-arena recognitions and awards as well as donating memorabilia packages and tickets to qualifying non-profit organizations. In delivering our programs to the community, we involve Sixers' employees from across the organization, asking each to commit to at least 76 hours of volunteer service throughout the year. A number of these volunteers participate in a rigorous coach-training program so that they can effectively engage and mentor young people who participate in our programs.

Our signature community activity is a 90-minute clinic that combines the power of basketball with individualized coaching and mentoring to help middle school-aged young people cultivate positive values and develop life-skills. The interactive clinic uses skill-building activities to inspire and engage students. In addition to the clinics, which are held throughout the year, the Sixers also partner with the NBA to conduct a series of outreach and in-arena events that supplement our outreach activities and sustain a sense of momentum.

### Community Activities 2017-18

#### November, 2017

**Stars and Stripes, presented by Toyota:** In conjunction with the NBA Cares' Hoops for Troops initiative, we show our ongoing commitment to our military and their families by a series of recognition events throughout the basketball season. Highlights include a home game dedicated to our active and retired service men and women and a "Commitment to Service" community event featuring Sixers players working side-by-side with members of the military and recognition of a local military hero at select home games.

#### December, 2017

**Season of Giving:** Beginning with Thanksgiving, the NBA Family hosts hundreds of events to celebrate the holiday season. At the Sixers, we proudly support these efforts with a signature series of volunteer service events designed to spread cheer and create long-lasting memories for youth and families who live in our area's most underserved communities.

#### January, 2018

**My Brother's Keeper – MENTOR Program:** The NBA, the National Basketball Players Association, and the National Basketball Retired Players Association continue to help boys and young men of color discover a pathway to success through the My Brother's Keeper initiative – a multi-sector effort launched by President Obama and the White House. As part of our commitment to this initiative and in recognition of National Mentoring Month, we will host a convening for middle-school age youth and the most celebrated coaches and mentors from our area, for a powerful and inspiring program.



**Martin Luther King, Jr. Day:** Community service is at both the heart of the Sixers and Martin Luther King, Jr. Day. The Sixers will honor the work and memory of Martin Luther King, Jr. with a special video presentation shown in-arena at a home game that recognizes local Civil Rights leaders and community organizations, which encourages volunteer service.

**FIT 76:** During the month of January, the Sixers will conduct a series of clinics for youth throughout the community to show how active and healthy lifestyles contribute to overall life success. In addition, we will feature player and coach video presentations at our home games throughout NBA Fit Week that address the benefits of staying fit and eating healthy.

#### **February, 2018**

**Black History Month:** During the month of February, the Sixers will honor Civil Right pioneers through various programs and events occurring in our communities. In addition, the Sixers will celebrate the legacy of African-American leaders and mentors in-arena through special recognitions.

#### **March, 2018**

**Noches Énébéa:** In March, the NBA will tip off its eleventh annual Latin Nights program, Noches Énébéa. The Sixers will take part in this program with a video presentation in honor of all of our Latino fans. Additionally, the Sixers will wear specially-designed team shooting shirts during in-arena events.

#### **April, 2018**

**Autism Awareness:** In partnership with the NBA and Autism Speaks, the Sixers are raising awareness of Autism and supporting young people and families affected by it. At our Autism Awareness home game, public service announcements by Head Coach Brett Brown and representatives of Autism Speaks are broadcast on our arena jumbo screens. In addition, all Sixers coaches and local broadcasters wear the Autism Speaks lapel puzzle pin. This in-arena event is directly linked to a community-based clinic to support the needs and development of youth with autism.

#### **Recognition and Awards**

At a number of home games throughout the season, the Sixers honor and recognize individuals and organizations that have persevered through challenging life experiences and made a difference in the lives of others. Award recipients receive complimentary seats at the game, a VIP experience, photo opportunities and public recognition.

##### **Strong Kid of the Game**

The Sixers honor a young person from our community who has demonstrated character and persevered through challenging circumstances at select home games.

##### **Coach's Game Changer Award, presented by Firstrust Bank**

The Sixers recognize an individual or organization that has used the power of coaching and mentoring to develop the potential of young people living in communities where our fans live, work and play at select home games.

##### **Toyota Salute of the Game**

The Sixers recognize active or retired members of the military for their service and dedication to our country. The Salute to a Soldier recognition takes place at select home games.

# GENERAL INFORMATION

## Project 76 Employee Volunteer Program

Project 76 is the Sixers official employee volunteer program that provides employees the opportunity to meaningfully engage in our communities. Sixers employees are committed to investing a minimum of 76 hours of their time in local projects.

Last year, employees, players and coaches contributed over 10,000 hours of service to over 200 organizations throughout our communities.

## In-Kind Memorabilia and Ticket Donations

The Sixers support youth development programs and activities throughout our communities by donating tickets and memorabilia to qualified non-profit organizations. Ticket donations are limited to one request per organization per year. Priority is given to initiatives focused on youth living in the Greater Philadelphia area.

Ticket donations are intended to provide organizations that serve youth and families with the opportunity to enjoy an NBA game experience with the Sixers, while in-kind memorabilia donations are designed to provide non-profit organizations with an exciting package of Sixers memorabilia and VIP experiences that may be to aid their fundraising efforts.







## WORLD B. FREE

### Ambassador of 76ers Basketball

Entering his 19th season with the Sixers front office, World B. Free serves as the Ambassador of 76ers Basketball. A fixture in the 76ers family, the former 1975 Sixers second round draft pick travels to schools, recreation centers and playgrounds in the tri-state area teaching the fundamentals of basketball and life.

Free has headed up the successful 17-year-old 76ers Summer Hoops Tour where he reaches thousands of children each summer challenging these young people to not only further their basketball skills but their life skills as well. Additionally, Free makes countless public appearances delivering motivational messages on issues ranging from education, sportsmanship and saying “no” to drugs.

Free poured-in 17,955 points over his illustrious 13-year career. The prolific scorer from Brooklyn spent four years with the 76ers (1975-78, 1987), while also making stops in San Diego (1978-80), Golden State (1980-82), Cleveland (1983-86) and Houston (1987). As a member of the 1979-80 San Diego Clippers, Free put together his best season in the NBA. He averaged an astounding 30.2 points over just 68 games, which landed him a spot in the 1980 NBA All-Star Game. He appeared in 886 games over his career, averaging 20.3 points while dishing-out 3.7 assists per contest.

Free, who also spent two seasons as the 76ers strength and conditioning coach, was inducted into the New York City Basketball Hall-of-Fame in 1997, joining the likes of former teammate, Billy Cunningham, Kareem Abdul-Jabbar, Connie Hawkins, Lenny Wilkens and Nate “Tiny” Archibald.

Free attended Guilford College located in North Carolina for three years, where he averaged 23.6 points and 6.5 rebounds per game. He was a member of the school’s 1973 NAIA Championship team, while being named the tournament’s Most Valuable Player.

A native of Brooklyn, N.Y., Free currently resides in the Philadelphia area.



# GENERAL INFORMATION

## NBA CARES



NBA Cares is the league's global social responsibility program that builds on the NBA's mission of addressing important social issues. NBA Cares programs and participants have provided more than 3.7 million hours of hands-on service and created more than 1,040 places where kids and families can live, learn or play in communities around the world. The NBA also engages more than 12 million youth annually, inspiring play and teaching the values of the game. NBA Cares works with internationally recognized youth-serving programs that support education, youth and family development, and health-related causes, including: Thurgood Marshall College Fund, Special Olympics, YMCA of the USA, Boys & Girls Clubs of America, UNICEF, the Make-A-Wish Foundation, Share Our Strength and GLSEN.





## NOTES



# PLAYERS



# #1 JUSTIN ANDERSON



POSITION G/F  
HEIGHT 6-6  
WEIGHT 230  
YEARS PRO 2  
FROM Virginia/USA  
BORN 11/19/93

## CAREER HIGHS

PTS	26	@ NYK 04/12/17
FG	9	(2) @ NYK 04/12/17
FGA	19	@ GSW 11/09/16
3FG	3	(7) @ NYK 4/12/17
3FGA	7	@ OKC 1/13/16
FT	8	vs. MEM 4/8/16
FTA	8	(2) vs. MEM 4/8/16
OR	4	@ UTA 11/2/16
DR	8	(3) vs. DET 3/4/17
TR	10	(2) vs. MEM 4/8/16
AST	7	@ GSW 11/9/16
STL	3	(3) @ NYK 4/12/17
BLK	3	vs. MEM 4/8/16
MIN	40:58	@ GSW 11/9/16

## PLAYOFF HIGHS

PTS	14	@ OKC 4/25/16
FG	7	@ SAS 5/21/13
FGA	18	@ SAS 5/21/13
3FG	3	(2) vs. LAC 5/3/13
3FGA	8	vs. LAC 5/3/13
FT	6	@ PHO 4/18/10
FTA	9	@ PHI 4/18/10
OR	2	(2) vs. CHI 4/25/15
DR	4	(4) @ SAS 5/19/13
TR	4	(8) vs. CHI 4/30/15
AST	7	vs. PHO 4/29/10
STL	2	@ SAS 5/21/13
BLK	2	vs. SAS 5/25/13
MIN	37:36	@ PHO 4/26/10



**TRANSACTIONS:** Selected by the Dallas Mavericks with the No. 21 pick of the 2015 NBA Draft...Acquired by Philadelphia on 2/23/17 in a trade, along with Andrew Bogut, a 2017 second round selection, and a 2020 second round pick in exchange for Nerlens Noel.

**PRO CAREER:** Appeared in 130 games (19 starts) averaging 5.7 points and 2.9 rebounds in 14.4 minutes per game, while shooting .419 from the field, .289 from 3-point range and .793 from the free throw line.

**2016-17: (PHI/DAL)** Played in 75 games split between the Mavericks and Sixers (10 starts) while averaging 7.1 points, 3.3 rebounds, and .9 assists per game... In 24 games with the Sixers, averaged 8.5 points per game along with four rebounds and 1.4 assists shooting a career-best 46.3 from the field while playing a career most 21.6 minutes per game... Career-high 26 points and three steals in season finale @ NYK on 4/12... Season-best 9 rebounds @ CLE on 3/31 while also scoring 12 points... Over last 8 games of the season averaged 12.3 points, 3.4 rebounds and 2.1 assists in 28.6 minutes per game.

**2015-16 SEASON DALLAS: (DAL)** Averaged 3.8 points, 2.4 rebounds and 11.8 minutes in 55 games (9 starts)...shot 80.0% (44-55 FTs) from the FT line...as a starter, averaged 7.6 points, 6.1 rebounds, 1.4 assists and 1.1 blocks in 26.1 minutes while shooting 45.8% (22-48 FGs) from the field (DAL was 7-2 when he started)... appeared in each of DAL's final 16 games of the season, starting eight of the last nine...over DAL's final 11 games of the year, averaged 8.2 points, 5.7 rebounds, 1.6 assists and 1.2 blocks in 25.8 minutes...appeared in seven games (all starts) for the Mavericks' D-League affiliate Texas Legends, averaging 23.0 points, 4.6 rebounds and 3.4 assists in 38.3 minutes...one double-double (point/rebound)...one game with 15+ points...7 games with 10+ points, including 3 straight from 3/25-3/28/16...2 games with 10+ rebounds (2-0 record)... made NBA debut in season opener at PHO (10/28/15) and had two points (1-2 FGs) and one rebound in three minutes...five points (2-8 FGs, 1-5 3FGs), six rebounds, one assist, one steal and one block in 18 minutes at LAC (10/29/15)...1st career double-figure scoring game with 11 points (4-4 FGs, 1-1 3FGs, 2-2 FTs), two rebounds and one assist in 15 2nd-half minutes at NO (11/10/15)...seven points (3-3 FGs, 1-1 3FGs), two rebounds, one steal and one block in 10 minutes vs. LAC (11/11/15)...he made eight consecutive field goals over a three-game span at HOU on 11/10/15-vs. LAL 11/13/15)...made 1st career start at HOU (11/14/15) and had three points (1-4 FGs, 1-4 3FGs) and one rebound in twelve minutes...5 points (2-4 FGs, 1-2 3FGs), 4 rebounds, 2 assists and 1 steal in 17 minutes at NO (11/16/15)...5 points (2-9 FGs, 1-7 3FGs), 4 rebounds, 3 assists, season-high 3 steals and 1 block in 27 minutes at OKC (1/13/16)...6 points (3-3 FGs) and 2 rebounds in 11 minutes at GS (1/27/16)...5 points (2-7 FGs, 1-2 3FGs), 7 rebounds, 1 steal and 2 blocks in 22 minutes vs. MIA (2/3/16)...13 points (4-7 FGs, 2-3 3FGs, 3-3 FTs), all in 4th quarter, to go with 3 rebounds in 18 minutes vs. SA (2/5/16)...6 points (2-5 FGs, 1-3 3FGs, 1-2 FTs) and 4 rebounds in 13 minutes at MEM (2/6/16)...10 points (2-4 FGs, 2-3 3FGs, 4-4 FTs) and 2 rebounds in 9 4th-quarter minutes vs. MIN (2/28/16)...7 points (2-2 FGs, 1-1 3FGs, 2-2 FTs) and 1 rebound in 6 4th-quarter minutes vs. LAC (3/7/16)...10 points (3-7 FGs, 2-3 3FGs, 2-2 FTs), 3 rebounds, 3 assists and 2 blocks in 25 minutes at GS (3/25/16)...11 points (5-13 FGs, 1-1 FTs), 3 rebounds and 2 assists in 21 minutes at SAC (3/27/16)...in 2nd start, 11 points (5-8 FGs, 1-3 3FGs), 4 rebounds, 2 assists, 1 steal and 2 blocks in 24 minutes at DEN (3/28/16)...he scored 10+ points in 3 straight games from 3/25-3/28/16, giving him his 1st career double-figure scoring streak...7 points (3-4 FGs, 1-1 3FGs), 9 rebounds, 2 steals and 1 block in 29 minutes vs.

NY (3/30/16)...9 points (4-4 FGs, 1-1 FTs), season-high (team-high) 10 rebounds, 1 assist, 1 steal and 1 block in 24 minutes at MIN (4/3/16)...5 points (2-5 FGs, 1-2 FTs), 3 rebounds, 2 assists and 1 block (a key chase-down block on Trevor Ariza with 1:35 remaining) in 20 minutes in DAL's 88-86 win vs. HOU (4/6/16)...1st career double-double with season-high 19 points (4-7 FGs, 3-5 3FGs, 8-8 FTs), including 10 in 4th quarter, to go with season-high-tying (game-high) 10 rebounds, 1 steal and season-high 3 blocks in season-high 38 minutes vs. MEM (4/8/16)...4 points (2-4 FGs), 3 rebounds and 1 block in 14 minutes in playoff-clinching win at UTA (4/11/16)...recorded 18 DNPDCDs...spent 9 games on the inactive list (7 Inactive-CDS and 2 for assignment to the D-League).

**COLLEGE: (Virginia)** Selected NABC All-America Third Team and All-ACC Second Team as a Virginia junior...helped lead the Cavaliers to 83 wins, 2 NCAA tournaments, 2 ACC regular-season titles and its second ACC Tournament championship in school history during his 3 seasons, 2014-15: As a junior, averaged career-highs in points (12.2), rebounds (4.0) and minutes (27.8) in 26 games (23 starts)...shot a career-best 46.6% from the field, 45.2% from 3-point range and 78.0% from the FT line...led the ACC in 3FG%...18 games with 10+ points, including a season-high 21 points in a road win at VCU... Helped lead Virginia to a school-record tying 30 wins, an ACC regular season championship and a NCAA third round appearance...named NABC Third Team All-America and All-ACC Second Team...a finalist for the Julius Erving Award, given to the nation's best small forward...selected to the USBWA and NABC All-District teams and the midseason candidate lists for a number of national player of the year awards including: the Naismith Trophy; USBWA Oscar Robertson Trophy; John Wooden Award; and Lute Olson Award...recognized as the USBWA's Oscar Robertson National Player of the Week and ACC Co-Player of the Week on 12/9/14...missed the last 8 games of the ACC regular season with a broken pinky in his shooting hand and an appendectomy, 2013-14: Averaged 7.8 points, 2.3 rebounds and 21.5 minutes in 37 games (5 starts)...shot 40.7% from the field...29.4% from 3-point range and 71.6% from the line...15 games with 10+ points, including 6 consecutive games from 12/7/13-1/8/14...named as the ACC Sixth Man of the Year by the media, 2012-13: Averaged 7.6 points, 3.3 rebounds, 2.3 assists, 1.2 blocks and 24.0 minutes in 35 games (17 starts)...shot 42.0% from the field...led Virginia in scoring during the NIT, averaging 19.0 points in 3 games...established career highs in points (24 and 3-pointers (5) and tied a career-best with 5 blocks vs. Iowa in NIT quarterfinals...named ACC Rookie of the Week on 2/11/13 after averaging 15.5 points, 5.0 rebounds, 2.5 assists and 1.5 steals in wins over Clemson and Maryland.

**OFF THE COURT:** Full name is Justin Lamar Anderson...son of Kim and Edward Anderson II...has an older sister, Resha, and an older brother, Edward III...brother played basketball at the University of Mary Washington...cousin, Jermon Bushrod, plays offensive tackle for the Miami Dolphins...a product of Montrose Christian School, which also produced NBA players Kevin Durant, Terrence Ross and Greivis Vásquez...joined the Mavs Foundation to dedicate their newest Reading & Learning Center at the Boys & Girls Clubs of Greater Fort Worth...teamed up with United Way of Metropolitan Dallas and Central Market/H-E-B to read Dr. Seuss books to students at Uplift Education's Peak Preparatory School in Dallas as part of the "Change a Child's Story" campaign, a campaign to bring more awareness about the role books play in a child's education...nickname is "Simba", the character from "The Lion King", who he's always had a connection with because he's relentless and does everything for his family and friends...loves to cook and play video games...on Twitter @JusAnderson1.

PLAYERS

**NBA REGULAR SEASON STATISTICS**

YEAR	AGE	TM	G	GS	MP	FG	FGA	FG%	3P	3PA	3P%	FT	FTA	FT%	ORB	DRB	TRB	AST	STL	BLK	TOV	PF	PTS
16-17	23	PHI/DAL	75	10	16.4	2.5	5.9	42.4	0.8	2.6	.299	1.4	1.7	.791	0.9	2.3	3.3	0.9	0.5	0.3	0.9	1.5	7.1
15-16	22	DAL	55	9	11.8	1.3	3.2	40.6	0.4	1.5	.265	0.8	1.0	.800	0.3	2.1	2.4	0.5	0.3	0.5	0.4	0.8	3.8
<b>CAREER</b>			<b>130</b>	<b>19</b>	<b>14.4</b>	<b>2.0</b>	<b>4.7</b>	<b>.419</b>	<b>0.6</b>	<b>2.1</b>	<b>.289</b>	<b>1.1</b>	<b>1.4</b>	<b>.793</b>	<b>0.7</b>	<b>2.2</b>	<b>2.9</b>	<b>0.7</b>	<b>0.5</b>	<b>0.4</b>	<b>0.7</b>	<b>1.2</b>	<b>5.7</b>

**NBA PLAYOFF STATISTICS**

YEAR	AGE	TM	G	GS	MP	FG	FGA	FG%	3P	3PA	3P%	FT	FTA	FT%	ORB	DRB	TRB	AST	STL	BLK	TOV	PF	PTS
15-16	22	DAL	5	1	19.0	3.4	7.4	.459	0.8	2.6	.308	1.8	2.8	.643	1.8	2.2	4.0	1.4	0.8	0.6	1.0	2.4	9.4
<b>CAREER</b>			<b>5</b>	<b>1</b>	<b>19.0</b>	<b>3.4</b>	<b>7.4</b>	<b>.459</b>	<b>0.8</b>	<b>2.6</b>	<b>.308</b>	<b>1.8</b>	<b>2.8</b>	<b>.643</b>	<b>1.8</b>	<b>2.2</b>	<b>4.0</b>	<b>1.4</b>	<b>0.8</b>	<b>0.6</b>	<b>1.0</b>	<b>2.4</b>	<b>9.4</b>

# #1 JERRYD BAYLESS



**POSITION** G  
**HEIGHT** 6-3  
**WEIGHT** 210  
**YEARS PRO** 9  
**FROM BORN** Arizona/USA  
 8/20/88

## CAREER HIGHS

PTS	31	(2) @ DET 12/11/10
FG	12	vs. ATL 2/26/14
FGA	24	@ SAS 12/23/09
3FG	6	(2) @ BKN 11/2/15
3FGA	12	vs. PHI 4/4/14
FT	11	(2) @ CHA 2/22/11
FTA	12	(4) @ CHA 2/22/11
DR	2	(13) vs. OKC 3/6/15
DR	8	@ NOP 3/17/15
TR	8	(4) vs. WAS 2/11/16
AST	11	(2) @ DEN 12/14/12
STL	4	(4) vs. SAC 11/25/15
BLK	3	@ CHA 11/17/12
MIN	46:40	@ BKN 11/2/15

## PLAYOFF HIGHS

PTS	19	@ LAC 4/20/13
FG	7	@ SAS 5/21/13
FGA	18	@ SAS 5/21/13
3FG	3	(2) vs. LAC 5/3/13
3FGA	8	vs. LAC 5/3/13
FT	6	@ PHO 4/18/10
FTA	9	@ PHI 4/18/10
DR	2	(2) vs. CHI 4/25/15
DR	4	(4) @ SAS 5/19/13
TR	4	(8) vs. CHI 4/30/15
AST	7	vs. PHO 4/29/10
STL	2	@ SAS 5/21/13
BLK	2	vs. SAS 5/25/13
MIN	37:36	@ PHO 4/26/10



**TRANSACTIONS:** Selected by the Pacers with the 11th overall pick of the 2008 NBA Draft ... traded by Indiana with Ike Diogu to Portland for Jarrett Jack, Josh McRoberts and Brandon Rush on 7/9/08 ... traded by the Trail Blazers to the Hornets for a 2011 1st round draft pick on 10/23/10 ... traded by New Orleans with Peja Stojakovic to Toronto for David Andersen, Marcus Banks and Jarrett Jack on 11/20/10 ... signed with the Grizzlies as a free agent on 7/13/12 ... as part of a three-team trade, traded by Memphis to Boston on 1/7/14 ... signed with Milwaukee as a free agent on 7/31/14... signed with the Sixers on 7/13/16.

**PRO CAREER:** In 513 games with 82 starts, averaged 8.5 points, 2.9 assists and 2.1 rebounds in 21.3 minutes per game while shooting 41.4% from the floor, 36.6% from 3-point range and 82.5% from the line.

**2016-17: (PHI)** Played in three games (one start), averaging 11 points, 4.3 assists, and 4 rebounds in 23.7 minutes per game ... Season high 18 points on 11/23 vs MEM... Missed the last 67 games after undergoing wrist surgery on 12/15/16.

**2015-16: (MIL)** Played in 52 games (18 starts), averaging 10.4 points, 3.1 assists and 2.7 rebounds in 28.9 minutes per game ... shot a career-high 43.7 percent from three, which ranked fourth in the NBA during the regular season ... made a career-high 101 3-pointers (previous high was 76 in 72 games during the 2013-14 season while playing for the Raptors) ... had a career-high-tying six 3-pointers on 11/2 vs BKN and finished with a season-high 26 points ... logged his lone double-double of the season with a season-high 10 assists and 19 points on 11/7 vs BKN ... had 19 points and seven assists on a season-high-tying eight field goals on 12/28 at DAL ... tied his career high of eight rebounds on 2/11 vs. WAS ... recorded three 20+ point games and 28 10+ point games.

**2014-15: (MIL)** Shot 88.3% from the free-throw line (121-for-137), which ranks 13th in Bucks history for highest single-season FT% with at least 120 FTM ... tied career-high eight rebounds – all of which were defensive, which was a new career high – on 3/17 at NOP ... played season-high 39 minutes on 2/20 vs. DEN ... grabbed career-high eight rebounds on 2/23 at CHI ... on 2/2 at TOR tied season-high nine assists ... hit 58 consecutive attempts from the free-throw line from 11/19 to 1/25, which is the longest streak of free throw makes by a Buck since Michael Redd hit 59 in a row from 1/19 to 2/10/04 ... set season high for assists with nine vs. UTA on 1/22 ... hit season-high seven FGM on 12/20 at LAC ... made first start of the season at TOR on 11/21 ... scored season-high 20 points on 11/1 at WAS ... swiped season-high three steals three times.

**2013-14: (BOS/MEM)** Averaged 9.3 points, 2.0 rebounds and 2.7 assists in 23.4 minutes per game split between MEM and BOS ... with BOS averaged 10.1 points, 2.1 rebounds and 3.1 assists per game ... shot 41.8 percent from the floor and 39.5 percent from 3-point range with BOS ... recorded 19 points off the bench against SAC that included a season-high-tying four 3-pointers on 2/7 ... dished season-high nine assists against SAS on 2/12 ... netted a season-high 29 points against ATL on 2/26 that included a career-high 12 field goals ... in 41 games with BOS, recorded 10 or more points 22 times and 20+ points four times ... in 14 starts for BOS, averaged 13.9 points, 2.9 rebounds, 2.9 assists and 1.0 steal in 30.7 minutes ... shot 47.1 percent from 3-point range when he started for BOS ... recorded his 1,000th assist against PHI on 2/5 and his 3,000th career point against IND on 3/1.

**2012-13: (MEM)** Averaged 8.7 points, 2.2 rebounds and 3.3 assists on 41.9 percent shooting in 22.1 minutes in a career-high 80 games (4 starts) ... registered 14.6 points on 43.4 percent shooting over the final 16 games of the season ... ranked second on the team in 3FGM (71) and 3FGA (201) ... as a starter, posted 16.0 points, 4.0 rebounds and 5.8 assists in 37.8 minutes ... scored 10+ points in nine consecutive games from 1/23-2/8 and again from 3/15-29, the second-longest scoring streaks of his career ... recorded the two highest scoring totals by a MEM reserve that season with 29 on 2/5 vs. PHX and season-high 30 on 3/23 vs. BOS, one of two 30-point

games by a Grizzlies player that year (Zach Randolph, 38 on 12/4 vs. PHX) ... tied career high with 11 assists in only 17 minutes on 12/14 at DEN, becoming the first NBA player to record that many assists in that few minutes since Randy Woods (LAC) on 2/14/95 at HOU ... made a step-back jumper and sank two free throws in the final 24 seconds to help MEM defeat CLE on 11/26 in his first start of the season ... scored seven points in the final 11 seconds of regulation in MEM home win on 3/20 vs. OKC, including a 3-pointer with 3.7 seconds remaining to send the game into OT ... scored in double figures 25 times in his final 40 games after doing so just three times in his first 40 ... inactive two games from 4/7-9 due to a sore right knee.

**2011-12: (TOR)** Set career-highs in scoring (11.4 points) and assists (3.8) in 31 games (11 starts) ... increased averages to 17.8 points and 5.3 assists while shooting 45.0% from the field and 42.9% from 3-point range in his 11 starts ... made career-high 6 3-pointers in a 30-point performance on 2/6 at WAS.

**2010-11: (TOR/NOH)** Averaged 9.2 points, 2.3 rebounds and 3.7 assists in 71 games (14 starts), splitting the season between NOH and TOR ... as a starter, increased averages to 18.1 points and 6.7 assists in 35.6 minutes ... set career-highs with 11 assists and 8 rebounds on 1/24 vs. MEM ... recorded a double-double with 11 points and 10 assists on 2/22 at CHA, tying career-highs by shooting 11-of-12 from the free throw line, making him the first NBA player to record a points/assists double-double without a made field goal since Magic Johnson (4/2/96 at CHA) ... tied a career-high with 31 points on 12/10 at DET.

**2009-10: (POR)** Averaged 8.5 points, 1.6 rebounds and 2.3 assists in 74 games (11 starts) ... made more free throws (201) than field goals (200) ... scored a career-high 31 points on 12/23 at SAC, setting a franchise record for points by a Trail Blazer making his first career start.

**2008-09: (POR)** Averaged 4.3 points, 1.1 rebounds and 1.5 assists in 12.4 minutes in 53 games during his rookie season ... named the Most Valuable Player of the 2008 NBA Summer League in Las Vegas, after he averaged 29.8 points in four games.

**PLAYOFFS:** (29 games, 2 starts) ... 2015: Averaged 6.5 points, 2.5 rebounds and 3.0 assists in the first round against Chicago ... made buzzer-beating lay-up to win the game on 4/25 vs. CHI, his first such make in the playoffs or regular season ... 4.50 assist to turnover ratio (18:4) ranked fourth in the league during the postseason ... 2013: Averaged 9.3 points, 2.0 rebounds and 2.1 assists in 21.3 minutes in 15 games ... scored a playoff career-high 19 points in Game 1 of the first round on 4/20 at LAC ... 2010: Posted 13.5 points, 2.7 rebounds and 3.8 assists in 27.7 minutes in 6 games (2 starts) against PHX in the first round ... 2009: Made his first two playoff appearances and totaled 6 points in 11 minutes.

**COLLEGE: (Arizona)** 2007-08: Led the Arizona Wildcats in scoring (19.7 points) and assists (4.0) while averaging 2.7 rebounds on 45.8% shooting (40.7 3P%) in 35.7 minutes in 30 games ... earned All Pac-10 Second Team and All-Freshman honors, First Team All-District honors by the National Association of Basketball Coaches (NABC) and U.S. Basketball Writers Association (USBWA), named Honorable Mention All-America by The Associated Press, and was a finalist for the Wooden Award ... became the first freshman in school history to lead Arizona in scoring, as well as the first freshman to win team MVP since Sean Elliot (1985-86) ... first player in Arizona history to score 30 points in three consecutive games ... tied the mark for most points by a freshman in a Pac-10 game with a career-high 39 on 2/10/07 vs. Arizona State

**OFF THE COURT:** Son of Denise Bowman and Brad Bayless ... name is pronounced JAIR-ih ... has an older brother, Justin ... named to the 2009 USA Basketball Men's Select Team, though injury prevented him from participating ... tabbed for the 2008 USA Basketball Men's Select Team alongside then-Trail Blazers teammate LaMarcus Aldridge ... as a senior at



(Continued)

St. Mary's, was named to the 2007 McDonald's All-American Team, the 2007 Jordan Brand All-American Classic, as well as a Parade and EA Sports All-American ... named Gatorade Arizona State Player of the Year during his junior and senior seasons at St. Mary's ... won the gold medal in the 100 meters at the 9- or 10-year old junior Olympics in Seattle ... hobbies include golf, where he has made two hole-in-ones ... on Twitter as @jerrydbayless.

### NBA REGULAR SEASON STATISTICS

YEAR	AGE	TM	G	GS	MP	FG	FGA	FG%	3P	3PA	3P%	FT	FTA	FT%	ORB	DRB	TRB	AST	STL	BLK	TOV	PF	PTS
16-17	28	PHI	3	1	23.7	3.7	10.7	.344	0.7	1.7	.400	3.0	3.3	.900	1.0	3.0	4.0	4.3	0.0	0.0	3.0	1.3	11.0
15-16	27	MIL	52	18	28.9	3.6	8.4	.423	1.9	4.4	.437	1.3	1.7	.778	0.4	2.3	2.7	3.1	0.9	0.2	1.4	2.1	10.4
14-15	26	MIL	77	4	22.3	2.9	6.7	.426	0.5	1.6	.308	1.6	1.8	.883	0.3	2.5	2.7	3.0	0.8	0.2	1.7	2.1	7.8
13-14	25	BOS/MEM	72	19	23.4	3.4	8.6	.402	1.1	2.9	.358	1.3	1.6	.797	0.3	1.7	2.0	2.7	0.8	0.1	1.1	2.2	9.3
12-13	24	MEM	80	4	22.1	3.3	7.8	.419	0.9	2.5	.353	1.3	1.5	.836	0.3	1.9	2.2	3.3	0.7	0.2	1.5	2.1	8.7
11-12	23	TOR	31	11	22.7	3.8	8.9	.424	1.4	3.4	.423	2.4	2.8	.852	0.3	1.9	2.1	3.8	0.8	0.1	1.7	2.3	11.4
10-11	22	TOR/NOH	71	14	21.1	3.1	7.3	.422	0.7	2.1	.336	2.3	2.9	.806	0.4	2.0	2.3	3.7	0.5	0.1	1.8	2.1	9.2
09-10	21	POR	74	11	17.6	2.7	6.5	.414	0.4	1.2	.315	2.7	3.3	.831	0.2	1.4	1.6	2.3	0.4	0.1	1.3	2.1	8.5
08-09	20	POR	53	0	12.4	1.3	3.6	.365	0.1	0.5	.259	1.6	1.9	.806	0.2	0.9	1.1	1.5	0.3	0.0	1.1	1.5	4.3
<b>CAREER</b>			<b>513</b>	<b>82</b>	<b>21.3</b>	<b>3.0</b>	<b>7.2</b>	<b>.414</b>	<b>0.8</b>	<b>2.2</b>	<b>.366</b>	<b>1.8</b>	<b>2.2</b>	<b>.825</b>	<b>0.3</b>	<b>1.8</b>	<b>2.1</b>	<b>2.9</b>	<b>0.6</b>	<b>0.1</b>	<b>1.5</b>	<b>2.1</b>	<b>8.6</b>

### NBA PLAYOFF STATISTICS

YEAR	AGE	TM	G	GS	MP	FG	FGA	FG%	3P	3PA	3P%	FT	FTA	FT%	ORB	DRB	TRB	AST	STL	BLK	TOV	PF	PTS
14-15	26	MIL	6	0	20.0	2.0	5.8	.343	0.3	1.2	.286	2.2	2.8	.765	0.7	1.8	2.5	3.0	0.3	0.3	0.7	2.0	6.5
12-13	24	MEM	15	0	21.3	3.3	9.1	.358	1.2	3.9	.305	1.5	1.7	.885	0.1	1.9	2.0	2.1	0.5	0.3	1.1	2.3	9.3
09-10	21	POR	6	2	27.7	4.7	10.8	.431	1.0	2.5	.400	3.2	4.0	.792	0.7	2.0	2.7	3.8	0.3	0.0	1.3	3.5	13.5
08-09	20	POR	2	0	5.5	1.0	3.0	.333	0.0	0.5	.000	1.0	1.5	.667	0.0	0.5	0.5	0.0	0.0	0.5	0.5	0.0	3.0
<b>CAREER</b>			<b>29</b>	<b>2</b>	<b>21.3</b>	<b>3.1</b>	<b>8.4</b>	<b>.374</b>	<b>0.9</b>	<b>2.8</b>	<b>.317</b>	<b>2.0</b>	<b>2.4</b>	<b>.814</b>	<b>0.3</b>	<b>1.8</b>	<b>2.1</b>	<b>2.5</b>	<b>0.4</b>	<b>0.3</b>	<b>1.0</b>	<b>2.3</b>	<b>9.1</b>

# #23 JAMES BLACKMON JR.



POSITION G  
HEIGHT 6-4  
WEIGHT 200  
YEARS PRO Rookie  
FROM Indiana/USA  
BORN 4/22/95

## NCAA HIGHS

PTS	33	(2) vs. MICH ST. 1/21/17
FG	11	(2) vs. MICH ST. 1/21/17
FGA	19	vs. LOU 12/9/14
3FG	6	(4) vs. MICH ST. 1/21/17
3FGA	12	vs. GTOWN 12/27/14
FT	8	vs. MVSU 11/14/14
FTA	9	vs. MVSU 11/14/14
OR	4	@ IPFW 11/22/16
DR	9	vs. LOU 12/31/16
TR	11	vs. LOU 12/31/16
AST	7	vs. NW 3/12/15
STL	4	vs. ALC ST. 11/30/15
BLK	2	vs. McN ST. 12/12/15
MIN	41	vs. GTOWN 12/27/14



**TRANSACTIONS:** Was not selected in the 2017 NBA Draft... Signed by Philadelphia on 8/30/17.

**COLLEGE:** Attended Indiana...**(2016-17)** Junior season...  
**THIRD TEAM ALL-BIG TEN (Media) ... HONORABLE MENTION ALL-BIG TEN (coaches) ...** named National Player of the Week (NBCSports.com) and Big Ten Player of the Week on two occasions (Nov. 14, Jan. 23) ... was on the preseason watch list for the Naismith Award and Wendy's Wooden Award ... one of 10 finalists for the Jerry West Award given to the top shooting guard in the country ... became the 50th player in IU history to surpass 1,000 career points scored ... played in 30 games and missed four games due to injury ... lead IU in scoring (511) and 3-point field goals made (91) ... the 91 3-point field goals made ranks second all-time in IU single-season history ... scored in double figures in 28 of 30 games and scored 20 or more points on 11 occasions ... scored double figures in 12 of the 13 non-conference games he played in ... tallied 26 points and six rebounds in the season-opening win over Kansas ... added 23 points and seven rebounds in game two against UMass Lowell (5-of-9 3FG) and then followed it up with 20 points in the third game of the year against Liberty (5-of-10 3FG) ... scored 14 points and grabbed nine rebounds against North Carolina ... was 9-of-15 from the field on his way to 26 points against Butler at Bankers Life Fieldhouse ... posted his first career double-double with 10 points and 11 rebounds against Louisville ... connected on 5-of-9 from 3-point range on his way to 25 points in a win over Illinois ... added 22 points at Maryland ... matched his career high with 33 points on 6-of-10 shooting from long range against Michigan State ... dropped 22 points and hauled down six boards at Minnesota ... in the regular season finale, he scored 22 points and had eight rebounds at Ohio State ... went for 23 points, eight rebounds and four assists against Iowa in the Big Ten Tournament ... registered 17 points and eight rebounds against Wisconsin in the Big Ten Tournament.

**(2015-16)** Sophomore season...Played in 13 games, and made 12 starts ... averaged 15.8 points and 4.2 rebounds ... missed the remainder of the season after knee surgery on Jan. 5 ... scored double figures in 11 of the 13 non-conference games he played in ... tallied 17 points and seven rebounds in the season-opening win over Eastern Illinois ... dropped 20 points on Austin Peay ... registered third straight double-figure scoring output with 19 points and seven boards in the win over Creighton ... poured in a career high 33 points on 6-9 from the 3PT line against Alcorn State ... logged 15 points, five rebounds and two steals in the win over Morehead State ... tallied 24 points, five rebounds, and two blocks in the win over McNeese State ... scored 11 points to go along with eight rebounds in the comeback win over Notre Dame ... added 19 points and three assists in the victory over Kennesaw State.

**(2014-15)** Freshman season...**HONORABLE MENTION ALL-BIG TEN ...** Was sixth among all freshmen in the country in scoring (15.7) ... ranked second on the team in scoring (15.7)

and rebounding (5.3) ... made 77 3-point field goals this season to set a new IU record for a freshman, surpassing Eric Gordon's previous mark of 70 set in 2007-08 ... registered 10 games of 20+ points ... reached double figures in the scoring column in 26 of 33 games played this season ... 2-time Big Ten Freshman of the Week (Nov. 24, Jan. 12) ... opened his career with 25 points in the season opener against Mississippi Valley State ... scored a regular season high 26 points in a win over No. 22 SMU while also adding seven rebounds ... dropped 21 points to go with six rebounds against Lamar ... scored 24 points and had nine rebounds against UNCG ... logged 18 points in three straight games against Savannah State, No. 4 Louisville and Grand Canyon ... poured in 22 points (6-12 3FG) while adding seven rebounds and two steals against Georgetown ... in a win over Ohio State, he scored 18 points and hauled in seven rebounds ... scored 21 points in a win at Illinois ... helped the Hoosiers to a win over Maryland with 22 points ... contributed 20 points in a win versus Rutgers ... posted 13 points, eight rebounds and two assists in the win against Michigan ... his top Big Ten scoring output game against Minnesota, when he dropped 24 points, including 6-of-10 from behind the arc, in an IU win ... in the game at Northwestern, he scored just six points but added six rebounds and a season-best four assists ... in the final two games of the regular season, he score 14 points against Iowa and 17 points against Michigan State ... had 25 points, six rebounds and seven assists in the Big Ten Tournament against Northwestern, including 5 three-pointers made ... six points and five rebounds against Maryland in the Big Ten Tournament Quarterfinals ... tallied 14 points and grabbed five rebounds in the Second Round of the NCAA Tournament against Wichita State.

**OFF THE COURT:** Played for his father, James Blackmon, at Marion High School for his senior year ... scored 2,387 points in his high school career, leaving him eighth all-time in Indiana high school history ... averaged 33.4 points, 4.4 rebounds, 1.8 assists and 2.3 steals per game as a senior ... ranked No. 19 in recruiting class by ESPN, No. 23 by Rivals.com, No. 31 by 247Sports and No. 33 by Scout.com ... was named McDonald's All-American, becoming the 28th IU recruit to play in the game, where he scored 13 points ... tallied 23 points, three rebounds and four assists in addition to winning the 3-point contest at the Jordan Brand Classic ... appeared in the Nike Hoop Summit for Team USA ... garnered 2014 Parade All-American honors ... played his first three seasons at Fort Wayne Bishop Luers High School, averaging 33.3 points per game as a junior ... competed on the AAU circuit with Spiece Indy Heat and head coach Todd Hensley ... parents are James and Sailaja Blackmon ... has two younger brothers, Vijay and Jalen ... his father graduated from Marion High School in 1983 and went on play four years at the University of Kentucky, where he scored 866 points ... he was runner-up for Indiana Mr. Basketball in 1983 and scored 21 points in the McDonald's All-American game ... born April 25, 1995.

PLAYERS

## NCAA STATISTICS

YEAR	AGE	TM	G	GS	MP	FG	FGA	FG%	3P	3PA	3P%	FT	FTA	FT%	ORB	DRB	TRB	AST	STL	BLK	TOV	PF	PTS
16-17	21	IU	30	30	30.5	5.8	12.2	.477	3.0	7.2	.423	2.4	2.9	.837	1.0	3.8	4.8	1.9	0.7	0.0	1.9	1.8	17.0
15-16	20	IU	13	12	24.5	5.6	11.7	.480	2.8	6.2	.463	1.8	2.1	.852	1.3	2.8	4.2	1.7	1.2	0.4	1.9	1.5	15.8
14-15	19	IU	33	33	30.0	5.4	12.8	.420	2.3	6.0	.387	2.6	3.3	.806	1.6	3.7	5.3	1.5	0.6	0.1	1.6	1.5	15.7
<b>CAREER</b>			<b>76</b>	<b>75</b>	<b>29.3</b>	<b>5.6</b>	<b>12.3</b>	<b>.452</b>	<b>2.7</b>	<b>6.5</b>	<b>.415</b>	<b>2.4</b>	<b>2.9</b>	<b>.824</b>	<b>1.3</b>	<b>3.6</b>	<b>4.9</b>	<b>1.7</b>	<b>0.8</b>	<b>0.1</b>	<b>1.8</b>	<b>1.6</b>	<b>16.3</b>

# #33 ROBERT COVINGTON



POSITION F  
HEIGHT 6-9  
WEIGHT 225  
YEARS PRO 4  
FROM Tennessee State/USA  
BORN 12/14/90

## CAREER HIGHS

PTS	30	vs. NYK 4/8/16
FG	10	(3) @ POR 3/9/17
FGA	21	(3) @ ORL 3/20/17
3FG	7	(2) vs. NYK 4/8/16
3FGA	17	vs. MIL 4/10/16
FT	12	vs. MIL 4/13/15
FTA	13	vs. MIL 4/13/15
OR	7	vs. TOR 12/14/16
DR	12	vs. GSW 1/30/16
TR	14	@ BOS 11/25/15
AST	5	(3) @ HOU 1/27/15
STL	8	@ Hou 11/27/15
BLK	5	vs. NYK 3/3/17
MIN	45:58	vs. MEM 11/23/17



**TRANSACTIONS:** Was not selected in the 2013 NBA Draft... Signed as a rookie free agent with Houston on 7/13/13... Waived by Houston on 10/25/14... Signed as a free agent by Philadelphia on 11/15/14.

**PRO CAREER:** Four NBA seasons... In 211 games with 165 starts, averaging 12.7 points, 5.6 rebounds, 1.4 assists and 1.1 steals in 28.5 minutes per game while shooting 39.3% from the floor, 35.4% from 3-point range and 81.2% from the line.

**2016-17: (PHI)** Appeared in 67 games (all starts) averaging 12.9 points, 6.5 rebounds, and an assist in 31.6 minutes per game... Shot 38.9% from the field, 33.3% from three-point range and 82.5% from the three point line... Scored 20 or more points on 11 occasions, including a season-high 26 on 12/14 vs. TOR... Snagged 10 or more rebounds 12 times, all in double-doubles... Brought down a season high 13 rebounds on two separate occasions (3/20 @ ORL and 3/28 @ BRK)... Scored in double figures in 11 straight appearances from 1/16-2/8, the longest streak of his career... Finished off 22 point performance vs POR on 1/20 with game winning three pointer, his second game-winner of the year (also 1/3 vs MIN)... At least one block in 44 games, including a career-best five on 3/3 vs NYK... Totaled three or more steals in 21 games, including a season high five on 1/8 @ BRK and 2/20 @ ORL... Ranked fourth in the NBA in steals per game with 1.9.

**2015-16: (PHI)** Appeared in 67 games (49 starts) and averaged 12.8 points, 6.3 rebounds, 1.4 assists and 1.6 steals in 28.4 minutes per game... Shot 38.5% from the field, 35.3% from three-point range and 79.1% from the free-throw line... Made 170 three-pointers, the fifth-most ever in a season by a Sixer... Hit at least five threes in 13 games, the most such games ever in a single season by a Sixer... Scored 20 or more points on 10 occasions, including a career-high 30-point outing on 4/8 vs. New York... Grabbed 10 or more rebounds nine times, including seven double-doubles... Pulled down a career-high 14 rebounds on 11/25 at Boston... Totaled six or more steals in four different games, including a career-best eight on 11/27 at Houston.

**2014-15: (PHI/HOU)** Appeared in 70 games (49 starts) and averaged 13.5 points, 4.5 rebounds, 1.5 assists and 1.4 steals in 27.9 minutes per game... Shot 39.6% from the field, 37.4% from three-point range and 82% from the free-throw line... Made 167 three-pointers, the sixth-most ever in a season by a Sixer... Hit at least five threes in seven games... Scored 20 or

more points on 14 occasions, including a season-high 27-point outing on 4/8 vs. Washington... Totaled five or more steals in four different games... Recorded his first career double-double (11 points, 10 rebounds) on 12/21 at Orlando... Scored in double figures in eight straight games from 1/28-2/9, his longest such streak of the season.

**SUMMER: (2014)** Started all eight games for Houston in the 2014 NBA Summer League in Las Vegas, averaging 7.6 points, 4.6 rebounds, 1.3 assists and 1.38 steals in 24.1 minutes per game while shooting 26.6% from the floor, 27.8% from 3-point range and 73.9% from the line.

**PLAYOFFS: (2014)** Was inactive for all six games of Houston's First Round series vs. Portland.

**2013-14: (HOU)** In seven games, averaged 2.3 points in 4.9 minutes per game while shooting 42.9% from the floor and 36.4% from 3-point range... Spent most of the season with Houston's D-League Affiliate, Rio Grande Valley... In 42 games with 41 starts for the Vipers, averaged 23.2 points, 9.2 rebounds, 1.7 assists and 2.40 steals and 1.36 blocks in 34.1 minutes per game while shooting 44.0% from the floor, 37.0% from 3-point range and 84.3% from the line... Also averaged 3.2 3FGM... Was named NBA D-League Rookie of the Year, D-League First Team and D-League All-Star Game MVP after scoring 22 of his record 33 points in the second half to lead his team to victory... **SUMMER 2013:** In five games with two starts for Houston in the Orlando Pro Summer League, averaged 12.4 points, 5.0 rebounds, 1.2 assists and 2.40 steals in 23.4 minutes per game while shooting 41.2% from the floor, 32.1% from 3-point range and 84.6% from the line.

**COLLEGE: (Tennessee State)** Finished his career ranked seventh in school history in both scoring (1,750) and rebounding (876)... Named Second Team All-Ohio Valley Conference as a sophomore and a senior while earning First Team honors as a junior... For his career, shot 47.6% from the floor, 42.2% from 3-point range and 80.2% from the line.

**OFF THE COURT:** Son of Dennis Covington and Teresa Bryant... Majored in Human Performance and Sports Science... Led Proviso West High (near Chicago) to the West Suburban championship as a senior, earning conference Player of the Year honors in the process.

## NBA REGULAR SEASON STATISTICS

YEAR	AGE	TM	G	GS	MP	FG	FGA	FG%	3P	3PA	3P%	FT	FTA	FT%	ORB	DRB	TRB	AST	STL	BLK	TOV	PF	PTS
16-17	26	PHI	67	67	31.6	4.4	10.9	.399	2.0	6.1	.333	2.1	2.6	.822	1.4	5.1	6.5	1.5	1.9	1.0	2.0	3.0	12.9
15-16	25	PHI	67	49	28.4	4.1	10.6	.385	2.5	7.2	.353	2.1	2.6	.791	1.0	5.3	6.3	1.4	1.6	0.6	2.1	3.5	12.8
14-15	24	PHI	70	49	27.9	4.3	10.8	.396	2.4	6.4	.374	2.5	3.1	.820	0.9	3.6	4.5	1.5	1.4	0.4	1.8	2.7	13.5
13-14	23	HOU	7	0	4.9	0.9	2.0	.429	0.6	1.6	.364	0.0	0.0		0.3	0.4	0.7	0.0	0.3	0.0	0.1	0.4	2.3
<b>CAREER</b>			<b>211</b>	<b>165</b>	<b>28.5</b>	<b>4.1</b>	<b>10.5</b>	<b>.393</b>	<b>2.3</b>	<b>6.4</b>	<b>.354</b>	<b>2.2</b>	<b>2.7</b>	<b>.812</b>	<b>1.1</b>	<b>4.5</b>	<b>5.6</b>	<b>1.4</b>	<b>1.6</b>	<b>0.7</b>	<b>1.9</b>	<b>3.0</b>	<b>12.7</b>

# #21 JOEL EMBIID



POSITION C  
HEIGHT 7-0  
WEIGHT 260  
YEARS PRO 1  
FROM Kansas/Cameroon  
BORN 3/16/94

## CAREER HIGHS

PTS	33	vs. BKN 12/18/16
FGM	12	vs. HOU 1/27/17
FGA	21	vs. ORL 12/2/16
3FGM	4	(2) vs. HOU 1/27/17
3FGA	6	vs. HOU 1/27/17
FTM	13	@ MIL 1/16/17
FTA	18	@ MIL 1/16/17
OR	5	(2) vs. NYK 1/11/17
DR	10	(2) @ MIL 1/16/17
TR	14	vs. NYK 1/11/17
AST	5	(5) vs. POR 1/20/17
STL	3	(2) vs. HOU 1/27/17
BLK	5	(2) @ MIL 1/16/17
MIN	29:49	vs. MIN 1/3/17



**TRANSACTIONS:** Selected with the third overall pick by Philadelphia in the 2014 NBA Draft.

**2016-17: (PHI)** Played in 31 games (all starts) averaging 20.2 points, 7.8 rebounds, 2.1 assists, and 2.4 blocks per game... Scored 20 points and brought down seven rebounds in first career game vs. OKC on 10/26... Recorded double-digit points in 30 games played, including a career high 33 on 12/18 vs BKN... Career-high 14 rebounds on 1/11 vs. NYK, one of his 9 double-doubles on the season... Notched at least one block in 30 of 31 games, including a season high 5 on 1/16 @ MIL and 12/5 vs. DEN... Named Player of the Week on 1/23/17... Awarded Rookie of the Month honors in Nov., Dec., and Jan... Was the only player in the league to average 20 points, 7.5 rebounds and 2.5 blocks per game... Scored 20 or more points in 10 consecutive games (Dec. 23-Jan. 18), becoming the first NBA rookie with such a streak since the Clippers' Blake Griffin did so in 14 straight games during the 2010-11 season... One of 10 NBA players with multiple games with 20 points, 10 rebounds, two steals and two blocks... One of 17 NBA players with at least 75 blocks and 25 steals... Made NBA All-Rookie First Team.

**COLLEGE: (Kansas)** Was an early entry candidate for the 2014 NBA Draft following his freshman season at Kansas... Averaged 11.2 points, 8.1 rebounds, 1.4 assists, 2.6 blocks and 0.9 steals while shooting 62.6% from the floor and 68.5% from the line... Set school freshman records for blocks (72), field goal percentage (.626) and rebounding (8.1 rpg)... Named Big

12 Defensive Player of the Year... Missed the final six games, including the Big 12 Championship and NCAA Tournament, with a lower back strain... Recorded at least one block in 26 of his 28 games played, including a season-high 8 blocks against Oklahoma State... Had eight double-doubles, including seven over his final 17 games played.

**OFF THE COURT:** Native of Cameroon... Son of Thomas and Christine Embiid... Has a younger sister, Muriel... Grew up playing mostly volleyball and soccer... According to reports, Luc Richard Mbah a Moute spotted him at a camp in Cameroon in 2011 and influenced his decision to come play high school basketball in the United States... Played his senior year at The Rock School in Gainesville, Fla., averaging 13.0 points, 9.7 rebounds and 1.9 blocks... Played in both the Jordan Brand Classic and Nike Hoops Summit.

### NBA REGULAR SEASON STATISTICS

YEAR	AGE	TM	G	GS	MP	FG	FGA	FG%	3P	3PA	3P%	FT	FTA	FT%	ORB	DRB	TRB	AST	STL	BLK	TOV	PF	PTS
16-17	22	PHI	31	31	25.4	6.5	13.8	.466	1.2	3.2	.367	6.2	7.9	.783	2.0	5.9	7.8	2.1	0.9	2.5	3.8	3.6	20.2
<b>CAREER</b>			<b>31</b>	<b>31</b>	<b>25.4</b>	<b>6.5</b>	<b>13.8</b>	<b>.466</b>	<b>1.2</b>	<b>3.2</b>	<b>.367</b>	<b>6.2</b>	<b>7.9</b>	<b>.783</b>	<b>2.0</b>	<b>5.9</b>	<b>7.8</b>	<b>2.1</b>	<b>0.9</b>	<b>2.5</b>	<b>3.8</b>	<b>3.6</b>	<b>20.2</b>

# #20 MARKELLE FULTZ



POSITION G  
HEIGHT 6-4  
WEIGHT 200  
YEARS PRO Rookie  
FROM Washington/USA  
BORN 5/29/98

## NCAA HIGHS

PTS	37	vs. CU 1/18/17
FG	13	vs. CU 1/18/17
FGA	26	vs. WSU 1/1/17
3FG	5	vs. UCLA 2/4/17
3FGA	10	vs. UCLA 2/4/17
FT	12	vs. CSF 11/17/16
FTA	16	vs. CSF 11/17/16
OR	4	@ GONZ 12/7/16
DR	11	@ TCU 11/30/16
TR	14	@ TCU 11/30/16
AST	11	vs. WSU 1/1/17
STL	5	vs. TCU 11/26/16
BLK	3	(2) vs. CU 1/18/17
MIN	43:00	vs. CU 1/18/17





**TRANSACTIONS:** Selected by Philadelphia with the first overall pick of the 2017 NBA Draft.

**COLLEGE: (Washington)** Saw action in 25 games and averaged 23.2 points, 5.7 rebounds 5.9 assists and 1.2 blocks while shooting 47.6 percent from the field, 41.3 percent from 3-point range and 64.9 percent from the FT line ...reached double-figure scoring in all but one game and knocked in at least one three-pointer in all but three games ...set the UW freshman single-season points record with his 579 points ... also is second on UW's freshman assists list (148), tied for fifth in blocks (30) and fifth in steals (40) ... his five 30-point scoring efforts rank tied for fifth all-time at UW and are the most in a single season ... his 18 20+point games during the 2016-17 campaign rank tied for third all-time at UW ... finished the season sixth in the NCAA in scoring at 23.2 and was the nation's top freshman scorer and the Pac-12's overall leading scorer, giving UW the scoring crown for the second-straight year ...notched his fifth 30+point game of the season and his third-straight against Utah to become the first player under Lorenzo Romar at UW to do so .... his five 30-point efforts rank tied for fifth on UW's all-time career list ... recorded his second-straight 30+point outing as he scored a career-high 37 against Colorado while adding eight assists ... had scored 34 in the previous outing at Stanford ... posted his 10th 20+point effort of the season against No. 15 Oregon with 22 on 8-of-16 shooting from the field ...nearly had a triple-double with 26 points, 11 assists and nine rebounds vs. WSU ... registered a points-assists double double with 27 points and 10 assists against Western Michigan ... recorded his first career

double-double with 21 points and a career-high 14 rebounds at TCU ...started a stretch of five-straight 20-point games against TCU in Las Vegas as he posted 27 in 25 minutes before fouling out ... posted a season-high tying 10 assists while adding eight rebounds against Western Kentucky in Las Vegas ... notched 20 points against LBSU while shooting 50 percent from the field (9-of-18) ... became the third Husky under Lorenzo Romar to post back-to-back 30-point games as he followed up the season-opener with 35 points against Cal State Fullerton (10-of-14 FG, 3-of-5 3FG, 12-of-16 FT) ... opened his Husky career with 30 points (11-of-17 FG, 2-of-5 3FG, 6-of-10FT) against Yale.

**PRIOR TO COLLEGE:** 2016 McDonald's All-American, 2016 Jordan Brand Classic Selection ... a five star signee that was ranked in the top 10 by all major recruiting services ... was a member of the 2016 Team USA Under-18 team that won the the FIBA Americas World Championships in July ... was named MVP of the FIBA Americas Championships ... 2016 All-USA Maryland Player of the Year ... led all players at the Under Armour All-American camp with 22.8 points per game ... competed in the 2016 Under Armour Elite 24 game featuring the top 24 players in the country ... averaged 19.1 points and 8.8 rebounds for DeMatha as a senior en route to the Maryland Private School League Championship ... set the school's single-season record for assists with 278 ... as a junior, averaged 16.5 points and was named the Washington Catholic Athletic Conference Player of the Year capping a meteoric rise as he spent his sophomore season on the junior varsity team.

## NCAA STATISTICS

YEAR	AGE	TM	G	GS	MP	FG	FGA	FG%	3P	3PA	3P%	FT	FTA	FT%	ORB	DRB	TRB	AST	STL	BLK	TOV	PF	PTS
16-17	18	UW	25	25	35.7	8.4	17.6	.476	2.1	5.0	.413	4.4	6.7	.649	1.3	4.4	5.7	5.9	1.6	1.2	3.2	2.5	23.2

# #5 AMIR JOHNSON



**POSITION** F/C  
**HEIGHT** 6-8  
**WEIGHT** 240  
**YEARS PRO** 12  
**FROM BORN** Los Angeles/USA  
 5/1/87

## CAREER HIGHS

PTS	32	@ LAL 12/8/13
FG	14	@ LAL 12/8/13
FGA	20	vs. DRL 1/29/14
3FG	4	vs. CHI 11/2/16
3FGA	4	(5) @ LAL 3/3/17
FT	9	vs. BOS 11/21/10
FTA	9	(2) vs. MIL 1/28/11
OR	12	@ GSW 3/4/13
DR	13	vs. CHA 3/15/13
TR	21	vs. CHA 3/15/13
AST	6	(5) @ ATL 4/6/17
STL	5	vs. MIA 2/3/13
BLK	7	(2) vs. NOP 3/1/11
MIN	49:52	vs. OKC 3/21/14

## PLAYOFF HIGHS

PTS	20	vs. BKN 5/4/14
FG	9	vs. BKN 5/4/14
FGA	12	(2) vs. WAS 4/18/15
3FG	1	@ Was 5/7/17
3FGA	2	(2) @ ATL 4/19/16
FT	3	(2) vs. BKN 4/30/14
FTA	5	(2) vs. WAS 4/21/15
OR	5	vs. BKN 5/4/14
DR	8	@ WAS 4/24/15
TR	12	@ WAS 4/24/15
AST	3	@ WAS 4/24/15
STL	2	(2) vs. CLE 5/19/17
BLK	3	vs. ATL 4/24/16
MIN	37	vs. BKN 4/22/14



**TRANSACTIONS:** Selected by the Detroit Pistons in the second round (56th pick) of the 2005 NBA Draft... Traded by the Pistons to Milwaukee on 6/23/2009 for Fabricio Oberto... Traded by the Bucks along with Sonny Weems to Toronto on 8/19/2009 for Carlos Delfino and Roko Ukic... Signed with the Boston Celtics as a free agent on 7/9/2015... Signed as a free agent with the Sixers on 7/8/2017.

**CAREER:** Holds career averages of 7.5 points (57.4% FG, 34.0% 3-PT, 67.4% FT), 5.7 rebounds, 1.2 assists, 1.05 blocked shots and 22.3 minutes in 745 games (461 starts) over 12 NBA seasons with Detroit, Toronto and Boston.

**2016-17: (BOS)** In 80 games (77 starts), averaged 6.5 points (57.6% FG, 40.9% 3-PT, 67.0% FT), 4.6 rebounds, a career-high 1.8 assists and 20.1 minutes... Made a career-high 27 3-point field goals, including a stretch in which he shot 5-for-7 from beyond the arc over his last eight games... Led the team in rebounds nine times, and in blocks 31 times... Made a career-high four three pointers en route to 23 points against Chicago on Nov. 2... Also recorded six rebounds, three assists, three steals and two blocks in the contest... Pulled down a season-high 10 rebounds against Memphis on Dec. 27... Recorded a season-high three blocks against Utah on Jan. 3... Tied his season-high with three steals against Sacramento on Feb. 8... Tied his season-high with five assists against Dallas on Feb. 13... Recorded 14 points, seven rebounds, a season-high-tying five assists and two steals against Miami on Mar. 26... Tied his career-high with six assists against Atlanta on Apr. 6... **PLAYOFFS:** Appeared in three games (two starts) in the first round against Chicago averaging 3.7 points, 2 rebounds in 10.9 minutes per game... Played in seven games (5 starts) against Washington in the second round, averaging 2.9 points, 2.1 rebounds, and .7 blocks in 11.1 minutes per game... Appeared in 4 games (two starts) in the Eastern Conference Finals, averaging 1.3 points and 2.3 rebounds in 8 minutes per game.

**2015-16: (BOS)** Averaged 7.3 points, 6.4 rebounds, 1.7 assists and 1.05 blocks in 22.8 minutes per game... Shot 58.5 percent from the field, 23.3 percent from three and 57.0 percent from the free throw line... Made his Celtics debut against Philadelphia on Oct. 30 and recorded 15 points, seven rebounds and two blocks... Swatted his 650th career shot against Brooklyn on Nov. 20... Recorded his first double-double as a Celtic with 13 points and 10 rebounds against Miami on Nov. 30... Also matched his career-high with two three-pointers in the contest against Miami on Nov. 30... Pulled down a season-high 11 rebounds to go along with 11 points for his second double-double of the season at San Antonio on Dec. 5... Tied his season-high with 11 boards against Brooklyn on Jan. 2... Recorded 16 points, 11 rebounds and two blocks against Detroit on Jan. 6... Recorded a season-high 18 rebounds to go along with a career-high-tying six assists and 14 points against Indiana on Jan. 13... Matched his career-high with six assists to go along with nine points, 13 rebounds and a season-high-tying three steals against Denver on Jan. 27... Recorded a double-double with 11 points, 12 rebounds and five assists against Oklahoma City on Mar. 16... Scored 10 or more points in 23 games... Recorded 10 or more rebounds in 12 games... Recorded eight double-doubles... Led the Celtics in rebounding 23 times, in assists three times, in steals five times and in blocks 39 times... Missed two games due to Plantar Fasciitis in his left foot (Dec. 21 through Dec. 23)... **PLAYOFFS:** Appeared in six games against Atlanta during the first round and averaged 8.5 points, 7.2 rebounds and 1.33 blocks in 22.3 minutes per game.

**2014-15: (TOR)** Averaged 9.3 points, 6.1 rebounds and 26.3 minutes in 75 contests, including 72 starts... Has played in 70-plus games the past three seasons... Made a career-high 19 3FGs (19-46), shooting .413 percent... Was the Atlantic Division nominee for the 2014-15 NBA Sportsmanship Award... Scored in double figures 32 times and led the team on the glass 12 times... Registered six double-doubles... Missed four games (April 4 through 11) with a right ankle sprain... Matched his career high with six assists at Minnesota on Apr. 1... Equaled his season best with 16 rebounds against Houston on Mar. 30... Scored in double figures in a season-high four straight games (Mar. 10-16)... Passed Andrea Bargnani (433) for fourth place on the Raptors' all-time games played list on Mar. 4 vs. Cleveland... Scored 24 points on 10-for-11 shooting from the field at

Brooklyn on Jan. 30... Passed Alvin Williams (417) for fifth on the Raptors' all-time games played list on Jan. 27 at Indiana... Recorded a double-double in three-of-four games (Jan. 12-18), averaging 11.0 points and 10.3 rebounds... Finished with 10 points and a season high-tying 16 rebounds vs. Philadelphia on Jan. 14... Passed Antonio Davis (957) for second on the team's all-time offensive rebound list at Golden State on Jan. 2... Made a short jumper with 4.7 seconds left to send the game to OT at Portland on Dec. 30... Became the seventh player in Raptors franchise history to appear in 400 games on Dec. 19 at Detroit... Scored his 4,000th point in the NBA on Dec. 17 vs. Brooklyn... Netted a season-high 27 points on 11-for-15 shooting vs. Cleveland on Dec. 5... Scored 20 points vs. Dallas on Nov. 28, matching his career high with two made three-pointers... Inactive for three games (Nov. 2 through 5) with a sore left ankle... Recorded a double-double (16 pts, 10 rebs) in the season opener vs. Atlanta on Oct. 29... **PLAYOFFS:** Appeared in four games during the first round of the playoffs and averaged 11.5 points and 7.0 rebounds in 28.0 minutes per game while shooting 69.0 percent from the field.

**2013-14: (TOR)** Appeared in 77 games (72 starts), averaging 10.4 points, 6.6 rebounds and 28.8 minutes... Finished in the Top 10 in the NBA in field goal percentage for a second consecutive year, fifth at .562 (344-612) (eight in 2012-13)... Led the team in total blocks with 88... Left the Apr. 2 game vs. Houston at the 9:02 mark of the first quarter with a sore right ankle and missed the next three games (Apr. 4-9)... Scored the game-winning basket with 7.1 seconds remaining vs. Boston on Mar. 28... Played in his 500th NBA game and logged a career-high 50 minutes vs. Oklahoma City on Mar. 21; recorded 25 points and 12 rebounds against the Thunder... Scored in double figures in eight straight games (Mar. 9-21) averaging 17.0 points... Scored 20 points vs. Phoenix on Mar. 16 and also passed Antonio Davis (405) for third on the Raptors' all-time blocks list... Missed two games (Feb. 10-12) with a sore right ankle... Attempted a career-high 20 field goals vs. Orlando on Jan. 29 en route to 22 points with 11 rebounds for his ninth double-double... Totaled 17 points and eight rebounds at Miami on Jan. 5; passed Andrea Bargnani (2,095) for third on the Raptors' all-time rebounds list... Averaged 13.8 points, 8.3 rebounds and 1.4 blocks during 14 games in December... Scored in double figures in nine straight games Dec. 3 through 22, averaging 18.0 points... Matched his season-high with 13 rebounds at Oklahoma City on Dec. 22... Collected a season-high 13 rebounds vs. Charlotte on Dec. 18... Set career highs with 32 points and 14 field goals made at L.A. Lakers on Dec. 8... Started the first 15 games of the season before coming off the bench Dec. 1-6, then started the next 32 games before being sidelined Feb. 10 by a sore right ankle... Recorded his 500th career block at Philadelphia on Nov. 20... Grabbed 10-plus rebounds in three consecutive games Nov. 8-11, averaging 10.7 boards... Became the 10th player in Raptors history to appear in 300 games on Oct. 30 vs. Boston... **PLAYOFFS:** Was third on the team in scoring (11.0) and rebounding (6.0) in seven starts in the first-round series versus the Nets... Led the team in field goal percentage at .654 (34-52)... Scored in double figures four times and had 10-plus rebounds once... Totaled 16 points (8-10 FG) and nine boards in a Game 2 victory at Air Canada Centre on Apr. 22... Was 7-11 FG en route to 17 points in Game 4 at Brooklyn on Apr. 27... Recorded a double-double with playoff highs of 20 points (9-12 FG) and 10 rebounds in Game 7 on May 4 at Air Canada Centre.

**2012-13: (TOR)** Posted career highs in points (10.0), rebounds (7.5), assists (1.5), steals (1.0), blocks (1.4) and minutes (28.7) in 81 games... Ranked eighth in the NBA with a .554 (336-for-606) field goal percentage... One of 10 players in the NBA to gather 200-plus offensive rebounds and block more than 100 shots... Scored 20-plus points on five occasions... Led the team with 15 double-doubles... Grabbed double-digit rebounds 20 times... DND for one game... Averaged 12.2 points, 9.5 rebounds, 1.8 blocks and 34.8 minutes in 36 starts... Recorded a season-high six blocks at Atlanta on Apr. 16 with five in the first quarter matching a team record for blocks in a quarter... Scored a season-high 24 points and matched a season best with 10 field goals made vs. Chicago on Apr. 12... Averaged 11.5 points and 9.3 rebounds during 15 games in March... Scored 18 points and collected a game-high 18 rebounds vs. Miami on Mar. 17...

(Continued)

Grabbed a career-high 21 rebounds vs. Charlotte on Mar. 15 and became the eighth player in team history to record a 20-plus rebound game...Scored 17 points (with a career-high 19 FGAs) and corralled a game-high 16 rebounds vs. Cleveland on Mar. 10...Came off the bench to record 23 points, shooting a team-record 10-for-10 from the field, with 15 rebounds at Golden State on Mar. 4; became first player in NBA history to come off the bench to record 10-plus rebounds and shoot a perfect 10-for-10 from the field...Blocked at least one shot in a career-high 15 consecutive games (Jan. 20-Feb. 20)...Earned his 10th double-double of the season at Indiana on Feb. 8 and scored the game-tying basket as time expired in regulation...Recorded a career-high five steals vs. Miami on Feb. 3...Had 19 points and 16 rebounds vs. the L.A. Clippers on Feb. 1...Poured in 19-plus points in three-of-four games (Jan. 6-13)... Scored 22 points and added 14 rebounds vs. Milwaukee on Jan. 13...Made his first start of the season vs. Oklahoma City on Jan. 6 and tallied 19 points...Blocked five shots vs. Houston on Dec. 16... Suspended one game (Dec. 12)...Ejected with 5:01 left in the third quarter at Portland on Dec. 10.

**2011-12: (TOR)** Contributed 7.1 points, 6.4 rebounds and 24.3 minutes in 64 outings...Averaged 7.7 points, 6.8 rebounds and 25.9 minutes in 43 starts...Shot a team-best .576 (196-for-340) from the field...Led the Raptors on the glass in 19 contests... Totaled 10-plus rebounds on 14 occasions, with eight double-doubles (second on team, Calderon)...Logged a season-high 40 minutes vs. Boston on Apr. 13...Recorded 12 points and game-high 12 rebounds vs. Miami on Mar. 30 for his eighth double-double...Did not dress on Mar. 5 vs. Orlando due to a sore right knee...Set a career high with 13 defensive rebounds vs. Golden State on Mar. 4...Dished out a season-best four assists and tied season highs with five blocks and two steals at New Orleans on Feb. 29...Grabbed a season-high 15 rebounds vs. Charlotte on Feb. 15...Blocked a season-high five shots vs. New York on Feb. 14...Collected 10-or-more rebounds in four consecutive games (Jan. 6-10) for the second time in career (Last: Feb. 2-9, 2011)... Made first three-point basket since rookie season (2005-06) on Jan. 11 vs. Sacramento...Scored a season-high 19 points vs. Minnesota on Jan. 9...Recorded a double-double with 13 points and 13 rebounds opening night at Cleveland on Dec. 26.

**2010-11: (TOR)** Averaged career highs in points (9.6), rebounds (6.4), minutes (25.7) and starts (54)...Shot .568 (281-495) from the field...Averaged 9.9 points, 6.6 rebounds and shot .564 (225-of-399) from the field in 54 games as a starter... Led the team in blocks (88)...Paced the club on the boards 17 times...Had 15 games of 10 or more rebounds and 11 double-doubles...Missed the last five games (Apr. 6-13) due to a sore left ankle...Scored the game-winning basket with 1.4 seconds remaining at Oklahoma City on Mar. 20...Returned to the starting lineup vs. Washington on Mar. 18 after missing the previous three games (Mar. 11-16) due to a sprained left ankle... Blocked a career high-tying seven shots and added 10 rebounds vs. New Orleans on Mar. 1...Averaged 12.0 points, 8.4 rebounds, 1.9 blocks and shot .602 (50-of-83) from the field in February... Shot a perfect eight-for-eight from the field vs. Chicago on Feb. 23, becoming the fifth player in team history to go perfect from the field with at least eight shot attempts...Did not play on Feb. 11 vs. Portland due to a sprained right ankle, ending his streak at 135 consecutive games played as a Raptor...Scored 10-plus points in nine consecutive games (Jan. 21-Feb. 4)... Had 19 points and 12 rebounds, with a career-high six assists vs. Minnesota on Feb. 4...Averaged 12.1 points, 7.3 rebounds and shot .637 (86-for-135) from the field during 17 games in January...Scored a season-high 24 points and tied a career-high with nine free throw attempts vs. Milwaukee on Jan. 28...Played a career-high 42 minutes at Dallas on Dec. 28 despite suffering from back spasms...Had a career-high 16 rebounds, a career high-tying three steals, and 22 points vs. New York on Dec. 5... Set career highs in free throws made and attempted shooting a perfect nine-of-nine vs. Boston on Nov. 21, connecting on two free throws with 2.7 seconds remaining to give the Raptors a 102-101 victory...Recorded 15 rebounds, nine on the offensive end, along with 12 points at the L.A. Lakers on Nov. 5 for the teams' first double-double of the season.

**2009-10: (TOR)** Averaged then career highs in points (6.2), rebounds (4.8) and minutes (17.7) while appearing in a career-best 82 games...One of two Raptors to see action in every game (Jack)...Scored in double-figures 21 times and posted double-digit totals on the glass five times...Posted a franchise single-season record by shooting .623 from the field (min. 200 shots), passing the previous record set by John Thomas (.577) during the 1998-99 season...Led the team in rebounds six times and bench scoring 10 times...Averaged 17.8 points, 6.0 rebounds and 33.0 minutes during five games as a starter...Averaged 18.8 points, 5.5 rebounds and 33.5 minutes in the final four games of the season...Played a season-high 40 minutes vs. New York on Apr. 14...Set a career high with 26 points and matched career highs in field goals made (10) at Detroit on Apr. 12... Had 18 points and a season-high 13 rebounds at Atlanta on Apr. 9 with a career high-tying nine defensive boards...Scored 16 points and grabbed 10 rebounds for his first double-double of the season at Cleveland on Apr. 6...Made his first start on Mar. 5 vs. New York and scored 14 points...Attempted a season-high eight free throws vs. New Jersey on Dec. 18.

**2008-09: (DET)** Appeared in 62 games (with a then career-high 24 starts), averaging 3.5 points, 3.7 rebounds and 0.97 blocks in 14.7 minutes...In 24 games as a starter, averaged 4.8 points, 4.9 rebounds and 1.04 blocks in 19.6 minutes...In 38 games off the bench, averaged 2.7 points, 3.0 rebounds and 0.88 blocks in 11.6 minutes...Shot .642 (52-for-81) as a starter and .548 (45-for-82) as a reserve...Led the team for a second consecutive season in field goal percentage at .595...Scored 10-plus points four times...Played 20-plus minutes in 16 games, averaging 6.9 points, 6.7 rebounds, 0.50 steals, 1.69 blocks and 25.0 minutes...Grabbed 102 offensive rebounds...Paced the Pistons in rebounding four times...Grabbed five-plus rebounds 21 times, including a season-high 14 rebounds in a season-best 38 minutes vs. Sacramento on Jan. 2...Tallied a season-high four blocks at Milwaukee on Dec. 27...Blocked two or more shots in 17 games...Tied his season-high with 12 points vs. New York on Nov. 26...Equaled his career high with three steals at Toronto on Nov. 5...Posted a season high-tying 12 points at Charlotte on Nov. 3...PLAYOFFS: Appeared in three games, totaling two points and three rebounds in 13 minutes.

**2007-08: (DET)** Saw action in 62 games, averaging 3.6 points, 3.8 rebounds and 1.32 blocks in 12.3 minutes...Led the team in field goal percentage at .558...Paced the team in scoring one and rebounds five times...Scored 10-plus points three times... Played 20-plus minutes in 11 games averaging 7.1 points, 7.4 rebounds, 2.82 blocks and 24.4 minutes...Scored a season-high 14 points (5-6 FG, 4-4 FT) with nine rebounds vs. New York on Apr. 8...Grabbed five-plus rebounds 23 times, including a season-high nine rebounds on five occasions...Posted a career-high seven blocks in a season-high 31 minutes on Feb. 13 vs. Indiana...Blocked three or more shots in nine games... PLAYOFFS: Saw time in eight games, averaging 2.6 points and 1.6 rebounds in 5.4 minutes...Recorded playoff career highs in points (10) and rebounds (6) at Philadelphia on May 1.

**2006-07: (DET)** Appeared in eight games, averaging 5.9 points, 4.6 rebounds and 1.63 blocks in 15.5 minutes...Played a season-high 37 minutes at Boston on Apr. 18, scoring a then career-high 20 points (10-14 FG) and grabbing a season-best 12 rebounds...Played 35 minutes vs. Philadelphia on Apr. 15 and totaled 12 points, 10 rebounds, three assists and six blocks...Averaged 10.8 points, 8.0 rebounds, 2.75 blocks and 25.8 minutes over the last four games of the season...Drew nine DNP-CDs and spent 34 games on the inactive list...Made two NBA D-League assignments, averaging and averaged 18.9 points, 9.6 2.1 assists, 3.13 blocks and 35.2 minutes in 22 games with the Sioux Falls Skyforce...Recorded 10 double-doubles...Was named NBA D-League Performer of the Week for Apr. 2, averaging 27.5 points, 15.5 rebounds, 4.5 blocks, 4.0 assists and 2.0 steals...Scored in double-figures in 20-of-22 games, including a season-high 34 points (14-14 FT), with 14 rebounds vs. Dakota on Mar. 30...Grabbed 10-plus rebounds 11 times, including a season-high 19 boards (10 offensive) Mar. 24 vs. Tulsa.

(Continued)

**2005-06: (DET)** Averaged 6.7 points, 1.3 rebounds, 1.0 assists and 13.0 minutes in three games during his rookie campaign in Detroit...Scored a season-high 18 points (6-6 FG, 2-2 3FG, 4-4 FT) with two rebounds and two assists in a season-high 18 minutes at Milwaukee on Apr. 17...Played in 17 games (12 starts) with the Fayetteville Patriots of the NBA Development League, averaging 17.2 points, 7.2 rebounds and 1.5 blocks in 27.7 minutes...Recorded four double-doubles...Grabbed a season-high 14 rebounds Apr. 8 at Florida...Twice scored a season-high 25 points at Florida on Apr. 8 and at Roanoke on Mar. 15.

**HIGH SCHOOL:** Named a 2005 McDonald's High School All-American...Was selected 2005 Mr. Basketball in California...Earned Los Angeles' Player of the Year honors by the Los Angeles Times...Scored 17 points (8-11 FG) for the West squad at the Roundball Classic (2005)...Tallied seven rebounds and two blocks in 19 minutes for the West team at the McDonald's High School All-American game (2005)...Averaged 21.0 points, 15.0 rebounds and 8.0 blocks during his senior season at Westchester...Led Westchester to a state championship and a top-five national ranking.

**PERSONAL:** Is the last player to go directly from high school to the NBA...Is very active on Twitter and has his own tv channel, AmirTV, on his website: Amirjohnson.com...Has nearly a seven-foot wingspan...His cousin, Kevin Burnett,

was a linebacker in the NFL and played for Dallas, San Diego, Miami and Oakland...Would like to study computer science in the future and learn how to design and develop computer games...Took part in the 2008 Celebrity Wheelchair Game for the Rehabilitation Institute of Michigan and the Detroit Medical Center.

### NBA REGULAR SEASON STATISTICS

YEAR	AGE	TM	G	GS	MP	FG	FGA	FG%	3P	3PA	3P%	FT	FTA	FT%	ORB	DRB	TRB	AST	STL	BLK	TOV	PF	PTS
16-17	29	BOS	80	77	20.1	2.7	4.6	.576	0.3	0.8	.409	0.8	1.3	.670	1.5	3.1	4.6	1.8	0.6	0.8	1.0	2.6	6.5
15-16	28	BOS	79	76	22.8	3.2	5.4	.585	0.1	0.5	.233	0.9	1.5	.570	2.3	4.1	6.4	1.7	0.7	1.1	1.2	2.7	7.3
14-15	27	TOR	75	72	26.4	4.0	6.9	.574	0.3	0.6	.413	1.1	1.7	.612	2.1	4.0	6.1	1.6	0.6	0.8	1.5	3.0	9.3
13-14	26	TOR	77	72	28.8	4.5	7.9	.562	0.3	0.9	.303	1.2	1.9	.636	2.2	4.3	6.6	1.5	0.7	1.1	1.6	3.5	10.4
12-13	25	TOR	81	38	28.7	4.1	7.5	.554	0.1	0.2	.385	1.7	2.3	.727	2.8	4.7	7.5	1.5	1.0	1.4	1.4	3.7	10.0
11-12	24	TOR	64	43	24.3	3.1	5.3	.576	0.0	0.1	.400	0.9	1.3	.690	2.3	4.0	6.4	1.2	0.5	1.1	1.5	3.3	7.1
10-11	23	TOR	72	54	25.7	3.9	6.9	.568	0.0	0.0	.000	1.8	2.2	.788	2.6	3.8	6.4	1.1	0.7	1.2	1.0	3.7	9.6
09-10	22	TOR	82	5	17.7	2.5	4.1	.623	0.0	0.0	.000	1.2	1.8	.638	1.9	2.9	4.8	0.6	0.5	0.8	0.8	3.1	6.2
08-09	21	DET	62	24	14.7	1.6	2.6	.595	0.0	0.0	0.0	0.4	0.6	.657	1.6	2.1	3.7	0.3	0.3	1.0	0.5	2.8	3.5
07-08	20	DET	62	0	12.3	1.5	2.7	.558	0.0	0.0	0.0	0.6	0.9	.673	1.4	2.4	3.8	0.5	0.4	1.3	0.6	2.3	3.6
06-07	19	DET	8	0	15.5	2.3	4.1	.545	0.0	0.4	.000	1.4	1.8	.786	1.9	2.8	4.6	0.4	0.6	1.6	1.1	2.4	5.9
05-06	18	DET	3	0	13.0	2.3	3.3	.700	0.7	1.0	.667	1.3	1.3	1.000	1.0	0.3	1.3	1.0	0.0	0.7	1.3	2.3	6.7
<b>CAREER</b>			<b>745</b>	<b>461</b>	<b>22.3</b>	<b>3.1</b>	<b>5.5</b>	<b>.574</b>	<b>0.1</b>	<b>0.3</b>	<b>.340</b>	<b>1.1</b>	<b>1.6</b>	<b>.674</b>	<b>2.1</b>	<b>3.6</b>	<b>5.7</b>	<b>1.2</b>	<b>0.6</b>	<b>1.0</b>	<b>1.1</b>	<b>3.1</b>	<b>7.5</b>

### NBA PLAYOFF STATISTICS

YEAR	AGE	TM	G	GS	MP	FG	FGA	FG%	3P	3PA	3P%	FT	FTA	FT%	ORB	DRB	TRB	AST	STL	BLK	TOV	PF	PTS
16-17	29	BOS	14	9	10.1	1.1	2.1	.500	0.1	0.2	.333	0.4	0.6	.625	1.2	0.9	2.1	0.2	0.3	0.4	0.4	1.7	2.6
15-16	28	BOS	6	6	22.3	3.7	5.5	.667	0.0	0.3	.000	1.2	1.5	.778	1.8	5.3	7.2	0.7	0.2	1.3	1.7	2.2	8.5
14-15	27	TOR	4	2	28.0	5.0	7.3	.690	0.0	0.3	.000	1.5	3.0	.500	1.8	5.3	7.0	1.0	0.3	0.8	1.8	4.0	11.5
13-14	26	TOR	7	7	27.3	4.9	7.4	.654	0.0	0.3	.000	1.3	1.7	.750	2.3	3.7	6.0	1.0	0.4	0.6	1.7	4.1	11.0
08-09	21	DET	3	0	4.3	0.3	0.3	1.000	0.0	0.0	0.0	0.0	0.0	0.3	0.7	1.0	0.0	0.0	0.3	0.0	1.0	0.7	
07-08	20	DET	8	0	5.4	1.1	1.5	.750	0.0	0.1	.000	0.4	0.8	.500	0.4	1.3	1.6	0.1	0.0	0.4	0.3	0.9	2.6
<b>CAREER</b>			<b>42</b>	<b>24</b>	<b>15.1</b>	<b>2.4</b>	<b>3.7</b>	<b>.643</b>	<b>0.0</b>	<b>0.2</b>	<b>.111</b>	<b>0.7</b>	<b>1.1</b>	<b>.638</b>	<b>1.3</b>	<b>2.5</b>	<b>3.8</b>	<b>0.5</b>	<b>0.2</b>	<b>0.6</b>	<b>0.9</b>	<b>2.2</b>	<b>5.5</b>

# #22 RICHOUN HOLMES



POSITION F/C  
HEIGHT 6-10  
WEIGHT 235  
YEARS PRO 2  
FROM Bowling Green/USA  
BORN 10/15/93

## CAREER HIGHS

PTS	25	vs. ATL 3/29/17
FG	11	(2) vs. ATL 3/29/17
FGA	19	@ ORL 3/20/17
3FG	3	vs. MIL 4/8/17
3FGA	4	(3) vs. CHI 4/6/17
FT	6	vs. POR 1/16/16
FTA	7	vs. POR 1/16/16
OR	6	vs. MIA 3/4/16
DR	11	@ IND 3/26/17
TR	14	@ ORL 3/20/17
AST	5	(2) @ ORL 3/20/17
STL	3	vs. WAS 11/16/16
BLK	5	vs. WAS 2/24/17
MIN	42:00	@ ORL 3/20/17



**TRANSACTIONS:** Selected by Philadelphia with the 37th overall pick in the 2015 NBA Draft.

**CAREER:** In 108 games (18 starts) is averaging 7.8 points, 4.1 rebounds and 0.9 blocks in 17.5 minutes per game.

**2016-17: (PHI)** Appeared in 57 games (17 starts) averaging 9.8 points, 5.5 rebounds, 1 assist, and 1 block in 20.9 minutes per game... Scored in double figures 29 times, including a career-high 25 on 3/29 vs. ATL... Season best 14 rebounds on 3/20 @ ORL, one of his five double-doubles on the season... 7 games with at least three blocks, including a career-best 5 on 2/24 vs WAS... Averaged 13.9 points and 7 rebounds over the final 23 games of the regular season, scoring in double figures 19 times.

**2015-16: (PHI)** In 51 games (one start) averaged 5.6 points, 2.6 rebounds and 0.8 blocks in 13.8 minutes per game... Scored in double figures 11 times, including a season-high 18 points at Uta on 12/28/15... Blocked at least three shots in three games, including a season-best four vs. Sac on 2/10... Ranked eighth among rookies with 40 blocks while playing 600 fewer minutes than any rookie ahead of him.

**COLLEGE: (Bowling Green)** Spent his final three seasons at Bowling Green after beginning his collegiate career at Moraine Valley Community College... Became first player in Bowling Green history to record over 1,000 points, 600 rebounds and 200 blocks... Shot 55.4% from the floor for his career... School's all-time leader in blocks (244) and averaged 2.57 blocks in his three seasons with the Falcons... Blocked 5+ shots 15 times during his career... As a senior, had two games in which he recorded 4+ blocks while also hitting 3+ 3FGM... Hit 18 3-pointers on 41.9% shooting as a senior...

Named Mid-American Conference Defensive Player of the Year as a senior... Named All-MAC First Team as a senior and Third Team as a junior.

**OFF THE COURT:** Son of Richard Sr. and Lydecia Holmes... Has three brothers... Majored in Liberal Studies... Spent his final two seasons of varsity basketball at Lockport Township High School, located outside of Chicago.

### NBA REGULAR SEASON STATISTICS

YEAR	AGE	TM	G	GS	MP	FG	FGA	FG%	3P	3PA	3P%	FT	FTA	FT%	ORB	DRB	TRB	AST	STL	BLK	TOV	PF	PTS
16-17	23	PHI	57	17	20.9	4.0	7.2	.558	0.5	1.4	.351	1.3	1.8	.699	1.6	3.8	5.5	1.0	0.7	1.0	1.0	2.4	9.8
15-16	22	PHI	51	1	13.8	2.2	4.4	.514	0.2	0.9	.182	1.0	1.5	.689	1.2	1.4	2.6	0.6	0.4	0.8	0.6	1.8	5.6
<b>CAREER</b>			<b>108</b>	<b>18</b>	<b>17.5</b>	<b>3.2</b>	<b>5.9</b>	<b>.543</b>	<b>0.3</b>	<b>1.1</b>	<b>.289</b>	<b>1.1</b>	<b>1.6</b>	<b>.695</b>	<b>1.4</b>	<b>2.7</b>	<b>4.1</b>	<b>0.8</b>	<b>0.6</b>	<b>0.9</b>	<b>0.8</b>	<b>2.1</b>	<b>7.8</b>

# #43 KRIS HUMPHRIES



POSITION F  
 HEIGHT 6-9  
 WEIGHT 235  
 YEARS PRO 13  
 FROM Minnesota/USA  
 BORN 2/6/85

## CAREER HIGHS

PTS	31	vs. MIL 3/12/12
FG	12	vs. MIA 4/16/12
FGA	21	vs. MIA 1/7/12
3FG	5	vs. ORL 11/14/15
3FGA	8	vs. ORL 11/14/15
FT	10	(2) vs. PHI 4/23/12
FTA	12	(3) vs. PHI 4/23/12
DR	9	(3) @ TOR 1/6/12
DR	17	vs. LAC 3/11/11
TR	23	@ CLE 3/23/11
AST	5	(3) @ CHI 2/18/12
STL	4	(2) vs. NOP 4/3/10
BLK	5	(2) vs. CHI 3/17/11
MIN	53:47	vs. TOR 3/5/11

## PLAYOFF HIGHS

PTS	12	@ CLE 5/4/16
FG	4	(3) vs. CLE 5/6/16
FGA	9	vs. CLE 5/8/16
3FG	2	(2) vs. CLE 5/8/16
3FGA	4	vs. CLE 5/8/16
FT	4	@ CLE 5/4/16
FTA	6	@ NJ 4/29/07
DR	3	(4) @ CLE 5/4/16
DR	6	@ CLE 5/4/16
TR	9	@ CLE 5/4/16
AST	1	(6) vs. CLE 5/8/16
STL	1	(4) vs. CLE 5/6/16
BLK	3	vs. CLE 5/8/16
MIN	24:06	vs. NJ 4/21/07





**TRANSACTIONS:** Was not selected in the 2016 NBA Draft... Signed with Philadelphia on 7/8/16.

**CAREER:** Has appeared in 744 career games (199 starts) in 12 seasons with Utah, Toronto, Dallas, New Jersey/Brooklyn, Boston, Washington, Phoenix and Atlanta, and holds career averages of 6.8 points and 5.5 rebounds in 18.2 minutes (.466 FG%),

**2016-17: (ATL)** Scored in double-figures 10 times and had one double-digit rebound game during the regular season ... Averaged 7.0 rpg, 7.8 rpg, 1.5 apg and 1.3 bpg (.344 FG%, .500 FT%) in four starting assignments (Hawks were 3-1) ... Ranked fourth on the club in rpg ... Led the team in rebounding six times.

**2015-16: (ATL/WAS/PHO)** Saw action in 53 games (17 starts) with Washington, Phoenix and Atlanta, averaging 6.5 points and 4.1 rebounds in 15.8 minutes (.410 FG%, .798 FT%)... Appeared in 21 games for Atlanta and averaged 6.4 points and 3.4 rebounds in 14.0 minutes (.465 FG%, .935 FT%)... Appeared in four games (three starts) for Phoenix and recorded 7.3 points, 8.0 rebounds and 1.8 assists in 18.5 minutes after being acquired from the Washington on Feb. 18... In 28 contests (14 starts) for the Wizards before the trade, tallied 6.4 points and 4.1 rebounds in 16.6 minutes (.405 FG%, .935 FT%)... Recorded one double-double and scored in double-figures 10 times, including one 20-point evening... Grabbed double-digit rebounds twice... Hit a single season career-best 34 3FGs... Recorded 23 points, five rebounds and two blocks in 30 minutes (9-14 FGs, 5-8 3FGs) v/Orl (11/14); setting a career-high in 3FGM... **SEASON HIGHS:** 23 pts v/Orl (11/14), 12 rebs v/Hou (2/19), 4 assts v/SAS (2/21), 3 stls @Was (4/13), 2 blks (4x), 9 FGM v/Orl (11/14), 5 3FGM v/Orl (11/14), 6 FTM v/Hou (2/19), 30 mins v/Orl (11/14).

**2014-15: (WAS)** Saw action in 64 games (17 starts), and averaged 8.0 points and 6.5 rebounds in 21.0 minutes (.473 FG%, .744 FT%)... Scored in double-figures 23 times (two 20-point nights) and had three double-doubles.

**2013-14: (BOS)** In 69 games (30 starts), recorded 8.4 points, 5.9 rebounds and 1.0 assists in 19.9 minutes (.501 FG%, .813 FT%)... Scored in double-figures 25 times (one 20-point game) and had eight double-doubles.

**2012-13: (BKN)** Averaging 5.8 points and 5.6 rebounds in 18.3 minutes (.448 FG%, .789 FT%) in 65 outings (21 starting assignments)... Scored in double-figures 18 times (one 20-point contest) and tallied six double-doubles.

**2011-12: (NJN)** Averaged a double-double while starting all 62 games for New Jersey in 2011-12... Put up 13.8 points and 11.0 rebounds in 34.9 minutes (.481 FG%, .752 FT%)... Ranked 10<sup>th</sup> in the NBA with 29 double-doubles and had 12 20-point contests (one 30-point game).

**2010-11: (NJN)** Played in 74 games (44 starts) and posted 10.0 points, 10.4 rebounds, 1.1 assists and 1.1 blocks in 27.9 minutes (.527 FG%, .665 FT%)... Ranked fifth in the NBA in rpg... Tallied 29 double-doubles.

**2009-10: (NJN/DAL)** Saw action in 69 games between Dallas and New Jersey, and averaged 7.1 points and 5.5 rebounds in 17.7 minutes (.441 FG%, .668 FT%)... Played in 25 contests for Dallas, recording 5.2 points and 3.8 rebounds in 12.6 minutes (.461 FG%, .568 FT%) after being acquired from the Nets... Appeared in 44 games for New Jersey, posting 8.1 points and 6.4 rebounds in 20.6 minutes (.433 FG%, .699 FT%).

**2008-09: (TOR)** Put up 3.9 points and 2.4 rebounds in 9.1 mpg in 29 outings (.422 FG%, .792 FT%).

**2007-08: (TOR)** Appeared in 70 games in 2007-08, averaging 5.7 points and 3.7 rebounds in 13.2 minutes (.483 FG%, .605 FG%)... Scored in double-figures 17 times and posted two double-doubles.

**2006-07: (TOR)** Played in 60 games (two starts) and recorded 3.8 points and 3.1 rebounds in 11.2 minutes (.470 FG%, .671 FT%).

**2005-06: (UTA)** Appeared in 62 games (two starts), and tallied 3.0 points and 2.5 rebounds in 10.0 minutes... Scored in double-figures twice and recorded one double-double.

**2004-05: (UTA)** As a rookie in 2004-05, saw time in 67 contests (four starts), recording 4.1 points and 2.9 rebounds in 13.0 minutes (.404 FG%)... Scored 10-or-more points six times and tallied one double-double.

**PLAYOFFS:** Owns career postseason averages of 3.8 points and 3.2 rebounds in 10.2 minutes (.449 FG%) in 21 games for Toronto, Brooklyn, Washington and Atlanta... Recorded 9.3 points, 6.0 rebounds and 1.0 assists in 14.0 minutes (.464 FG%, .500 3FG%, 1.000 FT%) over four games for Atlanta in the 2016 playoffs, scoring in double-figures once... Posted 12 points, nine rebounds, one assist and one steal in 15 minutes (4-8 FGs, 4-4 FTs) @Cle (5/4); setting or tying playoff career-highs in points, rebounds, assists, steals, FGM and FTM... Appeared in one game for Washington in the 2015 postseason, finishing the contest with two points and three rebounds in five minutes (1-1 FGs) v/Tor (4/26) • Tallied 4.4 points and 3.3 rebounds in 11.9 minutes (.452 FG%) over seven contests for Brooklyn in the 2013 postseason... Appeared in three games for the Raptors in the 2008 playoffs... Recorded 1.5 points and 2.8 rebounds in 11.5 minutes in six games for Toronto in the 2007 playoffs... **PLAYOFF CAREER HIGHS:** 12 pts @Cle (5/4/16), 9 rebs @Cle (5/4/16), 1 ast (6x), 1 stl (4x), 3 blk v/Cle (5/8/16), 4 FGM (3x), 2 3FGM (2x), 4 FTM @Cle (5/4/16), 24 mins v/NJN (4/21/07).

**COLLEGE: (Minnesota)** Played one season (2003-04) for Minnesota before declaring as an early entry for the 2004 NBA Draft... Averaged 21.7 points, 10.1 rebounds and 1.1 blocks in 34.1 minutes (.444 FG%, .742 FT%) in 29 games... Became first freshman to lead the Big Ten in scoring and rebounding in the same season... Named 2004 Big Ten Freshman of the Year and All-Big Ten First Team by the media and coaches... Scored in double-figures 29 times, with 16 double-doubles... Set a school record for points in a season by a freshman (629)... Had a streak of eight consecutive 20-point games, including 24 points, 13 rebounds against Indiana, 24 points, 8 rebounds vs. Wisconsin and 23 points, 9 rebounds against Illinois.

**PERSONAL:** Born in Minneapolis, MN... Son of Debra and William Humphries... Has two older sisters, Krystal and Kaela... Father, William, played football at the University of Minnesota, lettering from 1979-82 as an offensive lineman... Was a nationally-ranked swimmer as a 10-year-old... Defeated USA Olympic swimmers Michael Phelps and Ryan Lochte as a 10-year-old and clocked the fastest time in six different events: 50-meter freestyle, 100-meter freestyle, 50-meter butterfly, 50-meter backstroke, 50-meter breaststroke and 200-meter individual medley... Sister, Kaela, swam for the University of Texas... Named 2004 Mr. Basketball in the state of Minnesota by the Minneapolis Star Tribune and College Basketball News... Was a member of the 2002 U. S. Junior World Championship Qualifying Tournament Team... Favorite television shows are Homeland and Dexter... On Twitter @KrisHumphries and Instagram @krishumphries.

## NBA REGULAR SEASON STATISTICS

YEAR	AGE	TM	G	GS	MP	FG	FGA	FG%	3P	3PA	3P%	FT	FTA	FT%	ORB	DRB	TRB	AST	STL	BLK	TOV	PF	PTS
16-17	31	ATL	56	4	12.3	1.6	3.8	.407	0.3	1.0	.352	1.1	1.5	.780	1.1	2.6	3.7	0.5	0.3	0.4	0.5	1.2	4.6
15-16	30	TOT	53	17	15.8	2.3	5.6	.410	0.6	2.0	.315	1.3	1.6	.798	1.1	3.0	4.1	0.7	0.3	0.4	0.7	1.8	6.5
14-15	29	WAS	64	17	21.0	3.3	7.0	.473	0.0	0.1	.000	1.4	1.8	.744	1.8	4.7	6.5	0.9	0.5	0.4	0.7	2.0	8.0
13-14	28	BOS	69	30	19.9	3.3	6.7	.501	0.0	0.0	.000	1.7	2.1	.813	1.8	4.1	5.9	1.0	0.4	0.9	0.9	2.0	8.4
12-13	27	BRK	65	21	18.3	2.1	4.8	.448	0.0	0.0	.000	1.5	1.9	.789	1.9	3.7	5.6	0.5	0.2	0.5	0.9	2.0	5.8
11-12	26	NJN	62	62	34.9	5.2	10.8	.481	0.0	0.0		3.4	4.5	.752	3.8	7.2	11.0	1.5	0.8	1.2	1.9	2.8	13.8
10-11	25	NJN	74	44	27.9	4.1	7.9	.527	0.0	0.0	.000	1.7	2.6	.665	3.0	7.4	10.4	1.1	0.4	1.1	1.4	2.3	10.0
09-10	24	TOT	69	0	17.7	2.6	5.9	.441	0.0	0.0	.000	1.8	2.8	.668	1.7	3.7	5.5	0.5	0.5	0.7	1.0	2.1	7.1
08-09	23	TOR	29	0	9.1	1.3	3.1	.422	0.0	0.0		1.3	1.7	.792	0.8	1.6	2.4	0.3	0.3	0.2	0.3	1.1	3.9
07-08	22	TOR	70	0	13.2	2.3	4.8	.483	0.0	0.0	.000	1.1	1.8	.605	1.3	2.4	3.7	0.4	0.4	0.4	0.7	1.5	5.7
06-07	21	TOR	60	2	11.2	1.5	3.1	.470	0.0	0.0		0.9	1.3	.671	1.3	1.8	3.1	0.3	0.2	0.4	0.5	1.6	3.8
05-06	20	UTA	62	2	10.0	1.2	3.3	.379	0.0	0.1	.000	0.5	1.0	.523	0.9	1.6	2.5	0.5	0.4	0.3	0.5	1.3	3.0
04-05	19	UTA	67	4	13.0	1.7	4.3	.404	0.0	0.1	.333	0.7	1.5	.436	1.1	1.9	2.9	0.6	0.4	0.3	0.8	1.4	4.1
<b>CAREER</b>			<b>800</b>	<b>203</b>	<b>17.8</b>	<b>2.6</b>	<b>5.6</b>	<b>.463</b>	<b>0.1</b>	<b>0.2</b>	<b>.293</b>	<b>1.4</b>	<b>2.0</b>	<b>.700</b>	<b>1.7</b>	<b>3.7</b>	<b>5.4</b>	<b>0.7</b>	<b>0.4</b>	<b>0.6</b>	<b>0.9</b>	<b>1.8</b>	<b>6.7</b>

## NBA PLAYOFF STATISTICS

YEAR	AGE	TM	G	GS	MP	FG	FGA	FG%	3P	3PA	3P%	FT	FTA	FT%	ORB	DRB	TRB	AST	STL	BLK	TOV	PF	PTS
16-17	31	ATL	1	0	3.0	0.0	0.0		0.0	0.0		0.0	0.0		0.0	0.0	0.0	0.0	0.0	1.0	0.0	0.0	0.0
15-16	30	ATL	4	0	14.0	3.3	7.0	.464	1.3	2.5	.500	1.5	1.5	1.000	2.0	4.0	6.0	1.0	0.5	1.3	0.5	2.3	9.3
14-15	29	WAS	1	0	5.0	1.0	1.0	1.000	0.0	0.0		0.0	0.0		0.0	3.0	3.0	0.0	0.0	0.0	0.0	1.0	2.0
12-13	27	BRK	7	0	11.9	2.0	4.4	.452	0.0	0.0		0.4	1.0	.429	1.4	1.9	3.3	0.1	0.1	0.4	0.3	2.1	4.4
07-08	22	TOR	3	0	0.7	0.0	0.0		0.0	0.0		0.0	0.0		0.0	0.0	0.0	0.0	0.0	0.0	0.0	0.0	0.0
06-07	21	TOR	6	0	11.5	0.5	1.5	.333	0.0	0.0		0.5	1.3	.375	1.2	1.7	2.8	0.2	0.2	0.3	0.5	1.8	1.5
<b>CAREER</b>			<b>22</b>	<b>0</b>	<b>9.9</b>	<b>1.4</b>	<b>3.1</b>	<b>.449</b>	<b>0.2</b>	<b>0.5</b>	<b>.500</b>	<b>0.5</b>	<b>1.0</b>	<b>.571</b>	<b>1.1</b>	<b>1.9</b>	<b>3.0</b>	<b>0.3</b>	<b>0.2</b>	<b>0.5</b>	<b>0.3</b>	<b>1.6</b>	<b>3.6</b>

# #30 FURKAN KORKMAZ



POSITION  
HEIGHT  
WEIGHT  
YEARS PRO  
FROM  
BORN

G/F  
6-7  
185  
Rookie  
Turkey  
7/24/97



**TRANSACTIONS:** Selected by Philadelphia with the 24th overall pick in the 2016 NBA Draft.

**INTERNATIONAL:** Spent the 2016-17 season with Banvit (Turkey) on loan from Anadolu Efes, helping Banvit win the team's first Turkish Cup in February... In 21 games, he averaged 11 points and four rebounds while shooting 49 percent from the field and 40 percent from three-point range... Korkmaz also helped Banvit reach its first Basketball Champions League Final. He was later named the Basketball Champions League "Best Young Player" after averaging 11 points and five rebounds while shooting 50 percent from three-point range in eight BCL games... In 2015-16, Korkmaz played with current Sixers forward Dario Saric with Anadolu Efes... In 37 games, Korkmaz averaged five points while shooting 48 percent from the field

**OFF THE COURT:** A native of Istanbul, Korkmaz has been named a Turkish Basketball Super League All-Star three times and is a two-time Turkish Cup champion. He's represented his home country of Turkey in international play in multiple competitions, earning a gold medal at the 2014 FIBA Europe Under-18 Championship and silver at the same event in 2015.

# #7 TIMOTHÉ LUWAWU-CABARROT



POSITION G/F  
HEIGHT 6-6  
WEIGHT 200  
YEARS PRO 1  
FROM France  
BORN 5/9/95

## CAREER HIGHS

PTS	24	vs. IND 4/10/17
FG	8	vs. IND 4/10/17
FBA	15	(4) vs. CHI 4/6/17
3FG	4	(2) vs. IND 4/10/17
3FGA	11	vs. BKN 4/4/17
FT	6	@ TOR 4/2/17
FTA	6	(3) @ TOR 4/2/17
DR	2	(5) vs. ATL 3/29/17
DR	7	(3) vs. ATL 3/29/17
TR	9	(3) vs. ATL 3/29/17
AST	4	vs. ATL 3/29/17
STL	4	vs. MIL 4/8/17
BLK	1	(10) vs. ATL 3/29/17
MIN	42:50	@ CLE 3/31/17



**TRANSACTIONS:** Selected by Philadelphia with the 24th overall pick in the 2016 NBA Draft.

**2016-17: (PHI)** Appeared in 69 games (19 starts) averaging 6.4 points, 2.2 rebounds, and 1.1 assists in 17.2 minutes per game... Scored in double figures 16 times, including a career-high 24 points on 4/10 vs. IND... Started each of the last 18 games of the season, averaging 12.9 points in that stretch... Scored 10 or more points in each of the final seven games of the season, a career-best streak... Recorded a career-best 9 rebounds three different times (3/3 vs. NYK, 3/28 @ BRK, and 3/29 vs. ATL).

**INTERNATIONAL:** 2015-16 (Mega Leks, Liga ABA): Appeared in 28 games, starting all... Averaged 14.6 points, 2.8 assists and 4.8 rebounds in 31.1 minutes per game... 2015-16 (Mega Leks, Liga KLS): Appeared in five games, starting four... Averaged 13.6 points, 2.8 assists and 3.6 rebounds in 24.8 minutes per game... 2014-15 (Antibes, LNB Pro B): Appeared in 42 games, starting 22... Averaged 7.1 points, 1.6 assists and 2.5 rebounds in 19.9 minutes per game... 2013-14 (Antibes, LNB Pro A): Appeared in four games... Averaged 1.5 points, 0.75 assists and 0.75 rebounds in 5.8 minutes per game... 2012-13 (Antibes, LNB Pro B): Appeared in two games... Averaged 2.0 points and 1.5 rebounds in 3.0 minutes per game.

**OFF THE COURT:** A native of France... Spent his overseas career as a member of Mega Leks... Won the 2016 Serbian Cup... Named to the 2016 All-ABA Team... Played for the French national team at the 2014 and 2015 U20 European Championships... He helped France to a semifinal appearance while averaging 11.6 points and 4.9 rebounds per game in 2015.

**NBA REGULAR SEASON STATISTICS**

YEAR	AGE	TM	G	GS	MP	FG	FGA	FG%	3P	3PA	3P%	FT	FTA	FT%	ORB	DRB	TRB	AST	STL	BLK	TOV	PF	PTS
16-17	21	PHI	69	19	17.2	2.1	5.2	.402	0.7	2.3	.311	1.5	1.8	.854	0.4	1.8	2.2	1.1	0.5	0.1	1.1	2.2	6.4
<b>CAREER</b>	<b>69</b>	<b>19</b>	<b>17.2</b>	<b>2.1</b>	<b>5.2</b>	<b>.402</b>	<b>0.7</b>	<b>2.3</b>	<b>.311</b>	<b>1.5</b>	<b>1.8</b>	<b>.854</b>	<b>0.4</b>	<b>1.8</b>	<b>2.2</b>	<b>1.1</b>	<b>0.5</b>	<b>0.1</b>	<b>1.1</b>	<b>2.2</b>	<b>6.4</b>		

# #12 TJ MCCONNELL



POSITION G  
HEIGHT 6-2  
WEIGHT 190  
YEARS PRO 2  
FROM Arizona/USA  
BORN 3/25/92

## CAREER HIGHS

PTS	17	(4) @ DEN 12/30/16
FG	7	(5) @ CHA 2/13/17
FGA	15	@ ORL 3/20/17
3FG	3	(2) @ DEN 12/30/16
3FGA	5	vs. MIN 1/4/16
FT	5	(2) vs. MIA 2/11/17
FTA	7	vs. HOU 1/27/17
DR	4	vs. SAC 2/10/16
DR	9	@ DET 12/11/16
TR	10	@ DET 12/11/16
AST	17	@ BOS 1/6/17
STL	5	@ BOS 2/15/17
BLK	2	(2) vs. CHI 11/9/15
MIN	37:22	@ DET 12/11/16



**TRANSACTIONS:** Was not selected in the 2015 NBA Draft... Signed with Philadelphia on 9/22/15.

**PRO CAREER:** Appeared in 162 games (68 starts), averaging 6.5 points, 5.6 assists and 3.1 rebounds in 23.1 minutes per game... Shooting 46.5% from the field, 29.2% from three-point range and 75.6% from the line.

**2016-17: (PHI)** Appeared in 81 games (51 starts) and averaged 6.9 points, 6.6 assists, and 3.1 rebounds in 26.3 minutes per game... Recorded a career-high 17 assists on 1/6 @BOS... Tied career-best 17 points while also notching 8 assists on 12/30 @ DEN... Recorded 10 or more assists 13 times, including four double-doubles... Recorded at least one assist in every single game that he appeared in... Totaled 534 assists, good enough for eighth in the league... 534 assists were the most in a season by a Sixers player since 2012-13 when Jrue Holiday had 625... 71 games with at least one steal, including a career-high five on 2/15 @ BOS... 134 total steals which was sixth in the NBA... McConnell is the first Sixers player with such assist and steal totals in the same season since since Allen Iverson had 596 assists and 180 steals in 2004-05... Career-best 10 rebounds on 12/11 @ DET.

**2015-16: (PHI)** 5 assists and 3.1 rebounds in 19.8 minutes per game... Led all rookies with 95 steals... Was only rookie with at least 250 rebounds and 350 assists... His 367 assists were the fourth-most ever in a season by a Sixers rookie (Allen Iverson, Michael Carter-Williams, Maurice Cheeks).

**COLLEGE: (Arizona)** Played collegiately at Duquesne (2010-2012) and Arizona (2013-2015)... Held overall averages of 10.2 points, 5.4 assists and 2.3 steals for NCAA career... led Pac-12 in assists per game (6.3) and total assists (238) his senior season at Arizona... NCAA West Regional All-Tournament Team (2015)... First team All-Pac-12 (2015).

**OFF THE COURT:** Native of Pittsburgh, PA... A 2010 graduate of Chartiers Valley High School in Bridgeville, Pa. ... Averaged 34.2 points, 8.2 rebounds and 9.1 assists per game as a senior in earning first-team all-state honors and was the Pennsylvania Class 3A Player of the Year according to the Associated Press, and was the Pittsburgh Post-Gazette male High School Athlete of the Year (all sports) ... Played for his father, Tim, in high school ... Led the Colts to a 29-2 record, the WPIAL championship, and a berth in the Class 3A state championship game as a senior.

### NBA REGULAR SEASON STATISTICS

YEAR	AGE	TM	G	GS	MP	FG	FGA	FG%	3P	3PA	3P%	FT	FTA	FT%	ORB	DRB	TRB	AST	STL	BLK	TOV	PF	PTS
16-17	24	PHI	81	51	26.3	2.9	6.3	.461	0.1	0.7	.200	0.9	1.1	.811	0.5	2.6	3.1	6.6	1.7	0.1	2.0	1.7	6.9
15-16	23	PHI	81	17	19.8	2.7	5.7	.470	0.4	1.1	.348	0.3	0.5	.634	0.5	2.6	3.1	4.5	1.2	0.1	1.7	1.4	6.1
<b>CAREER</b>			<b>162</b>	<b>68</b>	<b>23.1</b>	<b>2.8</b>	<b>6.0</b>	<b>.465</b>	<b>0.3</b>	<b>0.9</b>	<b>.292</b>	<b>0.6</b>	<b>0.8</b>	<b>.756</b>	<b>0.5</b>	<b>2.6</b>	<b>3.1</b>	<b>5.6</b>	<b>1.4</b>	<b>0.1</b>	<b>1.8</b>	<b>1.6</b>	<b>6.5</b>



# #14 JAMES MICHAEL MCADOO



POSITION F  
 HEIGHT 6-9  
 WEIGHT 225  
 YEARS PRO 3  
 FROM North Carolina/USA  
 BORN 1/4/93

## CAREER HIGHS

PTS	16	@ DEN 3/13/15
FG	6	@ DEN 3/13/15
FGA	10	@ DEN 3/13/15
3FG	1	(3) vs. UTA 4/10/17
3FGA	7	(3) vs. UTA 4/10/17
FT	2	@ DAL 3/21/17
FTA	8	@ DAL 3/21/17
OR	4	(4) @ PHI 2/27/17
DR	6	(3) @ CHA 1/25/17
TR	9	@ LAC 2/2/17
AST	3	@ SAS 3/11/17
STL	4	vs. LAL 4/12/17
BLK	3	@ MEM 2/10/17
MIN	27:50	vs. LAL 4/12/17

## PLAYOFF HIGHS

PTS	9	vs. SAS 5/16/17
FG	3	vs. SAS 5/16/17
FGA	5	(2) vs. SAS 5/16/17
3FG	1	(2) vs. SAS 5/16/17
3FGA	2	vs. POR 4/19/17
FT	2	(2) vs. SAS 5/16/17
FTA	2	(5) vs. SAS 5/16/17
OR	2	vs. SAS 5/16/17
DR	4	@ HOU 4/21/16
TR	5	vs. SAS 5/16/17
AST	1	(2) @ CLE 6/10/16
STL	2	vs. HOU 4/27/16
BLK	2	@ HOU 4/21/16
MIN	10:59	vs. SAS 5/16/17



**TRANSACTIONS:** Was not selected by an NBA franchise in the 2014 NBA Draft.... Signed as a free agent with Golden State on September 2, 2014... Waived by Golden State on October 25, 2014... Signed a 10-day contract with Golden State on January 19, 2015... Signed a second 10-day contract with Golden State on February 2, 2015... Signed a contract with Golden State on February 19, 2015... Signed as a free agent with Golden State on July 13, 2016.

**CAREER:** Appeared in 108 games (three starts), averaging 3 points and 1.7 rebounds in 7.9 minutes per game... One of only two players in league history to win both an NBA championship and an NBA D-League title in the same season... Appeared in 26 playoff games, averaging 1.3 points and .7 rebounds in 4.0 minutes per game.

**2016-17: (GSW)** Appeared in a career-high 52 games, averaging 2.8 points and 1.7 rebounds in 8.8 minutes while shooting 53.0 percent from the field... Recorded career-highs in total points (147), total rebounds (90) and total minutes (457)... Scored in double-figures twice... Made the third start of his career (second of the season) on 4/12 vs. the L.A. Lakers, finishing with a career-high four steals while tying a career-high with 28 minutes... Earned his second career start (first of the season) on 4/5 at Phoenix, finishing with eight points and four rebounds in 22 minutes... Hit a career-high seven free throws on a career-high eight attempts on 3/21 at Dallas... Dished out a career-high three assists in 23 minutes on 3/11 at San Antonio... Tallied a season-high-tying 10 points and a career-high nine rebounds on 2/2 at the L.A. Clippers... Scored a season-high 10 points on 1/28 vs. the L.A. Clippers... Inactive 20 times... DNP-CD 10 times... **PLAYOFFS:** Appeared in 13 games, averaging 1.8 points and 1.0 rebound in 4.3 minutes while shooting 52.9 percent from the field and 40.0 percent from three-point range... Tallied playoff career-highs in points (9) and rebounds (5) while logging a playoff career-high-tying 11 minutes in Game 2 of the Western Conference Finals on 5/16 vs. San Antonio... DNP-CD four times.

**2015-16: (GSW)** Appeared in a career-high 41 games (one start), averaging 2.9 points and 1.4 rebounds in 6.4 minutes, shooting 53.6 percent from the field... Made first career start on 3/21 @ MIN, marking his 50th career regular season game by tallying seven points and six rebounds in a season-high 18 minutes... Hit the first three pointer of his career on his first career three point attempt on 3/16 vs NY, finishing with seven points in eight minutes of play... Scored a season high 11 points on 5-of-6 (.833) shooting from the field in 13 minutes on 3/14 vs. NO, recording his lone double-digit scoring effort of the season... Swiped a career-high two steals and hit a season-high three free throws on 12/31 @ HOU... DNP-CD 13 times... Inactive five times... Missed 23 games with a sprained toe in his left foot... **PLAYOFFS:** Appeared in eight postseason games scoring five points, grabbing eight rebounds and fishing out two assists in 38 total minutes of play... Tied his playoff career-high with eight minutes in Game 5 of the NBA Finals on 6/13 vs. CLE, grabbing two rebounds... In Game 4 of the NBA Finals on 6/10 @ CLE, scored two points in seven minutes, tallying the first points in a Finals game in his career... Swiped a playoff career-high two steals in Game 5 of the First Round on 4/27 vs HOU... Set playoff career-highs with four rebounds, two blocks and eight minutes in his 2016 postseason debut in Game 3 of the First Round on 4/21 @ HOU.

**2014-15: (GSW)** Appeared in 15 games with Golden State, averaging 4.1 points and 2.5 rebounds in 9.1 minutes, shooting 54.5 percent from the field... Scored in double figures three times... Grabbed a career-high eight rebounds on 4/2 vs PHO, finishing with eight points... Scored a career-high 16 points in a career-best 28 minutes on 3/13 @ DEN, setting career marks with six field goals and four free throws... Made his NBA debut on 1/19 vs DEN, scoring 11 points... DNP-CD five times... Inactive 22 times, including 13 times while on assignment in Santa Cruz... Appeared in 33 games (31 starts) with Golden State's NBA D-League affiliate in Santa Cruz, averaging 19.5 points, 8.7 rebounds, 2.3 assists, 2.03 blocks and 2.00 steals in 32.8 minutes... Earned ALL-NBA D-League Second Team and ALL-NBA D-League All-Rookie First Team honors... Ranked tied for fifth in the D-League in both steals and blocks... Scored 39 points, his D-League season-high, on 16-of-23 (.696) shooting from the field and grabbed 11 rebounds on 1/30 @ Reno... **PLAYOFFS:** Appeared in five postseason games, scoring four points and grabbing four rebounds in 10 total minutes... Tallied the first points of his postseason career in Game 5 of the Western Conference Semifinals on 5/13 vs MEM, scoring a playoff career-high four points in three minutes... Made his playoff career debut in Game 1 of the Western Conference Semifinals on 5/3 vs MEM... Appeared in two postseason games (one start) with Santa Cruz, averaging 23 points, 10 rebounds, 2 assists and 3 blocks in 30.5 minutes... Helped Santa Cruz capture the 2015 NBA D-League Championship, the first title in team history.

**COLLEGE: (North Carolina)** Appeared in 108 games (73 starts) over three seasons at North Carolina, averaging 11.4 points, 5.9 rebounds, 1.0 assist and 1.22 steals in 25 minutes, averaging 44.7 percent from the field... Two-time All-ACC selection as a junior and sophomore... Finished his college career with 16 double-doubles and six 20-point/10 rebound games... Scored his 1,000th point on 1/20/14 @ Virginia, becoming the 69th Tar Heel to reach that mark... Tallied 20-plus points 11 times during his college career, including a career-high 27 points on 11/17/13 vs. Belmont... As a junior, appeared in 34 games (all starts), averaging 14.2 points, 6.8 rebounds, 1.7 assists and 1.32 steals in 30.1 minutes, shooting 45.8 percent from the field... Earned Second-Team All-ACC Honors as voted on by the media and Third-Team All-ACC Honors as voted on by the coaches as a junior... As a sophomore, appeared in 36 games (all starts), averaging 14.4 points 7.3 rebounds, 1.1 assists and 1.50 steals in 30 minutes, shooting 44.5 percent from the field... Earned Second-Team All-ACC honors as a sophomore... As a freshman, appeared in 38 games (three starts), averaging 6.1 points and 3.9 rebounds in 15.6 minutes.

**PERSONAL:** Born James Michael Ray McAdoo on Jan. 4, 1993 in Norfolk, VA... Son of Ronnie and Janet McAdoo... Both parents played professional basketball overseas... Father is a member of Old Dominion University's Hall of Fame and played professionally in France, Spain and Japan... Sister played basketball at UNC Charlotte... Ronnie McAdoo is a second cousin of former Tar Heel All-America and Naismith Hall of Famer Bob McAdoo... Has personally hosted local organizations to Warriors games... Majored in history... Is on Twitter @ jamesmcadoo.

## NBA REGULAR SEASON STATISTICS

YEAR	AGE	TM	G	GS	MP	FG	FGA	FG%	3P	3PA	3P%	FT	FTA	FT%	ORB	DRB	TRB	AST	STL	BLK	TOV	PF	PTS
16-17	24	GSW	52	2	8.8	1.2	2.3	.530	0.0	0.2	.250	0.4	0.8	.500	0.7	1.1	1.8	0.3	0.3	0.6	0.4	0.9	2.8
15-16	23	GSW	41	1	6.4	1.1	2.0	.536	0.0	0.0	.500	0.6	1.2	.531	0.7	0.7	1.4	0.4	0.2	0.2	0.4	1.0	2.9
14-15	22	GSW	15	0	9.1	1.6	2.9	.545	0.0	0.0		0.9	1.7	.560	1.0	1.5	2.5	0.1	0.3	0.6	0.4	1.4	4.1
<b>CAREER</b>			<b>108</b>	<b>3</b>	<b>7.9</b>	<b>1.2</b>	<b>2.3</b>	<b>.535</b>	<b>0.0</b>	<b>0.1</b>	<b>.300</b>	<b>0.6</b>	<b>1.1</b>	<b>.526</b>	<b>0.7</b>	<b>1.0</b>	<b>1.7</b>	<b>0.3</b>	<b>0.3</b>	<b>0.4</b>	<b>0.4</b>	<b>1.0</b>	<b>3.0</b>

## NBA PLAYOFF STATISTICS

YEAR	AGE	TM	G	GS	MP	FG	FGA	FG%	3P	3PA	3P%	FT	FTA	FT%	ORB	DRB	TRB	AST	STL	BLK	TOV	PF	PTS
16-17	24	GSW	13	0	4.3	0.7	1.3	.529	0.2	0.4	.400	0.3	0.5	.667	0.4	0.6	1.0	0.0	0.2	0.2	0.1	0.4	1.8
15-16	23	GSW	8	0	4.8	0.3	0.5	.500	0.0	0.0		0.1	0.5	.250	0.0	1.0	1.0	0.3	0.4	0.3	0.1	0.8	0.6
14-15	22	GSW	5	0	2.0	0.4	0.6	.667	0.0	0.0		0.0	0.0		0.2	0.6	0.8	0.0	0.0	0.2	0.2	0.0	0.8
<b>CAREER</b>			<b>26</b>	<b>0</b>	<b>4.0</b>	<b>0.5</b>	<b>0.9</b>	<b>.542</b>	<b>0.1</b>	<b>0.2</b>	<b>.400</b>	<b>0.2</b>	<b>0.4</b>	<b>.500</b>	<b>0.2</b>	<b>0.7</b>	<b>1.0</b>	<b>0.1</b>	<b>0.2</b>	<b>0.2</b>	<b>0.1</b>	<b>0.4</b>	<b>1.3</b>

# #50 EMEKA OKAFOR



POSITION C  
HEIGHT 6-10  
WEIGHT 252  
YEARS PRO 9  
FROM Connecticut/USA  
BORN 9/28/82

## CAREER HIGHS

PTS	30	vs. LAL 3/12/05
FG	13	(3) @ ORL 11/18/06
FGA	26	vs. HDU 12/18/04
3FG	-	
3FGA	1	(2) @ DAL 11/15/10
FT	13	@ ORL 3/24/05
FTA	18	vs. GSW 3/5/08
OR	12	vs. TOR 1/17/11
DR	19	vs. LAL 12/29/06
TR	25	vs. LAL 12/29/06
AST	5	(2) vs. PHO 2/1/12
STL	5	(2) @ DAL 2/28/10
BLK	10	@ NYK 1/12/07
MIN	52:00	@ LAC 12/6/04

## PLAYOFF HIGHS

PTS	15	vs. LAL 4/22/11
FG	7	vs. LAL 4/22/11
FGA	9	vs. LAL 4/22/11
3FG	-	
3FGA	-	
FT	1	vs. LAL 4/28/11
FTA	4	vs. LAL 4/26/11
OR	5	vs. LAL 4/24/11
DR	4	(2) vs. LAL 4/26/11
TR	8	vs. LAL 4/26/11
AST	-	
STL	2	vs. LAL 4/28/11
BLK	2	vs. LAL 4/28/11
MIN	40:57	vs. LAL 4/22/11



**TRANSACTIONS:** Drafted second overall by the Charlotte Bobcats in the 2004 NBA Draft...Re-signed with the Charlotte Bobcats on July 31, 2008...Acquired by the New Orleans Hornets from the Charlotte Bobcats in exchange for Tyson Chandler on July 28, 2009...Acquired with Trevor Ariza from the New Orleans Hornets in exchange for Rashard Lewis and 2012 second-round draft pick (46<sup>th</sup> overall) on June 20, 2012. Signed with the Sixers as a free agent on 9/25/17.

**CAREER:** Has played in 590 games (584 starts) over nine seasons for the Bobcats Hornets and Wizards, averaging 12.3 points, 9.9 rebounds and 1.7 blocked shots in 31.7 minutes per game...One of only three players in the NBA to average a double-double in each season from 2004-05 to 2008-09 (Tim Duncan and Dwight Howard)...Posted eight blocked shots in the first half at NYK on January 12, 2007, tying him with Tim Duncan for the NBA record for blocks in a half...Named NBA got milk? Rookie of the Year in 2004-05, becoming only the third player from an expansion team to win Rookie of the Year honors...Was also a three-time winner of the Eastern Conference got milk? Rookie of the Month award (November, December, April).

**16-17:** DNP (Herniated disc in neck)

**15-16:** DNP (Herniated disc in neck)

**14-15:** DNP (Herniated disc in neck)

**13-14:** DNP (Herniated disc in neck)

**2012-13: (WAS)** Averaged 9.7 points, 8.8 rebounds while shooting .477 from the field in 26.0 minutes per game in 79 games (77 starts)...Tied for the team lead with Kevin Seraphin in games played, led the team in starts, rebounds per game and double-doubles (20)...Had seven games of 15+ rebounds...Posted three straight games of 15+ rebounds (1/26-1/30)...Recorded five straight games of 10+ rebounds (12/22-1/1)...Scored a season-high 23 points to go along with 15 rebounds vs. SAC (1/28)...Grabbed a season-high 18 rebounds at CHI (12/29)...Averaged 10.7 points, 9.8 rebounds and recorded all 20 of his team-leading double-doubles since 12/12 (61 games)...Missed three games due to illness/injury; two games due to the flu (3/20-3/22); one game due to a sprained right ankle (4/17).

**2011-12: (NOH)** Averaged 9.9 points, 7.9 rebounds and 1.0 blocks while shooting .533 from the field in 27 games with the Hornets...Missed 39 games with a season-ending knee injury sustained in mid-February...Had 16 points and added a season-high 17 rebounds vs. Dallas (1/21)...Totaled 11 points, six rebounds and tied a career-high with five assists vs. PHX (2/1)...Had a season-high 19 points and seven rebounds vs. SAC (2/6).

**2010-11: (NOH)** Averaged 10.3 points, 9.5 rebounds and 1.8 blocks in 31.8 minutes over 72 games (all starts) with the Hornets...Was inactive for 10 games (left oblique strain)...Had 42 games with 10 or more points, two games with 20 or more points, 23 double-doubles and two 20-10 games...Led the team in rebounds 43 times and tied for the team lead nine times and has led the team in scoring three times...Ranked third in the NBA in field goal percentage (.573), 10th in rebounds (9.5) and 13th in blocks per game (1.8)...Collected 17 rebounds and scored 14 points vs. IND (4/3)...Grabbed a career-high and franchise-best tying 12 offensive rebounds and had 16 rebounds with 17 points vs. TOR (1/17)...Had 17 points and 15 rebounds at HOU (1/2)...Scored 21 points on 8-of-13 shooting and had 10 rebounds vs. NJN (12/22)...Had 19 points, 15 rebounds, three blocks and two steals (only the fourth Hornet ever to do so) at IND (12/20)...Had 11 rebounds, 13 points and four blocks at OKC (11/29)...Led the team with 26 points and 13 rebounds on 12-of-13 shooting vs. MIA (11/5).

**2009-10: (NOH)** Averaged 10.4 points, 9.0 rebounds and 1.5 blocks in 29.0 minutes over 82 games (82 starts) with the Hornets...Had 39 games with 10+ points, seven games with 20+ points, 40 games with 10+ rebounds, 27 double-doubles, five 20/10 games...Ranked 16th in the NBA in rebounds/game (9.0), 15th in blocks/game (1.55) and 13th in field-goal percentage (.530)...Had 23 points (11-14 FG) vs. MIN (4/11)...Had 22 points, 11 rebounds vs. GSW (3/8)...Notched eight

points, season-high 17 rebounds, career-high tying five steals and three blocks at DAL (2/28)...Totaled four points, 11 rebounds and season-high six blocks (five in first quarter) vs. HOU (2/21)...Had 21 points, 10 rebounds and made last 10 field goals, one short of tying a Hornets franchise record...Had five blocks (four in 3rd quarter) vs. DEN (12/18)...Scored 21 points (7-8 FG, 7-9 FT) vs. LAC (1/13)...Had 14 points and season-high 16 rebounds vs. HOU (1/2)...Had nine points, 12 rebounds and season-high five blocks (four in third quarter) vs. DEN (12/18)...Had a season-high 24 points, 10 rebounds and three blocks at NYK (11/2)...Had 11 points, 13 rebounds and four blocks (two in final eight seconds) vs. SAC 10/30...Had 18 points and 10 rebounds in season debut at SAS (10/28).

**2008-09: (CHA)** Played in all 82 games for the second-straight season with the Bobcats, extending his franchise-record streak to 175 consecutive games played...Started 81 games before coming off the bench in the season finale, snapping his consecutive games started streak at 173...Averaged 13.2 points, 10.1 rebounds, 1.7 blocks, 0.6 assists and 0.6 steals in 32.8 minutes...Ranked fifth in the NBA in rebounds, sixth in field goal percentage (.561) and 12th in blocked shots...One of eight players in the NBA to average a double-double for the season...Set a career high and franchise record for field goal percentage (.561) from the field (433-773)...Scored in double figures 57 times, including 11 games with 20 points or more...Grabbed double-figure rebounds 42 times, tallying 39 double-doubles...Led or tied for the team lead in rebounding 57 times, in blocked shots 50 times and in scoring nine times...Pulled down a season-high 20 rebounds on at IND (11/28), marking a season-high for a Bobcats player...Tallied season highs with 29 points and four assists, along with 18 rebounds vs. WAS (12/23).

**2007-08: (CHA)** Played and started in all 82 games, joining Jason Richardson as the first Bobcats players ever to play 82 games in a season...Averaged 13.8 points, 10.7 rebounds, 1.7 blocked shots, 0.9 assists and 0.8 steals in 33.1 minutes per game...One of 13 players in the NBA to average a double-double for the season...Led the Bobcats in rebounding 57 times and in blocks 51 times...Scored in double figures 62 times, including 15 games of 20 points or more, and posted 44 double-figure rebounding games...Tallied 39 double-doubles, leading the team and tying for 10th in the NBA...Ranked sixth in the league in rebounding and tied for 10th in blocks...Posted a pair of 20-20 games vs. IND (11/9) (25 points and 23 rebounds) and vs. ATL (2/13) (20 points and 21 rebounds)...Set a career high in field goal percentage (.535), ranking 12th in the league...Received the NBA's Community Assist Award for the month of September.

**2006-07: (CHA)** Averaged 14.4 points, 11.3 rebounds, 1.2 assists, 2.57 blocked shots and 34.3 minutes in 67 games (65 starts) with the Bobcats...Missed 15 games from Feb. 26 to March 24 with a left calf strain...Was the only player to rank among the NBA's top 10 in rebounds, blocked shots and double-doubles...Led the team in scoring 11 times and in rebounds 39 times...Posted 53 double-figure scoring games, including 13 of 20 points or more, along with 43 double-figure rebounding games...Had a team-high 38 double-doubles, including 11 games of 20 or more points and 10 or more rebounds...One of 11 players in the NBA to average a double-double for the season...Blocked 10 shots at NYK (1/12), setting a career high, franchise record and Madison Square Garden record...His eight blocked shots in the first half tied him with Tim Duncan for the NBA record for blocks in a half...Added 20 points and nine rebounds in the game, barely missing the first triple-double in Bobcats history...Posted career highs of 19 defensive rebounds and 25 total rebounds vs. LAL (12/29)...Had a career-high with five assists at MIL (4/14) and added a then-career-high with five steals at SAS (11/15)...Averaged 20.1 points, 12.0 rebounds and 4.1 blocks over the season's first 10 games, joining Hall of Famers Kareem Abdul-Jabbar, Patrick Ewing and Hakeem Olajuwon as the only players to do so since the league began tracking blocked shots in 1973-74.

**2005-06: (CHA)** Averaged 12.9 points, 10.0 rebounds, 1.2 assists and 33.2 minutes in 26 games (25 starts) with the Bobcats...Missed 56 games with a right ankle injury...Reached double-figure scoring 20 times and double-figure rebounds 17

times...Ranked second on the team with 16 double-doubles... Ranked second in the NBA with 3.6 offensive rebounds per game prior to injury...One of 10 players in the NBA to average a double-double for the season...Posted a pair of 20-plus points and 10-plus rebound games with 24 points and 11 rebounds at PHI (11/24) and posted 20 points and 12 rebounds vs. IND (11/16)...Led the Bobcats in rebounding 17 times, in blocked shots 16 times and in scoring four times...Recorded a season-high 17 rebounds vs. WAS (11/26)...Tied his then-career high of six blocked shots at GSW (12/2) and at NJN (12/14)...Had four straight double-doubles before injuring his right ankle on vs. SAC (12/19)...missed eight games with a right ankle sprain from (1/20/05-1/7/06)...Returned to action vs. HOU (1/10) in his lone game as a reserve and scored 21 points with eight rebounds before re-injuring his right ankle and missing the rest of the season.

**2004-05: (CHA)** Selected by Charlotte Bobcats with the second overall pick in the 2004 NBA Draft to become the first draft pick in Bobcats history...Earned NBA got milk? Rookie of the Year and All-Rookie First Team honors...Became only the third player from an expansion team to win NBA Rookie of the Year honors...Led all NBA rookies with averages of 15.1 points and 10.9 rebounds in 35.6 minutes...Ranked third in the NBA with 3.8 offensive rebounds, fourth with 10.9 rebounds and 47 double-doubles and 14th with 1.7 blocks... One of 11 NBA players to average a double-double...Posted 19 consecutive double-doubles from Nov. 24, 2004 – Jan. 1, 2005, the longest such streak by any NBA player during the 2004-05 season and the longest streak for a rookie since 12-time NBA All-Star Elvin Hayes posted 60 straight from Oct. 30, 1968 to Feb. 22, 1969...Averaged the most rebounds in a season by a rookie since 1997-98 when Tim Duncan averaged 11.9 rebounds...Recorded 16 games with 20-plus points and 10-plus rebounds...Reached double-figure scoring 59 times and double-figure rebounding 53 times, notching 47 double-doubles...Posted a career-high 30 points vs. LAL (3/12) and posted a season-high with 19 rebounds vs. DET (4/20) and PHI (1/19)...Three-time winner of the Eastern Conference got milk? Rookie of the Month (November, December, April)...Led

the Bobcats in rebounding 55 times, in blocks 38 times and in scoring 26 times...Became the fourth rookie in NBA history to start for an expansion franchise on opening night, joining Kevin Edwards (Miami, 1988), Nick Anderson (Orlando, 1989) and Damon Stoudamire (Toronto, 1995).

**PLAYOFFS:** Averaged 7.3 points, 5.5 rebounds and 1.0 blocks while shooting .645 from the field in six career playoff games with the New Orleans Hornets (2010-11).

**COLLEGE: (Connecticut)** Named 2004 Co-National Player of the Year (along with Orlando's Jameer Nelson at St. Joseph's) by the NABC...Was one of only two players unanimously named (Jameer Nelson) First Team All-America by the Associated Press...Earned Most Outstanding Player honors at the 2004 NCAA Final Four after leading the Huskies to the National Championship...Received National Defensive Player of the Year honors from the NABC in 2003 and 2004...Finished his career as the seventh all-time leading shot-blocker in NCAA history with 441, and holds three of Connecticut's top four single-season blocked shot totals... ranks as Connecticut's all-time career leader in field goal percentage (.590)...Finished his collegiate career with 1,402 points (13.7 ppg), 1,076 rebounds (10.5 rpg) and 441 blocked shots (4.3 bpg)...Became only the fourth UConn player to surpass 1,000 points and 1,000 rebounds...Named Big East Player of the Year and Defensive Player of the Year as a junior...Averaged 17.6 points, 11.5 rebounds (third nationally) and 4.1 blocks (tied for first)...Posted his first career triple-double with 18 points, 15 rebounds and a school-record 10 blocks against Army...Averaged 15.9 points and 11.2 rebounds (seventh nationally) and led the country with 4.7 blocks as a sophomore...Earned Third Team All-America honors from the NABC...As a freshman, averaged 7.9 points, 9.0 rebounds and led the nation with 4.1 blocks...Named 2001-02 Freshman All-American First Team by The Sporting News, Basketball News and Basketball Times...Named First Team Academic All-American by CoSIDA his sophomore and junior seasons... Selected as the Academic All-American of the Year for the University Division in 2003-04.

## NBA REGULAR SEASON STATISTICS

YEAR	AGE	TM	G	GS	MP	FG	FCA	FG%	3P	3PA	3P%	FT	FTA	FT%	ORB	DRB	TRB	AST	STL	BLK	TOV	PF	PTS
12-13	30	WAS	79	77	26.0	4.2	8.7	.477	0.0	0.0		1.4	2.4	.571	2.5	6.2	8.8	1.2	0.6	1.0	1.4	1.8	9.7
11-12	29	NOH	27	27	28.9	4.2	7.9	.533	0.0	0.0		1.4	2.7	.514	2.6	5.3	7.9	0.9	0.6	1.0	1.4	2.7	9.9
10-11	28	NOH	72	72	31.8	4.2	7.3	.573	0.0	0.0	.000	2.0	3.6	.562	3.2	6.3	9.5	0.6	0.6	1.8	1.7	3.2	10.3
09-10	27	NOH	82	82	28.9	4.2	8.0	.530	0.0	0.0		1.9	3.3	.562	3.1	6.0	9.0	0.7	0.7	1.5	1.4	2.7	10.4
08-09	26	CHA	82	81	32.8	5.3	9.4	.561	0.0	0.0		2.7	4.5	.593	3.4	6.7	10.1	0.6	0.6	1.7	1.8	3.0	13.2
07-08	25	CHA	82	82	33.1	5.6	10.5	.535	0.0	0.0		2.6	4.6	.570	3.1	7.6	10.7	0.9	0.8	1.7	2.0	2.9	13.8
06-07	24	CHA	67	65	34.8	5.9	11.0	.532	0.0	0.0		2.6	4.4	.593	3.9	7.4	11.3	1.2	0.9	2.6	1.7	3.1	14.4
05-06	23	CHA	26	25	33.6	5.0	12.2	.415	0.0	0.0		3.2	4.8	.656	3.6	6.4	10.0	1.2	0.8	1.9	2.0	3.4	13.2
04-05	22	CHA	73	73	35.6	6.1	13.7	.447	0.0	0.0	.000	2.9	4.7	.609	3.8	7.1	10.9	0.9	0.8	1.7	1.7	2.9	15.1
<b>CAREER</b>			<b>590</b>	<b>584</b>	<b>31.7</b>	<b>5.0</b>	<b>9.8</b>	<b>.512</b>	<b>0.0</b>	<b>0.0</b>	<b>.000</b>	<b>2.3</b>	<b>3.9</b>	<b>.584</b>	<b>3.2</b>	<b>6.7</b>	<b>9.9</b>	<b>0.9</b>	<b>0.7</b>	<b>1.7</b>	<b>1.6</b>	<b>2.8</b>	<b>12.3</b>

## NBA PLAYOFF STATISTICS

YEAR	AGE	TM	G	GS	MP	FG	FCA	FG%	3P	3PA	3P%	FT	FTA	FT%	ORB	DRB	TRB	AST	STL	BLK	TOV	PF	PTS
10-11	28	NOH	6	6	31.3	3.3	5.2	.645	0.0	0.0		0.7	1.8	.364	2.8	2.7	5.5	0.0	1.0	1.0	2.0	4.7	7.3
<b>CAREER</b>			<b>6</b>	<b>6</b>	<b>31.3</b>	<b>3.3</b>	<b>5.2</b>	<b>.645</b>	<b>0.0</b>	<b>0.0</b>		<b>0.7</b>	<b>1.8</b>	<b>.364</b>	<b>2.8</b>	<b>2.7</b>	<b>5.5</b>	<b>0.0</b>	<b>1.0</b>	<b>1.0</b>	<b>2.0</b>	<b>4.7</b>	<b>7.3</b>

# #8 JAHILIL OKAFOR



POSITION C  
HEIGHT 6-11  
WEIGHT 255  
YEARS PRO 2  
FROM Duke/USA  
BORN 12/15/95

## CAREER HIGHS

PTS	31	@ DAL 2/21/16
FG	13	vs. TOR 11/11/15
FGA	25	(2) @ TOR 12/13/15
3FG	1	@ DET 2/24/16
3FGA	1	(6) @ ORL 2/28/16
FT	10	vs. SAS 2/8/17
FTA	11	(2) vs. SAS 2/8/17
OR	7	vs. BKN 2/6/16
DR	11	@ MEM 11/29/15
TR	17	vs. BKN 2/6/16
AST	5	vs. SAC 2/10/16
STL	3	@ LAC 3/11/17
BLK	4	(3) @ GSW 3/14/17
MIN	39:01	@ SAS 11/14/15



**TRANSACTIONS:** Selected by Philadelphia with the third overall pick in the 2015 NBA Draft.

**PRO CAREER:** In 103 games (81 starts), averaging 14.7 points, 6.0 rebounds, 1.2 assists and 1.1 blocks in 26.5 minutes per game... Shooting 51.4% from the field and 67.9% from the line.

**2016-17: (PHI)** Appeared in 50 games (33 starts) and averaged 11.8 points, 4.8 rebounds, 1.2 assists, and 1 block in 22.7 minutes per game... Recorded a season best 28 points on 2/25 @ NYK, one of his two double-doubles on the year... Season high 13 rebounds on 12/2 vs ORL... Played in his 100th career NBA game on 3/14 @ GSW and scored 22 points to go along with six rebounds and four blocks... 26 points and nine rebounds on 1/14 @ WAS... Season-best eight straight games with double digit points from 11/25 to 12/16 averaging 14.4 points, 7.3 rebounds, 1.1 assists, and 1.1 blocks per game... 32 games in double figure points... Season high 4 blocks on 3/14 @ GSW.

**2015-16: (PHI)** Appeared in 53 games (48 starts) and averaged 17.5 points, 7.0 rebounds, 1.2 assists and 1.2 blocks in 30 minutes per game... Became first NBA rookie to average 17 points, seven rebounds and one block per game since Pau Gasol did so in 2001-02 with the Memphis Grizzlies... Joined Charles Barkley (54.5 percent in 1984-85) as the only qualified Sixers rookies ever to shoot at least 50 percent from the field... Scored 20 points in 23 of his 53 games, becoming the first NBA rookie to score 20+ in at least 23 of his first 53 career games since Cleveland's Kyrie Irving scored 20 or more in 27 of his first 53... The last Sixers rookie to do so was Allen Iverson, who scored 20+ in 31 of his first 53 career games... On February 6 against Brooklyn, scored 22 points and corralled a career-high 17 rebounds as he became the first Sixers rookie with at least 22 points and as many as 17 rebounds in a game since Barkley on February 22, 1985 against Detroit (per Elias Sports Bureau).

**INTERNATIONAL:** Playing for USA Basketball, earned gold medals at the 2013 FIBA U19 World Championship, the 2012 FIBA U17 World Championship and the 2011 FIBA Americas U16 Championship... Helped led the U.S. to a win over the World Select Team in the 17th Annual Nike Hoop Summit.

**COLLEGE: (Duke)** Was an early entry candidate for the 2015 NBA Draft following his freshman season at Duke... Helped the Blue Devils to 35-4 mark and the National Championship... Averaged 17.3 points, 8.5 rebounds, 1.3 assists and 1.42 blocks... Ranked second in the nation in field goal percentage (.664) and began his collegiate career by shooting 25-of-30 from the floor over his first three games... Shot 50% or better from the floor in all but five of his 38 games played, including 70% or better 20 times... Was a consensus First Team All-American and runner-up for the John R. Wooden Award recognizing the nation's most outstanding player... Also named USBWA National Freshman of the Year and ACC Player of the Year, becoming the first freshman in school history to accomplish that feat... Scored 20+ points 14 times, including a career-high 30 at Virginia Tech... Recorded 11 double-doubles... Against Elon, became the third freshman in conference history to post 20+ points and 20+ rebounds in the same game... Averaged a team-high 15.0 points on 63.5% shooting in the NCAA Tournament.

**OFF THE COURT:** First name is pronounced JAH-lil... Son of the late Decresha Lanett Benton and Chukwudi (Chuck) Obika Okafor... Has two younger brothers, Jamonte and Ashondre, and one older sister, Jalen... Mother passed away when he was nine... His aunt, Chinyere Okafor-Conley, helped raise him along with his father... Father played basketball at Westark Community College, West Texas A&M and Carl Albert State College... Mother also played basketball at Carl Albert... Distant cousin of Emeka Okafor... Is of Nigerian descent through his paternal grandfather... Was a AAU teammate of Jabari Parker and is longtime friends with Tyus Jones... Born in Chicago and attended Whitney Young High School, the same school as First Lady Michelle Obama... As a senior, averaged 24.1 points and 11.3 rebounds, leading Whitney Young to the Illinois Class 4A title while earning national player of the year awards from McDonald's, USA Today and Parade Magazine... Was co-MVP of both the 2014 McDonald's All-American game and the Jordan Brand Classic... Plays the saxophone and the tuba... Plays chess.

### NBA REGULAR SEASON STATISTICS

YEAR	AGE	TM	G	GS	MP	FG	FGA	FG%	3P	3PA	3P%	FT	FTA	FT%	ORB	DRB	TRB	AST	STL	BLK	TOV	PF	PTS
16-17	21	PHI	50	33	22.7	4.8	9.4	.514	0.0	0.0	0.0	2.1	3.2	.671	1.6	3.2	4.8	1.2	0.4	1.0	1.8	2.4	11.8
15-16	20	PHI	53	48	30.0	7.5	14.7	.508	0.0	0.1	.167	2.5	3.7	.686	2.3	4.7	7.0	1.2	0.4	1.2	2.3	2.6	17.5
<b>CAREER</b>			<b>103</b>	<b>81</b>	<b>26.5</b>	<b>6.2</b>	<b>12.2</b>	<b>.510</b>	<b>0.0</b>	<b>0.1</b>	<b>.167</b>	<b>2.3</b>	<b>3.4</b>	<b>.679</b>	<b>2.0</b>	<b>4.0</b>	<b>6.0</b>	<b>1.2</b>	<b>0.4</b>	<b>1.1</b>	<b>2.1</b>	<b>2.5</b>	<b>14.7</b>



# #00 JACOB PULLEN



POSITION G  
HEIGHT 6-1  
WEIGHT 200  
YEARS PRO Rookie  
FROM Kansas State/USA  
BORN 11/10/89

## NCAA HIGHS

PTS	38	(2) vs. WIS 3/19/11
FG	13	vs. WIS 3/19/11
FGA	23	vs. ILL ST. 3/18/09
3FG	7	(2) vs. BYU 3/20/10
3FGA	13	(2)
FT	15	vs. KU 2/14/11
FTA	19	vs. KU 2/14/11
TR	9	@ LOY 12/11/10
AST	11	vs. GWEBB 12/14/08
STL	6	vs. BUT 3/7/10
BLK	1	(8) vs. KU 2/14/11
MIN	42	vs. ISU 3/6/10



**TRANSACTIONS:** Was not selected in the 2011 NBA Draft... Signed as a free agent by Philadelphia on 9/22/17.

**INTERNATIONAL:** Spent the 2016-17 season with Khimki of the Russian league... Appeared in 17 games during EuroCup... Averaged 10.3 points, 1.2 rebounds, and 2.5 assists in 17.9 minutes per game... Shot 40.3% from the field, 32.9% from beyond the arc, and .733% from the free throw line.

**COLLEGE: (Kansas State)** In his freshman year, played in all 33 games averaging 9.7 points, 3.2 assists, 1.2 rebounds, and 1.2 steals... In collegiate debut against Sacramento State, scored 18 points on 7-11 shooting en route to scoring in double figures in eight of his first ten games... Scored a season high-20 points in a victory against #2 Kansas on 1/30/08, going 10-10 from the free throw line... In his sophomore year, played and started in all 34 games... Averaged 13.9 points, 3.2 assists, and 2.7 rebounds per game... Notched a career-best 38 points against Kansas on 2/14/09.. In his junior season, averaged 19.3 points, 3.4 assists, 2.6 rebounds, and 1.8 steals per game... Shot 41.9% from the field, 39.6% from beyond the arc, and 82.2% from the free throw line... Senior year... Averaged a career best 20.2 points, 3.7 assists and 2.9 rebounds per game... Winner of The Frances Pomeroy Naismith Award... Finalist for the 2010-11 Wooden Award... Finished his career as the all time points leader in program history.

**OFF THE COURT:** Has both Georgian and American citizenship.

## NCAA STATISTICS

YEAR	AGE	TM	G	GS	MP	FG	FGA	FG%	3P	3PA	3P%	FT	FTA	FT%	ORB	DRB	TRB	AST	STL	BLK	TOV	PF	PTS
10-11	22	KSU	31	30	32.6	6.2	14.5	.426	2.4	6.3	.381	5.5	7.1	.773	0.6	2.3	2.9	3.7	1.6	0.1	3.1	1.8	20.2
09-10	21	KSU	37	37	31.6	5.4	13.0	.419	3.0	7.5	.396	5.5	6.7	.822	0.4	2.2	2.6	3.4	1.8	0.1	2.5	2.4	19.3
08-09	20	KSU	34	34	30.2	4.5	11.9	.380	2.2	6.6	.335	2.7	3.7	.728	0.7	1.9	2.7	3.2	1.6	0.1	2.9	2.2	13.9
07-08	19	KSU	33	14	23.4	3.3	8.2	.401	1.2	4.0	.303	1.9	2.8	.685	0.2	1.1	1.4	3.2	1.2	0.0	2.1	1.7	9.7
<b>CAREER</b>			<b>33</b>	<b>32</b>	<b>34.9</b>	<b>6.5</b>	<b>11.7</b>	<b>.560</b>	<b>0.0</b>	<b>0.1</b>	<b>.333</b>	<b>6.0</b>	<b>9.0</b>	<b>.670</b>	<b>3.1</b>	<b>8.6</b>	<b>11.8</b>	<b>4.8</b>	<b>2.0</b>	<b>0.8</b>	<b>3.4</b>	<b>2.8</b>	<b>19.2</b>

# #17 JJ REDICK



POSITION G  
HEIGHT 6-4  
WEIGHT 195  
YEARS PRO 11  
FROM Duke/USA  
BORN 6/24/84

## CAREER HIGHS

PTS	40	vs. HOU 1/18/16
FG	11	(6) vs. HOU 1/18/16
FGA	27	vs. POR 3/4/15
3FG	9	vs. HOU 1/18/16
3FGA	12	(7) vs. MEM 11/16/16
FT	10	(2 times)
FTA	11	@ MIN 12/7/15
OR	3	vs. HOU 11/4/13
DR	8	@ POR 4/1/15
TR	8	(2) @ POR 4/1/15
AST	10	@ BKN 1/28/13
STL	4	@ HOU 11/9/13
BLK	2	(4) @ SAS 4/8/17
MIN	47:20	vs. POR 3/4/15

## PLAYOFF HIGHS

PTS	31	vs. HOU 5/8/15
FG	11	vs. HOU 5/8/15
FGA	17	(2) vs. POR 4/27/16
3FG	5	(2) vs. HOU 5/8/15
3FGA	10	@ BSW 5/1/17
FT	9	vs. UTA 4/25/17
FTA	10	vs. UTA 4/25/17
OR	2	vs. BOS 5/18/10
DR	6	@ HOU 5/17/15
TR	6	@ HOU 5/17/15
AST	7	(2) vs. IND 5/5/12
STL	3	vs. BOS 5/28/10
BLK	4	@ HOU 5/17/15
MIN	47	vs. SAS 4/22/15



**TRANSACTIONS:** Drafted by the Orlando Magic in the 1st round (11th pick) of the 2006 NBA Draft... Traded by the Orlando Magic with Gustavo Ayon and Ishmael Smith to the Milwaukee Bucks for Tobias Harris, Doron Lamb, Beno Udrih and cash on 2/21/2013... As part of a 3-team trade on 7/10/2013, traded by the Milwaukee Bucks to the Los Angeles Clippers; the Los Angeles Clippers traded a 2016 2nd round draft pick (Marcus Paige was later selected) to the Milwaukee Bucks; the Los Angeles Clippers traded Eric Bledsoe and Caron Butler to the Phoenix Suns; the Phoenix Suns traded Jared Dudley to the Los Angeles Clippers; and the Phoenix Suns traded a 2014 2nd round draft pick (Lamar Patterson was later selected) to the Milwaukee Bucks ... Signed as a free agent with the Sixers on 7/8/2017

**CAREER:** Appeared in 690 games (319 starts) over 12 NBA seasons with Orlando, Milwaukee, and the Los Angeles Clippers averaging 11.9 points, 1.9 rebounds, and 1.8 assists in 24.9 minutes per game... Lifetime 41.5% shooter from beyond the arc, which ranks 6th among active NBA players and 14th all-time... Career 44.7% from the field, and 88.8% from the free throw line which is second among active NBA players and 10th all time.

**2016-17: (LAC)** Appeared in 78 games (all starts) and averaged 15.0 points, 2.2 rebounds and 1.4 assists in 28.2 minutes... Led or tied for the team lead in scoring 11 times and steals 11 times... Scored in double-gures 54 times, including 18 games of 20+ points and one game of 30+ points... Ranked 5th in the NBA, shooting 42.9% from three-point range & 12th, shooting 89.1% from the free-throw line... Led the NBA with a 53.2% three-point percentage from March 16th through the end of the regular season (50+ attempts)... Made at least one three-point field goal in 77 consecutive games from 12/12/2015 through 12/4/2016, the sixth-longest streak in NBA history... Scored 10+ points in 13 straight games, from 11/4/16 at Memphis through 11/25/16 at Detroit... 12/20/16 vs. Denver, made a season-high 10 field goals and tied a season-high with seven made three-pointers... 11/25/16 at Detroit, scored 18 points in the third quarter, the highest scoring quarter of his career... 11/16/16 vs. Memphis, made seven three-pointers in the second half, his most in any career half, tying the Clippers franchise record for three-pointers made in a half (C. Butler - 11/26/12 vs. NOH, second half)...set then season-highs in points (29), old goals (9) and three-pointers (7)... Converted seven four-point plays, bringing career total to 32, second in NBA history behind Jamal Crawford (50)... Missed one game due to rest (12/2), two games due to a sore left hamstring (12/26 & 12/28) and one game due to a right ankle sprain (3/26)... PLAYOFFS: Appeared and started in all seven games of the Clippers first round series averaging 9.1 points, 1.7 rebounds, and .9 assists in 29.4 minutes per game

**2015-16: (LAC)** Appeared in 75 games (all starts), and averaged 16.3 points, 1.9 rebounds and 1.4 assists while shooting career-high marks from the eld (48.0%) and the three-point arc (47.5%)... Led the Clippers in scoring 16 times...scored in double-gures 63 times, including 20+ points 23 times, 30+ points twice and one 40-point performance (1/18/16 vs. Houston)... Ranked first in the NBA with 47.5% 3PT%, the highest single-season 3PT-FG% in Clippers franchise history... Matched then career-high and then Clippers franchise record with 200 made three-pointers. Scored 1.175 points/possession on offense, second in NBA, 200+ possessions (S. Curry- 1.177)... Ranked ninth in the NBA with 88.8% free throw percentage... Scoring average (16.3 points/game) is second-highest in any season of his career (2014-15: 16.4 points/game)... Since 2013-14, the Clippers have amassed a 44-9 record when Redick has scored 20+ points... Made first career game-winning buzzer beating shot on 3/24/16 vs. Portland... 1/18/16 vs. Houston, registered career-highs with 40 points and a franchise record tying nine made 3PT-FG... 12/7/15 at Minnesota, made a career-high 11 free-throws... DND on 11/12/15 at Phoenix, 11/14/15 vs. Detroit & 11/19/15 vs. Golden State due to lower back spasms... PLAYOFFS: Appeared in all six games (six starts), and averaged 13.5 points and 2.0 rebounds in 27.7 minutes.

**2014-15: (LAC)** Appeared in 78 games (all starts) and averaged 16.4 points, 2.1 rebounds and 1.8 assists in 30.9 minutes... Scored 10+ points 44 times, 20+ points a career-high 23 times and 30+ points once... Set Clippers single-season franchise record with 200 three-pointers and became the first Clippers'

player in history to reach the mark and one of 27 players ever to record 200 three-pointers in a season... Became one of only 10 players in NBA history to shoot 90% or better from the free throw line and attempt 100 or more free throws in four plus seasons... Ranked sixth in the NBA with 2.7 points per game in rst three-minutes of rst quarter... Ranked fifth in NBA with 200 three-pointers and fth with a 43.7% three-point eld goal percentage... Made 47 consecutive free throws from 2/23 - 4/5/15, the longest streak by a Clipper in 2014-15 and the second longest streak by a Clipper since 2004-05 (J. Crawford - 58)... Finished third on the team in scoring with an average of 16.4 points per game... Ranked third in the NBA in free throw percentage at 90.1%... Among starting guards in the NBA ranked sixth in eld goal percentage at 47.7%... Posted 25 points on 4/1/15 at Portland to go along with a career-high tying eight rebounds in 34:48 minutes... Registered 25 points on 3/11/15 at Oklahoma City, tallying season-highs in assists with seven and steals with three in 35:13 minutes... PLAYOFFS: Appeared in 14 games (all starts), averaging 14.9 points, 2.1 rebounds and 1.7 assists on 43.5% shooting from three-point range in 38.6 minutes...Set franchise postseason record with 20 made three-pointers in the Clippers Western Conference Semifinals series against the Houston Rockets...had previously set the record with 15 made three-pointers in the Clippers opening round matchup with the San Antonio Spurs...5/8/15 vs. Houston, scored a postseason career-high 31 points in Game 3...5/17/15 at Houston, tallied four blocks, his most in any game of his professional career.

**2013-14: (LAC)** Appeared in 35 games (34 starts) with averages of 15.2 points, 2.1 rebounds and 2.2 assists in 28.2 minutes per game...Finished fourth on the team in scoring with 15.2 points per game... Scored 10+ points 23 times, 20+ points ve times and 30+ points once...Led or tied team in scoring four times, steals eight times and assists three times... Finished first on the team in three-point field goal percentage (39.5%)... Missed 21 games due to a right hand fracture/torn ligament in right wrist (12/1/13- 1/8/14)... Missed 25 games due to a bulging disc in his lower back (21) and a sore right hip (4/25/14- 4/2/14)... Recorded a then career-high 33 points on 1/15/14 vs. Dallas... Finished with 15 points on 4/6/14 vs. Lakers in addition to three rebounds and two assists in return to the starting lineup... PLAYOFFS: Played in 13 contests (all starts), averaging 13.3 points, 1.7 rebounds and 1.5 assists in 27.0 minutes.

**2012-13: (MIL/ORL)** Appeared in 78 games (13 starts) between Orlando and Milwaukee, and averaged 14.1 points and 3.8 assists, along with 2.2 rebounds... Averaged 12.3 points, 1.9 rebounds and 2.7 assists for the Bucks following the midseason trade... Scored in double-gures 58 times, including 19 such games in a Bucks uniform... Tallied a season-best 31 points for the Magic on 1/27/13 vs. Detroit. PLAYOFFS: Appeared in four playo games for Milwaukee and averaged 7.3 points and 1.3 assists in 17.3 minutes.

**2011-12: (ORL)** Played in 65 games (22 starts) for Orlando, averaging 11.6 points, 2.5 assists and 2.3 rebounds in 27.2 minutes... Shot 41.8% (112-268) from three-point range and a team-best 91.1% (143-157) from the free throw line... Made 22 starts, averaging 14.8 points, 3.0 assists and 2.8 rebounds in 32.9 minutes during that span... Ranked second in the NBA in free throw percentage and 16th in three-point eld goal percentage... Led (or tied) the team in scoring four times and in assists twice... Scored in double-gures 41 times and had 20+ points six times, including a then career-high 31 points on 4/25/12 vs. Charlotte (including 6-of-10 from three-point range)... Dished out a career-high nine assists on 3/11/12 vs. Indiana... Recorded at least one steal 19 times and had two or more steals six times, including a then career-high tying three steals on 4/10/12 at Washington and 4/22/12 at Denver. PLAYOFFS: Appeared in all ve playouts, averaging 10.8 points, 3.2 assists and 1.0 rebounds in 24.6 minutes...Tied career play-off-high with seven assists on 5/5/12 vs. Indiana.

**2010-11: (ORL)** Played in 59 games (15 starts) for Orlando, averaging 10.1 points, 1.9 rebounds and 1.7 assists in 25.4 minutes... Shot 39.7% (87-219) from three-point range and a team-best 87.5% (112-128) from the free throw line... Scored in double-gures 32 times and had 20+ points four times... Missed 23 total games due to injury/illness: Missed two games on the Inactive List (11/15/10-11/18/10) due to back spasms, missed

three games (12/10-12/4/10) due to a stomach virus, missed one game (1/31/11) due to a left shoulder contusion and sat out 17 games (3/11/11-4/13/11) due to a lower abdominal strain. **PLAYOFFS:** Played in six postseason games, averaging 6.7 points, 1.8 rebounds and 1.0 assists in 20.0 minutes.

**2009-10: (ORL)** Played in 82 games (9 starts) for Orlando, averaging 9.6 points and 1.9 assists in 22.0 minutes... Shot a team-best 40.5% (111-274) from three-point range and a team-best 86.0% (191-222) from the free throw line... Made nine starts, averaging 13.0 points, 2.9 assists and 2.7 rebounds in 35.1 minutes... Ranked 17th in the NBA in free throw percentage and 17th in three-point ebd goal percentage... Led (or tied) the team in scoring twice and in assists five times... Scored in double-figures 40 times and had 20+ points in four games... **PLAYOFFS:** Appeared in all 14 playo games, averaging 7.5 points, 1.7 rebounds and 1.4 assists in 19.2 minutes...Tallied 16 points and ve rebounds on 5/18/10 vs. Boston...Recorded career playo -high three steals on 5/28/10 at Boston.

**2008-09: (ORL)** Appeared in 64 games with Orlando, averaging 6.0 points, 1.7 rebounds and 1.1 assists in 17.4 minutes... Made five starts, averaging 6.6 points, 2.2 rebounds and 1.4 assists in 28.8 minutes... Shot 37.4% (67-179) from three-point range and 87.1% (81-93) from the free throw line... Scored in double-figures 15 times... Hit game-tying three-pointer with 8.1 seconds left on 2/17/09 vs. Charlotte... Made first career start on 11/18/08 vs. Toronto, tallying 10 points, three rebounds and one steal in 34 minutes. **PLAYOFFS:** Played in 16 playoff outings (eight starts), averaging 6.0 points, 1.9 assists and 1.2 rebounds in 20.4 minutes, helping the Magic reach the NBA Finals...Dished out a playo career-best seven assists on 5/10/09 vs. Boston.

**2007-08: (ORL)** Played in 34 games for the Magic, averaging 4.1 points in 8.1 minutes... Shot 39.5% (17-43) from three-point range. • Scored in double-figures six times... On the Inactive List a total of seven times: six times due to back spasms (11/6/07-11/14/07) and once due to personal reasons (3/10/08)... DNP-CD in 41 games... **PLAYOFFS:** Appeared in two playoff games, pulling down one rebound in 10 minutes of action.

**2006-07: (ORL)** Played in 42 games for Orlando, averaging 6.0 points and 1.2 rebounds in 14.8 minutes... Shot 38.8% (38-98) from three-point range and 90.0% (54-60) from the free throw line... Ranked among NBA rookies in three-point field goal percentage (fifth), assists (T-16th) and scoring (18th). • Scored

in double-figures nine times... Made his NBA debut on Nov, 25 vs. Atlanta, recording two points, one rebound and one assist in three minutes. **PLAYOFFS:** Appeared in one playo game, tallying three points and two assists in 11 minutes on 4/28/07 vs. Detroit.

**OFF THE COURT:** Participated in the NBA Cares Day of Service in New York and Toronto during All-Star Weekend... Hosted local jewelry shopping event to bene t Children's Miracle Network... Hosted local youth at home games during the 2014-15 season as part of his PlayerZone... Participated in a 'Play for Peace' basketball clinic at the Seeds of Peace International Camp in Otisfield, Maine during the summer of 2006... The camp welcomed Israeli, Palestinian, Egyptian, Jordanian and American youth... Took part in the Clippers Teamwork at the Table Thanksgiving event at St. Joseph Center in Venice where he helped distribute food basket and turkeys to over 300 families during the 2013-14 season... Participated with Ralphs, ProCamps and the Boys & Girls Club to host youth basketball camps during the summer of 2014... Participated in Feed the Children, helping to distribute food and personal care boxes to 1,600 families in Los Angeles... Worked with the Salvation Army Siemon Family Youth and Community Center to distribute gifts to children during the holiday season... Full name is Jonathan Clay Redick... Son of Ken and Jeanie Redick... His father's background as a stoneware potter led to his middle name of "Clay"... With wife Chelsea, has two sons, Knox (2) and Kai (born August 2016)... Majored in history and minored in cultural anthropology while at Duke... His older twin sisters, Alyssa and Catie, both played college basketball for four years at Campbell University, also a younger brother, David, and a younger sister, Abby... Enjoys writing poetry, collecting watches and listening to alternative and hip-hop music... Played for USA Basketball in the 2005 FIBA Under-21 World Championship, 2005 Global Games and 2003 FIBA Men's Junior World Championship... Member of the 2006-08 USA Men's Senior National Team program... Hosts The Vertical Podcast with J.J. Redick every week in a partnership with Yahoo! Sports and DGI Media... Has made multiple appearances as a guest analyst on ESPN's NBA Countdown & The Jump with Rachel Nichols... Threw out the first pitch at the L.A. Angels game in July 2016... Follow Redick on Twitter: @JRedick.

### NBA REGULAR SEASON STATISTICS

YEAR	AGE	TM	G	GS	MP	FG	FGA	FC%	3P	3PA	3P%	FT	FTA	FT%	ORB	DRB	TRB	AST	STL	BLK	TOV	PF	PTS
16-17	32	LAC	78	78	28.2	5.1	11.4	.445	2.6	6.0	.429	2.3	2.6	.891	0.1	2.1	2.2	1.4	0.7	0.2	1.3	1.6	15.0
15-16	31	LAC	75	75	28.0	5.6	11.7	.480	2.7	5.6	.475	2.4	2.7	.888	0.1	1.7	1.9	1.4	0.6	0.1	1.0	1.8	16.3
14-15	30	LAC	78	78	30.9	5.7	12.0	.477	2.6	5.9	.437	2.3	2.6	.901	0.3	1.9	2.1	1.8	0.5	0.1	1.2	1.7	16.4
13-14	29	LAC	35	34	28.2	5.2	11.4	.455	2.1	5.3	.395	2.8	3.0	.915	0.3	1.9	2.1	2.2	0.8	0.1	1.2	1.9	15.2
12-13	28	MIL/ORL	49	13	30.5	4.9	11.3	.434	2.1	5.8	.366	2.2	2.4	.900	0.2	2.0	2.2	3.8	0.5	0.1	1.8	1.5	14.1
11-12	27	ORL	65	22	27.2	3.8	9.0	.425	1.7	4.1	.418	2.2	2.4	.911	0.3	2.0	2.3	2.5	0.4	0.1	1.0	1.4	11.6
10-11	26	ORL	59	5	25.6	3.3	7.6	.441	1.5	3.7	.397	1.9	2.2	.875	0.1	1.8	1.9	1.7	0.5	0.1	0.9	1.4	10.1
09-10	25	ORL	82	9	22.0	3.0	6.7	.439	1.4	3.3	.405	2.3	2.7	.860	0.2	1.7	1.9	1.9	0.3	0.0	0.8	1.4	9.6
08-09	24	ORL	64	5	17.4	1.8	4.7	.391	1.0	2.8	.374	1.3	1.5	.871	0.1	1.6	1.7	1.1	0.3	0.0	0.8	1.1	6.0
07-08	23	ORL	34	0	8.1	1.4	3.2	.444	0.5	1.3	.395	0.8	1.0	.794	0.0	0.6	0.7	0.5	0.1	0.0	0.4	0.9	4.1
06-07	22	ORL	42	0	14.8	1.9	4.6	.410	0.9	2.3	.388	1.3	1.4	.900	0.2	1.0	1.2	0.9	0.3	0.0	0.5	1.2	6.0
<b>CAREER</b>			<b>690</b>	<b>319</b>	<b>24.9</b>	<b>4.0</b>	<b>8.9</b>	<b>.447</b>	<b>1.8</b>	<b>4.4</b>	<b>.415</b>	<b>2.1</b>	<b>2.3</b>	<b>.888</b>	<b>0.2</b>	<b>1.7</b>	<b>1.9</b>	<b>1.8</b>	<b>0.5</b>	<b>0.1</b>	<b>1.1</b>	<b>1.5</b>	<b>11.9</b>

### NBA PLAYOFF STATISTICS

YEAR	AGE	TM	G	GS	MP	FG	FGA	FC%	3P	3PA	3P%	FT	FTA	FT%	ORB	DRB	TRB	AST	STL	BLK	TOV	PF	PTS
16-17	32	LAC	7	7	29.4	2.7	7.1	.380	1.3	3.7	.346	2.4	2.9	.850	0.0	1.7	1.7	0.9	0.3	0.0	1.9	2.4	9.1
15-16	31	LAC	6	6	27.7	5.7	13.2	.430	1.8	5.2	.355	0.3	0.5	.667	0.2	1.8	2.0	0.8	0.2	0.2	0.8	1.8	13.5
14-15	30	LAC	14	14	38.6	5.0	11.5	.435	2.5	6.3	.398	2.4	2.5	.943	0.0	2.1	2.1	1.7	0.7	0.4	1.9	2.6	14.9
13-14	29	LAC	13	13	27.0	4.7	10.2	.459	2.0	5.0	.400	1.9	2.0	.962	0.3	1.4	1.7	1.5	0.8	0.0	1.0	1.8	13.3
12-13	28	MIL	4	0	17.3	2.8	6.3	.440	1.0	3.0	.333	0.8	0.8	1.000	0.0	0.8	1.0	1.3	0.3	0.0	1.5	2.3	7.3
11-12	27	ORL	5	0	24.6	3.8	8.8	.432	0.8	3.8	.211	2.4	2.8	.857	0.0	1.0	1.0	3.2	0.2	0.0	1.2	0.8	10.8
10-11	26	ORL	6	0	20.0	2.5	7.0	.357	0.2	2.5	.067	1.5	2.0	.750	0.0	1.8	1.8	1.0	0.2	0.2	1.2	1.3	6.7
09-10	25	ORL	14	0	19.2	2.1	5.1	.423	1.1	2.5	.429	2.1	2.5	.857	0.3	1.4	1.7	1.4	0.7	0.0	1.4	1.6	7.5
08-09	24	ORL	16	8	20.4	1.9	5.2	.373	1.3	3.3	.404	0.8	0.9	.929	0.1	1.1	1.2	1.9	0.5	0.1	0.4	1.6	6.0
07-08	23	ORL	2	0	5.0	0.0	2.0	.000	0.0	1.5	.000	0.0	0.0	0.5	0.0	0.5	0.0	0.0	0.0	0.0	0.0	0.5	0.0
06-07	22	ORL	1	0	11.0	1.0	2.0	.500	1.0	1.0	1.000	0.0	0.0	0.0	0.0	0.0	0.0	2.0	0.0	0.0	1.0	2.0	3.0
<b>CAREER</b>			<b>88</b>	<b>48</b>	<b>24.9</b>	<b>3.3</b>	<b>7.9</b>	<b>.419</b>	<b>1.4</b>	<b>3.9</b>	<b>.366</b>	<b>1.6</b>	<b>1.8</b>	<b>.889</b>	<b>0.1</b>	<b>1.5</b>	<b>1.6</b>	<b>1.5</b>	<b>0.5</b>	<b>0.1</b>	<b>1.2</b>	<b>1.8</b>	<b>9.7</b>

# #9 DARIO SARIC



POSITION F  
HEIGHT 6-10  
WEIGHT 250  
YEARS PRO 1  
FROM Born Anadolı Efes/Croatia  
BORN 4/8/94

## CAREER HIGHS

PTS	32	@ CHI 3/24/17
FG	12	@ CHI 3/24/17
FGA	20	(3) vs. BOS 3/19/17
3FG	4	(3) @ POR 3/9/17
3FGA	8	(2) vs. ATL 3/29/17
FT	9	vs. GSW 2/27/17
FTA	10	(2) vs. NYK 3/3/17
OR	6	@ NYK 2/25/17
DR	11	vs. WAS 11/16/16
TR	15	@ NYK 2/25/17
AST	8	vs. DET 3/4/17
STL	3	(2) @ ORL 2/9/17
BLK	3	@ OKC 3/22/17
MIN	40:56	@ POR 3/9/17



**TRANSACTIONS:** Drafted by Orlando with the 12th overall pick of the 2014 NBA Draft... Traded by Orlando with a 2017 1st round pick to Philadelphia for Elfrid Payton on 6/26/14... Signed with Philadelphia on 7/15/16.

**2016-17: (PHI)** Appeared in 81 games (36 starts)... Averaged 12.8 points, 6.3 rebounds, and 2.2 assists in 26.3 minutes per game... Only teammate Embiid averaged more points per game among rookies... His 53 10-point games are the most in a season by a Sixers rookie since Michael Carter-Williams posted 61 such games in 2013-14... Scored in double figures 53 times to lead all NBA rookies... 105 made three pointers, second most all-time by a 76ers rookie behind Allen Iverson despite playing just over 900 fewer minutes... Brought down 10 rebounds and a season-best 32 points @ CHI on 3/24, one of his 10 double-doubles... Recorded a season high 15 rebounds on 2/25 @ NYK, one of 12 games with double-digit rebounds... Rookie of the month in Feb and Mar... Named to NBA All-Rookie first team.

**INTERNATIONAL:** 2015-16 (Anadolu Efes) Appeared in 61 games (44 starts)... Averaged 11.5 points, 5.6 rebounds and 1.3 assists in 23.1 minutes per game... 2014-15 (Anadolu Efes): Appeared in 65 games (50 starts)... Averaged 10.5 points, 6.5 rebounds and 2.5 assists in 24.5 minutes per game... 2013-14 (KK Cibona): Appeared in 57 games (all starts)... Averaged 16.9 points, 9.4 rebounds and 3.3 assists in 32.4 minutes per game... 2012-13 (KK Cibona): Appeared in 33 games (29 starts)... Averaged 11.6 points, 7.3 rebounds and 2.2 assists in 26.7 minutes per game... 2011-12 (KK Zagreb): Appeared in 34 games (23 starts)... Averaged 11 points, eight rebounds and two assists in 25.5 minutes per game.

**OFF THE COURT:** Born in Šibenik, Croatia on April 8, 1994... Represents Croatian national team in international play... Won gold medals as a member of Team Croatia at the 2010 FIBA Europe Under-16 Championship and the 2012 FIBA Europe Under-18 Championship.

**NBA REGULAR SEASON STATISTICS**

YEAR	AGE	TM	G	GS	MP	FG	FGA	FG%	3P	3PA	3P%	FT	FTA	FT%	ORB	DRB	TRB	AST	STL	BLK	TOV	PF	PTS
16-17	22	PHI	81	36	26.3	4.7	11.4	.411	1.3	4.2	.311	2.1	2.7	.782	1.4	5.0	6.3	2.2	0.7	0.4	2.3	2.0	12.8
<b>CAREER</b>			<b>81</b>	<b>36</b>	<b>26.3</b>	<b>4.7</b>	<b>11.4</b>	<b>.411</b>	<b>1.3</b>	<b>4.2</b>	<b>.311</b>	<b>2.1</b>	<b>2.7</b>	<b>.782</b>	<b>1.4</b>	<b>5.0</b>	<b>6.3</b>	<b>2.2</b>	<b>0.7</b>	<b>0.4</b>	<b>2.3</b>	<b>2.0</b>	<b>12.8</b>

# #25 BEN SIMMONS



POSITION G/F  
HEIGHT 6-10  
WEIGHT 230  
YEARS PRO Rookie  
FROM LSU/Australia  
BORN 7/20/96

## NCAA HIGHS

PTS	43	vs. N. FLA 12/2/15
FG	15	vs. N. FLA 12/2/15
FGA	20	vs. N. FLA 12/2/15
3FG	1	@ COC 11/30/15
3FGA	2	@ COC 11/30/15
FT	16	@ VANDY 1/2/16
FTA	19	(2) @ VANDY 1/2/16
OR	7	@ COC 11/30/15
DR	15	vs. ARK 1/16/16
TR	20	vs. MARQ 11/23/15
AST	10	vs. NC ST. 11/24/15
STL	7	@ UK 3/5/16
BLK	3	(2) vs. N. FLA 12/2/15
MIN	40	(6) @ UK 3/5/16





**TRANSACTIONS:** Selected by Philadelphia with the first overall pick in the 2016 NBA Draft.

**COLLEGE: (LSU)** 2015-16 Wayman Tisdale National Freshman of the Year (USBWA)... 2015-16 Sporting News National Freshman of the Year... 2015-16 USA Today National Freshman of the Year... 2015-16 SEC Freshman of the Year... 2015-16 First Team All-SEC... 2015-16 All-SEC Freshman Team... First Team USBWA All-American... Second Team All-American by ESPN, Sports Illustrated and Sporting News... Third Team All-American by USA Today... Simmons was the consensus National Freshman of the Year and was named the SEC Freshman of the Year in what was a phenomenal freshman campaign ... He was the first LSU freshman to win the conference Freshman of the Year award since 2006 when Tyrus Thomas was honored ... Averaged 19.2 points, 11.8 rebounds and 4.8 assists per game, which ranked in the top five in the SEC in each category ... At the end of the regular season, Simmons was ranked fourth in points (19.6), first in rebounds (11.9), third in field goal percentage (.561), fifth in assists per game (5.0) and second in steals per game (2.0) in the SEC ... His 11.8 rebounds per game led all Division I freshmen ... One of just two freshmen in the country to average double-figure rebounds ... Led all major conference players with 23 double-doubles on the year and ranked fifth nationally ... Became the fourth freshman in the past 20 years with 40 points and 10 rebounds in a game after his performance against North Florida on Dec. 2, 2015, where he also became the first major college player to have a game of 40 points, 10 rebounds, 5 assists and 5 steals in a game in the last 20 years ... The first LSU player since Shaquille O'Neal to score at least 43 points in a game... Simmons had 18 20-point games, which was third in the SEC ... Had an active streak of 28 games in double figure scoring ... Had a five game streak of 20 points from Feb. 17 to March 1 ... Had a double-double and 10 or more rebounds in seven straight contests from Nov. 19-Dec.

16 ... Had a double-double in the last four games to close out the regular season before the conference tournament ... Became the first SEC freshman to record 20 points and 15 rebounds since Julius Randle of Kentucky in the 2013-14 season after posting 23 points and 16 rebounds against South Alabama on Nov. 19, 2015 ... With his performance against NC State on Nov. 24, 2015, Simmons was the only Division I player at the time listed as 6-10 or taller to have 10 assists and no turnovers in a game in the last 20 seasons... His 21-point, 20-rebound night against Marquette on Nov. 23, 2015, made Simmons the eighth LSU player since 1973-74 to record a 20-point, 20-rebound game ... Recorded a career-high seven steals at Kentucky on March 5, 2016, which were the most in a game since Anthony Hickey recorded eight against Texas A&M in 2013 ... The only LSU players to record more season free throws than Simmons' 199 are Pete Maravich and Bob Pettit ... At the conclusion of the season, Simmons was ranked eighth in LSU history with 158 season assists, fifth in season rebounds with 388 and was just outside of the top-10 in season scoring with 632 points.

**OFF THE COURT:** Born on July 20, 1996 in Melbourne, Australia ... Left handed ... Nickname is "Benney" ... Parents are David and Julie Simmons ... Father played 13 seasons in the Australian National Basketball League (NBL), earning All-League honors with Melbourne in 1990 and an NBL championship with the Tigers in 1993 ... He also wore 25 and was retired by the Melbourne franchise he played with from 1989-1996 ... Also played for Newcastle, Sydney and Canberra teams in the NBL ... Served as interim head coach and assistant for the Hunter Pirates after retiring from play (2003-05) ... Ben has two other brothers - Liam and Sean; and three sisters - Olivia, Melissa, Emily ... Liam is an assistant coach at Southwest Baptist in Bolivar, Missouri ... Favorite Foods are steak and salad ... Favorite professional basketball player is LeBron James with his favorite team the New York Knicks.

## NCAA STATISTICS

YEAR	AGE	TM	G	GS	MP	FG	FGA	FG%	3P	3PA	3P%	FT	FTA	FT%	ORB	DRB	TRB	AST	STL	BLK	TOV	PF	PTS
15-16	19	LSU	33	32	34.9	6.5	11.7	.560	0.0	0.1	.333	6.0	9.0	.670	3.1	8.6	11.8	4.8	2.0	0.8	3.4	2.8	19.2
<b>CAREER</b>			<b>33</b>	<b>32</b>	<b>34.9</b>	<b>6.5</b>	<b>11.7</b>	<b>.560</b>	<b>0.0</b>	<b>0.1</b>	<b>.333</b>	<b>6.0</b>	<b>9.0</b>	<b>.670</b>	<b>3.1</b>	<b>8.6</b>	<b>11.8</b>	<b>4.8</b>	<b>2.0</b>	<b>0.8</b>	<b>3.4</b>	<b>2.8</b>	<b>19.2</b>

# #11 NIK STAUSKAS



POSITION G  
HEIGHT 6-6  
WEIGHT 205  
YEARS PRO 3  
FROM Michigan/Canada  
BORN 10/7/93

## CAREER HIGHS

PTS	24	vs. DET 3/4/17
FG	10	vs. DET 3/4/17
FGA	19	@ MIL 11/4/15
3FG	6	@ LAC 1/2/16
3FGA	14	@ MIL 11/4/15
FT	6	(3) vs. NYK 4/8/16
FTA	10	@ MEM 12/6/16
OR	2	(4) vs. DAL 3/17/17
DR	7	vs. SAS 2/8/17
TR	8	vs. UTA 12/8/14
AST	7	(2) vs. ATL 3/29/17
STL	3	(5) vs. ATL 3/29/17
BLK	3	(3) vs. CHI 11/25/16
MIN	42:33	vs. MEM 1/23/16



**TRANSACTIONS:** Selected by Sacramento with the eighth overall pick in the 2014 NBA Draft... Traded by Sacramento to Philadelphia along with Carl Landry, Jason Thompson, a future first round pick and the rights for the Sixers to swap first round picks in 2016 and 2017 in exchange for the rights to Arturas Gudaitis and Luka Mitrovic.

**CAREER:** In 226 games (63 starts), holds averages of 7.5 points, 2.2 rebounds and 1.7 assists in 27.7 minutes per game... Shooting 38.6% from the field, 34.3% from three-point range and 80.7% from the line.

**2016-17: (PHI)** Played in 80 games (27 starts), averaged 9.5 points, 2.8 rebounds, 2.4 assists in 27.4 minutes per game... Shot 39.6% from the field, 36.8% from beyond the arc, and 81.3% from the free throw line... Notched a career-high 24 points on 3/4 vs DET while adding 5 rebounds, 2 assists, and 2 steals... Recorded a career high seven assists on 2/8 vs. SAS and 3/29 vs. ATL... Career-best 8 straight games recording double digit points from 2/8 to 2/27.

**2015-16: (PHI)** In 73 games (35 starts), averaged 8.5 points, 2.5 rebounds and 1.9 assists in 24.8 minutes per game... Shot 38.5% from the field, 32.6% from three-point range and 77.1% from the line... Scored a career-high 23 points (5-7 3FG) on 3/18 vs. Oklahoma City, while adding four rebounds, three assists and three steals... Connected on a career-high six three-pointers at L.A. Clippers on 1/2 en route to 18 points... Dished out a career-high six assists on 4/5 vs. New Orleans.

**2014-15: (SAC)** In 73 games with one start, averaged 4.4 points and 1.2 rebounds in 15.4 minutes per game while

shooting 36.5% from the floor, 32.2% from 3-point range and 85.9% from the line... SUMMER 2014: Started all seven games for Sacramento in the 2014 NBA Summer League in Las Vegas, averaging 9.9 points, 2.3 rebounds and 2.0 assists in 28.9 minutes per game while shooting 43.4% from the floor, 47.8% from 3-point range and 66.7% from the line.

**COLLEGE: (Michigan)** Was an early entry candidate for the 2014 NBA Draft following his sophomore season at Michigan... As a sophomore, averaged 17.5 points, 3.3 assists and 2.9 rebounds and earned numerous All-American honors and was named Big 10 Player of the Year... For his career, averaged 2.3 3FGM on 44.1% shooting... Helped the Wolverines to the NCAA Tournament title game as a freshman and the Elite Eight as a sophomore.

**OFF THE COURT:** Born in Etobicoke, Ontario... Parents are Paul and Ruta Stauskas... Has a brother, Peter... Represented Canada at the 2009 FIBA Americas U16 Championship... During a game against the Sixers on 3/24/15, hit a 3-pointer and the closed captioning depicted his name as "Sauce Castillo"... The error trended on social media and became his nickname... Partnered with Musashi Foods to release a hot sauce under the nickname... Following his freshman season at Michigan, his family posted a YouTube video where he hit 70 of 76 3-pointers in his backyard for which he received a shout-out from Stephen Curry on Twitter... Curry also challenged him to a 3-point contest but NCAA restrictions kept the competition from taking place.

### NBA REGULAR SEASON STATISTICS

YEAR	AGE	TM	G	GS	MP	FG	FGA	FG%	3P	3PA	3P%	FT	FTA	FT%	ORB	DRB	TRB	AST	STL	BLK	TOV	PF	PTS
16-17	23	PHI	80	27	27.4	3.1	7.9	.396	1.7	4.5	.368	1.5	1.9	.813	0.3	2.6	2.8	2.4	0.6	0.4	1.6	1.8	9.5
15-16	22	PHI	73	35	24.8	2.9	7.5	.385	1.5	4.5	.326	1.2	1.6	.771	0.3	2.2	2.5	1.9	0.6	0.3	1.3	1.6	8.5
14-15	21	SAC	73	1	15.4	1.5	4.1	.365	0.7	2.0	.322	0.8	0.9	.859	0.2	1.1	1.2	0.9	0.3	0.2	0.5	1.3	4.4
<b>CAREER</b>			<b>226</b>	<b>63</b>	<b>22.7</b>	<b>2.5</b>	<b>6.5</b>	<b>.386</b>	<b>1.3</b>	<b>3.7</b>	<b>.343</b>	<b>1.2</b>	<b>1.5</b>	<b>.807</b>	<b>0.2</b>	<b>2.0</b>	<b>2.2</b>	<b>1.7</b>	<b>0.5</b>	<b>0.3</b>	<b>1.2</b>	<b>1.6</b>	<b>7.5</b>

## PHILADELPHIA 76ERS 2017 PRESEASON ROSTER

### NUMERICAL ROSTER

#	NAME	POS	HT	WT	DOB	PRIOR TO NBA/COUNTRY	YEAR
00	Jacob Pullen	G	6-1	200	11/10/89	Kansas State/USA	R
0	Jerryd Bayless	G	6-3	210	8/20/88	Arizona/USA	9
1	Justin Anderson	G-F	6-6	230	11/19/93	Virginia/USA	2
5	Amir Johnson	F-C	6-9	240	5/1/87	Westchester HS (Los Angeles, CA)/USA	12
7	Timothé Luwawu-Cabarrot	G-F	6-6	200	5/9/95	France	1
8	Jahlil Okafor	C	6-11	255	12/15/95	Duke/USA	2
9	Dario Saric	F	6-10	250	4/8/94	Anadolu Efes/Croatia	1
11	Nik Stauskas	G	6-6	205	10/7/93	Michigan/Canada	3
12	T.J. McConnell	G	6-2	190	3/25/92	Arizona/USA	2
14	James Michael McAdoo	F	6-9	225	1/4/93	North Carolina/USA	3
17	JJ Redick	G	6-4	195	6/24/84	Duke/USA	11
20	Markelle Fultz	G	6-4	200	5/29/98	Washington/USA	R
21	Joel Embiid	C	7-0	260	3/16/94	Kansas/Cameroon	1
22	Richaun Holmes	F-C	6-10	235	10/15/93	Bowling Green/USA	2
23	James Blackmon Jr.	G	6-4	200	4/25/95	Indiana/USA	R
25	Ben Simmons	G-F	6-10	230	7/20/96	LSU/Australia	R
30	Furkan Korkmaz	G-F	6-7	185	7/24/97	Turkey	R
33	Robert Covington	F	6-9	225	12/14/90	Tennessee State/USA	4
43	Kris Humphries	F	6-9	235	2/6/85	Minnesota/USA	13
50	Emeka Okafor	C	6-10	255	9/28/82	Connecticut/USA	9

### NAME PRONUNCIATIONS

Jerryd (JAIR-id) Bayless

Joel (jo-ELL) Embiid (em-BEAD)

Richaun (ri-SHAWN) Holmes

Furkan (FUR-kahn) Korkmaz (cork-mas)

Timothé (TEAM-oh-tay) Luwawu-Cabarrot  
(loo-WA-woocab-uh-RO)

Jahlil (JAH-leel) Okafor

Dario (dah-RIO) Šaric (SHAH-rich)

Nik Stauskas (STOUS-kiss)

### PLAYERS IN THE SYSTEM

## JONAH BOLDEN

Forward | 6-10 | 225 | Australia | 1-2-96

- Drafted by Philadelphia with the 36th overall pick in the 2017 NBA Draft.
- Appeared in 5 games during the 2017 NBA Summer League in Las Vegas averaging 8.0ppg, 6.8rpg, and 1.8apg in 22.8mpg.
- Played in 25 games with FMP Beograd of the Serbian league, averaging 12.9ppg, 7.2rpg, 1.8apg, 1.0spg, and 1.0bpg.
- Earned the Adriatic League's Top Prospect Award in 2016-17, joining fellow Sixer Dario Saric as one of four players to receive the honor.

## PLAYERS IN THE SYSTEM (CONTINUED)

### MATHIAS LESSORT

Forward | 6-9 | 249 | Martinique | 9/29/95

- Drafted by Philadelphia with the 50th overall pick in the 2017 NBA Draft.
- Appeared in three games during the 2017 NBA Summer League in Las Vegas, averaging 2.3 ppg and 4.3 rpg in 12.0mpg.
- Signed with Natarre in France in the summer of 2016. In 2016-17, played in 33 games averaging 10.2 points, and 7.4 rebounds... Also played in 20 games during the FIBA Euro Cup averaging 9.9 ppg, 6.3 rpg, and 1.4 bpg...
- Signature performance in the FIBA Europe Cup vs. USAK Sportif when he finished with 21 points and 12 rebounds, one of his six double-doubles on the season...
- Selected all-tournament at the 2013 Nike Global Challenge while averaging 19.9ppg...

### VASILJE MICIC

Guard | 6-5 | 203 | Serbia | 1/13/94

- Drafted by Philadelphia with the 52nd overall pick in the 2014 NBA Draft.
- In 2014-15, appeared in 33 games for FC Bayern Muenchen of the German Basketball Bundesliga, averaged 6.8 ppg, 3.3 apg and 1.9 rpg... Also averaged 7.4 ppg, 2.2 apg and 1.4 rpg in five Eurocup games and 7.5 ppg, 3.2 apg and 1.5 rpg in six Euroleague games.
- From 2010-11 through 2013-14, played for Mega Vizura of the Serbian league... in 24 Adriatic league games, averaged 11.8 points, 5.8 assists, 3.0 rebounds and 1.7 steals... in seven Serbian league games, averaged 13.3 ppg, 5.3 apg, 2.9 rpg and 1.1 spg.
- In 2013-14, was one of 12 candidates for FIBA's 2014 Player of the Year (Young Men).
- Is a member of the Serbian national team... at the junior national level, won silver and was selected to the all-tournament team at the 2013 U-19 World Championship.
- Sister, Nina, is a professional snowboarder.
- Name is pronounced vah-SEAL-yeah me-chitch.

### ANZEJS PASECNIKS

Center | 7-1 | 220 | Latvia | 12/20/95

- Drafted by Orlando with the 25th overall pick of the 2017 NBA Draft. Traded to Philadelphia for a 2020 first round pick and a 2020 second round pick.
- In 2016-17, played for Herbalife Gran Canaria of the Spanish league... In 32 games, averaged 8.0ppg, 3.2rpg,
- Represented Latvia at the 2016 FIBA Olympic Qualifiers averaging 8.0 ppg and 5.7rpg.
- Earned all tournament honors at the 2014 U20 and 2013 U18 Euros, where he averaged 11.6 points and 7.9 boards in 18 total games.
- Had best games of professional career on 4/23/17, scoring 24 points while shooting 11-13 from the field to go along with seven rebounds and two blocks.
- Name is pronounced AHN-Zayz-Pa-SESH-nicks

## NOTES



# YEAR IN REVIEW





# YEAR IN REVIEW







# GENERAL INFORMATION

## SIXERS 2016-17 GAME-BY-GAME RESULTS

DATE	OPPONENT	W/L	TEAM/OPP	HOME	ROAD	TOTAL	76ERS HIGH SCORER	OPP. HIGH SCORER	ATTEN.
Oct 26	OKLAHOMA CITY	L	97-103	0-1	0-0	0-1	Embiid-20	Westbrook-32	20,487
Oct 29	ATLANTA	L	72-104	0-2	0-0	0-2	Rodriguez-14	Millsap-17	16,312
Nov 1	ORLANDO	L	101-103	0-3	0-0	0-3	Thompson-22	Vucevic-24	12,529
Nov 4	@Charlotte	L	93-109	0-3	0-1	0-4	Saric-14	Walker-22	15,275
Nov 5	CLEVELAND	L	101-102	0-4	0-1	0-5	Embiid-22	James-25	20,497
Nov 7	UTAH	L	84-109	0-5	0-1	0-6	Okafor-15	Hayward-20	14,168
Nov 9	@Indiana	L	115-122(OT)	0-5	0-2	0-7	Covington-23	Teague-30	15,360
Nov 11	INDIANA	W	109-105(OT)	1-5	0-2	1-7	Embiid-25	George-26	17,343
Nov 12	@Atlanta	L	96-117	1-5	0-3	1-8	Okafor-18	Hardway-20	17,399
Nov 14	@Houston	L	88-115	1-5	0-4	1-9	Ilyasova-13	Harden-33	13,183
Nov 14	WASHINGTON	W	109-102	2-5	0-4	2-9	Okafor-19	Wall-27	14,863
Nov 17	@Minnesota	L	86-110	2-5	0-5	2-10	Saric-16	Wiggins-35	16,866
Nov 19	PHOENIX	W	120-105	3-5	0-5	3-10	Embiid-26	Bledsoe-27	18,125
Nov 21	MIAMI	W	101-94	4-5	0-5	4-10	Embiid-22	Whiteside-32	16,477
Nov 23	MEMPHIS	L	99-104(2OT)	4-6	0-5	4-11	Ilyasova-22	Gasol-27	15,880
Nov 25	CHICAGO	L	89-105	4-7	0-5	4-12	Ilyasova-14	Butler-26	18,234
Nov 27	CLEVELAND	L	108-112	4-8	0-5	4-13	Embiid-22	Irving-39	19,311
Nov 28	@Toronto	L	95-122	4-8	0-6	4-14	Covington-20	Lorway-24	19,800
Dec 2	ORLANDO	L	88-105	4-9	0-6	4-15	Embiid-25	George-20	13,711
Dec 3	BOSTON	L	106-107	4-10	0-6	4-16	Saric-21	Thomas-34	17,063
Dec 5	DENVER	L	98-106	4-11	0-6	4-17	Rodriguez-17	Gallinari-27	11,815
Dec 6	@Memphis	L	91-96	4-11	0-7	4-18	Ilyasova-23	Gasol-26	13,521
Dec 6	@New Orleans	W	99-88	4-11	1-7	5-18	Ilyasova-23	Davis-26	14,158
Dec 11	@Detroit	W	97-79	4-11	2-7	6-18	Covington-16	Morris-28	7,244
Dec 14	TORONTO	L	114-123	4-12	2-7	6-19	Covington-26	DeRozan-31	16,191
Dec 14	L.A. LAKERS	L	89-100	4-13	2-7	6-20	Embiid-33	Randle-25	20,491
Dec 16	BROOKLYN	W	108-107	5-13	2-7	7-21	Ilyasova-14	Lopez-22	16,460
Dec 20	NEW ORLEANS	L	93-108	5-14	2-7	7-21	Ilyasova-14	Bris-31	16,322
Dec 23	@Phoenix	L	116-123	5-14	2-8	7-22	Embiid-27	Bledsoe-24	16,535
Dec 26	@Sacramento	L	100-102	5-14	2-9	7-23	Embiid-25	Cousins-30	17,608
Dec 26	@Utah	L	83-100	5-14	2-10	7-24	Ilyasova-16	Hill-21	19,911
Dec 29	@Denver	W	124-122	5-14	3-10	8-24	Ilyasova-23	Jokic-25	13,619
Jan 3	MINNESOTA	W	93-91	6-14	3-10	9-24	Embiid-25	LaVine-28	17,124
Jan 6	@Boston	L	106-110	6-14	3-11	9-25	Embiid-23	Bradley-26	18,624
Jan 8	@Brooklyn	W	105-95	6-14	4-11	10-25	Embiid-20	Lopez-26	16,123
Jan 11	NEW YORK	W	98-97	7-14	4-11	11-25	Embiid-21	Anthony-28	18,755
Jan 11	CHARLOTTE	W	102-93	8-14	4-11	12-25	Embiid-24	Batum-19	18,215
Jan 13	@Washington	L	93-109	8-14	4-12	12-26	Okafor-26	Wall-25	17,880
Jan 14	@Milwaukee	W	113-104	8-14	4-12	13-26	Embiid-26	Antetokounmpo-23	13,261
Jan 16	TORONTO	W	94-89	9-14	5-12	14-26	Embiid-26	DeRozan-25	17,223
Jan 18	PORTLAND	L	93-92	10-14	5-12	15-26	Ilyasova-24	Lillard-30	19,476
Jan 20	@Atlanta	L	93-110	10-14	5-13	15-27	Ilyasova-21	Millsap-22	15,116
Jan 21	L.A. CLIPPERS	W	121-110	11-14	5-13	16-27	Noel-19	Cravford-27	17,591
Jan 24	@Milwaukee	W	114-109	11-14	6-13	17-27	Henderson-20	Monroe-28	13,663
Jan 25	HOUSTON	L	118-123	11-15	6-13	17-28	Embiid-32	Harden-31	20,588
Jan 27	@Chicago	L	108-121	11-15	6-14	17-29	Embiid-31	Butler-28	21,606
Jan 29	SACRAMENTO	W	122-119	12-15	6-14	18-29	Covington-23	Cousins-46	15,840
Feb 1	@Dallas	L	95-113	12-15	6-15	18-30	Okafor-16	Curry-22	19,263
Feb 2	@San Antonio	L	86-102	12-15	6-16	18-31	Ilyasova-25	Leonard-19	18,418
Feb 4	@Miami	L	102-125	12-15	6-17	18-32	Ilyasova-21	Whiteside-30	19,754
Feb 4	@Detroit	L	96-113	12-15	6-18	18-33	Okafor-16	Morris-19	14,731
Feb 6	SAN ANTONIO	L	103-111	12-16	6-18	18-34	Saric-20	Leonard-32	19,233
Feb 8	@Orlando	W	112-111	12-16	7-18	19-34	Saric-26	Fournier-24	17,829
Feb 9	MIAMI	W	117-109	13-16	7-18	20-34	Saric-19	Dragic-30	20,698
Feb 11	@Charlotte	W	105-99	13-16	8-18	21-34	Saric-18	Walker-29	15,775
Feb 13	@Boston	L	108-116	13-16	8-19	21-35	Saric-20	Thomas-33	18,624
Feb 15	WASHINGTON	W	120-112	14-16	8-19	22-35	Covington-25	Beal-47	19,277
Feb 24	@New York	L	109-110	14-16	8-20	22-36	Okafor-28	Anthony-37	19,812
Feb 25	GOLDEN STATE	L	108-119	14-17	8-20	22-37	Saric-21	Durant-27	20,585
Feb 27	@Miami	L	98-125	14-17	8-21	22-38	Covington-19	T. Johnson-24	19,609
Mar 1	NEW YORK	W	105-102	15-17	8-21	23-38	Saric-21	Thomas-21	18,518
Mar 3	DETROIT	L	106-136	15-18	8-21	23-39	Stauskas-24	Caldwell-Pope-26	19,523
Mar 4	MILWAUKEE	L	98-112	15-19	8-21	23-40	Anderson-19	Antetokounmpo-24	18,351
Mar 6	@Portland	L	108-114(OT)	15-19	8-22	23-41	Saric-20	Nurkic-28	19,240
Mar 11	@L.A. Clipper	L	100-112	15-19	8-23	23-42	Holmes-24	Paul-30	19,060
Mar 12	@L.A. Lakers	W	118-116	15-19	9-23	24-42	Saric-29	Clarkson-30	18,997
Mar 14	@Golden State	L	104-106	15-19	9-24	24-43	Saric-25	Curry-29	19,596
Mar 17	DALLAS	W	115-74	16-19	9-24	25-43	Anderson-19	Powell-14	17,642
Mar 19	BOSTON	W	105-99	17-19	9-24	26-43	Saric-23	Horford-27	19,446
Mar 20	@Orlando	L	109-112(OT)	17-19	9-25	26-44	Covington-24	Vucevic-26	16,236
Mar 22	@Oklahoma Cit	L	97-122	17-19	9-26	26-45	Stauskas-20	Kanter-24	18,203
Mar 24	@Chicago	W	117-107	17-19	10-26	27-45	Saric-32	Butler-36	21,558
Mar 26	@Indiana	L	94-107	17-19	10-27	27-46	Rodriguez-16	George-21	16,467
Mar 28	@Brooklyn	L	106-101	17-19	11-27	28-46	Saric-23	Lopez-26	15,471
Mar 28	ATLANTA	L	92-99	17-20	11-27	28-47	Holmes-25	Howard-22	15,212
Mar 31	@Cleveland	L	105-122	17-20	11-28	28-48	Luwawu-19	James-34	20,562
Apr 2	@Toronto	L	105-113	17-20	11-29	28-49	Luwawu-23	Ibaka-24	19,800
Apr 4	BROOKLYN	L	118-141	17-21	11-29	28-50	Luwawu-19	Lopez-16	14,580
Apr 6	CHICAGO	L	90-102	17-22	11-29	28-51	Luwawu-18	Mirotic-22	15,177
Apr 8	MILWAUKEE	L	82-90	17-23	11-29	28-52	Holmes-17	Antetokounmpo-20	16,301
Apr 8	INDIANA	L	111-120	17-24	11-29	28-53	Luwawu-24	George-27	14,622
Apr 10	@New York	L	113-114	17-24	11-30	28-54	Anderson-26	Holiday-20	19,812



## SIXERS 2016-17 PLAYER SEASON-HIGHS

PLAYER	MIN	FGM	FTM	OR	DR.	TR	AST	STL	TO	BLK	PTS
JUSTIN ANDERSON Dal.-Phi.	41C Nov. 9 at G.S.	9C(2) April 12 at N.Y.	7 Dec. 7 vs Sac.	4C Nov. 2 at Utah	8T March 4 vs Det.	9 March 31 at Clev.	7C Nov. 9 at G.S.	3T(2) April 12 at N.Y.	4C(2) Nov. 21 at S.A.	2 (3) March 28 at Brk.	26C April 12 at N.Y.
JUSTIN ANDERSON Phi.	35 April 12 at N.Y.	9C(2) at N.Y.	5 April 12 at N.Y.	3 (5) April 8 vs Milw.	8T March 4 vs Det.	9 March 31 at Clev.	3 (7) April 12 at N.Y.	3T April 12 at N.Y.	2 (7) April 12 at N.Y.	2 March 28 at Brk.	26C at N.Y.
JERRYD BAYLESS	30 Nov. 23 vs Mem.	6 Nov. 23 vs Mem.	5 Nov. 23 vs Mem.	1 (3) Nov. 25 vs Chi.	5 Nov. 23 vs Mem.	6 Nov. 23 vs Mem.	6 Nov. 23 vs Mem.	0	5 Nov. 23 vs Mem.	0	18 Nov. 23 vs Mem.
ROBERT COVINGTON	46T Nov. 23 vs Mem.	10T(2) March 9 at Port.	8 March 3 vs N.Y.	7C Dec. 14 vs Tor.	11 March 9 at Port.	13 (3) March 28 at Brk.	4 (3) Jan. 16 at Milw.	5 (2) March 20 at OrL.	6 Nov. 23 vs Mem.	5C March 3 vs N.Y.	26 Dec. 14 vs Tor.
JOEL EMBIID	30C Jan. 3 vs Minn.	12C Dec. 18 vs Brk.	13C Jan. 16 at Milw.	5C(2) Jan. 11 vs N.Y.	10C(2) Jan. 16 at Milw.	14C Jan. 11 vs N.Y.	5C(3) Jan. 20 vs Port.	3C(2) Jan. 27 vs Hou.	8C Dec. 26 at Sac.	5C(2) Jan. 16 at Milw.	33C Dec. 18 vs Brk.
JERAMI GRANT	22 Oct. 26 vs OKC.	4 Oct. 26 vs OKC.	2 (2) Oct. 29 vs Atl.	0	3 (2) Oct. 29 vs Atl.	3 (2) Oct. 29 vs Atl.	0	0	2 Oct. 26 vs OKC.	2 (2) Oct. 29 vs Atl.	10 Oct. 26 vs OKC.
JUSTIN HARPER	23 March 4 vs Det.	4 March 4 vs Det.	0	2 March 4 vs Det.	2 March 4 vs Det.	4 March 4 vs Det.	1T(2) March 6 vs Milw.	0	3C March 4 vs Det.	0	9 March 4 vs Det.
GERALD HENDERSON	32 (3) Dec. 3 vs Bos.	8 Nov. 9 at Ind.	10 Feb. 11 vs Miami	2 (7) April 2 at Tor.	6 Feb. 11 vs Miami	7 Jan. 20 vs Port.	5 Dec. 11 at Det.	3 (3) Dec. 5 vs Den.	3 (4) March 29 vs Atl.	1 (15) April 12 at N.Y.	20 (2) Feb. 14 vs Wash.
RICHAUN HOLMES	42C March 20 at OrL.	11C(2) March 29 vs Atl.	5 (2) April 10 vs Ind.	5 (4) March 29 vs Atl.	11C March 26 at Ind.	14C March 20 at OrL.	5C(2) March 20 at OrL.	3C Nov. 16 vs Wash.	4C(3) April 8 vs Milw.	5C Feb. 24 vs Wash.	25C March 29 vs Atl.
ERSAN ILYASOVA	40 (2) Dec. 6 at Mem.	11 Jan. 29 at Chi.	7 (2) Feb. 2 at S.A.	5 (2) Jan. 29 at Chi.	14T Dec. 6 at Mem.	17 Dec. 6 at Mem.	5 Jan. 11 vs N.Y.	4T Feb. 2 at S.A.	5T(2) Jan. 20 vs Port.	2 (2) Jan. 6 at Bos.	31 Jan. 29 at Chi.
SHAWN LONG	23C March 26 at Ind.	8C(2) April 4 vs Brk.	5C March 22 at OKC.	8C April 12 at N.Y.	5C(4) April 6 vs Chi.	10C March 26 at Ind.	2C(3) April 4 vs Brk.	2C(2) March 24 at Chi.	2C(2) March 31 at Clev.	3C March 17 vs Dall.	18C(2) April 4 vs Brk.
TIMOTHE LUWAWU	43C March 31 at Clev.	8C April 10 vs Ind.	6C April 2 at Tor.	2C(5) March 29 vs Atl.	7C(3) March 29 vs Atl.	9C(3) March 29 vs Atl.	4C March 29 vs Atl.	4C April 8 vs Milw.	5C Jan. 21 at Atl.	1C(10) March 29 vs Atl.	24C April 10 vs Ind.
T.J. MCCONNELL	37C(6) April 10 vs Ind.	7T(2) Feb. 13 at Cha.	5C(2) Feb. 11 vs Miami	2 (6) April 6 vs Chi.	9C Dec. 11 at Det.	10C Dec. 11 at Det.	17C Jan. 6 at Bos.	5C Feb. 15 at Bos.	6C April 2 at Tor.	1 (10) April 4 vs Brk.	17T Dec. 30 at Den.
NERLENS NOEL	32 Feb. 11 vs Miami	9 Feb. 11 vs Miami	6 Jan. 25 at Milw.	5 Jan. 14 at Wash.	10 Jan. 25 at Milw.	13 Jan. 25 at Milw.	5T Jan. 24 vs LA-C	4 Feb. 11 vs Miami	4 Feb. 15 at Bos.	4 Jan. 13 vs Cha.	19 (2) Feb. 11 vs Miami
JAHLIL OKAFOR	35 Jan. 14 at Wash.	11 Feb. 25 at N.Y.	10C Feb. 8 vs S.A.	6 (2) Feb. 25 at N.Y.	8 Dec. 11 at Det.	13 Dec. 2 vs OrL.	4 March 11 at LA-C	3C March 11 at LA-C	7 Feb. 27 vs G.S.	4T March 14 at G.S.	28 Feb. 25 at N.Y.
ALEX POYTHRESS	32C April 12 at N.Y.	9C April 12 at N.Y.	3C April 2 at Tor.	5C April 4 vs Brk.	6C April 8 vs Milw.	8C April 8 vs Milw.	3C April 4 vs Brk.	1C(3) April 12 at N.Y.	2C April 8 vs Milw.	1C(2) April 12 at N.Y.	18C April 12 at N.Y.

# GENERAL INFORMATION

CHASSON RANDLE	16 Jan. 16 at Milw.	3 (2) Feb. 1 at Dall.	6T Feb. 4 at Miami	0	2 (2) Feb. 1 at Dall.	2 (2) Feb. 1 at Dall.	2 Feb. 1 at Dall.	1 (3) Feb. 1 at Dall.	1 (3) Feb. 6 at Det.	1T Feb. 1 at Dall.	10 Jan. 16 at Mil
SERGIO RODRIGUEZ	34 Nov. 11 vs Ind.	8 Dec. 23 at Phoe.	3 Nov. 16 vs Wash.	2 Dec. 3 vs Bos.	8C Nov. 19 vs Phoe.	8C Nov. 19 vs Phoe.	12T Nov. 16 vs Wash.	3 (3) Dec. 26 at Sac.	4 (9) Feb. 9 at Orl.	1T(4) Dec. 2 vs Orl.	21 Dec. 23 at Phoe.
DARIO SARIC	41C March 9 at Port.	12C March 24 at Chi.	9C Feb. 27 vs G.S.	6C Feb. 25 at N.Y.	11C Nov. 16 vs Wash.	15C Feb. 25 at N.Y.	8C March 4 vs Det.	3C(2) Feb. 9 at Orl.	6C(2) March 14 at G.S.	3C March 22 at OKC.	32C March 24 at Chi.
TIAGO SPLITTER Atl.-Phi.	22 April 12 at N.Y.	5 April 12 at N.Y.	4 April 4 vs Brk.	3 April 12 at N.Y.	4 (2) April 10 vs Ind.	5 April 12 at N.Y.	1 (4) April 8 vs Milw.	1 April 12 at N.Y.	2 April 10 vs Ind.	1 March 28 at Brk.	12 at N.Y.
TIAGO SPLITTER Phi.	22 April 12 at N.Y.	5 April 12 at N.Y.	4 April 4 vs Brk.	3 April 12 at N.Y.	4 (2) April 10 vs Ind.	5 April 12 at N.Y.	1 (4) April 8 vs Milw.	1 April 12 at N.Y.	2 April 10 vs Ind.	1 March 28 at Brk.	12 at N.Y.
NIK STAUSKAS	43C Nov. 23 vs Mem.	10C March 4 vs Det.	5 (4) April 10 vs Ind.	2T(2) March 17 vs Dall.	7C Feb. 8 vs S.A.	7 (2) March 17 vs Dall.	7C(2) March 29 vs Atl.	3T(3) March 29 vs Atl.	5C(2) March 20 at Orl.	3T Nov. 25 vs Chi.	24C March 4 vs Det.
HOLLIS THOMPSON	28 Nov. 1 vs Orl.	8T Nov. 1 vs Orl.	2 (4) Nov. 17 at Minn.	2 (3) Nov. 19 vs Phoe.	6 Nov. 1 vs Orl.	7 Nov. 1 vs Orl.	3 Nov. 9 at Ind.	2 (2) Nov. 25 vs Chi.	2 Nov. 12 at Atl.	1 (6) Dec. 11 at Det.	22 Nov. 1 vs Orl.
76ERS High Games	290 Nov. 23 vs Mem.	46 (3) April 12 at N.Y.	32 Dec. 30 at Den.	18 Jan. 11 vs N.Y.	48 Nov. 23 vs Mem.	56 Nov. 23 vs Mem.	35 Jan. 24 vs LA-C	16 Feb. 15 at Bos.	27 Nov. 23 vs Mem.	11 Jan. 6 at Bos.	124 Dec. 30 at Den.
76ERS Low Games	240 (77) April 12 at N.Y.	27 April 8 vs Milw.	6 March 4 vs Det.	3 Jan. 27 vs Hou.	19 March 22 at OKC.	25 March 22 at OKC.	15 Nov. 17 at Minn.	3 Dec. 2 vs Orl.	6 Jan. 24 vs LA-C	0 Feb. 6 at Det.	72 Oct. 29 vs Atl.
OPPONENTS High Games	290 Nov. 23 vs Mem.	54 March 4 vs Det.	38 March 20 at Orl.	21 Nov. 21 vs Miami	47 April 6 vs Chi.	60 Feb. 6 at Det.	36 April 4 vs Brk.	15 Dec. 11 at Det.	25 Jan. 27 vs Hou.	12 (2) March 9 at Port.	141 April 4 vs Brk.
OPPONENTS Low Games	240 (77) April 12 at N.Y.	28 Jan. 13 vs Cha.	8 Nov. 12 at Atl.	1 April 4 vs Brk.	22 Jan. 25 at Milw.	33 (2) Feb. 13 at Cha.	11 Jan. 13 vs Cha.	2 (2) Feb. 8 vs S.A.	8 March 4 vs Det.	1 (3) Jan. 24 vs LA-C	74 March 17 vs Dall.

"C" indicates a new career-high, "T" a tied career-high.

Numbers in parentheses indicate the number of games in which a player or team has reached a given total (if more than one).



## SIXERS 2016-17 SEASON BREAKDOWN

	RECORD	HOME	ROAD	OT	
OVERALL	28-54	17-24	11-30	1-4	Head Coach: Brett Brown
Atlantic	7-9	5-3	2-6		Overall: 4 Years 75 Won 253 Lost .229 Pct.
Central	5-13	1-8	4-5	1-1	W/Club: 4 Years 75 Won 253 Lost .229 Pct.
Southeast	7-11	5-4	2-7	0-1	
EASTERN	19-33	11-15	8-18	1-2	
Southwest	2-8	1-4	1-4	0-1	
Northwest	3-7	2-3	1-4	0-1	
Pacific	4-6	3-2	1-4		
WESTERN	9-21	6-9	3-12	0-2	

### TEAM WINNING & LOSING STREAKS:

OVERALL	HOME	ROAD
Loss- 8	Loss- 5	Loss- 3
Long: Win - 3	Win - 6	Win - 2
Loss- 8	Loss- 8	Loss- 7
Last: Win -03/28 @ BRK 106-101	Win -03/19 vsBOS 105-99	Win -03/28 @ BRK 106-101
Loss-04/12 @ NY 113-114	Loss-04/10 vsIND 111-120	Loss-04/12 @ NY 113-114

	WON	LOST	OFFENSE	VsOPP	HOME ATTENDANCE
Oct.	0	2			
Nov.	4	12	100+ 22-26	If Opp W/L to date:	41 Games
Dec.	4	10	100< 6-28	.500+ 8-31	710,557 Total
Jan.	10	5	Defense	.500- 20-22	17,331 Average
Feb.	4	8	100+ 16-51		20,698 High
Mar.	6	11	100< 12- 3		6 Sellouts
Apr.	0	6			

After 82 games last season: W 10 L 72

MARGINS	1	2	3	4	5	6	7	8	9	10	11	12	13	14	15	16	17	18	19	20	21	22	23
Won By:	4	3	2	1	3	2	2	2	2	2	2				1			1					
Lost By:	4	3	1	2	3	2	3	5	2		2	2	2	1	1	4	5	1			1		2
	24	25	26	27	28	29	30	31	32	33	34	35	36	37	38	39	40	41	42	43	44	45	46+
Won By:																			1				
Lost By:	1	2		3				1		1													

At Start Of:	OVERALL	HOME	ROAD	FG%	OVERALL	HOME	ROAD
2nd- Ahead:	11-16	6- 8	5- 8	-44%	13-36	7-15	6-21
- Behind:	15-35	10-16	5-19	45-49%	6-15	5- 7	1- 8
- Tied:	2- 3	1- 0	1- 3	50-54%	7- 3	5- 2	2- 1
3rd- Ahead:	16-16	10- 6	6-10	55-59%	2- 0	0- 0	2- 0
- Behind:	10-34	7-16	3-18	+60%	0- 0	0- 0	0- 0
- Tied:	2- 4	0- 2	2- 2				
4th- Ahead:	22-14	11- 4	11-10				
- Behind:	5-38	5-19	0-19				
- Tied:	1- 2	1- 1	0- 1				

# GENERAL INFORMATION

## SIXERS 2016-17 SEASON TRANSACTIONS

**June 23:** Selected Ben Simmons (first overall), Timothe Luwawu-Cabarrot (24th overall) and Furkan Korkmaz (26th overall) in the 2016 NBA Draft.

**July 8:** Signed Shawn Long and James Webb III.

**July 9:** Signed Gerald Henderson.

**July 12:** Signed Jerryd Bayless and Sergio Rodriguez.

**July 15:** Signed Dario Saric. Acquired Sasha Kaun and cash considerations from Cleveland in exchange for the rights to Chukwudiebere Maduabum.

**July 17:** Waived Sasha Kaun.

**July 25:** Signed Brandon Paul.

**August 26:** Acquired Tibor Pleiss, two 2017 second-round draft picks and cash considerations from Utah in exchange for Kendall Marshall.

**August 31:** Waived Carl Landry and Tibor Pleiss. Signed Anthony 'Cat' Barber.

**September 7:** Signed Elton Brand.

**October 24:** Signed Dionte Christmas. Waived Cat Barber, Dionte Christmas, Shawn Long, Brandon Paul and James Webb III.

**November 1:** Acquired Ersan Ilyasova and a conditional first-round pick from the Oklahoma City Thunder in exchange for Jerami Grant.

**January 4:** Waived Hollis Thompson.

**January 10:** signed Chasson Randle to a 10-day contract.

**January 20:** Signed Chasson Randle to a second 10-day contract.

**January 30:** Signed Chasson Randle.

**February 22:** Acquired draft considerations and Tiago Splitter from Atlanta in exchange for Ersan Ilyasova.

**February 23:** Acquired Justin Anderson, Andrew Bogut and a protected first-round pick from Dallas in exchange for Nerlens Noel.

**March 1:** Waived Andrew Bogut.

**March 3:** Signed Justin Harper.

**March 6:** Signed Shawn Long to a 10-day contract.

**March 16:** Signed Shawn Long.

**April 2:** Signed Alex Poythress.

**April 11:** Signed Alex Poythress.



## SIXERS 2016-17 SUPERLATIVES

		PHILADELPHIA			OPPONENTS
Points	33	Joel Embiid vs BKN 12/18/16	51	James Harden vs. HOU 1/27/17	
Points in a Quarter	17	Joel Embiid (1st) vs PHO 11/19/16 Joel Embiid (3rd) vs. BKN 12/18/16	23	James Harden (1st) vs. HOU 11/14/16	
Points in a Half	23	Ersan Ilyasova (1st) at MIA 2/4/17	36	James Harden (2nd) vs. HOU 1/27/17	
Points in an Overtime	9	Jerryd Bayless vs. MEM 11/23/16	8	Mike Conley vs. MEM 11/23/16	
Field Goals	12	Dario Saric at CHI 3/24/17 Joel Embiid vs. BKN 12/18/16	16	James Harden vs. HOU 1/27/17	
Field Goal Attempts	21	Robert Covington at ORL 3/20/17 (OT) Robert Covington at POR 3/9/17 (OT) Ersan Ilyasova at BOS 1/6/17 Joel Embiid vs. ORL 12/2/16	30	Anthony Davis vs. NOP 12/20/16	
Field Goal % (Min. 5 FGA)	1.000	Nerlens Noel (5-5) vs. SAC 1/30/17 Gerald Henderson (5-5) vs. HOU 1/27/17 Timothe Luwawu-Cabarrot (5-5) vs. HOU 1/27/17 Sergio Rodriguez (5-5) vs. DAL 3/17/17	1.000	Russell Westbrook (6-6) vs. OKC 3/22/17	
3-PT Field Goals	6	Robert Covington at TOR 11/28/16	6	Nikola Mirotic vs. CHI 4/6/17 Wayne Ellington at MIA 3/1/17 James Harden vs. HOU 1/27/17 Avery Bradley at BOS 1/6/17 Kyle Lowry at TOR 11/28/16	
3-PT FG Attempts	14	Ersan Ilyasova at BOS 1/16/17	13	Stephen Curry at GSW 3/14/17	
3-PT FG % (Min. 3 3FGA)	1.000	Hollis Thompson (4-4) vs. ORL 11/1/16 Joel Embiid (4-4) vs. CLE 11/5/16 Sergio Rodriguez (4-4) at ORL 2/9/17	1.000	Kyle Lowry (6-6) vs. TOR 11/28/16	
Free Throws	13	Joel Embiid at MIL 1/16/17	20	DeMarcus Cousins vs. SAC 1/30/17	
FT Attempts	18	Joel Embiid at MIL 1/16/17	22	DeMarcus Cousins vs SAC 1/30/17	
FT % (Min 5 FTA)	1.000	Gerald Henderson (10-10) vs. GSW 2/27/17 Joel Embiid (10-10) at BOS 1/6/17	1.000	Damian Lillard (12-12) vs. POR 3/9/17	
Offensive Rebounds	8	Shawn Long at NY 4/12/17	8	Dwight Howard vs ATL 3/29/17	
Defensive Rebounds	14	Ersan Ilyasova at MEM 12/6/16	8	Salah Mejri @ DAL 2/1/17	
Total Rebounds	17	Ersan Ilyasova at MEM 12/6/16	20	Hassan Whiteside vs. MIA 2/11/17	
Assists	17	T.J. McConnell at BOS 1/6/17	14	DeAndre Jordan vs LAC 1/24/17 DeAndre Jordan at LAC 3/11/17 Dwight Howard vs. ATL 3/29/17 Jusuf Nurkic at POR 3/9/17 Hassan Whiteside at MIA 2/4/17	
Steals	5	T.J. McConnell at BOS 2/15/17	14	Russell Westbrook at OKC 3/22/17	
Blocks	5	Robert Covington vs NYK 3/3/17 Richaun Holmes vs WAS 2/24/17 Joel Embiid vs DEN 12/5/16 Joel Embiid at MIL 1/16/17	8	John Wall vs. WAS 2/24/17 LeBron James vs. CLE 11/5/16 Marcus Smart at BOS 2/15/17	
Turnovers	8	Joel Embiid at SAC 12/26/16	9	Dennis Schroder vs. ATL 3/29/17	
Minutes	42:50	Timothe Luwawu-Cabarrot at CLE 3/31/17	43:10	Evan Fournier at ORL 2/9/17	
Minutes (OT+)	45:58	Robert Covington vs MEM 11/23/16 (2OT)	45:26	Marc Gasol vs. MEM 11/23/16 (2OT)	

SIXERS HIGH	SIXERS LOW	CATEGORY	OPPONENT HIGH	OPPONENT LOW
124 at DEN 12/30/16	72 vs. ATL 10/29/16	Points	141 vs. BKN 4/4/17	74 vs. DAL 3/17/17
36 at GSW 3/14/17	14 vs. ORL 12/2/16	Points/1st Qtr.	40 vs. BKN 4/4/17	12 at DET 12/11/16
39 (2) at MIL 1/25/17	15 (2) at MIN 11/17/16	Points/2nd Qtr.	42 vs. NOP 12/20/16	15 vs. MIA 11/21/16
72 at MIL 1/25/17	33 at MIN 11/17/16	Points/1st Half	81 vs. BKN 4/4/17	35 at DET 12/11/16
42 vs. SAC 1/30/17	12 vs. MIL 4/8/17	Points/3rd Qtr.	41 vs. ORL 11/1/16	12 at NOP 12/8/16
41 vs. BKN 4/4/17	9 at UTA 12/29/16	Points/4th Qtr.	42 at PHO 12/23/16	15 at DET 12/11/16
74 vs. SAC 1/30/17	32 at UTA 12/29/16	Points/2nd Half	70 at PHO 12/23/16	31 at NOP 12/8/16
13 vs. MEM 11/23/16	6 at IND 11/9/16	Points/Overtime	13 vs. MEM 11/23/16	5 vs. IND 11/12/16
48 vs. MIN 1/4/16	19 vs. UTA 10/30/15	Field Goals	51 at MIL 12/23/15	28 at UTA 12/28/15
102 at NYK 1/18/16	63 vs. UTA 10/30/15	Field Goal Attempts	97 (3) vs. BOS 1/24/16	69 at MIA 11/21/15
.553 vs. POR 1/16/16	.302 vs. UTA 10/30/15	Field Goal Percentage	.618 vs. SAS 12/7/15	.333 at UTA 12/28/15
17 at CHI 4/13/16	4 (5) at IND 3/21/16	3-PT Field Goals	15 at CHI 4/13/16	2 vs. MIN 1/4/16
46 vs. MIL 4/10/16	15 vs. UTA 10/30/15	3-PT FG Attempts	34 (2) at DAL 2/21/16	5 vs. MIN 1/4/16
.647 vs. TOR 1/9/16	.129 at BKN 12/10/15	3-PT FG Percentage	.625 at CHI 4/13/16	.172 vs. POR 1/16/16
29 at ORL 2/28/16	8 at LAC 1/2/16	Free Throws	35 vs. ORL 2/23/16	1 vs. GSW 1/30/16
37 (2) at ORL 2/28/16	10 vs. CHA 3/29/16	Free Throw Attempts	45 at MIA 11/21/15	2 vs. GSW 1/30/16
.933 at DEN 3/23/16	.429 vs. TOR 1/9/16	Free Throw Percentage	.963 at BOS 10/28/15	.500 vs. GSW 1/30/16
18 vs. SAC 2/10/16	3 (3) at ORL 2/21/16	Offensive Rebounds	21 at DET 1/27/16	2 at ATL 12/16/15
44 at NYK 1/18/16	24 at LAC 1/2/16	Defensive Rebounds	56 vs. CHA 3/29/16	21 vs. MIN 1/4/16
54 vs. LAC 2/8/16	24 at LAC 1/2/16	Total Rebounds	65 vs. CHA 3/29/16	25 at ATL 12/16/15
31 vs. MIN 1/4/16	11 at NYK 12/2/15	Assists	37 vs. GSW 1/30/16	13 vs. UTA 12/28/15
31 vs. IND 10/10/15	12 vs. ATL 3/7/15	1st OKC	31 at OKC 3/4/15	13 vs. CLE 1/5/15
16 at CLE 2/15/15	4 (3) at CHA 4/4/15	Steals	19 at GSW 12/30/14	4 (4) vs. WAS 4/8/15
30 at MIL 4/13/15	10 (6) vs. WAS 4/8/15	Turnovers	26 vs. MIL 1/7/15	9 at LAC 1/3/15
14 at CHA 4/4/15	0 at CLE 3/29/15	Blocks	14 at NYK 4/5/15	0 (2) vs. PHO 11/21/14

# GENERAL INFORMATION

## SIXERS 2016-17 MISCELLANEOUS STATS

### SIXERS RECORD WHEN ...

	OVERALL
Led after first quarter	11-16
Trailed after first quarter	14-36
Tied after first quarter	2-3
Led after second quarter	17-16
Trailed after second quarter	9-34
Tied after second quarter	2-4
Led after third quarter	22-13
Trailed after third quarter	5-37
Tied after third quarter	2-4
Shot higher FG%	18-12
Shot lower FG%	10-42
Shot 50% or better	9-4
Shot 40-49%	15-36
Shot under 40%	4-14
Opponent shot 50% or better	2-19
Opponent shot 40-49%	17-31
Opponent shot under 40%	8-4
Equal or more FG	13-24
Less FG	15-30
Equal or more 3FGS	24-34
Less 3FG	4-20
Equal or more free throws	12-17
Less free throws	16-37
Equal or more rebounds	19-15
Less rebounds	9-39
Equal or more assists	23-23
Less assists	6-30
Equal or more turnovers	19-38
Less turnovers	9-16
Sixers score less than 80	0-3
Sixers score 80-89	0-7
Sixers score 90-99	6-18
Sixers score 100-109	10-20
Sixers score 110-119	7-6
Sixers score 120+	5-0
Opponent scores less than 80	2-0
Opponent scores 80-89	2-0
Opponent scores 90-99	8-3
Opponent scores 100-109	10-10
Opponent scores 110-119	5-19
Opponent scores 120+	1-13
Outscored opp. bench	22-30
Outscored by opp. bench	6-23
Equal bench	0-1
Equal or more second chance	15-26
Less second chance	13-26
Equal or more fast break	18-22
Less fast break	10-32
Equal or more points in the paint	18-20
Less points in the paint	10-34

### GAMES MISSED DUE TO INJURY/ILLNESS

NAME	GAMES	REASON	DATES MISSED
Anderson	1	Gastroenteritis	3/19
Bayless	22	Left Wrist Soreness	10/26-11/19; 11/27-28; 12/2-14
	57	Left Wrist Surgery	12/16-4/12
Covington	3	Left Knee Sprain	12/3-6
	3	Right Hand Contusion	2/1-4
	1	Right Knee Soreness	3/12
	1	Right Knee Discomfort/Swelling	3/29
	7	Right Knee Injury	3/31-4/12
Embiid	16	Rest	11/2; 11/12; 11/16; 11/25; 11/28; 12/3; 12/6; 12/11; 12/29; 1/4; 1/21; 1/29; 2/2; 2/9; 3/11; 3/20
	1	Training	1/19
	13	Left Knee Contusion	1/24-25; 1/30-2/1; 2/4-27
	23	Left Knee Injury	3/1-4/12
Henderson	1	Illness	11/23
	6	Left Hip Soreness	12/29-1/3; 3/3-4; 3/28
Holmes	1	Illness	11/23
	5	Concussion Protocol	12/23-1/3
	2	Upper Respiratory Infection	2/8-9
McConnell	1	Right Wrist Sprain	1/16
Noel	23	Inflamed Plica, Left Knee	10/26-12/8
	1	Left Ankle Sprain	12/14
	1	Left Ankle Sprain	1/16
	1	Upper Respiratory Infection	2/2
Okafor	2	Rest	11/1; 2/13
	3	Gastroenteritis	12/6-8
	1	Hamstring Tightness	12/30
	18	Right Knee Soreness	1/24-25; 2/4; 3/4-9; 3/20; 3/24-4/12
Rodriguez	1	Gastroenteritis	12/11
	3	Left Ankle Sprain	12/30-1/6
	9	Left Hamstring Strain	3/28-4/12
Saric	1	Sore Left Heel	4/12
Simmons	82	Acute Fracture, Right Foot	10/26-4/12
Splitter	17	Right Calf Strain	2/24-3/26
Stauskas	1	Left Knee Soreness	12/18
	1	Right Knee Contusion	12/23
<b>TOTAL</b>	<b>327</b>		

### NUMBER OF TIMES RECORDING

	POINTS			REB	AST	STL	BLK
	10+	20+	30+	10+	10+	3+	3+
Anderson	8	1		1			
Bayless	2						
Covington	46	11		12		21	4
Embiid	30	19	2	9		2	12
Grant	1						
Henderson	34	2				3	
Holmes	29	3		6		1	7
Ilyasova	46	12	1	10		1	
Long	7			1			1
Luwawu	16	2		1		2	
McConnell	22			1	13	19	
Noel	11			2		7	4
Okafor	32	5		3		1	6
Poythress	4						
Randle	1						
Rodriguez	24	1			4	3	
Saric	53	14	1	12		3	1
Simmons							
Splitter	1						
Stauskas	37	4				3	1
Thompson	5	1					

### NUMBER OF TIMES LEADING TEAM IN... (TIED IN PARENTHESES)

	PTS	REB	AST	STL	BLK
Anderson	3	2		2 (1)	4 (3)
Bayless			2 (1)		
Covington	9 (2)	18 (2)	1 (1)	28 (10)	18 (14)
Embiid	22 (3)	14 (3)	1 (1)	5	25 (11)
Grant					1 (1)
Henderson	1			5 (5)	6 (5)
Holmes	5 (2)	13 (3)		8 (7)	21 (14)
Ilyasova	15 (4)	11 (3)		3 (2)	3 (3)
Long		2			4 (2)
Luwawu	5 (1)	1		2	6 (5)
McConnell		2	58 (12)	29 (9)	2 (2)
Noel	2 (1)	4 (2)		8 (6)	9 (4)
Okafor	8 (1)	5 (1)		2 (2)	19 (12)
Poythress		1			
Randle				2 (2)	1 (1)
Rodriguez	3 (2)	1	28 (12)	8 (2)	2 (2)
Saric	17 (4)	19 (8)	5 (3)	12 (9)	11 (6)
Simmons					
Splitter					
Stauskas	2		4 (2)	7 (5)	7 (6)
Thompson	1			1 (1)	









## 2016-17 NBA STANDINGS

### EASTERN CONFERENCE

### WESTERN CONFERENCE

**ATLANTIC DIVISION**

TEAM	W	L	PCT	GB	HOME	ROAD
BOSTON	53	29	.646	-	30-11	23-18
TORONTO	51	31	.622	2	28-13	23-18
NEW YORK	31	51	.378	22	19-22	12-29
<b>PHILADELPHIA</b>	<b>28</b>	<b>54</b>	<b>.341</b>	<b>25</b>	<b>17-24</b>	<b>11-30</b>
BROOKLYN	20	62	.244	33	13-28	7-34

**CENTRAL DIVISION**

TEAM	W	L	PCT	GB	HOME	ROAD
CLEVELAND	51	31	.622	-	31-10	20-21
MILWAUKEE	42	40	.512	9	23-18	19-22
INDIANA	42	40	.512	9	29-12	13-28
CHICAGO	41	41	.500	10	26-15	16-25
DETROIT	37	45	.451	14	24-17	13-28

**SOUTHEAST DIVISION**

TEAM	W	L	PCT	GB	HOME	ROAD
WASHINGTON	49	33	.598	-	30-11	19-22
ATLANTA	43	39	.524	6	23-18	20-21
MIAMI	41	41	.500	8	23-18	18-23
WASHINGTON	36	46	.439	13	22-19	14-27
ORLANDO	29	53	.354	20	16-25	13-28

**SOUTHWEST DIVISION**

TEAM	W	L	PCT	GB	HOME	ROAD
SAN ANTONIO	61	21	.744	-	31-10	30-11
HOUSTON	55	27	.671	6	30-11	25-16
MEMPHIS	43	39	.524	18	24-17	19-22
NEW ORLEANS	34	48	.415	27	21-20	18-23
DALLAS	33	49	.402	28	21-20	12-29

**NORTHWEST DIVISION**

TEAM	W	L	PCT	GB	HOME	ROAD
UTAH	51	31	.622	-	29-12	22-19
OKLAHOMA CITY	47	35	.573	4	28-13	19-22
PORTLAND	41	41	.500	10	25-16	16-25
DENVER	40	42	.488	11	22-19	18-23
MINNESOTA	31	51	.378	20	20-21	11-30

**PACIFIC DIVISION**

TEAM	W	L	PCT	GB	HOME	ROAD
GOLDEN STATE	67	15	.817	-	36-5	31-10
L.A. CLIPPERS	51	31	.622	16	29-12	22-19
SACRAMENTO	32	50	.390	35	17-24	15-26
PHOENIX	26	56	.317	41	17-24	9-32
L.A. LAKERS	24	58	.293	43	15-26	9-32

## 2016-17 NBA TEAM HEAD-TO-HEAD COMPARISON

TEAM	ATL	BKN	CHA	CHI	DAL	DET	HOU	LAC	LAL	MEM	MIL	NO	OKC	PHI	POR	SA	UTA	WAS
	BOS	CHA	CLE	DEN	GS	IND	LAL	MIA	MIN	NY	ORL	PHO	SAC	TOR	WAS			
<b>ATLANTIC DIVISION</b>																		
BOS	1 - 4	4 2	2 1	2 0	3 1	1 3	2 2	4 2	2 2	1 3	0 3	3 3	1 1	1 1	1 0	1 2	2 2	2 2
TOR	1 3	4 2	1 1	2 2	3 0	1 2	2 1	3 3	1 2	4 1	2 3	0 2	0 0	- 2	2 2			
NY	1 1	2 2	3 0	1 0	2 0	0 3	0 1	1 2	2 1	2 0	- 0	3 2	0 1	2 1	0 0	0 0	0 0	0 2
<b>PHI</b>	<b>0 1</b>	<b>3 2</b>	<b>1 0</b>	<b>1 1</b>	<b>1 0</b>	<b>0 1</b>	<b>1 1</b>	<b>0 2</b>	<b>2 1</b>	<b>1 2</b>	<b>1 1</b>	<b>2 0</b>	<b>1 1</b>	<b>- 1</b>	<b>1 1</b>	<b>0 1</b>	<b>0 2</b>	<b>0 2</b>
BRK	2 0	- 1	1 0	0 1	2 0	0 1	1 1	1 1	1 0	0 1	1 2	0 1	1 2	0 1	1 2	0 1	0 0	0 0

<b>CENTRAL DIVISION</b>																		
CLE	1 3	3 4	0 -	1 1	2 1	1 3	0 2	1 1	3 2	2 1	4 1	3 3	2 1	1 3	2 1	1 0	3 1	2 2
MIL	1 1	4 2	3 1	0 0	3 0	1 3	2 1	1 1	1 -	1 1	2 1	2 2	2 2	2 2	2 1	1 0	1 1	0 1
IND	2 0	3 2	2 1	1 0	4 0	0 3	- 2	1 1	1 1	1 1	1 2	4 3	1 1	2 2	0 1	1 1	1 1	1 1
CHI	1 2	3 2	- 4	0 0	2 1	0 2	0 1	1 2	1 0	2 0	1 3	3 1	1 1	2 1	2 2	2 2	1 1	2 1
DET	2 1	1 3	2 2	2 2	- 0	1 0	1 2	1 2	1 2	1 2	1 2	1 2	1 2	1 2	0 1	0 1	1 0	1 1

<b>SOUTHEAST DIVISION</b>																		
WAS	3 2	4 3	3 1	0 2	2 1	0 3	1 2	1 0	3 1	2 4	1 2	1 2	2 2	2 2	0 1	2 0	1 0	- 1
ATL	- 2	2 1	3 3	2 2	1 0	2 2	1 0	0 2	1 3	1 3	0 1	3 1	2 4	1 1	1 1	1 1	0 1	1 1
MIA	2 0	3 2	1 3	1 1	2 1	2 2	0 1	1 -	3 2	1 1	0 1	2 1	2 0	2 0	2 0	1 1	4 1	4 1
CHA	3 0	3 -	1 0	2 2	1 0	0 2	0 2	2 1	2 1	0 1	2 4	1 1	1 1	1 1	0 2	2 1	1 1	1 1
ORL	2 0	2 0	1 0	1 0	3 0	0 0	0 0	1 1	1 3	1 0	1 1	1 1	- 3	1 1	1 1	1 2	0 2	2 2

<b>SOUTHWEST DIVISION</b>																		
SA	1 2	2 2	1 2	3 3	2 2	3 2	1 3	2 2	1 4	3 1	2 1	2 2	2 2	2 4	- 2	2 2	2 2	2 2
HOU	0 1	2 2	2 1	4 4	1 1	- 0	2 2	2 0	1 3	3 2	3 2	3 2	2 4	2 4	2 4	1 1	1 1	2 1
MEM	1 0	1 1	1 1	2 3	1 2	2 1	1 1	- 1	1 3	2 1	1 1	2 3	1 1	2 3	1 2	2 1	3 1	3 1
NO	1 1	1 2	0 2	1 1	1 0	1 1	1 2	2 1	1 3	- 2	0 1	1 1	3 3	1 1	1 0	0 0	0 0	0 0
DAL	0 0	2 0	2 1	- 1	0 0	0 0	1 2	4 2	1 2	1 2	1 2	1 1	1 1	1 1	2 1	1 0	1 1	2 1

<b>NORTHWEST DIVISION</b>																		
UTA	2 0	2 1	0 1	3 2	2 1	2 1	1 4	1 1	2 3	3 2	2 1	2 2	3 2	3 2	2 0	- 2	2 0	- 2
OKC	1 2	2 0	1 1	2 3	1 0	1 0	2 2	3 2	1 3	4 2	- 1	2 2	2 1	2 1	2 1	3 1	3 1	1 1
POR	1 1	2 1	1 1	2 3	0 0	1 1	0 4	2 2	2 0	3 1	1 3	1 1	3 -	- 2	2 0	2 0	2 0	0 0
DEN	0 2	1 0	2 1	3 -	- 0	1 0	2 3	2 0	1 2	2 3	2 1	2 1	4 1	2 0	2 0	2 0	2 0	0 0
MIN	2 0	1 1	2 0	2 2	0 1	1 1	1 2	2 2	1 0	1 -	- 0	0 1	2 1	3 1	1 1	0 1	1 1	1 1

<b>PACIFIC DIVISION</b>																		
GS	2 1	2 2	1 1	3 3	2 2	- 3	2 4	3 2	1 2	3 4	2 4	2 2	2 4	4 4	3 1	2 2	2 1	2 1
LAC	2 1	1 2	2 2	2 1	1 0	1 0	- 3	3 2	0 1	2 2	2 2	2 1	4 3	3 3	3 1	3 1	3 1	1 1
SAC	1 1	1 0	1 0	2 2	2 1	0 0	1 2	2 2	0 0	3 2	2 0	1 1	1 3	1 -	- 0	2 1	0 0	0 0
LAL	2 0	1 0	1 0	0 1	0 1	1 1	1 -	2 1	1 2	2 1	1 1	1 1	2 0	0 2	1 0	0 0	0 0	0 0
PHO	1 1	0 1	1 0	3 0	1 0	0 1	0 2	0 1	0 0	1 2	2 1	1 1	- 1	1 1	1 2	0 0	0 0	0 0

# GENERAL INFORMATION

## 2016-17 NBA INDIVIDUAL STATISTICAL LEADERS

SCORING AVERAGE	G	FG	FT	PTS	AVG	REBOUNDS PER GAME	G	OFF	DEF	TOT	AVG	ASSISTS PER GAME	G	AST	AVG
Westbrook, OKC.	81	824	710	2558	31.6	Whiteside, Mia.	77	293	795	1088	14.1	Harden, Hou.	81	907	11.2
Harden, Hou.	81	674	746	2356	29.1	Drummond, Det.	81	345	770	1115	13.8	Wall, Was.	78	831	10.7
Thomas, Bos.	76	682	590	2199	28.9	Jordan, LA-C	81	298	816	1114	13.8	Westbrook, OKC.	81	840	10.4
Davis, N.O.	75	770	519	2099	28.0	Gobert, Utah	81	314	721	1035	12.8	Paul, LA-C	61	563	9.2
DeRozan, Tor.	74	721	545	2020	27.3	Howard, Atl.	74	296	644	940	12.7	Rubio, Min.	75	682	9.1
Lillard, Por.	75	661	488	2024	27.0	Towns, Min.	82	296	711	1007	12.3	James, Sac.-N.O.	74	646	8.7
Cousins, Sac.-N.O.	72	647	517	1942	27.0	Davis, N.O.	75	172	712	884	11.8	Teague, Ind.	82	639	7.8
James, Cle.	74	736	358	1954	26.4	Love, Cle.	60	148	518	666	11.1	Holiday, N.O.	67	488	7.3
Leonard, S.A.	74	636	469	1888	25.5	Cousins, Sac.-N.O.	72	152	642	794	11.0	Green, G.S.	76	533	7.0
Curry, G.S.	79	675	325	1999	25.3	Westbrook, OKC.	81	137	727	864	10.7	Lowry, Tor.	60	417	7.0
Irving, Cle.	72	671	297	1816	25.2	Vucevic, Ori.	75	176	603	779	10.4	Rondo, Chi.	69	461	6.7
Towns, Min.	82	802	356	2061	25.1	Gortat, Was.	82	238	611	849	10.4	Curry, G.S.	79	524	6.6
Durant, G.S.	62	551	336	1555	25.1	Jokic, Den.	73	212	506	718	9.8	McConnell, Phi.	81	534	6.6
Butler, Chi.	76	570	585	1816	23.9	Valanciunas, Tor.	80	226	533	759	9.5	Payton, Ori.	82	529	6.5
George, Ind.	75	622	336	1775	23.7	Thompson, Cle.	78	286	429	715	9.2	Bledsoe, Phil.	66	418	6.3
Wiggins, Min.	82	709	412	1933	23.6	Antetokounmpo, Mil.	80	142	558	700	8.8	Schroder, Atl.	79	499	6.3
Walker, Cha.	79	643	304	1830	23.2	James, Cle.	74	97	542	639	8.6	Crowley, Mem.	69	433	6.3
Wall, Was.	78	647	422	1805	23.1	Randle, LA-L	74	150	486	636	8.6	Batum, Cha.	77	456	5.9
Beal, Was.	77	637	282	1779	23.1	Durant, G.S.	62	39	474	513	8.3	Thomas, Bos.	76	448	5.9
McCollum, Por.	80	692	268	1837	23.0	Randolph, Mem.	73	182	416	598	8.2	Lillard, Por.	75	440	5.9
FIELD GOAL PCT.	FG	FGA	PCT	3-PT FIELD GOAL PCT.	3FG	3GA	PCT	FREE THROW PCT.	FT	FITA	PCT				
Jordan, LA-C	412	577	.714	Korver, Atl.-Cle.	162	359	.451	McCollum, Por.	268	294	.912				
Gobert, Utah	413	625	.661	Crabbe, Por.	134	302	.444	Thomas, Bos.	590	649	.909				
Capela, Hou.	362	563	.643	Ingles, Utah	123	279	.441	Irving, Cle.	297	328	.905				
Howard, Atl.	388	613	.633	Porter, Was.	148	341	.434	Gallinari, Den.	349	387	.902				
Gortat, Was.	390	674	.579	Redick, LA-C	201	468	.429	George, Ind.	336	374	.898				
Jokic, Den.	494	854	.578	Curry, G.S.	137	322	.425	Curry, G.S.	325	362	.898				
Adams, OKC.	374	655	.571	McCollum, Por.	185	439	.421	Lillard, Por.	488	545	.895				
Whiteside, Mia.	542	973	.557	Harris, Den.	107	255	.420	Bogdanovic, Brk.-Was	217	243	.893				
Valanciunas, Tor.	391	702	.557	Rubitt, Mia.	87	210	.414	Bellini, Cha.	150	168	.893				
James, Cle.	736	1344	.548	Thompson, G.S.	268	647	.414	Paul, LA-C	232	260	.892				
STEALS PER GAME	G	STL	AVG	BLOCKS PER GAME	G	BLK	AVG	MINUTES PER GAME	G	MIN	AVG				
Green, G.S.	76	154	2.03	Gobert, Utah	81	214	2.64	James, Cle.	74	2795	37.8				
Wall, Was.	78	157	2.01	Davis, N.O.	75	167	2.23	Lowry, Tor.	60	2244	37.4				
Paul, LA-C	61	119	1.95	Drummond, Det.	81	172	2.13	Wiggins, Min.	82	3048	37.0				
Covington, Phi.	67	127	1.90	Whiteside, Mia.	77	161	2.09	Butler, Chi.	76	2809	37.0				
Butler, Chi.	76	143	1.88	Pozorsing, N.Y.	66	129	1.95	Towns, Min.	82	3031	37.0				
Ariza, Hou.	80	147	1.84	Antetokounmpo, Mil.	80	151	1.89	Harden, Hou.	81	2947	36.4				
Curry, G.S.	79	142	1.80	Jordan, LA-C	81	134	1.65	Wall, Was.	78	2836	36.4				
Leonard, S.A.	74	133	1.80	Lopez, Brk.	75	124	1.65	Davis, N.O.	75	2708	36.1				
Rubio, Min.	75	128	1.71	Durant, G.S.	62	99	1.60	Lillard, Por.	75	2693	35.9				
McConnell, Phi.	81	134	1.65	Idaka, Ori.-Tor.	79	124	1.57	George, Ind.	75	2689	35.9				

## 2016-17 NBA ROOKIE STATISTICAL LEADERS

SCORING AVERAGE	G	FG	FT	PTS	AVG	REBOUNDS PER GAME	G	OFF	DEF	TOT	AVG	ASSIST PER GAME	G	AST	AVG
Saric, Phi.	81	381	172	1040	12.8	Hernandez, N.Y.	72	170	502	672	9.3	Brogdon, Mil.	75	317	4.2
Hield, N.O.-Sac.	82	327	64	866	10.6	Saric, Phi.	81	112	401	513	6.3	Ulis, Pho.	61	226	3.7
Brogdon, Mil.	75	290	109	767	10.2	Chris, Pho.	82	96	252	348	4.2	Harrison, Mem.	72	198	2.8
Murray, Den.	82	295	106	811	9.9	Ingram, LA-L	79	60	256	316	4.0	Delaney, Atl.	73	193	2.6
Ingram, LA-L	79	276	133	740	9.4	Sabonis, OKC.	81	46	242	288	3.6	Whitehead, Brk.	73	192	2.6
Chris, Pho.	82	284	113	753	9.2	Hield, N.O.-Sac.	82	35	235	270	3.3	Dunn, Min.	78	188	2.4
Hernandez, N.Y.	72	246	91	587	8.2	McGruder, Mia.	78	94	162	256	3.3	Saric, Phi.	81	282	3.2
Whitehead, Brk.	73	204	91	543	7.4	Hernandez, Den.	62	43	144	187	3.0	Ingram, LA-L	79	166	2.1
Ulis, Pho.	61	184	55	444	7.3	Brogdon, Mil.	75	47	166	213	2.8	Murray, Den.	82	170	2.1
Brown, Bos.	78	192	85	515	6.6	Brown, Bos.	78	45	175	220	2.8	Christen, OKC.	64	130	2.0
Luwawu, Phi.	69	145	105	445	6.4	Finney-Smith, Dal.	81	55	167	222	2.7	McGruder, Mia.	78	124	1.6
McGruder, Mia.	78	190	44	497	6.4	Prince, Atl.	59	25	132	157	2.7	Hield, N.O.-Sac.	82	121	1.5
Kuzminkas, N.Y.	68	158	55	425	6.3	Murray, Den.	82	41	173	214	2.6	Hernandez, N.Y.	72	196	1.3
Abrines, OKC.	68	134	44	406	6.0	Whitehead, Brk.	73	32	152	184	2.5	Luwawu, Phi.	69	75	1.1
Sabonis, OKC.	81	192	44	479	5.9	Luwawu, Phi.	69	25	124	149	2.2	McCaw, G.S.	71	77	1.1
Harrison, Mem.	82	117	148	425	5.9	Dunn, Min.	78	24	142	166	2.1	Kuzminkas, N.Y.	68	69	1.0
Prince, Atl.	59	114	74	335	5.7	Harrison, Mem.	72	23	113	136	1.9	Sabonis, OKC.	81	82	1.0
Delaney, Atl.	73	145	75	391	5.4	Kuzminkas, N.Y.	68	47	79	126	1.9	Prince, Atl.	59	55	0.9
Hernandez, Den.	62	101	57	305	4.9	Delaney, Atl.	73	10	113	123	1.7	Finney-Smith, Dal.	81	67	0.8
Bertans, S.A.	67	103	28	303	4.5	Ulis, Pho.	61	20	75	95	1.6	Brown, Bos.	78	64	0.8
FIELD GOAL PCT.	FG	FGA	PCT	3-PT FIELD GOAL PCT.	3FG	3GA	PCT	FREE THROW PCT.	FT	FITA	PCT				
Hield, N.O.-Sac.	327	767	.426	Hield, N.O.-Sac.	148	379	.391	Embiid, Phi.	191	244	.783				
Saric, Phi.	381	927	.411	Abrines, OKC.	94	247	.381	Saric, Phi.	172	220	.782				
				Murray, Den.	115	344	.334	Harrison, Mem.	148	194	.763				
				Saric, Phi.	106	341	.311	Ingram, LA-L	133	214	.621				
STEALS PER GAME	G	STL	AVG	BLOCKS PER GAME	G	BLK	AVG	MINUTES PER GAME	G	MIN	AVG				
Brogdon, Mil.	75	84	1.12	Chris, Pho.	82	70	0.85	Ingram, LA-L	79	2279	28.9				
Dunn, Min.	78	78	1.00	Hernandez, N.Y.	72	36	0.50	Brogdon, Mil.	75	1982	26.4				
Chris, Pho.	82	67	0.82	Whitehead, Brk.	73	36	0.49	Saric, Phi.	81	2129	26.3				
Ulis, Pho.	61	48	0.79	Dunn, Min.	78	36	0.46	McGruder, Mia.	78	1966	25.2				
Harrison, Mem.	72	53	0.74	Prince, Atl.	59	27	0.46	Hield, N.O.-Sac.	82	1888	23.0				
Prince, Atl.	59	43	0.73	Ingram, LA-L	79	36	0.46	Whitehead, Brk.	73	1643	22.5				
Saric, Phi.	81	57	0.70	Bertans, S.A.	67	28	0.42	Murray, Den.	82	1765	21.5				
Finney-Smith, Dal.	81	52	0.64	Sabonis, OKC.	81	32	0.40	Chris, Pho.	82	1743	21.3				
Murray, Den.	82	51	0.62	Saric, Phi.	81	30	0.37	Harrison, Mem.	72	1474	20.5				
Ingram, LA-L	79	49	0.62	Finney-Smith, Dal.	81	25	0.31	Finney-Smith, Dal.	81	1642	20.3				

YEAR IN REVIEW









# OPPONENTS







# ATLANTA HAWKS



## GENERAL INFORMATION



Mike Budenholzer

Franchise Timeline (Established) ..... Tri-Cities Blackhawks (1949-50), Milwaukee Hawks (1951-52),  
 ..... St. Louis Hawks (1955-56), Atlanta Hawks (1968-69)  
 Address ..... Emory Sports Medicine Complex: 1968 Hawks Lane, Brookhaven , GA 30329  
 Principal Owner & Chair of the Board of Directors/NBA Governor ..... Tony Ressler  
 Vice Chair of Board of Directors ..... Grant Hill  
 Alternate NBA Governor ..... Steve Price  
 General Manager and Head of Basketball Operations ..... Travis Schlenk  
 President of Basketball Operations/Head Coach ..... Mike Budenholzer  
 Assistant Coaches ..... Darwin Ham, Taylor Jenkins, Charles Lee, Chris Jent, Patrick St. Andrews, Neven Spahija, Ben Sullivan  
 Head Athletic Trainer ..... Scottie Parker  
 Public Relations ..... Garin Narain, Jon Steinberg, Jason Rouse  
 Home Court ..... Philips Arena (18,047)

### 2017-18 SCHEDULE

11/1/17 @ PHI  
 3/30/18 @ ATL  
 4/10/18 @ ATL

### ALL-TIME SERIES RESULTS

Overall: 188-186  
 Home: 108-60  
 Away: 60-111  
 Neutral: 20-15

### PLAYOFFS

Overall: 6-1  
 Home: 4-0  
 Away: 2-1

### BROADCAST INFORMATION

Radio ..... WZGC (92.9 FM): Steve Holman,  
 Television ..... FOX Sports Southeast: Bob Rathbun, Dominique Wilkins, Andre Aldridge and Rebecca Kaple

## ALL-TIME SERIES INFORMATION

### SIXERS

Largest Margin of Victory: 47, 12/8/82  
 Most Pts. Scored: 144, 2/23/61  
 Fewest Pts. Scored: 68, 4x last 2/26/54

### HAWKS

Largest Margin of Victory: 42, 4/5/89  
 Most Pts. Scored: 149, 1/30/93  
 Fewest Pts. Scored: 59, 11/10/53

## SIXERS 2016-17 SEASON SERIES STATISTICS VS. HAWKS

PLAYER	G-S	MIN	FG-A	PCT	3FG-A	PCT	FT-A	PCT	OFF	DEF	TOT	AST	PF-DQ	STL	TO	BLK	PTS	AVG
Ilyasova	2-1	55	12-27	.444	4-11	.364	2-3	.667	2	6	8	6	5-0	1	5	2	30	15.0
Embiid	1-1	15	5-9	.556	1-1	1.000	3-4	.750	0	2	2	1	3-0	1	3	2	14	14.0
Rodriguez	2-2	54	12-22	.545	3-6	.500	0-0	---	1	6	7	9	2-0	2	4	1	27	13.5
Okafor	3-2	69	14-28	.500	0-0	---	10-14	.714	4	10	14	4	8-0	2	5	4	38	12.7
Holmes	4-1	77	18-33	.545	1-4	.250	5-6	.833	9	11	20	4	7-0	2	3	1	42	10.5
Long	1-0	16	4-5	.800	2-2	1.000	0-0	---	0	1	1	1	1-0	0	0	0	10	10.0
Saric	4-3	108	13-50	.260	6-20	.300	3-4	.750	3	19	22	8	1-0	3	8	1	35	8.8
Covington	3-3	80	8-25	.320	6-18	.333	4-4	1.000	2	12	14	3	6-0	8	9	2	26	8.7
Stauskas	4-1	124	12-34	.353	7-17	.412	3-4	.750	3	17	20	12	8-0	6	10	2	34	8.5
McConnell	4-2	116	11-23	.478	1-4	.250	6-7	.857	3	9	12	27	9-0	7	12	0	29	7.3
Anderson (TOT)	2-1	28	5-10	.500	2-5	.400	1-1	1.000	1	1	2	3	2-0	1	1	0	13	6.5
Anderson (PHI)	1-1	25	4-9	.444	1-4	.250	1-1	1.000	1	1	2	3	2-0	0	1	0	10	10.0
Grant	1-0	19	2-7	.286	0-1	.000	2-4	.500	0	3	3	0	3-0	0	1	2	6	6.0
Henderson	4-2	80	8-29	.276	3-14	.214	2-5	.400	2	8	10	7	6-0	3	4	0	21	5.3
Luwawu	4-1	63	5-15	.333	2-8	.250	5-6	.833	2	9	11	7	9-0	2	6	1	17	4.3
Noel	1-0	13	2-2	1.000	0-0	---	0-0	---	1	2	3	1	3-0	0	1	0	4	4.0
Thompson	2-0	42	2-9	.222	1-4	.250	2-2	1.000	1	7	8	1	5-0	1	2	0	7	3.5
Randle	1-0	3	1-1	1.000	1-1	1.000	0-0	---	0	0	0	0	0-0	0	1	0	3	3.0
76ERS	4	960	133-328	.405	39-115	.339	48-64	.750	34	123	157	94	78-0	38	76	18	353	88.3

## HAWKS 2016-17 SEASON SERIES STATISTICS VS. SIXERS

PLAYER	G-S	MIN	FG-A	PCT	3FG-A	PCT	FT-A	PCT	OFF	DEF	TOT	AST	PF-DQ	STL	TO	BLK	PTS	AVG	
Bazemore	4-3	96	25-46	.543	7-14	.500	3-5	.600	2	13	15	9	6-0	7	8	3	60	15.0	
Millsap	3-3	90	18-38	.474	1-6	.167	8-12	.667	2	16	18	8	5-0	2	7	2	45	15.0	
Hardaway	4-1	101	22-52	.423	10-29	.345	4-7	.571	3	9	12	9	1-0	3	6	0	58	14.5	
Korver	2-2	53	11-19	.579	6-12	.500	1-1	1.000	0	4	4	5	2-0	4	5	2	29	14.5	
Schroder	4-4	124	23-51	.451	3-5	.600	7-11	.636	1	11	12	33	5-0	5	17	2	56	14.0	
Ilyasova (TOT)	2-1	52	9-17	.529	4-9	.444	2-2	1.000	2	6	8	4	4-0	1	2	1	24	12.0	
Ilyasova (ATL)	1-1	32	5-10	.500	2-4	.500	2-2	1.000	1	2	3	3	3-0	0	2	1	14	14.0	
Howard	4-4	116	19-35	.543	0-0	---	9-15	.600	21	32	53	10	14-0	1	4	5	47	11.8	
Delaney	3-0	56	12-23	.522	2-5	.400	4-6	.667	2	3	5	11	4-0	2	2	0	30	10.0	
Sefolosa	3-1	69	10-17	.588	1-3	.333	5-7	.714	1	9	10	5	3	4-0	4	1	0	26	8.7
Humphries	4-0	68	8-20	.400	1-3	.333	8-10	.800	7	25	32	3	6-0	2	2	3	25	6.3	
Muscala	3-0	56	8-12	.667	0-2	.000	1-2	.500	3	12	15	7	6-0	4	0	2	17	5.7	
Prince	3-1	44	4-12	.333	1-4	.250	6-6	1.000	1	4	5	1	3-0	2	4	0	15	5.0	
Dunleavy (TOT)	3-0	40	5-16	.313	2-7	.286	0-0	---	1	2	3	2	4-0	0	1	0	12	4.0	
Dunleavy (ATL)	1-0	18	2-5	.400	0-0	---	0-0	---	0	2	2	1	1-0	0	0	1	4	4.0	
Tavares	1-0	4	1-1	1.000	0-0	---	0-0	.000	0	1	1	0	0-0	0	0	0	2	2.0	
Bembry	3-0	15	1-5	.200	0-1	.000	0-0	---	2	1	3	0	0-0	0	0	0	2	0.7	
Calderon (TOT)	1-0	10	0-2	.000	0-0	---	0-0	---	1	1	2	1	0-0	0	0	0	0	0.0	
Calderon (ATL)	1-0	10	0-2	.000	0-0	---	0-0	---	1	1	2	1	0-0	0	0	0	0	0.0	
Kelly	1-0	3	0-1	.000	0-0	---	0-0	---	0	0	0	1	0-0	0	0	0	0	0.0	
Scott	1-0	6	0-2	.000	0-2	.000	0-0	---	0	1	1	0	1-0	0	0	0	0	0.0	
HAWKS	4	960	169-351	.481	34-90	.378	58-86	.674	47	146	193	105	61-0	36	59	21	430	107.5	

# ATLANTA HAWKS

DATE	PHI	OPP	DATE	PHI	OPP	DATE	PHI	OPP	DATE	PHI	OPP	DATE	PHI	OPP	
11/17/49	H	W 79	76	11/26/59	A	L 95	112	1/10/68	H	L 122	134	11/30/82	A	L 97	111
12/7/49	H	W 77	69	12/1/59	N	L 101	106	2/11/68	N	W 119	93	12/8/82	H	W 132	85
12/21/49	A	W 96	84	12/2/59	W	W 130	121	2/25/68	A	W 126	119	11/1/83	A	W 109	99
1/5/50	H	W 82	73	12/26/59	H	W 117	104	11/15/68	A	W 116	115	2/9/83	H	W 106	93
2/1/50	A	L 83	91	12/28/59	A	L 106	120	1/8/69	W	L 112	111	3/30/83	H	W 120	113
2/16/50	H	W 105	74	1/14/60	H	W 119	112	1/26/69	A	W 119	115	4/21/83	A	L 97	102
3/18/50	A	W 89	88*	1/15/60	A	L 140	141*	1/29/69	H	W 119	96	11/17/83	A	L 94	99
11/20/52	H	W 89	70	1/31/60	A	L 110	117	3/6/69	A	L 99	138	10/30/83	H	W 122	110
11/16/50	A	L 75	79	2/25/60	H	W 110	105	3/15/69	H	W 122	120	2/3/84	H	L 88	99
12/14/50	H	L 69	78	10/25/60	A	L 100	123	11/11/69	A	L 107	124	2/4/84	A	L 97	102
12/20/50	A	L 83	86	11/24/60	A	L 97	132	11/22/69	A	W 132	116	3/16/84	H	L 102	105
1/10/51	A	W 97	96	11/30/60	N	W 135	126	12/27/69	A	L 107	112	3/27/84	A	L 78	97
1/25/51	H	W 113	87	12/9/60	L	L 118	131	1/2/70	H	W 121	117	10/27/84	A	W 111	108
1/26/51	N	L 70	73	12/18/60	A	L 103	104	1/13/70	H	W 136	105	1/16/85	H	W 122	99
12/13/51	H	W 89	82	12/26/60	L	L 112	133	3/17/70	H	L 125	128	2/4/85	H	W 106	92
12/25/51	N	W 70	65	1/1/61	H	W 133	128	1/16/70	H	W 118	112	3/6/85	H	W 96	86
12/27/51	H	L 68	69	1/29/61	A	L 108	125	11/10/70	A	L 104	109	4/2/85	A	L 102	91
1/22/52	A	W 93	82	2/23/61	H	W 144	116	11/22/70	A	L 115	125	11/2/85	A	L 113	114*
1/31/52	H	W 88	79	3/9/61	H	W 129	119	1/26/71	H	W 129	122	12/14/85	A	L 103	107
11/20/52	H	W 92	73	10/26/61	N	L 107	110	3/14/71	A	L 101	108	3/4/86	A	L 121	128
12/7/52	H	W 71	67	10/31/61	A	W 107	99	3/16/71	H	L 125	130	3/5/86	H	L 114	122*
12/8/52	A	L 89	101	11/3/61	H	L 94	106	10/16/71	A	W 104	102	3/26/86	H	W 112	103
1/30/53	A	L 68	84	11/25/61	A	L 108	141	11/6/71	H	W 101	96	11/2/86	H	L 113	122
2/19/53	H	W 82	72	1/10/62	H	W 134	122	12/4/71	A	L 109	126	1/7/87	A	W 109	102
3/23/53	A	L 70	75	1/23/62	A	L 107	115	1/16/72	A	L 116	124	1/14/87	H	W 96	93
11/10/53	A	W 74	59	2/2/62	H	W 135	101	2/25/72	W	L 114	110	2/23/87	A	L 103	112
11/15/53	H	W 69	61	3/7/62	H	W 129	126	3/21/72	H	W 111	117	3/18/87	H	W 109	107
1/21/53	A	W 76	69*	10/31/62	N	W 126	108	11/4/72	A	L 120	128	4/8/87	A	L 92	110
12/10/53	H	W 96	76	11/9/62	H	W 101	93	12/23/72	N	L 112	124	11/1/88	H	L 83	104
12/27/53	H	W 96	75	11/17/62	A	L 107	113	12/27/72	H	L 120	121	12/25/87	H	L 100	106
2/7/54	H	W 88	73	11/27/62	A	L 105	120	1/17/73	H	L 105	122	2/9/88	A	L 110	112
2/23/54	N	L 68	70	1/2/63	H	W 120	95	3/2/73	H	L 107	130	3/15/88	A	L 90	104
2/26/54	A	W 68	62	1/22/63	N	L 93	113	3/4/73	A	L 130	138	4/1/88	H	L 93	105
11/7/54	H	W 97	80	1/29/63	A	L 105	123	11/10/73	A	L 97	120	4/15/88	H	L 101	103*
11/13/54	A	L 72	85	1/31/63	H	W 112	100	12/26/73	A	L 118	145	11/1/88	H	W 107	105
11/25/54	H	W 91	85	2/12/63	A	L 100	128	1/11/74	N	L 120	100	12/14/88	A	L 96	103
1/25/55	H	L 79	91	11/2/63	A	L 99	128	2/8/74	H	W 104	84	1/13/89	H	W 114	101
1/9/55	A	L 72	77	11/8/63	H	W 108	106	2/11/74	A	W 116	95	4/5/89	A	L 93	135
2/12/55	H	W 92	66	12/5/63	H	L 103	106	3/22/74	H	L 106	107	1/22/89	A	L 92	100
2/14/55	N	W 82	81	12/7/63	A	L 120	129	10/22/74	A	L 92	125	12/13/89	H	W 112	103
3/4/55	A	W 99	96	12/10/63	N	L 103	113	12/23/74	H	W 100	88	4/7/90	A	W 110	108
3/13/55	H	L 76	77	1/9/64	H	W 122	115	3/21/75	W	W 114	103	4/10/90	H	L 111	123
11/12/55	A	W 91	81	2/15/64	A	L 110	118	3/22/75	A	L 100	104	11/14/90	H	W 112	104
11/20/55	H	W 84	80	2/25/64	N	L 107	115	11/23/75	A	L 111	115	11/24/90	A	W 124	121
1/2/56	A	W 84	82	3/1/64	A	W 124	111	1/24/76	H	W 130	116	2/27/91	H	W 107	103
1/12/56	H	W 93	78	10/24/64	A	L 86	126	1/25/76	A	W 112	109	3/12/91	A	W 133	129**
1/22/56	H	L 105	109	10/27/64	N	W 100	81	3/12/76	H	W 109	107	11/22/91	H	L 92	99
1/28/56	A	L 85	93	11/17/64	A	L 107	114	4/0/76	A	L 109	123	1/28/92	A	L 109	110
2/24/56	N	L 103	116	11/20/64	L	L 115	118	11/20/76	A	W 123	106	3/4/92	H	W 107	102
3/8/56	H	W 92	88	11/29/64	A	W 97	94	1/19/77	H	W 114	94	4/4/92	A	W 126	121
3/12/56	N	W 97	92	1/9/65	A	W 104	102	3/8/77	A	L 98	99	11/25/92	H	L 105	111
11/35/56	A	W 75	73	1/11/65	N	L 90	100	3/16/77	H	W 109	100	12/12/92	A	L 103	96
11/45/56	H	L 76	78	2/2/65	W	W 119	105	11/15/77	H	W 114	93	1/30/93	A	L 123	149
11/20/56	A	L 81	104	2/4/65	H	W 123	119	12/14/77	H	L 99	108	2/24/93	H	L 107	132
12/16/56	H	W 101	91	3/3/65	A	L 110	124	3/8/78	H	W 108	97	11/17/93	H	L 90	92
12/27/56	A	L 95	102	11/16/65	N	W 107	98	3/31/78	A	L 110	111*	11/27/93	A	L 79	111
1/19/57	H	L 96	104	12/30/65	A	L 113	130	10/25/78	H	W 118	117	2/26/94	A	L 102	118
2/7/57	H	W 112	110	1/8/66	A	L 105	115	11/18/78	A	L 116	124	4/16/94	A	L 94	123
1/11/57	N	L 101	107	1/9/66	A	W 127	117	12/29/78	H	W 113	107	11/22/94	A	L 99	102
2/27/57	A	W 108	93	1/24/66	A	W 104	98	3/6/79	A	L 91	94	1/18/95	A	L 92	90
11/5/57	A	L 101	115	2/24/66	N	W 110	107	10/31/79	A	L 97	102	2/6/95	H	L 92	107
11/15/57	H	W 91	86	1/2/66	H	L 89	96	11/2/79	H	L 81	85	4/11/95	H	L 106	110*
11/16/57	N	L 101	118	2/15/66	N	W 121	109	12/14/79	H	L 98	103	11/29/95	A	L 81	106
12/21/57	N	L 136	146	3/8/66	N	W 112	106	12/15/79	A	L 96	112	1/19/96	H	L 77	82
1/16/58	H	W 112	96	3/9/66	H	W 123	115	3/11/80	A	W 102	97*	4/6/96	A	W 100	99
2/2/58	A	W 102	100	10/21/66	H	W 119	110	3/26/80	H	W 84	81	12/14/96	A	L 81	106
2/8/58	H	L 102	103	11/3/66	N	W 120	108	10/25/80	A	W 113	100	3/6/97	H	L 104	117
2/23/58	H	W 101	92	11/29/66	H	W 137	116	10/31/80	H	W 107	96	4/9/97	H	L 101	116
3/7/58	A	L 100	102	12/10/66	A	W 133	123	12/2/80	A	L 108	112*	4/19/97	A	L 104	136
11/18/58	A	W 120	94	12/16/66	H	W 124	113	12/5/80	H	W 104	100	11/5/97	H	L 88	93
11/26/58	H	L 107	112	1/13/67	H	W 125	107	2/3/81	A	W 97	93	1/29/98	A	L 99	108*
11/27/58	A	L 98	107	1/23/67	N	W 112	105	2/15/81	H	W 116	98	3/13/98	H	W 107	86
1/16/59	A	L 89	102	1/29/67	A	L 108	114	10/31/81	A	W 108	106	4/14/98	A	L 94	95
2/4/59	H	L 11	113	2/19/67	A	W 123	122	11/6/81	H	L 99	106	2/14/99	H	W 78	70
2/9/59	N	L 94	99	11/17/67	N	W 125	117	12/1/81	A	W 107	98	2/20/99	H	L 69	76
2/26/59	A	W 130	111	11/22/67	A	L 113	115	1/15/82	H	L 90	96	3/27/99	A	L 99	103*
2/27/59	A	L 113	128	12/15/67	H	W 107	98	3/5/82	H	W 89	80	1/25/00	A	L 101	98
3/11/59	H	L 130	132*	1/6/68	A	W 107	96	4/9/82	A	L 88	103	1/19/00	H	W 107	89

\*overtime  
\*\*double-overtime





# BOSTON CELTICS



Brad Stevens

## GENERAL INFORMATION

Franchise Timeline (Established).....Boston Celtics (1946-47)  
 Address..... 226 Causeway St., 4th Floor, Boston, Mass. 02114  
 Managing Partner, Governor & Chief Executive Officer.....Wyc Grousbeck  
 Managing Partner & Alternative Governor.....H. Irving Grousbeck, Stephen Pagliuca  
 President.....Rich Gotham  
 President of Basketball Operations.....Danny Ainge  
 Head Coach.....Brad Stevens  
 Assistant Coaches.....Jay Larranaga, Walter McCarty, Micah Shrewsbury, Jamie Young, Jerome Allen  
 Athletic Trainer.....Ed Lacerte  
 Media Relations.....Christian Megliola, Jeff Twiss, Heather Walker, Brian Olive, Taylor Kielpinski-Rogers  
 Home Court.....TD Banknorth Garden (18,624)

## BROADCAST INFORMATION

Radio.....98.5 FM: Sean Grande, Cedric Maxwell  
 Television.....Comcast SportsNet New England: Mike Gorman, Tommy Heinsohn, Abby Chin

## ALL-TIME SERIES INFORMATION

**2017-18  
SCHEDULE**  
 10/20/17 @ PHI  
 11/30/17 @ BOS  
 1/11/18 (LONDON)  
 1/18/18 @ PHI

**ALL-TIME  
SERIES RESULTS**  
 Overall: 185-255  
 Home: 121-85  
 Away: 52-148  
 Neutral: 12-22

**PLAYOFFS**  
 Overall: 46-54  
 Home: 31-16  
 Away: 15-38

### SIXERS

Largest Margin of Victory: 42, 10/29/66  
 Most Pts. Scored: 150, 3/6/70  
 Fewest Pts. Scored: 65, 3/28/04

### CELTICS

Largest Margin of Victory: 37, 12/20/87  
 Most Pts. Scored: 148, 1/19/63  
 Fewest Pts. Scored: 65, 2/17/53

## SIXERS 2016-17 SEASON SERIES STATISTICS VS. CELTICS

PLAYER	G-GS	MIN	FG-A	PCT	3FG-A	PCT	FT-A	PCT	OFF	DEF	TOT	AST	PF-DQ	STL	TO	BLK	PTS	AVG
Embiid	1-1	26	6-12	.500	1-3	.333	10-10	1.000	0	8	8	3	6-1	0	4	2	23	23.0
Saric	4-1	116	29-59	.492	6-21	.286	8-8	1.000	5	29	34	7	6-0	4	9	1	72	18.0
Noel	2-1	56	13-18	.722	0-0	---	3-4	.750	5	10	15	5	10-0	5	4	3	29	14.5
Covington	3-3	102	16-33	.485	8-16	.500	3-4	.750	4	15	19	4	8-0	8	7	4	43	14.3
Ilyasova	3-3	77	16-44	.364	7-24	.292	4-4	1.000	3	8	11	5	8-0	3	5	2	43	14.3
Henderson	4-2	102	15-32	.469	5-11	.455	16-20	.800	1	9	10	4	9-0	2	6	1	51	12.8
Rodriguez	3-1	72	12-24	.500	7-12	.583	1-1	1.000	3	8	11	20	7-0	3	8	0	32	10.7
Stauskas	4-2	115	10-33	.303	6-23	.261	8-10	.800	2	15	17	6	7-0	3	7	5	34	8.5
Long	1-0	7	3-4	.750	0-0	---	2-4	.500	3	1	4	0	5-0	0	0	0	8	8.0
McConnell	4-3	108	15-26	.577	0-1	.000	1-2	.500	1	11	12	34	4-0	7	7	0	31	7.8
Okafor	3-2	62	10-18	.556	0-0	---	3-6	.500	2	7	9	5	8-0	1	4	4	23	7.7
Holmes	2-0	40	4-8	.500	0-2	.000	3-4	.750	2	7	9	6	4-0	2	2	4	11	5.5
Luwawu	4-1	62	6-20	.300	3-11	.273	5-8	.625	1	7	8	3	8-0	1	4	0	20	5.0
Thompson	1-0	17	2-5	.400	1-1	1.000	0-0	---	0	2	2	0	2-0	0	0	0	5	5.0
Anderson (TOT)	2-0	22	3-4	.750	0-0	---	0-0	---	1	2	3	1	1-0	1	1	1	6	3.0
76ERS	4	960	157-336	.467	44-125	.352	67-85	.788	32	137	169	102	92-1	39	70	26	425	106.3

## CELTICS 2016-17 SEASON SERIES STATISTICS VS. SIXERS

PLAYER	G-GS	MIN	FG-A	PCT	3FG-A	PCT	FT-A	PCT	OFF	DEF	TOT	AST	PF-DQ	STL	TO	BLK	PTS	AVG
Thomas	3-3	102	26-52	.500	8-14	.571	34-39	.872	3	9	12	13	9-0	1	13	0	94	31.3
Bradley	3-3	102	25-54	.463	7-22	.318	2-3	.667	5	16	21	6	2-0	4	5	0	59	19.7
Horford	4-4	129	26-49	.531	8-15	.533	9-12	.750	6	23	29	15	11-0	3	7	5	69	17.3
Smart	4-2	132	16-41	.390	5-19	.263	13-17	.765	2	14	16	24	5-0	12	11	3	50	12.5
Crowder	4-4	134	12-38	.316	5-16	.313	14-17	.824	4	13	17	12	11-0	5	5	2	43	10.8
Olymyk	4-0	67	13-21	.619	4-8	.500	12-16	.750	2	10	12	10	14-0	1	7	0	42	10.5
Young	1-0	22	4-7	.571	1-2	.500	1-1	1.000	1	2	3	0	2-0	1	0	1	10	10.0
Johnson	4-4	80	9-15	.600	2-4	.500	3-4	.750	1	14	15	9	7-0	2	4	6	23	5.8
Rozier	4-0	66	5-22	.227	2-9	.222	4-4	1.000	7	10	17	4	3-0	1	7	2	16	4.0
Green	4-0	27	3-11	.273	2-6	.333	1-2	.500	0	2	2	1	2-0	1	1	1	9	2.3
Jerebko	4-0	56	3-9	.333	2-6	.333	1-2	.500	1	7	8	2	6-0	0	3	2	9	2.3
Brown	3-0	32	2-7	.286	0-2	.000	2-2	1.000	0	5	5	1	2-0	1	2	1	6	2.0
Zeller	2-0	13	1-1	1.000	0-0	---	0-0	---	0	2	2	1	2-0	0	1	0	2	1.0
CELTICS	4	960	145-327	.443	46-123	.374	96-119	.807	32	127	159	98	76-0	32	71	23	432	108.0





# BROOKLYN NETS



Kenny Atkinson

## GENERAL INFORMATION

Franchise Timeline (Established) ..... New Jersey Nets (1977-78), Brooklyn Nets (2012-13)  
 Address ..... HSS Training Center (168 39th St., 8th Floor) Brooklyn, NY 11232  
 Principal Owner ..... Mikhail Prokhorov  
 Chief Executive Officer ..... Brett Yormark  
 General Manager ..... Sean Marks  
 Head Coach ..... Kenny Atkinson  
 Assistant Coaches ..... Jacque Vaughn, Chris Fleming, Bret Brielmaier, Adam Harrington and Jordan Ott  
 Head Athletic Trainer/Physical Therapist ..... Lloyd Beckett  
 Public Relations ..... Aaron Harris, Eli Pearlstein, Mitch Heckart, Megan Walsh  
 Home Court ..... Barclays Center (17,732)

### 2017-18 SCHEDULE

1/31/18 @BKN  
 3/1/18 @ BKN  
 3/16/18 @ PHI  
 4/3/18 @ PHI

### ALL-TIME SERIES RESULTS

Overall: 108-80  
 Home: 60-34  
 Away: 48-46

### PLAYOFFS

Overall: 4-3  
 Home: 1-3  
 Away: 3-0

## BROADCAST INFORMATION

Radio.....WFAN (660 AM/101.9 FM); Chris Carrino, Tim Capstraw  
 Television.....YES Network; Ian Eagle, Ryan Ruocco, Sarah Kustok, Jim Spanarkel, Michael Gray

## ALL-TIME SERIES INFORMATION

### SIXERS

Largest Margin of Victory: 35, 2/5/86  
 Most Pts. Scored: 142, 2/5/86  
 Fewest Pts. Scored: 67, 4/5/09

### NETS

Largest Margin of Victory: 36, 12/16/13  
 Most Pts. Scored: 131, 3/15/16  
 Fewest Pts. Scored: 77, 12/14/10

## SIXERS 2016-17 SEASON SERIES STATISTICS VS. NETS

PLAYER	G-GS	MIN	FG-A	PCT	3FG-A	PCT	FT-A	PCT	OFF	DEF	TOT	AST	PF-DQ	STL	TO	BLK	PTS	AVG
Embiid	2-2	51	20-31	.645	2-6	.333	11-13	.846	3	12	15	5	6-0	2	6	5	53	26.5
Ilyasova	2-1	56	12-28	.429	5-14	.357	7-9	.778	2	9	11	4	5-0	0	2	2	36	18.0
Luwawu	2-2	70	11-27	.407	7-21	.333	7-8	.875	2	10	12	6	7-0	4	3	1	36	18.0
Covington	3-3	111	19-38	.500	3-15	20.0	10-10	1.000	6	23	29	4	8-0	8	5	3	51	17.0
Holmes	2-2	49	11-23	.478	2-6	.333	5-6	.833	2	9	11	6	5-0	1	3	3	29	14.5
Saric	4-2	110	20-47	.426	6-19	.316	12-15	.800	4	19	23	5	6-0	2	10	1	58	14.5
Anderson (TOT)	2-1	52	8-21	.381	4-10	.400	2-3	.667	3	6	9	4	3-0	0	2	2	22	11.0
Anderson (PHI)	2-1	52	8-21	.381	4-10	.400	2-3	.667	3	6	9	4	3-0	0	2	2	22	11.0
Long	2-0	27	9-14	.643	0-1	.000	2-4	.500	5	4	9	3	8-0	1	3	0	20	10.0
Poythress	1-0	28	4-10	.400	1-2	.500	1-3	.333	5	2	7	3	4-0	1	0	0	10	10.0
Stauskas	3-1	88	9-24	.375	6-14	.429	6-6	1.000	1	12	13	10	8-0	0	7	2	30	10.0
Henderson	3-1	68	10-23	.435	2-5	.400	4-5	.800	0	5	5	5	4-0	1	0	0	26	8.7
McConnell	4-3	129	14-42	.333	1-5	.200	4-4	1.000	1	14	15	29	6-0	6	9	2	33	8.3
Noel	1-0	24	3-8	.375	0-0	---	2-2	1.000	2	2	4	0	1-0	3	0	0	8	8.0
Rodríguez	2-1	35	5-17	.294	3-5	.600	0-0	---	1	1	2	8	4-0	1	3	0	13	6.5
Splitter (TOT)	2-0	15	2-5	.400	0-1	.000	4-4	1.000	3	1	4	1	2-0	0	0	1	8	4.0
Splitter (PHI)	2-0	15	2-5	.400	0-1	.000	4-4	1.000	3	1	4	1	2-0	0	0	1	8	4.0
Okafor	1-1	28	0-9	.000	0-0	---	3-4	.750	5	5	10	2	3-0	0	3	1	3	3.0
Thompson	1-0	17	0-3	.000	0-2	.000	1-2	.500	0	3	3	0	0-0	0	1	0	1	1.0
76ERS	4	960	157-370	.424	42-126	.333	81-98	.827	45	137	182	95	80-0	30	57	23	437	109.3

## NETS 2016-17 SEASON SERIES STATISTICS VS. SIXERS

PLAYER	G-GS	MIN	FG-A	PCT	3FG-A	PCT	FT-A	PCT	OFF	DEF	TOT	AST	PF-DQ	STL	TO	BLK	PTS	AVG
Lopez	4-4	117	28-50	.560	9-19	.474	25-27	.926	7	17	24	17	10-0	2	5	10	90	22.5
Lin	3-2	75	15-34	.441	4-13	.308	9-12	.750	1	12	13	18	7-0	8	10	0	43	14.3
Goodwin (TOT)	1-0	22	5-6	.833	0-1	.000	4-4	1.000	0	2	2	2	0-0	1	1	0	14	14.0
Goodwin (BRK)	1-0	22	5-6	.833	0-1	.000	4-4	1.000	0	2	2	2	0-0	1	1	0	14	14.0
Bogdanovic	2-2	61	10-27	.370	4-13	.308	2-2	1.000	2	12	14	5	0-0	2	3	0	26	13.0
Dirwiddie	3-0	68	9-16	.563	2-4	.500	12-16	.750	2	7	9	15	0-0	3	4	2	32	10.7
Kilpatrick	4-1	75	14-26	.538	6-13	.462	5-6	.833	0	10	10	9	5-0	3	8	0	39	9.8
Hamilton	3-0	40	11-20	.550	3-7	.429	4-5	.800	1	5	6	2	5-0	0	0	2	29	9.7
Harris	2-1	44	7-17	.412	5-12	.417	0-0	---	0	7	7	3	4-0	2	3	0	19	9.5
Hollis-Jefferson	4-2	86	16-31	.516	0-3	.000	5-12	.417	5	14	19	6	7-0	6	8	3	37	9.3
Foye	2-2	33	3-9	.444	3-7	.429	6-6	1.000	4	4	3	4	4-0	2	2	0	17	8.5
McDaniels (TOT)	2-0	48	9-17	.529	4-9	.444	1-2	.500	0	8	8	1	4-0	3	4	1	23	7.7
McDaniels (BRK)	2-0	42	8-15	.533	3-7	.429	1-2	.500	0	6	6	1	3-0	3	3	1	20	10.0
Whitehead	3-2	67	6-17	.353	4-8	.500	3-4	.750	1	8	9	4	10-0	0	7	3	19	6.3
LeVert	4-2	78	10-22	.455	3-11	.273	1-3	.333	0	13	13	10	5-0	1	7	1	24	6.0
Booker	4-2	89	10-22	.455	0-2	.000	3-4	.750	4	18	22	9	12-0	1	4	1	23	5.8
Scola	1-0	12	2-4	.500	0-0	---	0-0	---	0	3	3	0	2-0	0	0	0	4	4.0
Acy (TOT)	2-0	27	2-10	.200	1-4	.250	1-2	.500	1	3	4	0	1-0	0	2	0	6	3.0
Acy (BRK)	2-0	27	2-10	.200	1-4	.250	1-2	.500	1	3	4	0	1-0	0	2	0	6	3.0
Nicholson (TOT)	3-0	32	4-7	.571	0-0	---	0-0	---	1	0	1	0	8-0	1	0	0	8	2.7
Nicholson (BRK)	1-0	9	1-1	1.000	0-0	---	0-0	---	0	0	0	0	4-0	0	0	0	2	2.0
Bennett	1-0	13	0-1	.000	0-0	---	0-0	---	1	3	4	1	1-0	0	1	0	0	0.0
NETS	4	960	158-328	.482	47-124	.379	81-105	.771	25	144	169	105	80-0	34	69	23	444	111.0

# BROOKLYN NETS

OPPONENTS

DATE	H/A	W/L	PHI	OPP	DATE	H/A	W/L	PHI	OPP	DATE	H/A	W/L	PHI	OPP	DATE	H/A	W/L	PHI	OPP
10/30/76	H	W	104	80	11/1/85	A	L	102	106	1/13/95	H	L	101	110	12/2/06	A	L	107	112
1/2/77	A	W	139	110	11/27/85	A	W	111	100	3/2/95	A	W	102	98	2/5/07	H	W	100	98*
2/4/77	H	L	112	113	1/14/86	A	W	123	105	3/8/95	H	L	108	115*	3/4/07	H	W	99	86
3/20/77	A	W	111	104	1/15/86	H	L	89	123	4/13/95	H	W	102	94	3/31/07	A	L	82	86
1/14/77	A	W	107	104	2/5/86	H	W	142	107	4/15/95	A	W	97	87	1/15/07	H	L	88	93
1/19/77	H	W	130	107	3/22/86	H	W	123	115	11/18/95	A	L	79	95	12/1/07	A	L	92	94*
1/14/78	A	W	136	120	12/6/86	H	W	105	100	12/23/95	H	L	85	98	3/22/08	H	W	91	87
2/19/78	H	W	120	110	12/12/86	A	L	90	123	1/12/96	A	W	107	80	4/1/08	A	W	108	99
1/18/78	H	W	123	117	2/4/87	A	W	121	95	4/8/96	H	W	82	79	12/6/08	H	L	84	95
11/14/78	A	L	108	124	3/7/87	H	L	102	114	1/17/97	H	L	103	105*	1/31/09	H	L	83	85
3/11/79	A	L	103	104	3/27/87	H	W	110	99	3/21/97	H	W	112	110	2/23/09	A	L	96	98
3/23/79	H	W	110	98	4/3/87	A	L	109	113	3/26/97	A	L	105	123	4/5/09	A	L	67	96
10/17/79	A	W	113	88	12/23/87	A	W	110	106	4/16/97	A	W	113	105	11/6/09	H	W	97	94
11/24/79	H	W	91	82	1/13/88	H	W	104	95	12/5/97	A	L	88	107	11/11/09	A	W	82	79
1/9/80	H	W	108	105	2/14/88	A	L	105	109	2/14/98	H	L	98	105	1/31/10	A	W	83	79
1/18/80	A	W	112	105	2/19/88	H	W	115	100	2/21/98	A	W	98	89	3/17/10	H	W	108	97
3/21/80	H	W	108	99	3/22/88	A	L	90	102	3/25/98	H	L	86	91	11/27/10	H	W	102	86
3/28/80	A	L	92	99	4/21/88	H	W	104	101	3/12/99	H	W	100	93*	12/14/10	A	W	82	77
10/15/80	A	W	119	111	12/16/88	A	W	114	106	4/7/99	A	W	96	92	2/2/11	A	W	106	92
11/15/80	H	W	115	108	1/11/89	H	W	103	94	4/18/99	A	L	79	86	4/1/11	H	W	115	90
12/14/80	A	W	114	107	11/28/89	A	W	123	105	11/20/99	A	W	100	96	12/5/12	H	L	90	97*
12/19/80	H	W	122	107	2/17/89	H	L	127	129*	12/23/99	A	L	94	99	4/10/12	A	W	107	88
1/14/81	H	W	110	105	3/15/89	H	W	100	96	1/17/00	H	W	101	96	4/13/12	H	L	89	95
3/17/81	A	L	120	126*	4/20/89	A	W	105	92	2/9/00	H	W	92	90	4/23/12	A	W	105	87
12/5/81	A	W	114	105	12/12/89	A	L	82	97	1/9/01	A	W	104	87	12/23/12	A	L	92	95
1/9/82	H	L	113	120	12/0/90	H	W	108	98	1/19/01	H	W	97	86	1/8/13	H	L	89	109
1/17/82	A	L	97	105	2/14/90	H	W	122	112	2/4/01	A	L	89	96	3/11/13	H	W	106	97
2/5/82	H	W	116	112	3/16/90	H	W	119	110	3/7/01	H	W	102	94	4/9/13	A	L	83	104
3/24/82	H	L	106	111	3/19/90	A	W	108	94	11/17/01	A	W	94	82	12/16/13	A	L	94	130
4/7/82	A	W	116	113	11/3/90	H	W	112	110*	3/1/02	H	W	110	102	12/20/13	H	W	121	120*
10/30/82	H	W	110	99	11/27/90	A	L	92	98	3/27/02	H	L	80	88	2/3/14	A	L	102	108
11/13/82	A	W	110	100	11/29/91	H	W	109	99	3/30/02	A	L	92	102	4/5/14	H	L	101	105
3/6/83	A	L	106	112	12/3/91	A	W	103	90	1/15/03	H	W	108	107	11/26/14	H	L	91	99
3/25/83	H	L	92	101	3/26/91	A	L	95	98*	2/5/03	H	L	85	111	12/12/14	A	L	70	88
4/1/83	H	L	104	111	11/6/91	H	W	107	105	2/16/03	A	W	90	83	1/9/15	A	W	90	88
4/15/83	A	W	100	98	12/3/91	A	L	86	88	3/16/03	A	W	92	87	3/14/15	H	L	87	94
11/5/83	A	W	119	112	1/25/92	H	W	115	94	1/9/04	H	W	97	81	12/10/15	A	L	91	100
12/9/83	H	L	93	100	2/12/92	H	L	87	102	1/27/04	H	L	76	94	2/6/16	H	W	103	98
1/6/84	H	W	108	104	2/14/92	A	L	99	107	2/8/04	A	L	87	99	3/11/16	H	W	95	89
2/17/84	H	W	114	109	11/6/92	H	L	111	114	4/11/04	A	L	75	89	3/15/16	A	L	131	114
2/21/84	A	L	116	119*	11/21/92	A	W	104	95	11/10/04	H	W	108	100*	12/18/16	H	W	108	107
4/10/84	A	L	102	106	1/6/93	H	W	132	106	2/7/05	A	L	97	107*	1/8/17	A	W	105	95
10/30/84	A	W	118	96	1/15/93	A	L	105	110*	3/2/05	H	L	93	99	3/28/17	A	W	106	101
12/2/84	H	W	114	112	3/30/93	A	L	77	91	4/17/05	A	L	83	104	4/4/17	H	L	118	141
12/22/84	H	W	107	93	11/13/93	A	W	98	97	12/10/05	A	W	107	95	*overtime				
2/2/85	A	L	96	101	2/23/94	H	L	102	106	1/18/06	H	L	90	101	**double-overtime				
3/16/85	H	W	127	107	3/6/94	A	L	99	126	4/12/06	A	W	116	96					
4/10/85	A	L	100	125	4/19/94	H	L	110	115	4/18/06	H	W	91	88					



# CHARLOTTE HORNETS



Steve Clifford

## GENERAL INFORMATION

Franchise Timeline (Established) .....Charlotte Hornets (1988-89), Charlotte Bobcats (2004-05),  
 ..... Charlotte Hornets (2014-15)  
 Address.....333 E. Trade Street; Charlotte, NC 28202  
 Chairman..... Michael Jordan  
 Vice Chairman .....Curtis Polk  
 General Manager.....Rich Cho  
 Assistant General Manager.....Buzz Peterson  
 Head Coach .....Steve Clifford  
 Associate Head Coach..... Stephen Silas  
 Assistant Coaches .....Pat Delany, Eddie Jordan, Steve Hetzel, Bruce Krutetz, Mike Batiste  
 Head Athletic Trainer .....Steve Stricker  
 Public Relations .....Mike Cristaldi, Josh Rosen, Brian Travis  
 Home Court..... Spectrum Center(19,077)

## BROADCAST INFORMATION

Radio.....WFNZ: Steve Martin, Matt Carroll  
 Cable Television.....FOX Sports Southeast: Eric Collins, Dell Curry, Stephanie Ready

### 2017-18 SCHEDULE

3/2/18 @ PHI  
 3/6/18 @ CHA  
 3/19/18 @ PHI  
 4/1/18 @CHA

### ALL-TIME SERIES RESULTS

Overall: 42-58  
 Home: 28-21  
 Away: 14-37

### PLAYOFFS

Overall: 3-1  
 Home: 2-0  
 Away: 1-1

## ALL-TIME SERIES INFORMATION

### SIXERS

Largest Margin of Victory: 32, 3/11/05  
 Most Pts. Scored: 125, 2/7/94  
 Fewest Pts. Scored: 66, 4/5/95

### HORNETS

Largest Margin of Victory: 52, 2/27/92  
 Most Pts. Scored: 136, 2/27/92  
 Fewest Pts. Scored: 63, 11/7/07

## SIXERS 2016-17 SEASON SERIES STATISTICS VS. HORNETS

PLAYER	G-GS	MIN	FG-A	PCT	3FG-A	PCT	FT-A	PCT	OFF	DEF	TOT	AST	PF-DQ	STL	TO	BLK	PTS	AVG
Embiid	1-1	28	6-12	.500	0-5	.000	12-14	.857	0	8	8	1	5-0	2	5	3	24	24.0
Saric	3-1	81	18-40	.450	8-17	.471	3-5	.600	7	17	24	6	4-0	2	8	1	47	15.7
Okafor	1-0	24	4-8	.500	0-0	---	4-5	.800	1	4	5	1	3-0	1	1	0	12	12.0
Covington	3-3	84	12-35	.343	8-24	.333	2-3	.667	5	9	14	3	12-0	6	9	2	34	11.3
Henderson	3-2	77	12-22	.545	3-8	.375	5-6	.833	0	10	10	8	7-0	0	5	1	32	10.7
Ilyasova	3-2	73	12-33	.364	5-17	.294	2-2	1.000	4	12	16	7	8-0	3	3	0	31	10.3
Anderson (TOT)	2-0	35	6-14	.429	4-7	.571	4-4	1.000	1	3	4	0	4-0	1	3	0	20	10.0
Rodriguez	3-1	54	10-21	.476	7-15	.467	2-2	1.000	1	3	4	12	4-0	2	8	1	29	9.7
Noel	2-1	48	8-9	.889	0-0	---	2-3	.667	2	7	9	2	4-0	4	3	6	18	9.0
Stauskas	3-1	86	8-22	.364	5-12	.417	5-6	.833	2	12	14	5	7-0	1	5	0	26	8.7
McConnell	3-2	89	11-23	.478	0-4	.000	0-0	---	1	7	8	21	5-0	7	6	0	22	7.3
Holmes	2-1	31	5-7	.714	1-1	1.000	3-6	.500	3	4	7	2	5-0	0	2	2	14	7.0
Thompson	1-0	20	2-9	.222	0-3	.000	0-0	---	1	4	5	1	3-0	1	0	0	4	4.0
Luwawu	3-0	24	3-7	.429	1-3	.333	0-0	---	0	2	2	4	5-0	0	0	0	7	2.3
76ERS	3	720	111-248	.448	38-109	.349	40-52	.769	27	99	126	73	72-0	29	61	16	300	100.0

## HORNETS 2016-17 SEASON SERIES STATISTICS VS. SIXERS

PLAYER	G-GS	MIN	FG-A	PCT	3FG-A	PCT	FT-A	PCT	OFF	DEF	TOT	AST	PF-DQ	STL	TO	BLK	PTS	AVG
Walker	3-3	113	24-54	.444	5-18	.278	15-17	.882	2	12	14	13	5-0	4	10	0	68	22.7
Batum	3-3	104	19-42	.452	8-18	.444	9-9	1.000	3	10	13	10	4-0	4	6	0	55	18.3
Zeller	2-2	62	11-21	.524	0-0	---	7-10	.700	6	5	11	1	10-0	3	3	2	29	14.5
Lamb	1-0	15	4-8	.500	2-3	.667	2-3	.667	0	0	0	0	4-0	1	0	0	12	12.0
Kaminsky	3-1	84	13-38	.342	4-16	.250	1-4	.250	5	13	18	3	2-0	2	6	3	31	10.3
Belinelli	3-0	71	8-25	.320	5-13	.385	4-5	.800	0	11	11	7	3-0	3	9	1	25	8.3
Haves	1-0	15	3-3	1.000	0-0	---	2-2	1.000	0	0	0	2	0-0	0	2	1	8	8.0
Kidd-Gilchrist	3-3	99	6-12	.500	0-0	---	12-14	.857	8	24	32	7	12-0	6	5	3	24	8.0
Roberts	1-0	10	2-3	.667	2-2	1.000	2-2	1.000	0	0	0	2	0-0	0	2	0	8	8.0
Williams	3-3	91	7-25	.280	4-16	.250	5-6	.833	2	9	11	3	6-0	4	4	0	23	7.7
Hibbert	1-0	10	0-1	.000	0-0	---	4-4	1.000	1	0	1	0	4-0	0	0	0	4	4.0
Sessions	2-0	31	2-8	.250	0-2	.000	4-6	.667	1	3	4	7	0-0	2	1	0	8	4.0
Plumlee (TOT)	3-1	27	4-8	.500	0-0	---	0-0	---	1	9	10	0	6-0	2	3	1	8	2.7
Plumlee (CHA)	1-0	9	2-2	1.000	0-0	---	0-0	---	0	3	3	0	2-0	1	1	0	4	4.0
Graham	2-0	6	0-0	---	0-0	---	2-2	1.000	0	0	0	0	1-0	1	0	0	2	1.0
HORNETS	3	720	101-242	.417	30-88	.341	69-84	.821	28	90	118	55	53-0	31	49	10	301	100.3

# CHARLOTTE HORNETS

DATE	H/A	W/L	PHI	OPP	DATE	H/A	W/L	PHI	OPP
11/25/88	H	L	123	116	11/14/01	H	L	100	86
12/1/88	A	L	107	109	12/19/01	H	L	85	94
1/15/89	A	W	116	109	1/17/02	A	L	93	88
1/16/90	H	L	122	127	2/7/02	A	W	100	93
4/7/89	A	W	118	108	1/19/05	A	W	107	105
4/14/89	H	L	115	119	3/11/05	H	W	112	80
11/15/89	H	W	109	96	4/6/05	H	W	106	103
4/14/90	A	W	109	102	11/4/05	H	L	93	110
11/19/90	H	W	109	101	12/9/05	H	W	119	115
1/26/91	A	L	75	79	2/8/06	A	L	92	100
3/28/91	A	L	90	94	4/19/06	A	L	86	96
3/29/91	H	W	124	107	1/13/07	A	L	83	89
12/23/91	H	L	106	114	2/7/07	H	W	92	83
2/27/92	A	L	84	136	2/23/07	A	L	87	102
3/19/92	H	L	116	123	3/23/07	H	W	106	97
4/17/92	H	W	122	112	11/7/07	H	W	94	63
11/24/92	A	L	119	127	1/26/08	A	W	103	96
2/3/93	H	L	118	129	4/16/08	A	L	109	115
4/9/93	H	L	113	122	11/24/08	A	L	84	93
4/12/93	A	L	101	120	1/9/09	H	W	93	87
1/19/94	A	L	103	115	3/27/09	H	L	95	100
2/7/94	H	W	125	117	4/7/09	A	L	98	101
3/22/94	A	L	91	125	11/18/09	H	W	86	84
4/9/94	H	L	122	127	12/5/09	A	L	105	106
12/22/94	A	L	91	103	3/10/10	H	L	81	102
3/29/95	H	W	99	81	3/31/10	A	L	84	103
4/5/95	A	L	66	84	12/4/10	H	W	109	91
4/17/95	H	L	90	101	1/17/11	H	W	96	92*
11/4/95	A	L	108	119	1/20/11	A	L	97	100
11/10/95	H	W	104	90	1/27/12	H	W	89	72
1/27/96	A	L	105	110	2/13/12	A	W	98	89
4/14/96	H	L	78	94	3/19/12	A	W	105	80
12/13/96	A	L	75	84	11/30/12	A	W	104	98
12/17/96	H	L	84	93	2/9/13	H	W	87	76
3/15/97	H	L	99	107	3/30/13	H	W	100	92
4/6/97	A	L	113	115	4/3/13	A	L	83	88
2/13/98	A	L	96	103	12/6/13	A	L	88	105
3/31/98	A	L	93	101	1/15/14	H	W	95	92
4/8/98	H	W	109	101	4/2/14	H	L	93	123
2/5/99	A	W	78	66	4/12/14	A	L	105	111
3/10/99	H	W	85	70	12/19/14	H	L	91	109
5/4/99	A	L	110	117	2/7/15	H	W	89	81
12/11/99	H	L	84	106	4/4/15	A	L	91	92
1/20/00	A	L	100	109	11/20/15	A	L	88	113
2/15/00	H	L	93	95	3/2/16	H	L	99	119
3/20/00	A	W	102	96	3/29/16	H	L	85	100
11/22/00	A	L	73	88	4/1/16	A	L	91	100
12/1/00	H	W	95	74	11/2/16	A	L	93	109
1/15/01	H	W	84	79	1/13/17	H	W	102	93
2/24/01	A	L	85	86	2/13/17	A	W	105	99

\*overtime





# CHICAGO BULLS



Fred Hoiberg

## GENERAL INFORMATION

Franchise Timeline (Established) ..... Chicago Bulls (1966-67)  
 Address ..... 1901 West Madison Street; Chicago, Ill. 60612  
 Chairman ..... Jerry Reinsdorf  
 President and Chief Operating Officer ..... Michael Reinsdorf  
 Executive Vice President-Basketball Operations ..... John Paxson  
 General Manager ..... Gar Forman  
 Head Coach ..... Fred Hoiberg  
 Associate Head Coach ..... Jim Boylen  
 Assistant Coaches ..... Randy Brown, Charlie Henry, Pete Myers, Mike Wilhelm  
 Director of Sports Performance ..... Chip Schaefer  
 Head Athletic Trainer ..... Jeff Tanaka  
 Media Relations ..... Tim Hallam, Matt Yob, Beth Esler, Kristen Deahl  
 Home Court ..... United Center (20,917)

**2017-18  
SCHEDULE**  
 12/18/17 @CHI  
 1/24/18 @PHI  
 2/22/18 @CHI

**ALL-TIME  
SERIES RESULTS**  
 Overall: 117-104  
 Home: 65-40  
 Away: 48-62  
 Neutral: 4-2

**PLAYOFFS**  
 Overall: 6-10  
 Home: 5-2  
 Away: 1-8

## BROADCAST INFORMATION

Radio ..... WLS (AM 890); Chuck Swirsky, Bill Wennington,  
 Spanish Radio ..... WRTO (1200 AM); Omar Ramos, Matthew Moreno  
 Television ..... WGN (Ch. 9); Neil Funk, Stacey King  
 Cable Television ..... Comcast SportsNet Chicago; Neil Funk, Stacey King

## ALL-TIME SERIES INFORMATION

**SIXERS** Largest Margin of Victory: 41, 11/11/80  
 Most Pts. Scored: 145, 2x last 11/10/82  
 Fewest Pts. Scored: 74, 11/1/97

**BULLS** Largest Margin of Victory: 45, 12/21/10  
 Most Pts. Scored: 148, 11/19/71  
 Fewest Pts. Scored: 67, 3/14/01

## SIXERS 2016-17 SEASON SERIES STATISTICS VS. BULLS

PLAYER	G-GS	MIN	FG-A	PCT	3FG-A	PCT	FT-A	PCT	OFF	DEF	TOT	AST	PF-DQ	STL	TO	BLK	PTS	AVG
Ilyasova	2-2	61	16-27	.593	3-9	.333	10-13	.769	6	12	18	3	3-0	1	4	0	45	22.5
Saric	4-2	95	18-39	.462	3-11	.273	12-16	.750	4	26	30	7	8-0	2	10	1	51	12.8
Noel	1-1	25	6-11	.545	0-0	---	0-0	---	1	5	6	2	5-0	2	0	3	12	12.0
Stauskas	4-1	106	17-37	.459	8-17	.471	5-8	.625	1	10	11	12	3-0	1	6	4	47	11.8
Bayless	1-1	26	4-10	.400	1-1	1.000	2-2	1.000	1	3	4	2	1-0	0	2	0	11	11.0
Long	2-0	32	10-19	.526	0-2	.000	2-3	.667	6	9	15	1	6-0	2	1	0	22	11.0
Thompson	1-0	21	4-5	.800	3-3	1.000	0-0	---	0	5	5	2	3-0	2	0	0	11	11.0
Covington	3-3	86	10-27	.370	4-14	.286	8-11	.727	4	15	19	3	11-0	6	6	5	32	10.7
Okafor	1-1	27	5-11	.455	0-0	---	0-0	---	0	1	5	6	1	3-0	1	1	10	10.0
Holmes	4-2	103	14-37	.378	2-8	.250	5-5	1.000	8	13	21	3	9-0	4	5	5	35	8.8
McConnell	4-3	107	15-34	.441	0-4	.000	3-3	1.000	3	13	16	29	4-0	8	12	1	33	8.3
Anderson (TOT)	3-1	56	8-18	.444	3-8	.375	5-8	.625	2	7	9	0	3-0	2	2	1	24	8.0
Anderson (PHI)	2-1	45	7-15	.467	2-7	.286	3-4	.750	1	5	6	0	3-0	1	2	0	19	9.5
Lanawu	4-2	76	11-27	.407	1-11	.091	9-9	1.000	1	7	8	6	8-0	3	4	1	32	8.0
Henderson	4-1	73	9-25	.360	4-8	.500	1-3	.333	2	8	10	4	10-1	1	3	2	23	5.8
Rodriguez	3-0	42	6-16	.375	3-9	.333	0-0	---	1	6	7	11	4-0	1	6	0	15	5.0
Poythress	1-0	26	1-6	.167	0-3	.000	2-2	1.000	0	4	4	0	2-0	0	0	0	4	4.0
Splitter (TOT)	1-0	5	1-3	.333	0-0	---	0-0	---	0	1	1	0	1-0	0	0	2	2.0	2.0
Splitter (PHI)	1-0	5	1-3	.333	0-0	---	0-0	---	0	1	1	0	1-0	0	0	2	2.0	2.0
Randle	1-0	5	0-2	.000	0-1	.000	0-0	---	0	0	0	0	0-0	0	0	0	0	0.0
76ERS	4	960	154-351	.439	34-108	.315	62-81	.765	40	147	187	86	84-0	35	64	23	404	101.0

## BULLS 2016-17 SEASON SERIES STATISTICS VS. SIXERS

PLAYER	G-GS	MIN	FG-A	PCT	3FG-A	PCT	FT-A	PCT	OFF	DEF	TOT	AST	PF-DQ	STL	TO	BLK	PTS	AVG	
Butler	4-4	148	33-69	.478	1-4	.250	42-51	.824	6	23	29	31	4-0	10	9	0	109	27.3	
Wade	2-2	55	17-30	.567	1-3	.333	5-7	.714	3	8	11	8	3-0	6	5	1	40	20.0	
McDermott	1-0	20	5-9	.556	2-3	.667	2-2	1.000	0	3	3	0	0-0	0	0	0	14	14.0	
Mirotic	4-2	103	21-37	.568	12-20	.600	2-5	.400	6	12	18	8	5-0	3	7	1	56	14.0	
Gibson	---	1	22	4-5	.800	0-0	---	4-5	.800	0	6	6	1	2-0	0	3	2	12	12.0
Lopez	4-4	104	17-43	.395	0-0	---	7-9	.778	10	12	22	5	4-0	1	5	8	41	10.3	
Portis	4-1	75	19-31	.613	1-3	.333	0-0	---	9	24	33	5	9-0	0	2	2	39	9.8	
Lauvergne (TOT)	2-0	30	8-17	.471	0-2	.000	2-3	.667	4	2	6	1	1-0	2	5	0	18	9.0	
Lauvergne (CHI)	2-0	30	8-17	.471	0-2	.000	2-3	.667	4	2	6	1	1-0	2	5	0	18	9.0	
Zipser	3-2	77	9-21	.429	4-9	.444	0-0	---	1	8	9	1	3-0	1	2	0	22	7.3	
Grant	3-2	55	7-16	.438	2-5	.400	4-4	1.000	0	9	9	5	6-0	2	3	1	20	6.7	
Morrow (TOT)	2-0	39	4-13	.308	1-5	.200	3-3	1.000	1	1	2	3	2-0	0	0	0	12	6.0	
Morrow (CHI)	2-0	39	4-13	.308	1-5	.200	3-3	1.000	1	1	2	3	2-0	0	0	0	12	6.0	
Rondo	3-2	68	6-20	.300	1-3	.333	5-7	.714	1	16	17	25	3-0	6	5	1	18	6.0	
Carter-Williams	2-0	34	4-14	.286	1-3	.333	2-2	1.000	0	3	3	4	9-0	0	2	3	11	5.5	
Valentine	3-0	72	5-21	.238	4-16	.250	0-0	---	2	8	10	2	7-0	2	0	0	14	4.7	
Caraian	2-0	28	2-10	.200	2-8	.250	2-2	1.000	0	5	5	1	1-0	1	3	0	8	4.0	
Felicio	3-0	25	0-5	.000	0-0	---	1-2	.500	3	8	11	2	3-0	0	1	2	1	0.3	
Hunter	1-0	4	0-0	---	0-0	---	0-0	---	0	1	1	0	0-0	0	0	0	0	0.0	
Payne (TOT)	1-0	2	0-0	---	0-0	---	0-0	---	0	1	1	0	1-0	0	0	0	0	0.0	
Payne (CHI)	1-0	2	0-0	---	0-0	---	0-0	---	0	1	1	0	1-0	0	0	0	0	0.0	
BULLS	4	960	161-361	.446	32-84	.381	81-102	.794	46	150	196	102	62-0	34	58	21	435	108.8	

# CHICAGO BULLS

DATE	H/A	W/L	PHI	OPP
11/11/66	A	W	126	113
11/13/66	H	W	132	126
11/18/66	N	W	145	120
12/6/66	H	W	129	119
12/7/66	A	W	117	103
1/4/67	H	W	136	115
1/8/67	A	W	117	108
1/19/67	N	W	127	102
3/1/67	N	L	122	129
11/24/67	A	W	122	104
11/25/67	H	L	114	119
12/16/67	A	W	143	123
1/20/68	A	W	135	111
2/9/68	H	W	118	113
3/12/68	N	W	139	115
3/16/68	A	W	144	122
10/26/68	H	W	122	118
12/5/68	A	W	109	92
2/1/69	H	W	112	104
3/4/69	A	L	113	114
3/7/69	H	W	131	113
3/13/69	A	W	113	106
11/4/69	N	W	113	109
11/18/69	A	L	119	127
12/14/69	H	W	126	121
12/31/69	H	W	129	109
1/21/70	A	L	113	117
2/20/70	A	L	119	126
10/14/70	H	W	110	107
12/1/70	A	L	91	107
1/14/71	A	L	103	108
1/15/71	H	W	99	96
2/5/71	A	L	102	114
10/12/71	A	W	114	100
11/19/71	H	L	104	148
1/5/72	H	L	107	139
2/22/72	A	L	88	119
3/24/72	H	L	99	116
10/10/72	A	L	89	95
12/8/72	H	L	102	118
1/9/73	A	L	110	126
3/9/73	N	L	84	104
11/28/73	H	W	101	96
12/6/73	A	L	98	103
2/2/74	H	L	89	105
3/19/74	A	L	94	103
11/6/74	H	W	105	90
12/28/74	A	L	91	92
2/9/75	H	W	109	97
3/18/75	A	L	96	111
10/24/75	A	W	110	103
11/5/75	H	W	115	82
2/10/76	A	W	85	84
3/17/76	H	W	108	101
11/10/76	H	W	103	88
12/14/76	A	L	88	101
3/13/77	H	L	102	106

DATE	H/A	W/L	PHI	OPP
3/29/77	A	W	119	113
11/2/77	H	L	102	103
12/16/77	A	L	110	115
12/28/77	H	W	129	125*
2/7/78	A	L	106	108
12/5/78	A	L	91	96
1/3/79	H	W	111	98
2/1/79	A	W	128	105
3/28/79	H	W	112	96
11/17/79	A	L	103	106*
2/16/80	H	W	100	92
10/29/80	H	W	115	102
11/11/80	A	W	121	80
12/10/80	H	W	113	100
1/10/81	A	W	117	102
3/4/81	H	L	100	111
3/20/81	A	L	108	120
11/1/81	H	W	117	90
12/12/81	A	W	117	114*
2/7/82	H	W	123	107
3/2/82	A	L	109	112
3/31/82	H	W	99	98
4/6/82	A	W	117	104
3/10/82	H	W	145	108
1/19/83	H	W	126	106
1/25/83	A	W	116	99
2/10/83	A	W	116	110
2/25/83	H	W	116	111
3/29/83	A	L	95	97
11/1/83	H	W	99	91
2/7/84	A	L	89	104
2/10/84	H	L	91	100
3/31/84	A	W	111	104
4/15/84	H	W	129	115
11/17/84	A	W	109	100
12/15/84	A	W	114	102
2/1/85	H	W	121	110
3/30/85	A	W	122	117
4/5/85	H	W	116	113
11/13/85	H	W	110	106
12/12/85	A	L	102	106
1/17/86	A	W	120	118*
2/12/86	H	W	106	98
2/25/86	A	W	122	108
3/19/86	H	W	118	112
1/17/87	A	L	89	105
1/30/87	H	W	121	112
2/10/87	A	L	99	104
3/11/87	H	W	117	108
3/24/87	A	L	91	93
4/10/87	H	W	98	96*
11/7/87	A	L	94	104
12/8/87	A	W	109	96
1/27/88	H	L	109	119*
2/29/88	H	W	102	101
3/3/88	A	L	93	97
3/23/88	H	L	102	118

DATE	H/A	W/L	PHI	OPP
11/15/88	A	L	107	120
11/16/88	H	W	123	110
1/25/89	H	W	120	108
3/7/89	A	W	90	88
12/9/89	A	L	105	125
12/23/89	H	W	131	104
1/26/90	H	W	120	109
3/17/90	A	L	109	114
11/2/90	A	W	124	116
1/9/91	H	L	99	107
3/22/91	H	W	95	90
4/7/91	A	W	114	111*
11/1/91	A	L	90	110
12/7/91	H	W	103	100
1/14/92	H	L	80	103
3/8/92	H	L	99	103
12/19/92	A	W	98	96
1/9/93	H	W	104	91
3/24/93	H	L	100	113
4/20/93	A	L	94	123
12/8/93	H	W	95	88*
1/17/94	A	L	91	121
3/23/94	H	L	87	99
3/29/94	A	L	103	106
11/7/94	A	L	83	98
1/11/95	H	L	77	115
3/4/95	H	L	94	106
4/1/95	A	L	84	91
1/13/96	H	L	93	120
1/16/96	H	L	104	116
3/18/96	H	L	94	98
4/12/96	A	L	82	112
11/2/96	A	L	86	115
12/21/96	H	L	105	111
3/12/97	H	L	104	108
4/7/97	A	L	102	128
11/1/97	A	L	74	94
1/15/98	H	W	106	96
4/17/98	H	L	80	87
2/25/99	A	W	98	80
3/3/99	H	W	102	86
3/30/99	A	L	81	91
11/12/99	H	W	92	86
12/17/99	H	W	77	74
3/4/00	A	W	95	84
4/18/00	A	W	93	89
12/16/00	A	W	99	91
1/17/01	H	W	99	88
3/14/01	A	W	85	67
4/18/01	H	L	86	92
12/1/01	A	W	93	76
3/28/02	A	W	99	79
4/15/02	H	L	96	98
2/12/03	H	W	119	111*
2/19/03	A	W	110	82
4/2/03	H	W	108	101
4/15/03	A	L	106	115

DATE	H/A	W/L	PHI	OPP
11/7/03	A	W	106	85
12/4/03	H	W	83	82
3/6/04	H	W	97	88
3/9/04	A	W	89	81
12/10/04	A	W	93	88
1/12/05	A	L	78	110
3/19/05	H	L	88	94
2/16/06	A	L	84	117
2/25/06	H	W	108	102
4/5/06	H	L	92	99
4/8/06	A	W	89	75
11/24/06	H	W	123	108
12/6/06	A	L	94	121
3/14/07	H	L	87	88
11/2/07	A	W	96	85
1/11/08	H	L	97	100
3/14/08	A	W	110	106
3/26/08	H	W	121	99
11/30/08	H	L	92	103
12/2/08	A	W	103	95*
3/13/09	H	W	104	101
4/9/09	A	L	99	113
11/14/09	A	L	88	94
2/3/10	H	W	106	103*
2/20/10	A	L	90	122
3/20/10	H	L	84	98
12/21/10	A	L	76	121
1/7/11	H	W	105	99
3/28/11	A	W	97	85
2/1/12	H	W	98	82
3/4/12	H	L	91	96
3/17/12	A	L	80	89
12/1/12	A	L	88	93
12/12/12	H	L	89	96
2/28/13	A	L	82	93
11/2/13	H	W	107	104
1/18/14	A	L	78	103
3/19/14	H	L	94	102
3/22/14	A	L	81	91
11/7/14	H	L	115	118
3/11/15	H	L	95	104*
4/11/15	A	L	107	114
11/9/15	H	L	88	111
12/14/15	A	L	96	115
1/14/16	H	L	111	115*
4/13/16	A	L	105	115
11/25/16	H	L	89	105
1/29/17	A	L	108	121
3/24/17	A	W	117	107*
4/6/17	H	L	90	102

\* overtime  
\*\*double-overtime



# CLEVELAND CAVALIERS



Tyronn Lue

## GENERAL INFORMATION

Franchise Timeline (Established) ..... Cleveland Cavaliers (1970-71)  
 Address ..... One Center Court; Cleveland, OH 44115-4001  
 Chairman ..... Dan Gilbert  
 General Manager ..... Koby Altman  
 Assistant General Manager ..... Mike Gansey  
 Head Coach ..... Tyronn Lue  
 Associate Head Coach ..... Larry Drew  
 Assistant Coaches ..... Jim Boylan, Mike Longabardi, James Posey, Damon Jones  
 Director of Player Development/Assistant Coach ..... Phil Handy  
 Head Athletic Trainer ..... Steve Spiro  
 Director of Team Operations ..... Mark Cashman  
 Basketball Communications ..... Tad Carper, B.J. Evans, Jeff Schaefer, Cherome Owens, Alyssa Dombrowski  
 Home Court ..... Quicken Loans Arena (20,562)

## BROADCAST INFORMATION

Radio ..... WTAM (1100 AM): John Michael, Jim Chones, Mike Snyder  
 Spanish Radio ..... LA MEGA (87.7 FM): Rafael Hernandez Brito  
 Television ..... FOX Sports Ohio: Fred McLeod, Austin Carr, Allie Clifton

## ALL-TIME SERIES INFORMATION

### SIXERS

Largest Margin of Victory: 54, 11/02/70  
 Most Pts. Scored: 148, 1/2/72  
 Fewest Pts. Scored: 67, 1/15/94

### CAVALIERS

Largest Margin of Victory: 43, 1/15/94  
 Most Pts. Scored: 131, 3/20/73  
 Fewest Pts. Scored: 68, 11/23/01

### PLAYOFFS

Overall: 3-2  
 Home: 3-0  
 Away: 0-2

## SIXERS 2016-17 SEASON SERIES STATISTICS VS. CAVALIERS

PLAYER	G-GS	MIN	FG-A	PCT	3FG-A	PCT	FT-A	PCT	OFF	DEF	TOT	AST	PF-DQ	STL	TO	BLK	PTS	AVG
Embiid	2-2	50	15-31	.484	7-8	.875	7-9	.778	6	9	15	6	5-0	1	9	7	44	22.0
Holmes	1-1	36	7-9	.778	2-2	1.000	3-5	.600	1	7	8	2	2-0	2	4	0	19	19.0
Ilyasova	2-1	57	13-23	.565	6-11	.545	2-3	.667	4	6	10	1	6-0	0	3	0	34	17.0
Long	1-0	22	7-10	.700	2-3	.667	0-0	---	3	1	4	0	1-0	1	2	1	16	16.0
Okafor	2-0	46	14-22	.636	0-0	---	0-2	.000	2	12	14	1	5-0	1	3	3	28	14.0
Henderson	3-2	75	13-29	.448	3-13	.231	2-2	1.000	1	10	11	8	9-0	3	2	1	31	10.3
Luwawu	2-1	47	7-16	.438	1-8	.125	4-5	.800	0	4	4	0	3-0	1	1	0	19	9.5
Rodriguez	2-2	60	8-18	.444	3-8	.375	0-0	---	0	8	8	18	3-0	4	5	0	19	9.5
Stauskas	3-0	72	10-21	.476	4-13	.308	1-2	.500	0	9	9	11	5-0	1	3	0	25	8.3
Anderson (TOT)	3-1	48	8-16	.500	3-7	.429	3-4	.750	4	7	11	4	6-0	1	3	2	22	7.3
Anderson (PHI)	1-1	31	4-8	.500	2-4	.500	2-2	1.000	3	6	9	3	3-0	0	2	1	12	12.0
Saric	3-2	63	8-26	.308	3-12	.250	2-4	.500	1	14	15	9	11-0	0	9	1	21	7.0
Covington	2-2	51	4-19	.211	3-15	.200	1-2	.500	1	13	14	0	4-0	4	2	2	12	6.0
McConnell	3-1	64	8-18	.444	0-0	---	2-2	1.000	3	7	10	13	4-0	3	3	0	18	6.0
Thompson	2-0	39	4-9	.444	3-7	.429	0-0	---	0	4	4	3	6-0	0	1	0	11	5.5
Splitter (TOT)	1-0	8	1-2	.500	1-1	1.000	2-3	.667	0	2	2	1	1-0	0	1	0	5	5.0
Splitter (PHI)	1-0	8	1-2	.500	1-1	1.000	2-3	.667	0	2	2	1	1-0	0	1	0	5	5.0
76ERS	3	720	123-261	.471	40-105	.381	28-41	.683	25	112	137	76	68-0	21	51	16	314	104.7

## CAVALIERS 2016-17 SEASON SERIES STATISTICS VS. SIXERS

PLAYER	G-GS	MIN	FG-A	PCT	3FG-A	PCT	FT-A	PCT	OFF	DEF	TOT	AST	PF-DQ	STL	TO	BLK	PTS	AVG
James	3-3	107	32-64	.500	5-16	.313	16-22	.727	5	22	27	33	3-0	3	12	1	85	28.3
Irving	3-3	105	28-60	.467	6-17	.353	9-10	.900	2	10	12	13	4-0	4	6	0	71	23.7
Love	3-3	95	20-43	.465	8-18	.444	15-17	.882	5	27	32	5	3-0	3	6	1	63	21.0
Korver (TOT)	2-2	53	11-19	.579	6-12	.500	1-1	1.000	0	4	4	5	2-0	4	5	2	29	14.5
Frye	2-0	35	9-17	.529	6-10	.600	0-0	---	0	3	3	2	3-0	2	1	0	24	12.0
Thompson	3-3	95	11-21	.524	0-0	---	4-8	.500	18	18	36	0	7-0	0	1	5	26	8.7
Smith	3-3	97	8-27	.296	7-21	.333	2-2	1.000	2	8	10	3	5-0	4	1	3	25	8.3
Der. Williams (TOT) 1-0	17	3-8	.375	0-2	.000	0-0	---	0	1	1	6	4	4-0	0	0	0	6	6.0
Der. Williams (CLE) 1-0	17	3-8	.375	0-2	.000	0-0	---	0	1	1	6	4	4-0	0	0	0	6	6.0
Der. Williams (TOT) 3-1	37	5-11	.455	2-5	.400	2-4	.500	1	3	4	0	3-0	0	3	0	14	4.7	
Derr. Williams (CLE) 1-0	11	2-3	.667	1-2	.500	0-0	---	0	2	2	0	1-0	0	1	0	5	5.0	
Shumpert	2-0	52	4-9	.444	1-4	.250	0-0	---	2	5	7	6	3-0	1	1	1	9	4.5
Dunleavy	2-0	22	3-11	.273	2-7	.286	0-0	---	1	0	1	1	3-0	0	2	0	8	4.0
R. Jefferson	2-0	42	3-10	.300	1-7	.143	1-1	1.000	2	5	7	1	5-0	2	1	0	8	4.0
J. Jones	2-0	14	2-2	1.000	2-2	1.000	0-0	---	0	0	0	0	2-0	1	0	0	6	3.0
Felder	1-0	3	0-2	.000	0-0	---	0-0	---	0	0	0	1	0-0	0	0	1	0	0.0
Liggins	2-0	25	0-1	.000	0-1	.000	0-2	.000	1	5	6	1	2-0	3	1	0	0	0.0
CAVALIERS	3	720	125-278	.450	39-107	.364	47-62	.758	38	106	144	72	45-0	23	35	12	336	112.0

# CLEVELAND CAVALIERS

OPPONENTS

DATE	H/A	W/L	PHI	OPP
11/2/70	H	W	141	87
12/27/70	A	L	101	114
1/16/71	H	W	115	96
3/9/71	A	W	124	113
10/24/71	A	W	111	93
10/27/71	H	W	120	106
11/28/71	A	L	120	124
12/29/71	N	L	102	103
1/2/72	A	W	148	119
2/16/72	H	W	126	116
10/25/72	H	L	108	113
10/31/72	A	L	116	126
1/12/73	N	L	109	113**
1/26/73	A	L	100	105
3/20/73	A	L	105	131
3/21/73	H	L	109	112
11/30/73	A	L	110	112
12/5/73	H	L	75	89
1/9/74	H	W	90	86
1/13/74	A	L	94	96
3/1/74	H	L	93	110
3/17/74	A	L	99	115
11/28/74	A	L	103	110
1/18/75	H	L	106	108
2/12/75	H	L	102	105
3/15/75	A	W	96	88
12/9/75	H	W	100	85
1/2/76	H	W	112	101
1/8/76	A	L	105	115
2/6/76	H	L	87	92
3/18/76	A	L	104	110
11/27/76	A	L	104	111
1/7/77	H	W	116	96
2/20/77	H	W	112	111
3/15/77	A	W	133	102
12/17/77	H	W	129	116
1/4/78	H	W	108	93
1/19/78	A	L	109	117
2/21/78	A	W	127	114
12/9/78	A	L	107	115
1/17/79	H	W	107	94
2/15/79	A	L	100	113
3/30/79	H	W	129	93
10/27/79	A	W	112	106
12/1/79	H	W	117	105
1/3/80	A	W	109	108
1/19/80	H	W	111	107
2/17/80	H	W	115	100
3/16/80	A	L	109	123
10/28/80	A	W	119	101
12/9/80	A	W	96	83
12/17/80	H	W	103	79
1/16/81	H	W	137	119
2/11/81	H	W	122	120*
3/27/81	A	W	138	117
10/30/81	H	W	128	104
11/20/81	A	W	99	94
12/11/81	H	W	131	113
3/26/82	A	W	115	111
4/2/82	H	W	135	115

DATE	H/A	W/L	PHI	OPP
11/26/82	A	W	120	102
12/15/82	H	W	99	93
1/18/83	A	W	98	90
3/27/83	H	W	94	80
4/3/83	A	W	96	84
12/16/83	H	W	115	105
1/18/84	A	L	98	106
1/18/84	A	W	109	107
1/20/84	H	W	109	106
2/23/84	A	L	109	116*
3/23/84	H	W	100	95
10/26/84	H	W	111	101
1/22/85	A	W	101	100
2/15/85	H	L	107	112
2/18/85	A	L	113	120
3/19/85	A	L	89	116
4/3/85	H	L	110	113
12/11/85	H	W	125	110
1/24/86	A	W	121	114
2/6/86	A	W	111	103
3/14/86	H	W	109	100
3/17/86	A	W	118	112*
4/4/86	H	W	122	102
3/21/86	A	L	120	123
12/17/86	H	L	107	110
1/28/87	H	W	109	107
3/10/87	A	W	100	91
3/31/87	A	W	116	105
4/1/87	H	W	108	99
11/21/87	A	L	88	101
11/24/87	H	W	108	104
1/9/88	H	W	126	110
2/17/88	H	L	107	115
4/23/88	A	L	99	104
11/23/88	H	W	104	91
1/31/89	A	L	103	118
2/18/89	A	L	100	118
3/22/89	H	W	100	97
4/11/89	A	L	90	92
11/29/89	H	W	114	84
1/12/90	H	L	102	113
1/23/90	A	W	103	88
3/13/90	A	L	102	119
11/10/90	A	L	88	104
11/23/90	H	W	111	105
3/31/91	H	W	110	101
4/21/91	A	L	110	123
11/26/91	H	L	91	95
11/27/91	A	L	97	107
1/11/92	A	L	102	108
2/5/92	H	L	108	110*
12/16/92	H	L	97	115
3/16/93	A	L	98	110
3/26/93	H	L	84	103
4/25/93	A	L	103	107
1/15/94	A	L	67	110
2/2/94	H	L	97	105
3/3/94	A	L	87	95
3/25/94	H	L	88	105
12/3/94	A	W	83	78

DATE	H/A	W/L	PHI	OPP
12/16/94	H	L	80	84
2/7/95	A	L	84	90
3/12/95	H	L	72	92
11/17/95	H	L	82	114
12/8/95	A	L	85	113
1/24/96	H	L	88	91
2/17/96	A	L	82	97
11/15/96	H	L	89	105
2/11/97	A	L	94	105
4/12/97	A	L	118	125
11/26/97	H	L	89	95
1/24/98	A	L	92	111
2/17/98	H	W	98	97
4/11/98	A	L	95	106
2/22/99	A	W	106	97
4/2/99	H	L	80	85
4/27/99	H	W	80	71
11/26/99	H	W	106	83
12/3/99	A	W	102	100*
2/18/00	H	W	104	75
3/14/00	A	W	98	97*
11/15/00	H	W	107	98
12/2/00	A	W	112	78
1/6/01	A	W	107	103
4/6/01	H	W	96	88
11/23/01	H	W	79	68
12/15/02	A	W	94	91
3/6/02	H	W	85	76
11/8/02	H	W	108	84
11/29/02	A	W	106	99
2/21/03	A	W	119	99
2/23/03	H	W	116	103
11/15/03	A	L	88	91*
12/19/03	H	L	81	88
1/24/04	A	L	87	95
3/26/04	H	W	86	71
3/4/05	H	W	98	89
3/18/05	A	W	93	81
4/8/05	H	W	103	98
11/19/05	H	L	120	123
2/4/06	A	W	100	95
2/22/06	H	W	116	107
4/4/06	A	L	91	124
11/25/06	A	L	95	108
1/24/07	A	W	118	115**
1/26/07	H	L	97	105
4/17/07	H	L	92	98
12/15/07	A	W	92	86
3/30/08	A	L	88	91
4/14/08	H	L	90	91
12/10/08	H	L	93	101
12/12/08	A	L	72	88
4/10/09	H	L	92	102
4/15/09	A	W	111	110*
11/21/09	A	L	91	97
12/16/09	H	L	101	108
3/12/10	H	L	95	100
11/5/10	H	L	116	123
11/16/10	A	L	94	101
12/7/10	H	W	117	97

DATE	H/A	W/L	PHI	OPP
2/27/11	A	W	95	91
2/11/12	A	W	99	84
3/27/12	H	W	103	85
4/18/12	A	W	103	87
11/18/12	H	W	86	79
11/21/12	A	L	83	92
3/29/13	A	W	97	87
4/14/13	H	W	91	77
11/8/13	H	W	94	79
11/9/13	A	L	125	127**
1/7/14	A	L	93	111
2/18/14	H	L	85	114
1/5/15	H	W	95	92
2/2/15	A	L	84	97
3/29/15	A	L	86	87
11/2/15	H	L	100	107
11/6/15	A	L	102	108
12/20/16	A	L	86	108
1/10/16	H	L	85	95
11/5/16	H	L	101	102
11/27/16	H	L	108	112
3/31/17	A	L	105	122

\*overtime  
\*\*double-overtime



# DALLAS MAVERICKS



Rick Carlisle

## GENERAL INFORMATION

Franchise Timeline (Established) .....Dallas Mavericks (1980-81)  
 Address .....2500 Victory Avenue; Dallas, TX 75219  
 Owner .....Mark Cuban  
 President of Basketball Operations/GM .....Donn Nelson  
 Head Coach .....Rick Carlisle  
 Assistant Coaches .....Melvin Hunt, Kaleb Calanes, Jamahl Mosley, Darrell Armstrong, Larry Shyatt  
 Assistant General Manager.....Donn Nelson  
 Head Athletic Trainer .....Keith Grant  
 Director of Athletic Performance.....Jeremy Holsopple  
 Basketball Communications .....Sarah Melton, Scott Tomlin, Alan Rakowski  
 Home Court.....American Airlines Center (19,200)

## BROADCAST INFORMATION

Radio.....ESPN Radio (103.3 FM): Chuck Cooperstein, Brad Davis  
 Spanish Radio .....ESPN Deportes (1540 AM - Spanish): Victor Villalba  
 Television.....FSN Southwest: Mark Followill, Derek Harper, Jeff Wade

### 2017-18 SCHEDULE

10/28/17 @ DAL  
 4/8/18 @ PHI

### ALL-TIME SERIES RESULTS

Overall: 34-37  
 Home: 18-18  
 Away: 16-19

## ALL-TIME SERIES INFORMATION

### SIXERS

Largest Margin of Victory: 42, 3/17/17  
 Most Pts. Scored: 133, 2/23/83  
 Fewest Pts. Scored: 70, 11/13/14

### MAVERICKS

Largest Margin of Victory: 53, 11/13/14  
 Most Pts. Scored: 129, 2/21/16  
 Fewest Pts. Scored: 74, 3/17/17

## SIXERS 2016-17 SEASON SERIES STATISTICS VS. MAVERICKS

PLAYER	G-GS	MIN	FG-A	PCT	3FG-A	PCT	FT-A	PCT	OFF	DEF	TOT	AST	PF-DQ	STL	TO	BLK	PTS	AVG
Anderson (TOT)	1-0	26	7-11	.636	2-5	.400	3-3	1.000	1	7	8	3	4-0	1	2	0	19	19.0
Anderson (PHI)	1-0	26	7-11	.636	2-5	.400	3-3	1.000	1	7	8	3	4-0	1	2	0	19	19.0
Covington	1-1	26	4-8	.500	3-6	.500	7-8	.875	0	9	9	3	2-0	0	1	1	18	18.0
Ilyasova	1-1	31	4-9	.444	1-4	.250	4-4	1.000	1	9	10	1	2-0	0	1	0	13	13.0
Okafor	2-1	46	11-24	.458	0-0	---	4-7	.571	0	4	4	2	7-0	0	7	1	26	13.0
Saric	2-1	50	6-18	.333	1-6	.167	7-10	.700	3	11	14	7	2-0	2	2	1	20	10.0
Holmes	2-1	26	9-12	.750	0-1	.000	1-2	.500	2	5	7	2	0-0	2	2	1	19	9.5
Luwawu	2-2	53	7-13	.538	3-5	.600	2-2	1.000	1	7	8	4	10-0	1	3	0	19	9.5
Rodriguez	2-0	40	7-11	.636	3-6	.500	1-2	.500	1	5	6	10	5-0	0	0	0	18	9.0
Stauskas	2-1	62	5-15	.333	4-12	.333	3-4	.750	2	8	10	4	4-0	2	3	0	17	8.5
Noel	1-0	17	4-8	.500	0-0	---	0-0	---	1	2	3	1	2-0	1	1	0	8	8.0
Randle	1-0	12	3-5	.600	1-3	.333	1-1	1.000	0	2	2	2	3-0	1	1	1	8	8.0
McConnell	2-2	51	6-11	.545	0-0	---	2-2	1.000	0	6	6	10	0-0	2	3	0	14	7.0
Henderson	2-0	31	3-10	.300	0-2	.000	4-4	1.000	1	3	4	2	1-0	1	2	0	10	5.0
Long	1-0	9	1-2	.500	0-1	.000	0-0	---	1	2	3	2	0-0	0	1	3	2	2.0
76ERS	2	480	77-157	.490	18-51	.353	39-49	.796	14	80	94	53	42-0	13	29	8	211	105.5

## MAVERICKS 2016-17 SEASON SERIES STATISTICS VS. SIXERS

PLAYER	G-GS	MIN	FG-A	PCT	3FG-A	PCT	FT-A	PCT	OFF	DEF	TOT	AST	PF-DQ	STL	TO	BLK	PTS	AVG
Curry	2-2	51	10-18	.556	4-9	.444	5-6	.833	1	3	4	7	3-0	4	4	0	29	14.5
Barea	1-0	17	4-10	.400	2-4	.500	1-2	.500	1	0	1	4	1-0	0	3	0	11	11.0
Mejri	2-0	33	9-12	.750	0-0	---	2-6	.333	8	11	19	0	3-0	1	1	1	20	10.0
Powell	2-0	28	8-17	.471	3-6	.500	1-2	.500	1	2	3	2	6-0	1	2	1	20	10.0
Barnes	2-2	56	8-20	.400	1-4	.250	2-2	1.000	2	10	12	2	4-0	3	1	0	19	9.5
Noel (TOT)	1-0	19	4-7	.571	0-0	---	1-2	.500	3	2	5	3	2-0	1	1	1	9	9.0
Noel (DAL)	1-0	19	4-7	.571	0-0	---	1-2	.500	3	2	5	3	2-0	1	1	1	9	9.0
Nowitzki	2-2	47	9-21	.429	0-2	.000	0-0	---	0	6	6	3	3-0	1	2	1	18	9.0
Ferrell (TOT)	2-2	61	5-18	.278	0-4	.000	5-5	1.000	1	7	8	8	3-0	2	4	2	15	7.5
Ferrell (DAL)	2-2	61	5-18	.278	0-4	.000	5-5	1.000	1	7	8	8	3-0	2	4	2	15	7.5
D. Harris	2-0	34	3-10	.300	3-4	.750	6-7	.857	0	4	4	5	3-0	1	0	1	15	7.5
Anderson	1-0	5	3-4	.750	1-2	.500	0-0	---	1	3	4	0	0-0	0	1	0	7	7.0
Matthews	2-2	55	4-17	.235	1-9	.111	3-4	.750	0	8	8	3	4-0	0	3	0	12	6.0
M. Harris	1-0	16	2-9	.222	0-1	.000	1-2	.500	1	5	6	2	1-0	0	1	0	5	5.0
Finney-Smith	2-0	36	1-5	.200	0-1	.000	4-6	.667	0	2	2	3	4-0	2	0	1	6	3.0
Brussino	2-0	22	0-5	.000	0-3	.000	1-1	1.000	1	2	3	1	2-0	0	0	1	0.5	
Liggins (TOT)	2-0	25	0-1	.000	0-1	.000	0-2	.000	1	5	6	1	2-0	3	1	0	0	0.0
MAVERICKS	2	480	70-173	.405	15-49	.306	32-45	.711	20	65	85	43	39-0	16	24	8	187	93.5

# DALLAS MAVERICKS

OPPONENTS

DATE	H/A	W/L	PHI	OPP
11/25/80	A	W	108	92
2/20/81	H	W	117	109
1/27/82	A	W	99	86
2/17/82	H	W	114	109
12/29/82	A	W	126	116*
2/23/83	H	W	133	101
2/15/84	A	L	116	119**
3/30/84	H	W	118	110
11/2/84	H	W	107	103
1/28/85	A	L	109	111
2/28/86	A	W	123	120
3/30/86	H	W	114	113
2/27/87	A	L	110	123
3/23/87	H	L	100	103
12/19/87	H	W	95	90
2/27/88	A	L	91	100
12/20/88	H	L	102	108
1/9/89	A	W	121	103
12/15/89	H	L	88	95
1/5/90	A	W	104	79
11/7/90	H	L	101	104
3/6/91	A	W	97	92
2/18/92	A	W	94	90
3/6/92	H	W	88	86
2/13/93	A	W	119	96
3/19/93	H	L	87	89
1/7/94	A	W	103	93
1/26/94	H	W	104	90
11/11/94	H	L	100	107
3/17/95	A	L	101	103
12/6/95	H	W	108	87
2/27/96	A	W	121	115
12/5/96	A	L	102	106
1/8/97	H	L	93	111
11/13/97	A	W	99	98
2/11/98	H	W	91	90
2/1/00	A	W	101	100
2/29/00	H	W	106	87
12/15/00	H	L	94	112
1/23/01	A	W	114	98
11/1/01	H	L	92	99
11/10/01	A	W	98	91
1/4/03	A	L	83	102
1/23/03	H	L	94	107
1/14/04	A	L	125	122**
3/22/04	H	W	107	98
1/29/05	A	W	93	89
4/1/05	H	L	83	100
11/9/05	H	W	112	97
2/27/06	A	L	92	104
12/15/06	A	L	79	93
2/11/07	H	L	89	106
11/13/07	A	L	84	99
2/11/08	H	W	84	76
1/2/09	A	L	86	96
1/19/09	H	L	93	95
11/30/09	A	L	102	104
1/22/10	H	W	92	81
11/12/10	A	L	90	99
3/1/11	H	L	93	101
2/17/12	H	L	75	82
11/27/12	H	W	100	98
12/18/12	A	L	100	107
11/18/13	A	L	94	97
2/21/14	H	L	112	124
11/13/14	A	L	70	123
11/29/14	H	L	103	110
11/16/15	H	L	86	92
2/21/16	A	L	103	129
2/21/17	A	L	95	113
3/17/17	H	W	116	74

\* overtime

\*\*double-overtime





# DENVER NUGGETS



Michael Malone

## GENERAL INFORMATION

Franchise Timeline (Established) ..... Denver Nuggets (1976-77)  
 Address ..... 1000 Chopper Circle; Denver, CO 80204  
 Owner ..... E. Stanley Kroenke  
 President & Governor ..... Josh Kroenke  
 President of Basketball Operations ..... Tim Connelly  
 General Manager ..... Arturas Karnisovas  
 Head Coach ..... Michael Malone  
 Assistant Coaches ..... Wes Unseld Jr., David Adelman, Micah Nori, Bob Weiss, Jordi Fernandez, Ryan Bowen  
 Head Athletic Trainer ..... Dan Sriminysky  
 Media Relations ..... Tim Gelt, Nick O'Hayre, Cody Wise, Steven Blevins  
 Home Court ..... Pepsi Center (19,718)

## BROADCAST INFORMATION

Radio ..... Altitude Radio Network; Jason Kosmicki  
 Television ..... Altitude Sports & Entertainment; Chris Marlowe, Scott Hastings, Ally Sturm

**2017-18  
 SCHEDULE**  
 12/30/17 @ DEN  
 3/26/18 @ PHI

## ALL-TIME SERIES RESULTS

Overall: 47-37  
 Home: 28-15  
 Away: 19-22

## ALL-TIME SERIES INFORMATION

### SIXERS

Largest Margin of Victory: 31, 11/5/77  
 Most Pts. Scored: 149, 3/30/90  
 Fewest Pts. Scored: 75, 2/23/95

### NUGGETS

Largest Margin of Victory: 30, 2/23/95  
 Most Pts. Scored: 134, 2/27/82  
 Fewest Pts. Scored: 71, 12/16/02

## SIXERS 2016-17 SEASON SERIES STATISTICS VS. NUGGETS

PLAYER	G-GS	MIN	FG-A	PCT	3FG-A	PCT	FT-A	PCT	OFF	DEF	TOT	AST	PF-DQ	STL	TO	BLK	PTS	AVG
Ilyasova	2-2	74	15-31	.484	7-11	.636	3-4	.750	8	13	21	3	7-0	2	3	0	40	20.0
Embiid	2-2	54	10-28	.357	2-8	.250	17-20	.850	4	6	10	6	9-1	2	8	8	39	19.5
Covington	1-1	28	6-12	.500	3-6	.500	4-5	.800	2	4	6	1	4-0	1	0	1	19	19.0
Rodriguez	1-1	33	7-14	.500	3-6	.500	0-0	---	1	3	4	7	3-0	3	3	0	17	17.0
Saric	2-0	53	10-23	.435	3-10	.300	7-10	.700	5	14	19	5	6-0	1	3	0	30	15.0
Henderson	1-1	26	4-9	.444	1-4	.250	5-6	.833	0	5	5	1	2-0	3	1	0	14	14.0
Holmes	1-0	18	5-8	.625	0-1	.000	1-2	.500	5	3	8	1	4-0	0	1	2	11	11.0
Noel	1-0	19	4-7	.571	0-0	---	1-4	.250	1	1	2	0	3-0	0	0	1	9	9.0
McConnell	2-1	51	6-13	.462	3-3	1.000	2-2	1.000	0	4	4	10	5-0	1	4	1	17	8.5
Stauskas	2-2	64	3-14	.214	3-10	.300	5-6	.833	1	2	3	10	7-0	1	4	1	14	7.0
Anderson (TOT)	3-0	50	7-19	.368	2-9	.222	3-3	1.000	2	8	10	4	6-0	0	2	1	19	6.3
Luwawu	2-0	22	1-5	.200	1-1	1.000	4-4	1.000	0	1	1	0	4-0	1	0	1	7	3.5
Thompson	2-0	38	2-9	.222	1-4	.250	0-0	---	0	5	5	1	4-0	2	1	0	5	2.5
76ERS	2	480	73-173	.422	27-64	.422	49-63	.778	27	61	88	45	58-1	17	30	15	222	111.0

## NUGGETS 2016-17 SEASON SERIES STATISTICS VS. SIXERS

PLAYER	G-GS	MIN	FG-A	PCT	3FG-A	PCT	FT-A	PCT	OFF	DEF	TOT	AST	PF-DQ	STL	TO	BLK	PTS	AVG
Jokic	1-1	22	9-13	.692	0-0	---	7-9	.778	2	5	7	4	5-0	0	2	0	25	25.0
Gallinari	2-2	67	9-23	.391	4-12	.333	20-21	.952	2	7	9	5	6-0	2	3	1	42	21.0
Harris	1-1	34	5-12	.417	2-6	.333	5-6	.833	1	3	4	4	2-0	1	3	0	17	17.0
Barton	2-1	64	13-30	.433	2-6	.333	5-10	.500	1	12	13	7	4-0	3	5	3	33	16.5
Plumlee (TOT)	1-1	33	4-14	.286	0-0	---	6-10	.600	3	8	11	2	3-0	1	1	3	14	14.0
Mudiyar	2-2	50	8-17	.471	3-6	.500	7-10	.700	1	4	5	5	5-0	1	3	0	26	13.0
Murray	2-0	36	8-14	.571	3-9	.333	3-3	1.000	0	4	4	3	0-0	0	1	0	22	11.0
Chandler	2-1	62	7-15	.467	3-6	.500	3-4	.750	2	11	13	5	4-0	1	5	0	20	10.0
Nelson	2-0	49	7-13	.538	3-6	.500	1-2	.500	1	4	5	9	5-0	5	1	0	18	9.0
Arthur	1-0	23	2-5	.400	1-3	.333	2-2	1.000	1	6	7	2	2-0	1	2	1	7	7.0
Nurkic	2-1	43	5-14	.357	0-0	---	0-2	.000	8	6	14	2	8-0	3	3	3	10	5.0
Faried	2-1	25	1-4	.250	0-0	---	6-6	1.000	2	6	8	0	5-0	1	1	1	8	4.0
Hibbert (TOT)	1-0	10	0-1	.000	0-0	---	4-4	1.000	1	0	1	0	4-0	0	0	0	4	4.0
Gee	1-0	1	0-0	---	0-0	---	0-0	---	0	0	0	0	0-0	0	0	0	0	0.0
Hernangomez	1-0	5	0-0	---	0-0	---	0-0	---	0	1	1	0	0-0	0	0	0	0	0.0
NUGGETS	2	480	74-160	.463	21-54	.389	59-75	.787	21	69	90	46	46-0	18	30	9	228	114.0

# DENVER NUGGETS

DATE	H/A	W/L	PHI	OPP
12/1/76	H	W	114	102
12/21/76	A	L	94	108
1/30/77	A	W	107	101
3/9/77	H	W	129	125**
11/5/77	H	W	132	101
1/29/78	A	W	118	117
2/1/78	H	W	104	101
2/25/78	A	L	115	124
11/15/78	H	W	109	103*
2/25/79	A	W	119	111
4/8/79	H	W	112	111
1/23/80	A	W	118	93
2/29/80	H	W	104	103
12/27/80	A	L	121	125
3/6/81	H	W	131	112
12/9/81	H	W	137	109
2/27/82	A	L	125	134
2/1/83	A	W	133	124
2/16/83	H	W	116	95
12/7/83	H	W	133	128
12/29/83	A	L	89	101
11/24/84	A	L	110	114
3/24/85	H	W	124	103
12/6/85	H	L	121	123
3/1/86	A	W	118	107
12/30/86	A	W	111	108
3/20/87	H	W	116	106
12/12/87	H	L	121	131
2/26/88	A	L	104	120
12/7/88	H	W	134	109
2/26/89	A	L	115	122
12/26/89	A	L	111	114
3/30/90	H	W	149	131
12/7/90	H	W	135	126
1/5/91	A	W	120	104
12/11/91	H	L	88	98
12/30/91	A	L	93	109
2/12/93	A	L	122	126
3/23/93	H	W	88	80
12/15/93	H	W	101	93
1/2/94	A	W	96	80
2/18/95	H	W	95	89
2/23/95	A	L	75	105
12/11/95	H	L	91	104
12/30/95	A	L	100	108
12/26/96	A	W	118	89
2/16/97	H	L	97	112
12/12/97	H	W	106	91
2/27/98	A	W	79	78
12/6/99	H	L	77	94
1/31/00	A	L	80	83
12/4/00	A	L	98	105
2/5/01	H	W	99	80
12/28/01	A	L	90	93
2/18/02	H	W	110	83
12/16/02	H	W	93	71
3/2/03	A	W	100	94
12/12/03	H	L	77	86
2/17/04	A	L	85	106
12/14/04	H	W	110	102
12/31/04	A	L	92	97
12/27/05	H	W	108	106
3/9/06	A	L	93	97
11/10/06	H	L	101	108
1/2/07	A	W	108	97
1/6/08	A	L	96	109
3/19/08	H	W	115	113
12/26/08	A	L	101	105
2/18/09	H	L	89	101
12/7/09	H	L	83	93
1/3/10	A	W	108	105
12/26/10	A	W	95	89
1/30/11	H	W	110	99
1/18/12	H	L	104	108*
10/31/12	H	W	84	75
3/21/13	A	L	100	101
12/7/13	H	L	92	103
1/1/14	A	W	114	102
2/3/15	H	W	105	98
3/25/15	A	W	99	85
12/5/15	H	L	105	108
3/23/16	A	L	103	104
12/5/16	H	L	98	106
12/30/16	A	W	124	122

\*\*double-overtime

\* overtime







# DETROIT PISTONS



Stan Van Gundy

## GENERAL INFORMATION

Franchise Timeline (Established) .....Fort Wayne Pistons (1948-49), Detroit Pistons (1957-58)  
 Address .....6 Championship Drive; Auburn Hills, MI 48326  
 Owner .....Tom Gores  
 Vice Chairman .....Arn Tellem  
 President of Basketball Operations/Head Coach .....Stan Van Gundy  
 General Manager .....Jeff Bower  
 Assistant General Manager .....Pat Garrity  
 Assistant General Manager .....Jeff Nix  
 Assistant Coaches .....Malik Allen, Tim Hardaway, Charles Klask, Rex Walters, Aaron Gray  
 Director of Sports Medicine/Head Athletic Trainer .....Jon Ishop  
 Public Relations .....Kevin Grigg, Cletus Lewis, Michelle Fikany, Michael Horan  
 Home Court .....Little Caesars Arena (20,491)

## BROADCAST INFORMATION

Radio .....97.1 The Ticket: George Blaha, Mark Champion, Rick Mahorn  
 Cable Television .....FS Detroit: George Blaha, Greg Kelsor

2017-18 SCHEDULE	
10/23/17	@ DET
12/2/17	@ PHI
1/5/18	@ PHI
4/4/18	@ DET
ALL-TIME SERIES RESULTS	
Overall:	211-155
Home:	116-47
Away:	72-92
Neutral:	23-16
PLAYOFFS	
Overall:	9-15
Home:	8-4
Away:	1-11

## ALL-TIME SERIES INFORMATION

SIXERS	PISTONS
Largest Margin of Victory: 39, 3/25/81	Largest Margin of Victory: 37, 12/20/97
Most Pts. Scored: 162, 2/8/63	Most Pts. Scored: 146, 1/12/63
Fewest Pts. Scored: 64, 1/12/50	Fewest Pts. Scored: 60, 1/5/54

## SIXERS 2016-17 SEASON SERIES STATISTICS VS. PISTONS

PLAYER	G-GS	MIN	FG-A	PCT	3FG-A	PCT	FT-A	PCT	OFF	DEF	TOT	AST	PF-DQ	STL	TO	BLK	PTS	AVG
Okafor	2-2	52	13-20	.650	0-0	---	4-11	.364	3	10	13	1	6-0	2	6	2	30	15.0
Stauskas	3-2	90	14-25	.560	5-14	.357	5-6	.833	0	10	10	9	8-0	5	8	0	38	12.7
Saric	3-1	77	14-32	.438	2-8	.250	6-6	1.000	5	9	14	14	4-0	0	7	1	36	12.0
Covington	3-3	88	11-29	.379	6-14	.429	7-9	.778	1	14	15	6	6-0	5	7	2	35	11.7
Rodriguez	2-0	48	8-15	.533	6-10	.600	0-0	---	0	3	3	11	3-0	1	3	0	22	11.0
McConnell	3-3	85	16-25	.640	0-1	.000	0-0	---	4	16	20	19	3-0	5	8	0	32	10.7
Harper	1-0	23	4-10	.400	1-5	.200	0-0	---	2	2	4	1	2-0	0	3	0	9	9.0
Ilyasova	2-2	54	7-20	.350	2-10	.200	2-3	.667	1	8	9	2	3-0	2	5	0	18	9.0
Thompson	1-0	15	3-5	.600	1-3	.333	0-0	---	1	1	2	0	0-0	0	1	7	7.0	
Noel	2-0	26	5-9	.556	0-0	---	3-4	.750	2	3	5	0	1-0	1	0	0	13	6.5
Holmes	3-1	41	9-17	.529	1-2	.500	0-1	.000	2	4	6	1	2-0	2	1	0	19	6.3
Henderson	2-1	40	5-13	.385	0-4	.000	2-2	1.000	0	1	1	5	1-0	0	2	0	12	6.0
Luwawu	3-0	47	6-14	.429	1-5	.200	5-5	1.000	1	8	9	3	7-0	1	0	0	18	6.0
Randle	1-0	5	1-1	1.000	0-0	---	3-3	1.000	0	0	0	1	0-0	0	1	0	5	5.0
Anderson (TOT)	3-0	49	4-13	.308	3-6	.500	3-4	.750	0	14	14	0	4-0	0	2	0	14	4.7
Anderson (PHI)	1-0	30	1-6	.167	1-3	.333	2-2	1.000	0	8	8	0	2-0	0	1	0	5	5.0
76ERS	3	720	117-241	.485	26-79	.329	39-52	.750	22	97	119	73	48-0	24	53	6	299	99.7

## PISTONS 2016-17 SEASON SERIES STATISTICS VS. SIXERS

PLAYER	G-GS	MIN	FG-A	PCT	3FG-A	PCT	FT-A	PCT	OFF	DEF	TOT	AST	PF-DQ	STL	TO	BLK	PTS	AVG
Morris	3-3	110	27-47	.574	6-16	.375	9-10	.900	5	8	13	6	2-0	3	3	4	69	23.0
Caldwell-Pope	2-2	60	13-22	.591	5-11	.455	7-8	.875	2	5	7	4	2-0	2	3	0	38	19.0
Jackson	3-3	82	18-43	.419	5-14	.357	4-4	1.000	2	5	7	11	9-0	3	5	1	45	15.0
Drummond	3-3	94	21-41	.512	0-1	.000	2-4	.500	13	32	45	4	7-0	13	5	4	44	14.7
Harris	3-1	94	14-35	.400	2-8	.250	7-7	1.000	2	21	23	4	6-0	4	7	1	37	12.3
Smith	3-0	66	12-23	.522	0-2	.000	2-2	1.000	0	7	7	20	3-0	1	4	2	26	8.7
Baynes	3-0	43	8-13	.615	0-0	---	5-6	.833	7	6	13	1	2-0	0	0	2	21	7.0
Leuer	3-2	64	9-19	.474	1-3	.333	1-1	1.000	4	5	9	4	8-0	1	1	1	20	6.7
Johnson	3-0	68	6-23	.261	1-7	.143	3-5	.600	3	9	12	6	7-0	7	3	1	16	5.3
Marjanovic	1-0	3	2-3	.667	0-0	---	1-2	.500	0	0	0	0	0-0	0	0	0	5	5.0
Hilliard	2-1	23	2-7	.286	0-2	.000	1-1	1.000	0	1	1	0	0-0	0	3	0	5	2.5
Bullock	1-0	11	0-0	---	0-0	---	2-2	1.000	1	0	1	3	0-0	0	0	0	2	2.0
Gbinije	1-0	3	0-0	---	0-0	---	0-0	---	0	0	0	0	0-0	0	0	0	0	0.0
PISTONS	3	720	132-276	.478	20-64	.313	44-52	.846	39	99	138	63	46-0	34	36	16	328	109.3

# DETROIT PISTONS

DATE	PHI OPP	DATE	PHI OPP	DATE	PHI OPP	DATE	PHI OPP	DATE	PHI OPP
12/14/49	H W 96 83	1/8/61	H W 128 115	12/25/70	H W 105 100	4/24/88	A L 118 128	4/6/10	H L 103 124
12/15/50	A W 64 62	2/3/61	A L 118 121	2/12/71	A L 109 118	11/8/88	H L 109 116	1/8/11	A L 109 112*
11/25/50	H W 92 97	2/4/61	H L 104 111	3/6/71	H W 121 115	12/10/88	A L 100 106	2/25/11	H W 110 94
12/21/50	A L 72 77	1/21/61	N W 141 111	11/12/71	H W 115 101	2/3/89	H L 106 124	4/13/11	H L 100 104
12/25/50	H W 81 69	2/12/61	H W 148 122	12/11/71	A W 118 111	3/11/89	H L 106 111	1/6/12	H W 96 73
1/15/51	A L 76 84	2/17/61	N W 115 113	1/4/72	A W 131 127	4/21/89	A L 91 100	12/8/12	H W 95 74
2/14/51	A L 75 77	2/21/61	N W 123 118	1/15/72	A W 131 121	12/8/89	H W 107 101	2/28/12	A W 97 68
3/1/51	H W 108 86	12/19/61	N W 124 111	2/4/72	H L 113 118	11/17/90	H W 112 108	4/26/12	A L 86 108
11/15/51	H W 90 75	12/30/61	H W 109 108	12/20/72	A L 113 141	3/2/90	A L 112 115*	11/14/12	H L 76 94
11/22/51	A W 96 72	1/5/62	N L 135 138*	2/2/73	A L 104 114	4/19/90	A W 107 94	12/10/12	H W 104 97
11/29/51	H W 82 78	1/24/62	A L 102 111	2/16/73	H W 119 106	11/30/90	A L 94 96	4/15/13	A L 101 109
12/11/51	N W 80 62	1/25/62	N L 100 101	3/25/73	N L 96 115	12/22/90	H W 106 99	12/1/13	A L 100 115
2/28/52	H W 88 83	2/11/62	H W 132 116	12/14/73	A W 96 93	2/5/91	A L 98 107	1/10/14	H L 104 114
3/6/52	A W 83 81**	3/3/62	A W 128 114	12/15/73	H L 89 99	3/20/91	H W 107 103	2/14/14	A L 96 113
12/4/52	A W 78 70	3/10/62	H W 128 111	2/17/74	H L 107 118	11/16/91	A W 89 86	3/29/14	H W 123 98
1/15/53	H W 92 78	3/14/62	A L 102 105	3/14/62	A L 102 105	2/16/92	H L 83 90	12/6/14	A W 108 101*
1/22/53	H W 87 75	11/21/62	A W 122 120	11/21/62	A W 122 120	3/18/92	A L 85 91	1/17/15	A L 89 107
2/11/53	A L 78 96	12/4/62	N L 129 130	12/14/74	A L 93 100	4/8/92	H L 71 89	1/28/15	H W 89 69
2/26/53	H W 89 77	1/12/63	N L 115 146	1/4/75	A L 82 89	12/4/92	H L 99 101	3/18/15	H W 94 83
3/4/53	A W 75 73**	1/13/63	H W 148 114	2/14/75	H W 103 101	12/5/92	A L 88 112	12/11/15	H W 95 107*
11/21/53	A L 74 78	2/8/63	A W 162 135	12/19/75	A W 115 114*	11/16/93	H W 123 108	1/27/16	A L 97 110
11/19/53	H W 79 76	2/17/63	H W 143 124	12/30/75	H W 114 108	2/23/93	A L 89 101	2/24/16	A L 91 111
1/26/54	A L 77 78	2/22/63	A L 117 126	3/5/76	H W 123 112	11/21/93	A L 89 103	3/12/16	H L 111 125
1/5/54	A W 72 60	3/2/63	H W 152 128	4/4/76	A L 97 101	12/20/93	H W 121 92	12/11/16	A W 97 79
1/17/54	H W 70 67	3/3/63	A W 127 123	11/24/76	A L 117 118	4/12/94	A W 134 107	2/6/17	A L 96 113
2/6/54	H W 93 87*	10/16/63	A W 117 115	2/2/77	H W 138 116	4/24/94	H W 110 102	3/4/17	H L 106 136
2/18/54	H W 91 77	10/19/63	H L 121 124	3/30/77	H W 115 112	11/15/94	A L 98 99		
3/4/54	A W 86 63	11/6/63	A L 101 119	4/8/77	A L 112 116	12/17/94	H L 92 97		
11/11/54	A W 88 86	12/1/63	N W 132 121	10/19/77	H W 113 96	11/6/95	H L 110 116		
11/18/54	H W 91 82	12/27/63	N W 119 107	11/23/77	A W 106 105	12/4/95	A L 105 116		
1/13/55	H W 100 83	2/14/64	H W 130 123	2/15/78	A W 116 113	11/24/95	A L 78 101		
1/25/55	N L 66 69	2/26/64	A W 130 122	4/5/78	H W 126 115	2/14/96	H L 83 102		
1/27/55	H W 94 79	3/13/64	N L 122 133	10/20/78	A W 126 117	4/5/96	H L 87 108		
2/3/55	A L 85 104	10/16/64	H W 125 113	11/11/78	H W 135 112	4/10/96	A L 76 92		
3/2/55	N W 103 90	11/18/64	A L 111 124	2/7/79	H W 114 103	11/5/96	H L 81 83		
3/3/55	A W 83 81	11/28/64	A W 101 93	2/21/79	A L 99 106*	1/25/97	A L 95 104		
3/12/55	H W 112 92	12/4/64	H W 119 106	10/19/79	H W 112 104	3/30/97	A W 96 92		
11/5/55	H W 114 113*	1/18/65	N W 109 95	11/9/79	A L 98 106	12/20/97	A L 78 115		
11/13/55	A L 79 93	1/19/65	N L 97 103	12/18/79	A W 114 102	12/22/97	H L 92 96		
12/6/55	N L 88 90	1/22/65	N W 109 103*	1/30/80	H W 121 108	3/18/98	A W 104 96		
12/8/55	A L 94 105	1/26/65	N L 105 107	2/15/80	A W 114 104	3/23/98	H L 79 94		
2/5/56	H W 90 85	2/24/65	A L 104 106	3/17/80	H W 123 109	2/9/99	H W 90 86		
2/6/56	A L 98 99	3/13/65	H W 131 116	10/22/80	A W 94 93	4/22/99	A W 104 96		
2/18/56	H W 85 84	10/23/65	H W 120 103	11/5/80	H W 107 103	5/2/99	A L 96 100		
2/23/56	H W 94 92	11/3/65	A L 100 110	12/08/81	A L 75 83	5/5/99	H W 105 100*		
2/27/56	A W 89 95*	12/10/65	H L 114 116	2/18/81	H W 111 97	12/18/99	A L 91 104		
11/29/56	H L 87 92	12/29/65	A W 113 112	3/25/81	H W 114 75	12/20/99	H W 122 121*		
12/4/56	A W 97 96*	1/12/66	A L 111 129	11/10/81	A W 95 93	1/29/00	A L 88 90		
12/6/56	A L 92 104	1/19/66	N W 110 93	11/28/81	H W 116 103	4/15/00	H W 100 94		
12/7/56	N L 97 105	1/30/66	H W 117 98	1/5/82	A L 101 124	11/8/00	H W 103 94		
12/9/56	H W 101 98	2/9/66	A W 108 91	3/25/82	A L 98 100	1/26/01	H W 105 89		
2/3/57	H W 104 95	2/14/66	N W 149 123	4/14/82	H W 119 111	2/23/01	A W 99 78		
2/25/57	A L 102 108	2/22/66	N W 117 112	11/5/82	A W 120 109	4/4/01	A W 90 84		
2/28/57	H W 123 112	11/8/66	N W 118 100	11/17/82	H W 120 103	11/21/01	H W 94 89		
3/13/57	A L 81 114	11/26/66	H W 131 123	12/11/82	H W 128 111	2/5/02	A L 82 86		
12/6/57	H W 118 91	11/30/66	A W 128 119	1/14/83	A W 115 105	4/5/02	H L 88 92		
12/22/57	H W 119 93	12/17/66	N W 120 105	3/7/83	H W 123 114	1/8/03	H L 94 103*		
12/28/57	A L 111 117	12/30/66	N W 137 113	3/20/83	A W 121 119	1/22/03	A W 92 83		
1/8/58	A L 107 109	1/18/67	A W 113 105	11/9/83	A L 116 120	3/20/03	A L 85 113		
1/12/58	H W 135 109	2/15/67	A W 127 121	11/22/83	H W 112 108	4/8/03	H W 91 74		
1/30/58	N L 83 87	3/3/67	N W 129 103	12/23/83	A W 108 106	11/26/03	H W 90 86		
2/4/58	A L 113 118	3/5/67	H W 131 106	1/17/84	H W 128 117	12/9/03	H W 78 76		
2/18/58	A L 98 120	10/21/67	H W 116 111	4/3/84	A L 115 118	2/23/04	H L 66 76		
3/9/58	H W 111 90	10/24/67	N W 124 102	4/11/84	H L 113 126	3/14/04	A W 69 85		
10/19/58	H W 103 94	11/15/67	A L 120 123	11/14/84	H L 133 137*	11/6/04	A L 91 99		
11/14/58	A W 111 109	12/30/67	N W 122 107	11/16/84	A W 101 90	1/15/05	A L 95 99		
11/28/58	A L 93 101	1/13/68	A W 115 106	12/25/84	A W 109 108	2/16/05	H L 75 93		
12/14/58	A W 101 95	1/25/68	A W 123 108	1/9/85	H W 126 122	3/23/05	H W 107 84		
1/4/59	H W 118 94	2/2/68	H W 131 121	2/16/85	A W 125 114	11/2/05	A L 88 108		
1/27/59	A W 121 107	2/23/68	H W 138 117	2/22/85	H W 110 99	2/3/06	H L 80 87		
2/6/59	N W 122 103	10/25/68	A L 122 132	10/30/85	H W 132 125*	3/29/06	H L 91 101		
2/11/59	H L 114 118*	12/7/68	H W 140 106	11/23/85	H L 114 119	11/21/06	H L 87 97		
2/22/59	H W 139 108	1/5/69	H W 126 119	12/2/85	A W 127 107	1/9/07	H L 89 98		
10/28/59	A L 102 117	1/7/69	A L 114 117	1/11/86	A W 102 101	3/20/07	A L 75 96		
11/8/59	H W 118 107	1/25/69	H W 124 106	2/15/86	A L 133 134*	4/15/07	A W 102 91		
12/19/59	A L 112 120	2/27/69	N L 123 126	4/8/86	H W 116 112	11/23/07	A L 78 83		
1/8/60	N W 118 107	3/2/69	A W 126 112	11/21/86	H L 110 120	1/23/08	H L 78 86		
1/10/60	H W 108 103	11/7/69	A L 128 134**	12/20/86	H L 88 98	3/12/08	A W 83 82		
1/26/60	N L 114 121	11/28/69	H W 110 91	2/11/87	H L 113 123*	4/9/08	H W 101 94		
1/27/60	A W 144 108	12/12/69	H W 125 111	2/14/87	A L 107 125	12/5/08	A W 96 91		
2/21/60	H W 122 120	2/19/70	N W 133 114	3/14/87	A L 95 98	3/29/09	A L 97 101		
2/24/60	A L 110 128	2/21/70	A W 112 110	11/13/87	H L 94 113	4/4/09	H L 95 90		
11/23/60	A L 115 122	2/25/70	H W 122 105	11/18/87	A W 113 109	11/8/09	A L 81 88		
12/10/60	A W 117 107	11/17/70	A W 113 91	2/15/88	A L 95 102	12/9/09	H L 86 90		
12/30/60	N L 112 121	11/20/70	H L 112 120	4/8/88	H L 86 96	1/9/10	A W 104 94		

\* overtime  
\*\*double-overtime



# GOLDEN STATE WARRIORS



Steve Kerr

## GENERAL INFORMATION

Franchise Timeline (Established) .....Philadelphia Warriors (1946-47), San Francisco Warriors (1962-63),  
 .....Golden State Warriors (1971-72)  
 Address ..... 1011 Broadway; Oakland, CA 94607  
 Owner & CEO .....Joe Laboc  
 President & Chief Operating Officer.....Rick Welts  
 President, Basketball Operations/General Manager.....Bob Myers  
 Head Coach .....Steve Kerr  
 Assistant Coaches .....Ron Adams, Mike Brown, Jarron Collins  
 Assistant Coaches/Player Development.....Chris DeMarco, Bruce Fraser, Willie  
 Head Athletic Trainer .....Drew Yoder  
 Head of Physical Performance and Sports Medicine .....Lachlan Penfold  
 Public Relations .....Raymond Ridder, Dan Martinez, Darryl Arata, Brett Winkler, Matt de Nesnera  
 Home Court.....Oracle Arena (19,596)

## BROADCAST INFORMATION

Radio.....KGMZ-FM (95.7 The Game): Tim Roye, Tom Tolbert  
 Television.....Comcast SportsNet Bay Area: Bob Fitzgerald, Jim Barnett, Rosalyn Gold-Onwude

**2017-18  
 SCHEDULE**  
 11/11/17 @ GS  
 11/18/17 @ PHI

**ALL-TIME  
 SERIES RESULTS**  
 Overall: 165-148  
 Home: 92-48  
 Away: 52-78  
 Neutral: 21-22

**PLAYOFFS**  
 Overall: 21-13  
 Home: 13-3  
 Away: 8-10

## ALL-TIME SERIES INFORMATION

### SIXERS

Largest Margin of Victory: 46, 12/14/68  
 Most Pts. Scored: 163, 3/10/63  
 Fewest Pts. Scored: 64, 12/29/49

### WARRIORS

Largest Margin of Victory: 43, 11/9/61  
 Most Pts. Scored: 151, 11/9/61  
 Fewest Pts. Scored: 61, 11/1/53

## SIXERS 2016-17 SEASON SERIES STATISTICS VS. WARRIORS

PLAYER	G-GS	MIN	FG-A	PCT	3FG-A	PCT	FT-A	PCT	OFF	DEF	TOT	AST	PF-DQ	STL	TO	BLK	PTS	AVG
Saric	2-2	73	17-35	.486	2-12	.167	10-12	.833	4	12	16	13	6-0	3	8	2	46	23.0
Holmes	2-0	49	12-21	.571	2-5	.400	3-3	1.000	6	7	13	3	6-0	2	3	5	29	14.5
Okafor	2-2	41	10-19	.526	0-0	---	6-7	.857	2	7	9	2	7-0	1	10	4	26	13.0
Henderson	2-1	45	7-18	.389	4-7	.571	7-10	.700	3	5	8	2	1-0	1	0	0	25	12.5
Covington	2-2	66	7-20	.350	3-11	.273	5-6	.833	3	14	17	5	6-0	6	4	2	22	11.0
Stauskas	2-0	49	5-13	.385	3-8	.375	4-5	.800	1	5	6	5	2-0	1	4	0	17	8.5
Lanwau	2-1	40	5-10	.500	1-3	.333	5-6	.833	1	4	5	2	7-0	1	4	0	16	8.0
Anderson (TOT)	4-1	73	12-35	.343	0-11	.000	5-8	.625	7	9	16	8	10-0	4	1	2	29	7.3
Anderson (PHI)	2-0	17	3-5	.600	0-2	.000	1-1	1.000	2	2	4	0	3-0	2	1	0	7	3.5
Rodriguez	2-0	45	5-19	.263	3-13	.231	0-0	---	1	5	6	7	4-0	0	1	0	13	6.5
McConnell	2-2	51	5-10	.500	0-0	---	1-2	.500	1	8	9	13	6-0	4	7	0	11	5.5
Long	1-0	4	0-1	.000	0-0	---	0-0	.000	1	0	1	0	3-0	0	1	0	0	0.0
76ERS	2	480	76-171	.444	18-61	.295	42-54	.778	25	69	94	52	51-0	21	46	13	212	106.0

## WARRIORS 2016-17 SEASON SERIES STATISTICS VS. SIXERS

PLAYER	G-GS	MIN	FG-A	PCT	3FG-A	PCT	FT-A	PCT	OFF	DEF	TOT	AST	PF-DQ	STL	TO	BLK	PTS	AVG
Durant	1-1	33	8-17	.471	1-4	.250	10-11	.909	3	5	8	4	2-0	0	2	1	27	27.0
Thompson	2-2	74	17-39	.436	8-18	.444	7-7	1.000	2	3	5	3	2-0	2	3	0	49	24.5
Curry	2-2	72	15-46	.326	5-24	.208	13-13	1.000	4	6	10	11	5-0	5	9	0	48	24.0
Green	2-2	75	9-23	.391	2-7	.286	14-20	.700	4	11	15	19	7-0	8	5	6	34	17.0
Barnes (TOT)	3-0	58	10-22	.455	7-13	.538	2-2	1.000	5	9	14	6	9-0	2	5	1	29	9.7
Barnes (GS)	1-0	22	3-7	.429	2-4	.500	2-2	1.000	3	6	9	2	4-0	1	2	1	10	10.0
Pachulia	2-2	27	5-10	.500	0-0	---	8-9	.889	2	8	10	3	3-0	3	3	2	18	9.0
Iguodala	2-0	61	4-10	.400	1-2	.500	0-0	---	3	8	11	5	4-0	3	1	1	9	4.5
Livingston	2-0	27	2-3	.667	0-0	---	3-4	.750	0	4	4	1	2-0	2	0	0	7	3.5
West	2-0	24	2-4	.500	0-0	---	2-2	1.000	0	4	4	4	4-0	0	2	4	6	3.0
Clark	2-0	20	2-5	.400	1-2	.500	0-0	---	0	3	3	1	0-0	1	1	0	5	2.5
Looney	1-0	1	1-1	1.000	0-0	---	0-0	---	0	0	0	0	0-0	0	0	0	2	2.0
McCaw	2-1	22	1-2	.500	0-0	---	2-2	1.000	0	1	1	2	0-0	0	0	0	4	2.0
McGee	2-0	8	2-4	.500	0-0	---	0-2	.000	1	0	1	0	3-0	0	0	0	4	2.0
McAdoo	2-0	14	1-6	.167	0-0	---	0-2	.000	7	0	7	0	6-0	1	1	0	2	1.0
WARRIORS	2	480	72-177	.407	20-61	.328	61-74	.824	29	59	88	55	42-0	26	32	15	225	112.5





# HOUSTON ROCKETS



Mike D'Antoni

## GENERAL INFORMATION

Franchise Timeline (Established) ..... San Diego Rockets (1967-68); Houston Rockets (1971-72)  
 Address ..... 1510 Polk Street; Houston, TX 77002  
 Owner ..... Leslie Alexander  
 Chief Executive Officer ..... Tad Brown  
 General Manager ..... Daryl Morey  
 Head Coach ..... Mike D'Antoni  
 Assistant Coaches ..... Jeff Bzdelik, Roy Rogers, Brett Gunning  
 Senior Consultant ..... Carol Dawson  
 Senior Vice President of Basketball Operations ..... Keith Jones  
 Head Athletic Trainer ..... Dr. Jason Biles  
 Media Relations ..... Tracey Hughes, Sean McCloskey, Jenny Zehentner  
 Home Court ..... Toyota Center (18,055)

## BROADCAST INFORMATION

Radio ..... SportsTalk 790 (KBME 790 AM); Craig Ackerman, Matt Thomas  
 Spanish Radio ..... La Ranchera (KEYH 850 AM); Adrian Chavarria  
 Television ..... ROOT SPORTS Southwest; Bill Worrell, Matt Bullard, Clyde Drexler, Craig Ackerman

## ALL-TIME SERIES INFORMATION

### SIXERS

Largest Margin of Victory: 31, 3/5/68  
 Most Pts. Scored: 159, 1/25/70  
 Fewest Pts. Scored: 66, 11/17/03

### ROCKETS

Largest Margin of Victory: 50, 3/18/07  
 Most Pts. Scored: 149, 2/16/93  
 Fewest Pts. Scored: 73, 12/8/99

### 2017-18 SCHEDULE

10/25/17 @ PHI  
 10/30/17 @ HOU

### ALL-TIME SERIES RESULTS

Overall: 68-71  
 Home: 40-25  
 Away: 25-43  
 Neutral: 3-3

### PLAYOFFS

Overall: 4-2  
 Home: 2-1  
 Away: 2-1

## SIXERS 2016-17 SEASON SERIES STATISTICS VS. ROCKETS

PLAYER	G-GS	MIN	FG-A	PCT	3FG-A	PCT	FT-A	PCT	OFF	DEF	TOT	AST	PF-DQ	STL	TO	BLK	PTS	AVG
Embiid	2-2	51	17-30	.567	4-8	.500	7-7	1.000	3	14	17	5	8-0	4	11	4	45	22.5
Henderson	2-1	51	9-13	.692	3-3	1.000	3-4	.750	2	1	3	7	3-0	5	1	1	24	12.0
Saric	2-1	45	8-20	.400	1-4	.250	6-8	.750	1	9	10	4	2-0	1	2	1	23	11.5
Stauskas	2-1	57	8-21	.381	2-10	.200	3-4	.750	0	4	4	4	6-0	1	1	0	21	10.5
Anderson (TOT)	4-0	70	11-28	.393	6-17	.353	8-11	.727	4	13	17	2	6-0	5	4	3	36	9.0
Covington	2-2	50	3-12	.250	1-8	.125	10-11	.909	0	6	6	2	7-0	2	3	0	17	8.5
Ilyasova	2-1	45	7-18	.389	1-5	.200	2-2	1.000	0	9	9	1	4-0	0	3	0	17	8.5
McConnell	2-1	49	6-9	.667	0-1	.000	5-7	.714	1	2	3	11	6-0	4	5	1	17	8.5
Luwawu	2-0	22	7-8	.875	1-1	1.000	1-1	1.000	0	2	2	0	1-0	1	4	0	16	8.0
Noel	1-0	20	2-3	.667	0-0	---	1-2	.500	1	3	4	3	1-0	2	0	2	5	5.0
Rodriguez	2-1	47	4-15	.267	2-6	.333	0-1	.000	0	2	2	8	1-0	3	3	1	10	5.0
Holmes	1-0	8	2-4	.500	0-1	.000	0-0	---	1	2	3	1	0-0	0	0	0	4	4.0
Okafor	1-0	22	2-11	.182	0-0	---	0-0	---	2	1	3	1	1-0	0	0	2	4	4.0
Thompson	1-0	14	1-4	.250	0-0	---	1-2	.500	2	0	2	0	2-0	1	1	1	3	3.0
76ERS	2	480	76-168	.452	15-47	.319	39-49	.796	13	55	68	47	42-0	24	35	13	206	103.0

## ROCKETS 2016-17 SEASON SERIES STATISTICS VS. SIXERS

PLAYER	G-GS	MIN	FG-A	PCT	3FG-A	PCT	FT-A	PCT	OFF	DEF	TOT	AST	PF-DQ	STL	TO	BLK	PTS	AVG
Harden	2-2	72	28-48	.583	10-19	.526	18-19	.947	2	18	20	22	6-0	3	10	2	84	42.0
L. Williams (TOT)	1-0	23	5-12	.417	1-6	.167	7-8	.875	0	0	0	3	0-0	4	1	0	18	18.0
Hilario	2-1	43	16-21	.762	0-1	.000	2-5	.400	5	5	10	2	7-0	0	6	2	34	17.0
Gordon	1-1	27	6-12	.500	4-7	.571	0-0	---	0	1	1	1	3-0	0	1	0	16	16.0
Capela	2-1	47	10-18	.556	0-0	---	5-6	.833	5	14	19	1	3-0	2	4	6	25	12.5
Ariza	2-2	76	7-20	.350	6-17	.353	4-4	1.000	1	12	13	4	4-0	7	2	1	24	12.0
Anderson	2-2	72	6-22	.273	4-15	.267	2-2	1.000	4	8	12	2	6-0	0	3	0	18	9.0
Ennis	1-0	15	3-6	.500	2-2	1.000	0-0	---	0	0	0	1	2-0	1	2	0	8	8.0
T. Williams (TOT)	1-1	31	4-6	.667	0-2	.000	0-0	---	1	2	3	1	4-0	2	0	1	8	8.0
Beverley	1-1	33	2-5	.400	1-3	.333	2-2	1.000	0	3	3	6	5-0	0	3	0	7	7.0
Dekker	2-0	52	5-9	.556	1-3	.333	2-4	.500	4	6	10	4	8-0	2	4	2	13	6.5
McDaniels	1-0	6	1-2	.500	1-2	.500	0-0	---	0	2	2	0	1-0	0	1	0	3	3.0
Brewer	2-0	26	1-4	.250	0-1	.000	2-2	1.000	1	3	4	1	3-0	0	3	1	4	2.0
Harrell	1-0	6	1-3	.333	0-0	---	0-1	.000	0	1	1	1	0-0	1	1	0	2	2.0
Brown	1-0	5	0-2	.000	0-1	.000	0-0	---	0	1	1	0	0-0	0	0	0	0	0.0
ROCKETS	2	480	86-172	.500	29-71	.408	37-45	.822	22	74	96	45	48-0	16	43	14	238	119.0

# HOUSTON ROCKETS

DATE	H/A	W/L	PHI	OPP	DATE	H/A	W/L	PHI	OPP	DATE	H/A	W/L	PHI	OPP	DATE	H/A	W/L	PHI	OPP
11/7/67	A	W	130	105	11/13/73	A	L	83	97	2/8/84	H	W	118	107	11/17/03	H	L	66	74
11/8/67	A	W	129	114	12/1/73	H	W	108	106*	1/11/85	H	W	115	108	12/31/03	A	L	72	80
11/23/67	H	W	128	117	1/2/74	H	L	99	101	3/3/85	A	L	90	99	12/4/04	A	L	76	77
2/7/68	N	W	125	103	2/20/74	A	L	98	115	12/18/85	H	W	126	108	2/2/05	H	L	95	118
2/16/68	A	W	124	108	10/25/74	A	L	86	110	1/4/86	A	L	100	115	2/6/06	H	L	81	87
2/18/68	A	L	106	111	12/11/74	H	W	103	96	11/23/86	H	W	114	104	3/1/06	A	W	106	101
3/5/68	H	W	134	103	2/2/75	H	W	90	77	3/1/87	A	W	102	97	1/29/07	A	L	84	105
11/24/68	A	L	128	135*	2/21/75	A	L	85	103	2/22/88	A	L	106	119	3/18/07	H	L	74	124
12/4/68	H	W	110	99	11/29/75	A	L	98	99	3/28/88	H	W	108	98	12/10/07	H	W	100	88
12/10/68	N	L	120	132	1/27/76	A	L	116	127	1/7/89	A	W	96	95	1/15/08	A	W	111	107
12/20/68	A	W	116	109	2/13/76	H	W	134	109	4/2/89	H	W	108	99	1/6/09	H	W	104	96
1/17/69	H	W	129	124	3/27/76	A	L	95	109	1/6/90	A	L	119	124*	1/28/09	A	W	95	93
2/18/69	A	W	125	113	4/5/76	H	W	130	129*	4/3/90	H	W	133	112	12/11/09	H	L	91	96
11/19/69	H	L	116	125	10/27/76	A	W	116	94	12/12/90	H	L	100	108	2/6/10	A	W	102	95
1/25/70	H	W	159	131	12/29/76	A	L	91	93	3/9/91	A	L	80	97	2/16/11	A	W	114	105
2/6/70	A	W	129	124	1/12/77	H	W	102	97	1/8/92	H	W	114	104	3/30/11	H	W	108	97
2/27/70	H	W	125	111	3/18/77	H	W	124	104	2/20/92	A	L	101	110	2/22/12	A	L	87	93
3/9/70	N	W	131	112	11/22/77	H	W	105	99	2/10/93	H	L	90	98	12/19/12	A	L	103	125
3/15/70	A	L	128	137	12/3/77	A	L	116	120*	2/16/93	A	L	111	149	1/12/13	H	W	107	100
10/16/70	H	W	127	119	1/10/78	H	W	95	80	11/15/93	H	L	84	88	11/23/13	H	W	123	117*
10/24/70	A	L	111	116	4/1/78	A	L	112	116	1/8/94	A	L	93	100	3/27/14	A	L	98	120
12/15/70	H	W	122	98	10/28/78	A	W	101	99	3/14/95	H	L	107	136	11/3/14	H	L	93	104
1/17/71	A	W	106	105	12/15/78	H	W	91	84	3/19/95	A	L	103	114	11/14/14	A	L	87	88
3/2/71	H	L	103	111	3/21/79	A	W	114	108	11/22/95	H	L	106	115	11/27/15	A	L	114	116
10/14/71	A	W	105	94	4/4/79	H	W	121	120	2/29/96	A	L	95	109	3/9/16	H	L	104	118
11/17/71	H	L	112	118	10/13/79	A	L	94	97	12/7/96	A	L	108	123	11/14/16	A	L	88	115
11/24/71	A	L	108	109	11/23/79	H	W	113	102	1/10/97	H	L	99	120	12/7/17	H	L	118	127
2/14/72	H	L	116	130	12/21/79	H	W	117	106	11/12/97	A	W	114	100	*overtime				
3/12/72	A	L	112	121	12/29/79	A	L	100	104	1/31/98	H	L	86	102	**double-overtime				
11/1/72	H	L	104	108	1/31/80	A	W	110	105	12/8/99	H	W	83	73					
11/11/72	N	W	114	112	11/26/80	A	W	101	100	2/3/00	A	L	106	109					
12/22/72	A	L	103	116	1/9/81	H	W	107	94	1/24/01	A	W	85	84*					
2/6/73	N	L	117	123	11/21/81	H	W	135	106	2/7/01	H	L	87	112					
2/23/73	N	L	116	138	1/28/82	A	L	101	109	11/8/01	A	L	72	77					
3/23/73	H	L	112	132	12/28/82	A	W	104	93	1/15/02	H	W	112	106*					
10/10/73	H	L	88	104	2/18/83	H	W	127	98	12/27/02	A	L	72	97					
10/16/73	A	W	106	101	11/25/83	A	W	115	101	4/4/03	H	L	79	88*					



# INDIANA PACERS



Nate McMillan

## GENERAL INFORMATION

Franchise Timeline (Established) ..... Indiana Pacers (1976-77)  
 Address ..... 125 S. Pennsylvania Street; Indianapolis, IN 46204  
 Owner, Chairman and Chief Executive Officer ..... Herbert Simon  
 President of Basketball Operations ..... Kevin Pritchard  
 General Manager ..... Chad Buchanan  
 Consultants, Basketball Operations ..... Larry Bird, Donnie Walsh  
 Senior Vice President of Basketball Operations ..... Peter Dinwiddie  
 Head Coach ..... Nate McMillan  
 Assistant Coaches ..... Bill Bayno, Dan Burke, Popeye Jones  
 Director of Player Personnel ..... Ryan Carr  
 Senior Director of Medical Operations/Head Athletic Trainer ..... Josh Corbeil  
 Media Information ..... David Benner, Krissy Myers, Wes Kaminski  
 Home Court ..... Bankers Life Fieldhouse (18,165)

## BROADCAST INFORMATION

Radio ..... 1070 The Fan/93.5 FM; Mark Boyle, Bob Leonard  
 Television ..... FSN Indiana; Quinn Buckner, Chris Denari, Jeremiah Johnson

## 2017-18 SCHEDULE

11/3/17 @ PHI  
 2/3/18 @ IND  
 3/13/18 @ PHI

## ALL-TIME SERIES RESULTS

Overall: 96-76  
 Home: 52-34  
 Away: 44-42

## PLAYOFFS

Overall: 7-9  
 Home: 3-5  
 Away: 4-4

## ALL-TIME SERIES INFORMATION

### SIXERS

Largest Margin of Victory: 27, 11/13/80  
 Most Pts. Scored: 134, 11/7/84  
 Fewest Pts. Scored: 69, 2/6/13

### PACERS

Largest Margin of Victory: 45, 4/22/94  
 Most Pts. Scored: 136, 4/6/79  
 Fewest Pts. Scored: 75, 11/3/10

## SIXERS 2016-17 SEASON SERIES STATISTICS VS. PACERS

PLAYER	G-GS	MIN	FG-A	PCT	3FG-A	PCT	FT-A	PCT	OFF	DEF	TOT	AST	PF-DQ	STL	TO	BLK	PTS	AVG
Embiid	1-1	26	6-18	.333	1-3	.333	12-14	.857	3	4	7	2	3-0	0	5	2	25	25.0
Covington	3-3	103	15-42	.357	10-27	.370	8-9	.889	4	9	13	6	7-0	5	2	3	48	16.0
Luwawu	2-2	58	11-21	.524	6-11	.545	4-4	1.000	1	6	7	5	7-0	1	4	0	32	16.0
Poythress	1-0	23	5-8	.625	5-7	.714	0-0	---	0	1	1	0	1-0	1	1	0	15	15.0
Thompson	2-0	39	9-15	.600	3-7	.429	3-3	1.000	2	8	10	3	3-0	1	1	0	24	12.0
Holmes	4-2	117	17-35	.486	2-9	.222	7-12	.583	8	28	36	2	10-0	6	2	4	43	10.8
Saric	4-4	115	14-40	.350	5-14	.357	10-11	.909	7	26	33	9	11-0	5	15	3	43	10.8
Henderson	4-2	100	17-38	.447	3-12	.250	3-4	.750	5	7	12	5	13-0	2	6	1	40	10.0
Ilyasova	2-0	45	6-12	.500	4-7	.571	4-5	.800	2	11	13	4	3-0	1	0	0	20	10.0
Stauskas	4-0	94	12-25	.480	7-16	.438	8-11	.727	0	3	3	5	5-0	0	7	2	39	9.8
McConnell	4-2	101	14-22	.636	1-5	.200	6-8	.750	0	13	13	23	7-0	5	10	0	35	8.8
Long	2-0	29	8-16	.500	0-3	.000	1-3	.333	6	8	14	2	3-0	1	1	0	17	8.5
Rodriguez	3-2	89	10-30	.333	5-17	.294	0-0	---	2	3	5	16	7-0	5	8	0	25	8.3
Okafor	2-1	27	7-13	.538	0-0	---	1-5	.200	1	3	4	2	1-0	1	2	2	15	7.5
Anderson (TOT)	3-1	54	4-16	.250	1-9	.111	4-4	1.000	1	7	8	4	5-0	1	2	2	13	4.3
Anderson (PHI)	2-1	35	1-7	.143	0-3	.000	4-4	1.000	0	3	3	2	3-0	1	2	1	6	3.0
Splitter (TOT)	1-0	8	0-2	.000	0-1	.000	2-2	1.000	0	4	4	0	0-0	0	2	0	2	2.0
Splitter (PHI)	1-0	8	0-2	.000	0-1	.000	2-2	1.000	0	4	4	0	0-0	0	2	0	2	2.0
76ERS	4	1010	152-344	.442	52-142	.366	73-95	.768	41	137	178	86	84-0	35	71	18	429	107.3

## PACERS 2016-17 SEASON SERIES STATISTICS VS. SIXERS

PLAYER	G-GS	MIN	FG-A	PCT	3FG-A	PCT	FT-A	PCT	OFF	DEF	TOT	AST	PF-DQ	STL	TO	BLK	PTS	AVG
George	4-4	143	40-79	.506	7-26	.269	15-17	.882	5	20	25	15	9-0	6	10	1	102	25.5
Teague	4-4	134	25-46	.543	5-13	.385	19-21	.905	0	7	7	23	6-0	9	10	1	74	18.5
Jefferson	3-0	53	19-30	.633	0-0	---	4-5	.800	6	11	17	2	6-0	3	2	0	42	14.0
Turner	4-4	116	21-33	.636	2-3	.667	11-12	.917	8	35	43	5	16-1	4	8	11	55	13.8
Miles	4-1	106	13-30	.433	7-15	.467	11-12	.917	1	17	18	3	5-0	1	5	1	44	11.0
Ellis	4-3	130	17-41	.415	2-7	.286	4-5	.800	0	18	18	15	9-0	8	11	1	40	10.0
T. Young	4-4	116	16-34	.471	1-3	.333	5-8	.625	8	17	25	7	5-0	5	4	2	38	9.5
Seraphin	3-0	32	10-15	.667	0-0	---	1-2	.500	2	5	7	1	9-0	1	1	0	21	7.0
Stephenson (TOT)1-0	21	3-7	.429	0-0	---	0-1	.000	0	2	2	5	2	2-0	0	0	0	6	6.0
Stephenson (IND)1-0	21	3-7	.429	0-0	---	0-1	.000	0	2	2	5	2	2-0	0	0	0	6	6.0
Brooks	4-0	65	7-13	.538	1-3	.333	2-2	1.000	0	3	3	8	5-0	1	0	0	17	4.3
Robinson	1-0	7	1-2	.500	1-1	1.000	0-0	---	0	0	0	0	1-0	0	0	0	3	3.0
Stuckey	1-0	20	1-8	.125	0-0	---	0-0	---	0	2	2	3	1-0	0	0	0	2	2.0
Allen	4-0	60	1-11	.091	0-0	---	5-6	.833	6	4	10	7	6-0	3	1	2	7	1.8
Christmas	2-0	3	1-1	1.000	0-0	---	1-2	.500	1	0	1	0	1-0	0	0	0	3	1.5
J. Young	1-0	3	0-2	.000	0-0	---	0-0	---	0	0	0	0	0-0	0	0	0	0	0.0
PACERS	4	1010	175-352	.497	26-71	.366	78-93	.839	37	141	178	94	81-1	41	55	19	454	113.5

# INDIANA PACERS

OPPONENTS

DATE	H/A	W/L	PHI	OPP	DATE	H/A	W/L	PHI	OPP	DATE	H/A	W/L	PHI	OPP	DATE	H/A	W/L	PHI	OPP
11/17/76	H	L	117	123	11/6/85	H	W	105	97	12/5/95	A	L	91	108	4/11/08	H	L	76	85
12/18/76	A	W	97	93	11/29/85	A	W	110	100	2/7/96	H	W	102	101	11/14/08	A	W	94	92
2/1/77	A	L	109	110	12/17/85	A	W	102	96	2/23/96	A	L	95	102	12/20/08	H	L	94	95
2/11/77	H	W	118	109	3/9/86	H	W	120	102	4/3/96	H	L	87	102	2/5/09	H	W	99	94
12/10/77	A	L	108	114*	3/11/86	A	W	101	91	11/20/96	H	L	92	103	2/17/09	A	L	91	100
2/3/78	H	W	116	104	4/11/86	H	W	130	122	1/19/97	A	L	107	111	1/23/10	A	W	107	97
2/14/78	A	W	119	116	10/31/86	H	W	108	104	4/4/97	H	L	103	114	12/25/10	H	L	98	109
4/7/78	H	L	118	127	11/4/86	A	L	121	125**	11/30/97	A	L	89	101	3/9/10	A	L	96	107
12/27/78	H	W	122	110	12/10/86	H	W	122	112	1/28/98	H	L	90	93*	10/30/10	A	L	86	99
1/5/79	A	L	96	123	1/13/87	A	W	101	94	2/19/98	A	L	77	82	11/3/10	H	W	101	75
3/16/79	H	W	114	106	2/3/87	A	W	99	94	2/22/98	H	L	92	97	1/11/11	H	L	103	111
4/6/79	A	L	118	136	4/17/87	H	L	111	115	2/18/99	A	L	95	99	3/8/11	A	W	110	100
10/24/79	H	W	132	110	11/6/87	H	W	108	95	3/17/99	H	W	114	110	1/9/12	H	W	96	86
11/3/79	A	W	120	114**	1/29/88	H	W	94	89	4/16/99	H	W	93	83	3/14/12	A	L	94	111
11/26/79	H	W	113	112	2/4/88	A	L	95	109	1/22/00	H	W	103	97	4/17/12	H	L	97	102
2/5/80	A	W	109	108	3/6/88	A	W	105	100	2/7/00	A	L	84	109	4/21/12	A	W	109	106*
3/5/80	H	W	120	113	3/18/88	H	W	129	109	3/26/00	A	W	111	101	12/14/12	A	L	85	95
3/14/80	A	L	94	104	4/16/88	A	L	92	126	4/17/00	H	L	90	92	2/6/13	H	L	69	88
11/13/80	A	W	130	103	11/26/88	H	W	122	114	1/28/01	A	W	86	81	3/16/13	H	W	98	91
11/21/80	H	W	97	88	12/3/88	A	W	107	100	4/1/01	H	W	104	93	4/17/13	A	W	105	95
12/16/80	A	W	109	107	2/14/89	A	W	113	108	4/17/01	A	W	111	105*	11/23/13	A	L	98	106
1/21/81	H	W	118	104	2/15/89	H	W	113	98	11/8/01	H	L	77	87	3/14/14	H	L	94	101
3/10/81	A	W	103	102	11/25/89	A	W	111	103	2/17/02	A	L	76	86	3/17/14	A	L	90	99
3/18/81	H	W	107	95	1/8/90	H	W	120	116	3/8/02	H	W	109	100	10/29/14	A	L	91	103
11/4/81	H	W	107	99	1/31/90	A	W	112	108	4/17/02	A	L	80	103	1/10/15	H	W	93	92
11/27/81	A	W	124	112*	4/18/90	H	W	124	113	12/15/02	A	L	97	107	2/20/14	H	L	95	106
12/2/82	A	W	112	105	11/13/90	A	W	108	100	1/6/03	H	L	104	105	3/1/15	A	L	74	94
2/10/82	H	W	102	96	11/28/90	H	W	116	106	3/12/03	H	W	96	93	11/18/15	H	L	85	112
3/19/82	H	W	112	95	1/23/91	H	L	109	110	3/26/03	A	W	91	85	3/21/16	A	L	75	91
4/13/82	A	W	93	89	4/3/91	A	W	107	104	11/9/03	H	L	74	85	4/2/16	H	L	102	115
11/12/82	H	L	108	117	12/26/91	A	W	113	110	11/28/03	A	L	77	90	11/9/16	A	L	115	122*
11/24/82	A	W	121	106	1/29/92	H	L	90	115	2/28/04	A	L	74	81	1/11/16	H	W	109	105*
1/15/83	H	W	114	105	3/11/92	H	W	111	93	4/12/04	H	L	93	107	3/26/17	A	L	94	107
3/15/83	A	W	132	128	3/22/92	A	L	100	108	11/12/04	H	W	106	104*	4/10/17	H	L	111	120
4/8/83	H	W	126	118*	11/11/92	A	L	114	120	12/22/04	A	W	102	90	<i>*overtime</i>				
10/29/83	A	W	124	112*	12/21/92	H	W	113	101	1/31/05	H	W	89	88	<i>**double-overtime</i>				
11/29/83	A	W	98	96	1/12/93	A	L	93	112	4/15/05	A	W	90	86					
2/1/84	H	W	111	103	1/27/93	H	L	125	127*	11/5/05	A	W	111	109					
3/13/84	A	W	121	106	11/24/93	A	W	108	97	3/5/06	H	L	93	94					
4/6/84	H	W	112	106	1/14/94	H	W	104	102*	3/26/06	A	L	79	92					
11/7/84	H	W	134	113	4/13/94	H	L	87	115	11/7/06	A	L	86	97					
11/21/84	A	W	112	107	4/22/94	A	L	88	133	12/20/06	H	L	93	101					
11/28/84	H	W	122	101	1/29/94	H	L	88	94	3/10/07	A	W	100	96					
2/12/85	A	W	124	116	1/28/95	A	L	103	106*	4/10/07	H	W	90	86					
4/6/85	A	L	117	121	3/25/95	H	L	75	84	12/19/07	A	L	85	102					
4/12/85	H	W	111	105	4/19/95	A	L	91	103	1/21/08	H	L	103	110					





# LOS ANGELES CLIPPERS



Glenn "Doc" Rivers

## GENERAL INFORMATION

Franchise Timeline (Established) .....Buffalo Braves (1970-71), San Deigo Clippers (1978-79),  
 .....Los Angeles Clippers (1984-85)  
 Address .....6951 S. Centinela Ave. Playa Vista, CA 90094  
 Owner .....Steve Ballmer  
 President of Basketball Operations & Head Coach ..... Glenn "Doc" Rivers  
 General Manager .....Dave Wohl  
 Assistant Coaches .....Mike Woodson, Sam Cassell, Armond Hill, Brendan O'Connor, Patrick Sullivan and John Welch  
 Player Development .....Dee Brown  
 Director of Medical Services & Head Athletic Trainer .....Jason Powell  
 Communications .. Seth Burton, Dennis Rogers, Ta'Nisha Cooper, Steven Esparza, Aubrey Freckman, Brandon Ehrlich  
 Home Court .....STAPLES Center (19,060)

## BROADCAST INFORMATION

Television .....Prime Ticket: Broadcasters: Ralph Lawler, Michael Smith  
 Radio .....AM 570, LA Sports: Brian Sieman  
 Spanish Radio .....ESPN Deportes (1330 AM): Armando Garcia

## ALL-TIME SERIES INFORMATION

### SIXERS

Largest Margin of Victory: 31, 3/29/78  
 Most Pts. Scored: 149, 3/29/78  
 Fewest Pts. Scored: 72, 3/20/13

### CLIPPERS

Largest Margin of Victory: 45, 2/9/14  
 Most Pts. Scored: 130, 12/27/75  
 Fewest Pts. Scored: 75, 12/31/02

## 2017-18 SCHEDULE

11/13/17 @ LAC  
 2/10/18 @ PHI

## ALL-TIME SERIES RESULTS

Overall: 68-58  
 Home: 43-19  
 Away: 24-37  
 Neutral: 1-2

## PLAYOFFS

Overall: 1-2  
 Home: 0-2  
 Away: 1-0

## SIXERS 2016-17 SEASON SERIES STATISTICS VS. CLIPPERS

PLAYER	G-GS	MIN	FG-A	PCT	3FG-A	PCT	FT-A	PCT	OFF	DEF	TOT	AST	PF-DQ	STL	TO	BLK	PTS	AVG
Holmes	2-0	46	18-25	.720	3-4	.750	3-5	.600	0	12	12	0	7-0	0	1	1	42	21.0
Noel	1-1	29	8-10	.800	0-0	---	3-3	1.000	1	7	8	5	4-0	2	1	3	19	19.0
Saric	2-1	61	10-27	.370	2-7	.286	10-11	.909	3	10	13	4	5-0	1	4	2	32	16.0
Okafor	1-1	21	6-10	.600	0-0	---	2-2	1.000	0	4	4	4	0-0	3	4	0	14	14.0
Covington	2-2	68	11-24	.458	4-13	.308	1-1	1.000	6	8	14	2	11-1	6	2	2	27	13.5
Henderson	1-0	22	3-7	.429	1-3	.333	4-4	1.000	0	1	1	2	5-0	0	0	0	11	11.0
Ilyasova	1-1	22	3-9	.333	2-5	.400	2-2	1.000	0	5	5	3	5-0	1	0	0	10	10.0
McConnell	2-2	58	8-18	.444	1-5	.200	1-1	1.000	0	1	1	20	3-0	2	1	0	18	9.0
Stauskas	2-1	51	6-15	.400	4-9	.444	1-3	.333	0	4	4	5	6-0	2	2	0	17	8.5
Luwawu	2-1	46	5-10	.500	2-6	.333	4-4	1.000	1	5	6	3	3-0	1	1	0	16	8.0
Rodriguez	2-0	38	6-17	.353	1-7	.143	0-0	---	0	5	5	15	0-0	0	4	0	13	6.5
Anderson (TOT)	3-0	41	7-13	.538	2-3	.667	3-3	1.000	2	10	12	0	6-0	1	3	0	19	6.3
Anderson (PHI)	1-0	17	1-2	.500	0-0	---	0-0	---	2	4	6	0	1-0	1	1	0	2	2.0
76ERS	2	480	85-174	.489	20-59	.339	31-36	.861	13	66	79	63	50-1	19	22	8	221	110.5

## CLIPPERS 2016-17 SEASON SERIES STATISTICS VS. SIXERS

PLAYER	G-GS	MIN	FG-A	PCT	3FG-A	PCT	FT-A	PCT	OFF	DEF	TOT	AST	PF-DQ	STL	TO	BLK	PTS	AVG
Paul	1-1	34	11-16	.688	4-4	1.000	4-4	1.000	0	3	3	7	1-0	2	3	0	30	30.0
Crawford	2-0	64	11-27	.407	6-13	.462	7-7	1.000	0	1	1	4	0-0	2	3	0	35	17.5
Redick	2-2	64	10-26	.385	7-18	.389	7-8	.875	0	3	3	3	4-0	2	3	0	34	17.0
Jordan	2-2	67	9-11	.818	0-0	---	11-22	.500	11	29	40	7	7-0	1	2	3	29	14.5
Griffin	2-2	65	8-23	.348	0-2	.000	11-15	.733	5	16	21	11	4-0	4	10	0	27	13.5
Rivers	2-1	58	9-23	.391	4-10	.400	4-8	.500	1	3	4	6	7-0	3	5	0	26	13.0
Speights	2-0	25	8-12	.667	4-7	.571	0-0	---	0	3	3	1	5-0	0	3	0	20	10.0
Bass	1-0	12	0-1	.000	0-0	---	6-6	1.000	1	1	2	0	0-0	0	0	0	6	6.0
Felton	2-0	39	4-9	.444	0-3	.000	0-0	---	0	2	2	3	3-0	3	0	0	8	4.0
W. Johnson	2-0	21	2-2	1.000	1-1	1.000	0-0	---	1	4	5	0	3-0	0	0	0	5	2.5
Mbah a Moute	2-2	30	1-2	.500	0-1	.000	0-0	---	0	3	3	0	1-0	0	1	1	2	1.0
CLIPPERS	2	480	73-152	.480	26-59	.441	50-70	.714	19	68	87	42	35-0	17	32	4	222	111.0

# LOS ANGELES CLIPPERS

DATE	H/A	W/L	PHI	OPP
10/20/70	A	W	98	89
11/13/70	H	W	119	111
11/25/70	N	W	99	92
12/29/70	A	W	124	113
12/14/71	A	L	110	117
12/27/71	A	W	121	112
1/2/72	H	L	109	111
2/2/72	H	W	119	104
3/1/72	H	W	108	99
3/14/72	A	L	105	108
10/13/72	H	L	101	104
10/17/72	A	L	114	122
11/24/72	N	L	96	105
11/28/72	A	W	101	94
12/16/72	H	L	103	126
1/2/73	A	L	110	114
1/28/73	H	L	96	101
1/30/73	A	L	104	105
10/20/73	A	L	110	116
1/20/74	H	W	129	112
1/22/74	A	L	109	119
2/3/74	N	L	98	112
2/6/74	H	L	98	114
2/13/74	H	L	106	129
3/2/74	H	L	99	103
11/21/74	A	L	95	99
11/26/74	H	L	99	103
12/7/74	H	W	116	112
12/10/74	A	L	91	101
1/6/75	H	W	101	95
2/4/75	A	W	111	105*
3/25/75	A	L	103	118

DATE	H/A	W/L	PHI	OPP
3/28/75	H	L	104	115
4/4/75	A	L	97	108
10/31/75	H	L	87	92
11/4/75	A	W	121	114
12/26/75	H	W	96	95
12/27/75	A	L	105	130
2/8/76	H	W	100	97
3/6/76	A	L	99	105
3/31/76	H	W	107	103
10/23/76	A	L	105	108
12/8/76	H	W	123	102
2/8/77	A	L	89	99
2/16/77	H	W	117	113
11/26/77	A	W	112	107
1/13/78	H	W	118	93
2/10/78	A	L	110	116
3/29/78	H	W	149	118
11/24/78	H	W	134	120
12/19/78	A	W	124	113
2/9/79	H	W	117	106
2/23/79	A	L	116	117
11/30/79	H	W	104	101
2/21/80	A	L	99	104
2/6/81	H	W	129	113
2/25/81	A	W	107	95
2/23/82	A	W	115	101
3/3/82	H	W	125	107
11/3/82	H	W	130	111
12/3/82	A	W	127	110
11/13/83	H	W	124	116*
3/4/84	A	W	127	122
1/26/85	A	W	120	113

DATE	H/A	W/L	PHI	OPP
3/13/85	H	W	121	103
12/26/85	A	W	117	108
1/8/86	H	W	116	114
11/16/86	A	W	103	90
1/5/87	H	W	108	102
12/2/87	A	L	85	88
1/8/88	H	W	117	103
11/4/88	H	W	129	110
2/28/89	A	W	123	105
12/30/89	A	W	100	95
3/5/90	H	W	128	105
12/18/90	H	W	110	99
2/17/91	A	W	114	104
12/28/91	A	L	95	102
1/10/92	H	W	102	90
12/11/92	H	L	110	125
12/27/92	A	W	110	106
12/27/93	A	L	86	96
1/12/94	H	W	117	98
11/18/94	H	W	97	83
1/5/95	A	L	93	95
3/10/96	H	L	102	104
3/22/96	A	L	93	107
2/20/97	H	W	101	84
2/25/97	A	L	93	98
2/25/98	A	L	108	117
4/3/98	H	W	93	78
11/5/99	A	L	81	91
2/23/00	H	W	94	78
2/16/01	H	W	108	93
3/20/01	A	L	77	88
12/26/01	A	W	100	86

DATE	H/A	W/L	PHI	OPP
1/7/02	H	W	116	92
11/6/02	H	W	101	99*
12/31/02	A	W	83	75
12/16/03	A	L	98	101
1/7/04	H	W	100	80
1/2/05	A	L	83	89
2/6/05	H	W	106	104
11/13/05	H	W	113	108
3/17/06	A	L	89	99
11/18/06	A	L	97	103*
2/9/07	H	L	89	90
2/9/08	H	W	101	80
3/3/08	A	W	106	80
11/21/08	H	W	89	88
12/31/08	A	W	100	92
12/19/09	H	L	107	112**
12/31/09	A	L	88	104
12/15/10	H	W	105	91
3/16/11	A	W	104	94
2/10/12	H	L	77	78
2/11/13	H	L	90	107
3/20/13	A	L	72	101
12/9/13	H	L	83	94
2/9/14	A	L	78	123
1/3/15	A	L	91	127
3/27/15	H	L	98	119
1/2/16	A	L	99	130
2/8/16	H	L	92	98*
1/24/17	H	W	121	110
3/11/17	A	L	100	112

\* overtime

\*\*double-overtime



# LOS ANGELES LAKERS



Luke Walton

## GENERAL INFORMATION

Franchise Timeline (Established).....Minneapolis Lakers (1948-49), Los Angeles Lakers (1960-61)  
 Address.....555 Nash Street; El Segundo, Calif.  
 CEO & Controlling Owner.....Jeanie Buss  
 President of Basketball Operations.....Earvin "Magic" Johnson  
 General Manager.....Rob Pelinka  
 Head Coach.....Luke Walton  
 Associate Head Coach.....Brian Shaw  
 Assistant Coaches.....Brian Keefe, Mark Madsen, Jesse Mermuys, Jud Buechler, Miles Simon  
 Athletic Trainer.....Marco Nunez  
 Public Relations.....Alison Bogli, Ta'Nisha Cooper, Will Patterson, T.C. Greene, Matt Fleeer  
 Home Court.....STAPLES Center (18,997)

## BROADCAST INFORMATION

Radio.....ESPNLA Radio (710 AM): John Ireland, Mychal Thompson  
 Spanish Radio.....ESPN Deportes (1330 AM): Fernando Gonzalez, Pepe Mantilla  
 Television.....Spectrum SportsNet: Bill Macdonald, Stu Lantz  
 Spanish Television.....Spectrum Deportes: Adrian Garcia Marquez, Francisco Pinto

## ALL-TIME SERIES INFORMATION

### SIXERS

Largest Margin of Victory: 31, 11/4/51  
 Most Pts. Scored: 158, 3/18/68  
 Fewest Pts. Scored: 65, 11/5/53

### LAKERS

Largest Margin of Victory: 40, 2x last 11/19/72  
 Most Pts. Scored: 154, 12/19/71  
 Fewest Pts. Scored: 65, 1/29/53

### 2017-18 SCHEDULE

11/15/17 @ LAL  
 12/7/17 @ PHI

### ALL-TIME SERIES RESULTS

Overall: 133-144  
 Home: 78-47  
 Away: 40-81  
 Neutral: 15-16

### PLAYOFFS

Overall: 14-20  
 Home: 8-9  
 Away: 6-11

## SIXERS 2016-17 SEASON SERIES STATISTICS VS. LAKERS

PLAYER	G-GS	MIN	FG-A	PCT	3FG-A	PCT	FT-A	PCT	OFF	DEF	TOT	AST	PF-DQ	STL	TO	BLK	PTS	AVG
Okafor	2-2	51	12-19	.632	0-0	---	13-14	.929	3	9	12	2	4-0	2	4	1	37	18.5
Luwawu	1-1	27	7-11	.636	2-4	.500	2-2	1.000	0	3	3	3	4-0	0	1	0	18	18.0
Saric	2-1	55	12-28	.429	4-11	.364	8-11	.727	2	8	10	5	5-0	2	6	1	36	18.0
Embiid	1-1	29	5-14	.357	2-4	.500	3-8	.375	2	2	4	2	2-0	0	3	2	15	15.0
Covington	1-1	36	6-16	.375	0-6	.000	2-2	1.000	3	3	6	2	4-0	0	3	1	14	14.0
Ilyasova	1-0	27	6-14	.429	1-8	.125	0-0	---	2	8	10	1	2-0	1	2	0	13	13.0
Anderson (TOT)	4-0	68	13-28	.464	7-11	.636	8-8	1.000	4	10	14	3	4-0	3	3	1	41	10.3
Anderson (PHI)	1-0	21	3-6	.500	2-3	.667	0-0	---	1	1	2	1	1-0	0	0	0	8	8.0
Holmes	1-0	22	3-6	.500	1-3	.333	3-4	.750	0	5	5	1	3-0	2	0	1	10	10.0
Stauskas	2-0	49	7-15	.467	2-6	.333	2-2	1.000	0	1	1	6	2-0	1	4	0	18	9.0
Long	1-0	12	2-3	.667	0-0	---	2-2	1.000	0	5	5	0	4-0	0	0	0	6	6.0
McConnell	2-1	53	3-7	.429	0-0	---	6-6	1.000	1	5	6	17	3-0	6	3	0	12	6.0
Henderson	2-2	47	3-11	.273	1-4	.250	4-5	.800	2	5	7	3	5-0	0	3	1	11	5.5
Rodriguez	2-1	43	3-13	.231	1-6	.167	0-0	---	2	4	6	7	2-0	1	4	0	7	3.5
Noel	1-0	8	1-4	.250	0-0	---	0-0	---	2	3	5	0	0-0	0	0	1	2	2.0
76ERS	2	480	73-167	.437	16-55	.291	45-56	.804	20	62	82	50	41-0	15	33	8	207	103.5

## LAKERS 2016-17 SEASON SERIES STATISTICS VS. SIXERS

PLAYER	G-GS	MIN	FG-A	PCT	3FG-A	PCT	FT-A	PCT	OFF	DEF	TOT	AST	PF-DQ	STL	TO	BLK	PTS	AVG
Randle	2-2	68	18-31	.581	0-3	.000	10-12	.833	3	18	21	7	9-0	3	8	2	46	23.0
Clarkson	2-0	60	14-25	.560	2-6	.333	10-11	.909	2	7	9	10	1-0	1	4	1	40	20.0
Williams	1-0	23	5-12	.417	1-6	.167	7-8	.875	0	0	0	3	0-0	4	1	0	18	18.0
Young	1-1	21	5-9	.556	2-5	.400	3-4	.750	0	1	1	2	2-0	0	0	1	15	15.0
Russell	2-2	60	9-29	.310	4-14	.286	4-4	1.000	0	11	11	9	3-0	1	5	0	26	13.0
Zubac	1-1	19	4-5	.800	0-0	---	2-3	.667	0	6	6	0	2-0	0	2	4	10	10.0
Ennis (TOT)	2-0	31	6-11	.545	3-4	.750	1-1	1.000	0	0	0	3	7-0	2	4	0	16	8.0
Ennis (LAL)	1-0	16	3-5	.600	1-2	.500	1-1	1.000	0	0	0	2	5-0	1	2	0	8	8.0
Deng	1-1	32	3-8	.375	1-5	.200	0-0	---	1	5	6	3	0-0	1	0	0	7	7.0
Ingram	2-1	59	6-17	.353	0-5	.000	2-2	1.000	1	5	6	2	2-0	3	5	2	14	7.0
Nance	2-0	56	5-7	.714	2-3	.667	0-1	.000	4	11	15	3	5-0	5	3	3	12	6.0
Nwaba	1-1	16	1-3	.333	0-1	.000	4-4	1.000	0	1	1	0	2-0	0	0	1	6	6.0
Mozgov	1-1	19	2-5	.400	0-0	---	0-0	---	1	4	5	1	4-0	0	4	0	4	4.0
Black	2-0	21	3-5	.600	0-0	---	0-0	---	3	2	5	1	6-0	1	1	0	6	3.0
Brewer (TOT)	3-0	36	3-10	.300	0-1	.000	2-2	1.000	1	3	4	1	4-0	0	3	1	8	2.7
Brewer (LAL)	1-0	10	2-6	.333	0-0	---	0-0	---	0	0	0	0	1-0	0	0	0	4	4.0
LAKERS	2	480	80-167	.479	13-50	.260	43-50	.860	15	71	86	43	42-0	20	35	14	216	108.0





# MEMPHIS GRIZZLIES



David Fizdale

## GENERAL INFORMATION

Franchise Timeline (Established) .....Vancouver Grizzlies (1995-96), Memphis Grizzlies (2001-02)  
 Address ..... 191 Beale Street; Memphis, TN 38103  
 Controlling Owner ..... Robert. Pera  
 General Manager ..... Chris Wallace  
 Vice President of Basketball Operations..... John Hollinger  
 Executive V.P. of Player Personnel..... Ed Stefanski  
 Head Coach .....David Fizdale  
 Associated Head Coach .....J.B. Bickerstaff  
 Assistant Coaches ..... Keith Smart, Bob Bender, Nick Van Exel, Adam Mazarei  
 Director of Performance.....Eric Oetter  
 Head Strength and Conditioning Coach ..... Chatten Hill  
 Communications .....Jason Wallace, Ross Wooden,  
 Home Court.....FedExForum (18,119)

## BROADCAST INFORMATION

Radio..... ESPN (92.9 FM/680 AM); Eric Hasseltine, Hank McDowell, Elliot Perry  
 Television.....Fox Sports Southeast: Pete Pranic, Brevin Knight, Sean Tuohy, Rob Fischer, Chris Vernon

## ALL-TIME SERIES INFORMATION

### SIXERS

Largest Margin of Victory: 19, 4/10/10  
 Most Pts. Scored: 120, 4/10/10  
 Fewest Pts. Scored: 76, 2/21/12

### GRIZZLIES

Largest Margin of Victory: 26, 3/15/14  
 Most Pts. Scored: 120, 12/13/14  
 Fewest Pts. Scored: 79, 12/9/00

## SIXERS 2016-17 SEASON SERIES STATISTICS VS. GRIZZLIES

PLAYER	G-GS	MIN	FG-A	PCT	3FG-A	PCT	FT-A	PCT	OFF	DEF	TOT	AST	PF-DQ	STL	TO	BLK	PTS	AVG
Ilyasova	2-2	80	15-34	.441	6-18	.333	9-12	.750	5	24	29	4	11-1	1	3	2	45	22.5
Covington	1-1	46	6-10	.600	4-7	.571	3-5	.600	1	9	10	2	5-0	3	6	3	19	19.0
Bayless	1-0	30	6-15	.400	1-2	.500	5-6	.833	1	5	6	6	3-0	0	5	0	18	18.0
Embiid	1-1	27	4-10	.400	1-4	.250	3-4	.750	1	10	11	3	5-0	1	7	3	12	12.0
Stauskas	2-1	81	6-22	.273	3-15	.200	7-12	.583	0	9	9	5	4-0	1	2	1	22	11.0
Holmes	1-1	34	5-13	.385	0-2	.000	0-1	.000	3	3	6	2	4-0	1	2	3	10	10.0
Saric	2-0	47	7-18	.389	4-11	.364	2-3	.667	4	8	12	2	7-0	1	3	0	20	10.0
Luwawu	1-0	16	3-6	.500	1-2	.500	0-2	.000	0	2	2	0	4-0	0	2	0	7	7.0
Thompson	2-1	50	5-16	.313	2-7	.286	1-2	.500	0	4	4	3	5-0	2	1	2	13	6.5
Anderson (TOT)	1-0	32	2-9	.222	0-4	.000	2-2	1.000	0	6	6	2	1-0	1	4	1	6	6.0
Rodriguez	2-2	44	5-16	.313	2-7	.286	0-0	---	0	3	3	8	3-0	0	4	0	12	6.0
Henderson	1-1	16	2-4	.500	1-1	1.000	0-1	.000	0	3	3	0	1-0	0	1	0	5	5.0
McConnell	2-0	32	2-5	.400	1-1	1.000	0-0	---	1	4	5	10	3-0	3	3	0	5	2.5
Okafor	1-0	26	1-6	.167	0-0	---	0-1	.000	1	0	1	0	4-0	1	3	3	2	2.0
76ERS	2	530	67-175	.383	26-77	.338	30-49	.612	17	84	101	45	59-1	14	43	17	190	95.0

## GRIZZLIES 2016-17 SEASON SERIES STATISTICS VS. SIXERS

PLAYER	G-GS	MIN	FG-A	PCT	3FG-A	PCT	FT-A	PCT	OFF	DEF	TOT	AST	PF-DQ	STL	TO	BLK	PTS	AVG
Gasol	2-2	80	19-37	.514	2-7	.286	13-16	.813	4	12	16	7	7-0	4	9	5	53	26.5
Conley	1-1	45	7-20	.350	3-7	.429	8-10	.800	0	9	9	9	2-0	2	4	0	25	25.0
Green	2-2	68	6-13	.462	1-1	1.000	10-12	.833	6	15	21	4	7-0	2	4	2	23	11.5
Randolph	2-0	49	10-30	.333	0-1	.000	3-6	.500	7	13	20	2	5-0	1	0	2	23	11.5
Baldwin	1-0	24	2-6	.333	0-1	.000	7-8	.875	0	1	1	2	5-0	0	3	0	11	11.0
Allen	2-2	49	8-17	.471	0-0	---	2-3	.667	1	6	7	4	6-0	2	3	0	18	9.0
Daniels	2-1	48	6-21	.286	3-13	.231	1-1	1.000	0	5	5	2	5-0	2	0	0	16	8.0
Williams	1-1	31	4-6	.667	0-2	.000	0-0	---	1	2	3	1	4-0	2	0	1	8	8.0
Carter	1-0	39	3-11	.273	1-6	.167	0-1	.000	0	2	2	0	3-0	0	1	1	7	7.0
Harrison	2-1	70	3-15	.200	1-6	.167	2-2	1.000	0	8	8	10	7-0	4	3	2	9	4.5
Martin	2-0	22	2-6	.333	1-1	1.000	0-0	---	1	4	5	0	2-0	2	1	1	5	2.5
Douglas	1-0	6	1-3	.333	0-1	.000	0-0	---	1	1	2	1	0-0	0	0	0	2	2.0
Davis	1-0	0	0-0	---	0-0	---	0-0	---	0	0	0	0	0-0	0	0	0	0	0.0
GRIZZLIES	2	530	71-185	.384	12-46	.261	46-59	.780	21	78	99	42	53-0	21	28	14	200	100.0

# MEMPHIS GRIZZLIES

DATE	H/A	W/L	PHI	OPP
1/5/96	A	L	102	103*
1/29/96	H	W	103	92
11/30/96	H	W	96	90
2/28/97	A	W	104	100
1/1/98	A	W	115	104
1/13/98	H	W	107	89
3/24/99	A	W	95	90*
12/27/99	A	W	100	93
3/8/00	H	W	107	90
12/9/00	A	W	83	79
2/21/01	H	W	107	91
12/2/01	H	L	87	93
12/8/01	A	L	83	92
11/20/02	A	W	95	88
2/26/03	H	W	111	107
1/17/04	H	L	87	91
3/16/04	A	L	79	82
12/3/04	A	L	86	94
2/9/05	H	L	95	98
1/20/06	H	W	89	86*
3/12/06	A	W	94	91
1/17/07	A	L	102	118
3/2/07	H	W	117	112*
12/22/07	A	W	99	97
2/13/08	H	W	102	88
2/11/09	H	W	91	87
3/7/09	A	W	110	105
11/20/09	H	L	97	102
4/10/10	A	W	120	101
1/28/11	H	L	94	99
2/15/11	A	L	91	102
2/21/12	A	L	76	89
12/26/12	A	W	99	89
1/28/13	H	L	100	103
3/15/14	H	L	77	103
4/11/14	A	L	95	117
12/13/14	H	L	115	120*
1/24/15	A	L	83	101
11/29/15	A	L	84	92*
12/22/15	H	L	90	104
11/23/16	H	L	99	104**
12/6/16	A	L	91	96

\* overtime

\*\*double-overtime



# MIAMI HEAT



Erik Spoelstra

## GENERAL INFORMATION

Franchise Timeline (Established) ..... Miami Heat (1988-89)  
 Address ..... 601 Biscayne Boulevard; Miami, FL 33132  
 Managing General Partner ..... Micky Arison  
 Chief Executive Officer ..... Nick Arison  
 President ..... Pat Riley  
 Senior Vice President, Basketball Operations/General Manager ..... Andy Elisburg  
 Head Coach ..... Erik Spoelstra  
 Assistant Coaches ..... Dan Craig, Juwan Howard, Chris Quinn, Octavio De La Grana  
 Head Athletic Trainer ..... Jay Sabol  
 Sports Media Relations ..... Tim Donovan, Rob Wilson, Michael Lissack, Nick Maiorana  
 Home Court ..... American Airlines Arena (19,600)

## BROADCAST INFORMATION

Radio ..... 790 The Ticket (AM 790/FM 104.3 HD-2); Mike Inglis, John Crotty, Ron Rothstein  
 Spanish Radio ..... WAQI (710 AM); José Pañeda, Joe Pujala  
 Cable Television ..... FOX Sports Sun; Eric Reid, Tony Fiorentino, Jason Jackson

### 2017-18 SCHEDULE

2/2/18 @ PHI  
 2/14/18 @ PHI  
 2/27/18 @ MIA  
 3/8/18 @ MIA

### ALL-TIME SERIES RESULTS

Overall: 55-58  
 Home: 34-22  
 Away: 21-36

### PLAYOFFS

Overall: 1-4  
 Home: 1-1  
 Away: 0-3

## ALL-TIME SERIES INFORMATION

### SIXERS

Largest Margin of Victory: 31, 2/22/89  
 Most Pts. Scored: 139, 2/22/89  
 Fewest Pts. Scored: 57, 2/21/96

### HEAT

Largest Margin of Victory: 37, 3/5/94  
 Most Pts. Scored: 128, 11/20/92  
 Fewest Pts. Scored: 66, 2/21/96

## SIXERS 2016-17 SEASON SERIES STATISTICS VS. HEAT

PLAYER	G-GS	MIN	FG-A	PCT	3FG-A	PCT	FT-A	PCT	OFF	DEF	TOT	AST	PF-DQ	STL	TO	BLK	PTS	AVG
Embiid	1-1	23	7-13	.538	1-2	.500	7-9	.778	0	5	5	0	2-0	1	1	3	22	22.0
Covington	3-3	88	15-36	.417	9-18	.500	8-10	.800	5	16	21	1	11-0	8	4	3	47	15.7
Ilyasova	3-3	80	16-34	.471	6-16	.375	7-11	.636	2	18	20	7	6-0	1	6	0	45	15.0
Noel	2-2	51	11-18	.611	0-1	.000	4-7	.571	4	6	10	3	6-0	6	2	1	26	13.0
Henderson	4-4	98	15-34	.441	3-6	.500	14-14	1.000	0	9	9	7	7-0	3	3	1	47	11.8
Holmes	3-0	66	13-18	.722	0-1	.000	7-8	.875	7	12	19	3	8-0	2	5	2	33	11.0
Okafor	2-1	47	10-24	.417	0-0	---	1-3	.333	3	7	10	3	5-0	0	5	2	21	10.5
McConnell	4-3	106	14-22	.636	0-0	---	10-11	.909	2	9	11	22	8-0	6	7	0	38	9.5
Saric	4-1	98	13-40	.325	4-14	.286	6-8	.750	6	14	20	6	13-0	4	6	1	36	9.0
Stauskas	4-1	118	11-37	.297	5-15	.333	9-11	.818	0	10	10	9	7-0	4	7	3	36	9.0
Rodriguez	4-1	65	14-26	.538	3-5	.600	2-2	1.000	1	3	4	13	4-0	1	5	0	33	8.3
Randle	1-0	12	1-4	.250	0-3	.000	6-6	1.000	0	0	0	1	1-0	0	0	0	8	8.0
Luwawu	3-0	55	4-15	.267	1-6	.167	7-9	.778	1	5	6	1	7-0	2	3	2	16	5.3
Bayless	1-0	15	1-7	.143	0-2	.000	2-2	1.000	1	1	2	5	0-0	0	2	0	4	4.0
Anderson (TOT)	2-0	30	3-4	.750	0-1	.000	0-0	---	2	2	4	2	2-0	1	2	0	6	3.0
Anderson (PHI)	1-0	26	3-4	.750	0-1	.000	0-0	---	2	2	4	2	2-0	1	2	0	6	6.0
Thompson	1-0	11	0-1	.000	0-1	.000	0-0	---	0	0	0	1	2-0	1	0	0	0	0.0
76ERS	4	960	148-333	.444	32-91	.352	90-111	.811	34	117	151	84	89-0	40	59	18	418	104.5

## HEAT 2016-17 SEASON SERIES STATISTICS VS. SIXERS

PLAYER	G-GS	MIN	FG-A	PCT	3FG-A	PCT	FT-A	PCT	OFF	DEF	TOT	AST	PF-DQ	STL	TO	BLK	PTS	AVG
Whiteside	4-4	115	38-56	.679	0-0	---	13-17	.765	18	45	63	3	10-0	1	10	10	89	22.3
Walters	3-3	83	20-37	.541	7-13	.538	8-10	.800	0	8	8	14	3-0	2	7	2	55	18.3
Dragic	4-4	123	28-58	.483	5-13	.385	10-12	.833	2	13	15	19	13-0	8	13	1	71	17.8
Ellington	3-1	77	14-30	.467	11-23	.478	6-6	1.000	5	5	10	2	7-0	2	7	0	45	15.0
T. Johnson	4-0	124	20-41	.488	4-9	.444	16-20	.800	2	18	20	16	14-0	6	6	1	60	15.0
J. Johnson	4-0	94	21-38	.553	1-11	.091	16-23	.696	4	13	17	10	11-0	3	7	4	59	14.8
Richardson	2-1	53	4-19	.211	2-11	.182	1-2	.500	0	8	8	6	3-0	2	1	2	11	5.5
Babbitt	4-3	65	6-11	.545	6-10	.600	2-2	1.000	0	10	10	4	11-0	0	4	2	20	5.0
Williams	2-1	26	3-8	.375	1-3	.333	2-4	.500	1	1	2	0	2-0	0	2	0	9	4.5
White	3-0	68	5-14	.357	1-3	.333	0-0	---	2	4	6	4	6-0	1	2	3	11	3.7
McGruder	4-3	80	6-18	.333	1-9	.111	0-4	.000	8	6	14	5	6-0	1	5	0	13	3.3
Haslem	2-0	11	2-4	.500	0-1	.000	0-0	---	1	5	6	0	3-0	0	0	0	4	2.0
McRoberts	1-0	12	1-4	.250	0-1	.000	0-0	---	3	1	4	0	0-0	0	1	1	2	2.0
Reed	2-0	28	2-7	.286	0-0	---	0-0	---	4	3	7	1	2-0	0	1	1	4	2.0
HEAT	4	960	170-345	.493	39-107	.364	74-100	.740	50	140	190	84	91-0	26	69	27	453	113.

# MIAMI HEAT

DATE	H/A	W/L	PHI	OPP
2/22/89	A	W	139	108
3/31/89	H	W	114	93
11/8/89	H	W	115	91
11/22/89	A	W	113	103
12/6/89	H	W	121	98
1/19/90	A	W	102	95
3/21/90	H	W	118	97
12/14/90	H	W	95	92
12/21/90	A	W	126	102
2/22/91	A	W	103	96
3/15/91	H	W	105	103*
4/19/91	A	L	100	114
11/20/91	H	W	114	107
11/29/91	A	L	92	95
12/20/91	H	W	127	99
2/11/92	A	W	114	102
4/1/92	H	W	108	91
11/20/92	H	W	129	128***
1/20/93	A	W	115	112**
4/10/93	A	L	114	119
4/21/93	H	W	107	97
12/18/93	A	L	90	113
12/22/93	H	L	90	98
2/5/94	A	W	96	94
2/25/94	H	L	84	115
3/5/94	A	L	83	120
11/16/94	H	W	109	96
12/7/94	A	W	111	102
12/13/94	H	W	105	90
4/4/95	A	L	92	95
4/21/95	H	W	113	106

DATE	H/A	W/L	PHI	OPP
2/1/96	A	L	104	124
2/21/96	H	L	57	66
2/25/96	A	L	101	108
4/17/96	H	W	90	86
11/16/96	A	W	91	89
12/1/96	H	L	79	84
2/15/97	A	L	99	125
2/18/97	H	L	83	111
12/3/97	A	L	90	94
12/19/97	H	L	84	91
1/21/98	A	L	87	92
2/4/98	H	L	84	98
3/5/99	H	L	78	89
3/8/99	A	L	89	91
4/1/99	A	W	88	84
11/17/99	H	L	93	98
12/1/99	A	L	83	90
3/16/00	A	L	77	92
4/10/00	H	W	96	80
11/4/00	A	W	84	82
11/17/00	H	W	94	73
2/28/01	H	W	79	69
4/10/01	A	L	81	83
2/8/01	A	W	82	76
2/27/02	H	W	82	72
3/19/02	A	W	91	79
3/20/02	H	L	77	82
11/27/02	H	W	83	74
1/25/03	A	W	97	91
1/31/03	H	W	104	99
3/18/03	A	W	103	83

DATE	H/A	W/L	PHI	OPP
10/28/03	H	W	89	74
12/5/03	A	W	93	90
12/17/03	H	W	87	76
3/20/04	A	L	69	101
11/21/04	A	L	83	93
1/24/05	H	W	106	98
3/7/05	A	L	100	108
4/14/05	H	W	126	119*
11/18/05	A	L	96	106
12/16/05	H	L	105	112
4/14/06	A	L	85	104
11/5/06	H	W	107	98
11/27/06	A	L	91	103
1/19/07	H	W	98	95*
3/24/07	A	W	93	85
12/26/07	H	W	96	85
2/7/08	H	W	101	84
2/23/08	A	W	101	96
11/5/08	A	L	83	106
2/7/09	H	W	94	84
2/21/09	A	L	91	97
3/15/09	H	W	85	77
2/16/10	H	L	78	105
3/14/10	A	L	91	104
4/7/10	A	L	95	99
4/12/10	H	L	105	107
10/27/10	H	L	87	97
11/26/10	A	L	90	99
3/25/11	A	L	99	111
1/21/12	A	L	92	113
2/3/12	H	L	79	99

DATE	H/A	W/L	PHI	OPP
3/16/12	H	L	78	84
4/3/12	A	L	93	99
2/23/13	H	L	90	114
3/8/13	A	L	93	102
3/13/13	H	L	94	98
4/6/13	A	L	87	106
10/30/13	H	W	114	110
1/17/14	H	L	86	101
4/16/14	A	W	100	87
11/1/14	H	L	96	114
12/23/14	A	W	91	87
2/23/15	A	L	108	119
4/15/15	H	L	101	105
11/21/15	A	L	91	96
3/4/16	H	L	102	112
3/6/16	A	L	98	103
11/21/16	H	W	101	94
2/4/17	A	L	102	125
2/11/17	H	W	117	107
3/1/17	A	L	98	125

\* overtime

\*\*double-overtime

\*\*\*triple-overtime





# MILWAUKEE BUCKS



Jason Kidd

## GENERAL INFORMATION

Franchise Timeline (Established) ..... Milwaukee Bucks (1968-69)  
 Address ..... 1001 N. Fourth Street; Milwaukee, WI 53203  
 Owners ..... Wes Edens, Marc Lasry & Jamie Dinon  
 General Manager ..... Jon Horst  
 Head Coach ..... Jason Kidd  
 Assistant Coaches ..... Joe Prunty, Eric Hughes, Greg Foster, Sean Sweeney, Stacey Augmon, Frank Johnson and Josh Broghamer  
 Director of Performance ..... Troy Flanagan  
 Head Athletic Trainer ..... Scott Faust  
 Public Relations ..... Barry Baum, Dan Smyczek, Eric Kohlbeck  
 Home Court ..... BMO Harris Bradley Center (18,717)

### 2017-18 SCHEDULE

1/29/18 @ PHI  
 1/29/18 @ MIL  
 3/4/18 @ MIL  
 4/11/18 @ PHI

### ALL-TIME SERIES RESULTS

Overall: 98-105  
 Home: 52-48  
 Away: 44-55  
 Neutral: 2-2

### PLAYOFFS

Overall: 29-20  
 Home: 17-7  
 Away: 12-13

### BROADCAST INFORMATION

Radio.....WTMJ (620 AM); Ted Davis, Dennis Krause (home games)  
 Television.....FOX Sports Wisconsin: Jim Paschke, Gus Johnson, Marques Johnson, Jon McGlocklin

## ALL-TIME SERIES INFORMATION

### SIXERS

Largest Margin of Victory: 44, 11/16/68  
 Most Pts. Scored: 143, 3/3/69  
 Fewest Pts. Scored: 74, 3/12/11

### BUCKS

Largest Margin of Victory: 33, 4/15/87  
 Most Pts. Scored: 142, 1/29/71  
 Fewest Pts. Scored: 69, 1/30/08

## SIXERS 2016-17 SEASON SERIES STATISTICS VS. BUCKS

PLAYER	G-GS	MIN	FG-A	PCT	3FG-A	PCT	FT-A	PCT	OFF	DEF	TOT	AST	PF-DQ	STL	TO	BLK	PTS	AVG
Embiid	1-1	28	4-9	.444	1-3	.333	13-18	.722	3	10	13	2	3-0	2	4	5	22	22.0
Noel	1-1	28	5-9	.556	0-0	---	6-6	1.000	3	10	13	0	4-0	1	1	1	16	16.0
Saric	4-2	103	24-52	.462	5-20	.250	9-10	.900	6	22	28	14	7-0	5	10	0	62	15.5
Ilyasova	2-2	54	10-28	.357	5-12	.417	4-6	.667	2	11	13	5	3-0	1	4	0	29	14.5
Long	1-0	15	5-8	.625	1-1	1.000	2-7	.286	2	5	7	1	1-0	0	1	1	13	13.0
Covington	3-3	96	12-29	.414	6-18	.333	7-8	.875	3	11	14	6	10-3	3	7	7	37	12.3
Holmes	3-2	78	12-24	.500	3-6	.500	7-7	1.000	9	18	27	1	10-0	1	9	1	34	11.3
Anderson (TOT)	3-2	61	13-33	.394	0-14	.000	5-8	.625	6	8	14	5	4-0	1	2	0	31	10.3
Anderson (PHI)	2-1	51	11-28	.393	0-12	.000	5-8	.625	6	6	12	5	4-0	0	2	0	27	13.5
Okafor	1-0	20	4-5	.800	0-0	---	2-2	1.000	0	2	2	1	1-0	1	1	0	10	10.0
Randle	1-0	16	3-6	.500	2-4	.500	2-2	1.000	0	2	2	1	5-0	1	0	0	10	10.0
Henderson	4-1	88	12-25	.480	5-10	.500	10-12	.833	4	7	11	8	6-0	1	6	1	39	9.8
Stauskas	4-2	100	12-28	.429	7-16	.438	0-0	---	1	5	6	8	8-0	2	2	1	31	7.8
Luwawu	4-1	80	8-22	.364	2-8	.250	8-8	1.000	3	5	8	4	5-0	5	5	0	26	6.5
McConnell	3-3	88	7-16	.438	1-1	1.000	4-4	1.000	2	5	7	31	4-0	7	8	0	19	6.3
Rodriguez	3-1	74	7-18	.389	3-11	.273	2-3	.667	0	8	8	21	5-0	1	5	0	19	6.3
Poythress	1-0	24	2-8	.250	0-1	.000	2-2	1.000	2	6	8	0	3-0	0	2	0	6	6.0
Splitter (TOT)	1-0	12	2-3	.667	0-0	---	0-0	---	0	4	4	1	1-0	0	1	0	4	4.0
Splitter (PHI)	1-0	12	2-3	.667	0-0	---	0-0	---	0	4	4	1	1-0	0	1	0	4	4.0
Harper	1-0	4	1-1	1.000	1-1	1.000	0-0	---	0	0	0	1	0-0	0	0	0	3	3.0
76ERS	4	960	141-319	.442	42-124	.339	83-103	.806	46	137	183	110	80-0	31	75	17	407	101.8

## BUCKS 2016-17 SEASON SERIES STATISTICS VS. SIXERS

PLAYER	G-GS	MIN	FG-A	PCT	3FG-A	PCT	FT-A	PCT	OFF	DEF	TOT	AST	PF-DQ	STL	TO	BLK	PTS	AVG
Parker	2-2	73	17-33	.515	2-8	.250	7-10	.700	1	8	9	3	6-0	2	5	3	43	21.5
Antetokounmpo	4-4	143	31-66	.470	1-13	.077	21-31	.677	9	27	36	18	10-1	11	9	8	84	21.0
Monroe	4-0	95	30-54	.556	0-0	---	11-15	.733	14	8	22	7	11-0	4	12	1	71	17.8
Jones (TOT)	2-0	49	8-19	.421	0-2	.000	7-12	.583	4	9	13	3	3-0	0	3	0	23	11.5
Brogdon	3-2	75	14-25	.560	3-5	.600	3-4	.750	2	7	9	14	2-0	5	5	1	34	11.3
Middleton	2-2	65	8-21	.381	2-6	.333	3-4	.750	3	10	13	10	4-0	3	6	1	21	10.5
Dellavedova	4-2	110	15-36	.417	5-11	.455	6-6	1.000	2	5	7	19	5-0	3	6	0	41	10.3
Snell	4-4	124	15-25	.600	9-18	.500	1-2	.500	1	15	16	5	6-0	5	2	0	40	10.0
Henson	1-1	26	3-8	.375	0-0	---	2-2	1.000	2	3	5	4	3-0	0	0	1	8	8.0
Beasley	1-0	26	2-5	.400	0-0	---	3-4	.750	2	4	6	2	3-0	0	2	0	7	7.0
Hawes (TOT)	3-0	30	7-12	.583	0-4	.000	4-4	1.000	0	2	2	4	2-0	0	2	1	18	6.0
Hawes (MIL)	2-0	15	4-9	.444	0-4	.000	2-2	1.000	0	2	2	2	2-0	0	0	0	10	5.0
Telotovic	4-0	66	7-26	.269	6-21	.286	1-2	.500	0	12	12	4	7-0	0	1	0	21	5.3
Terry	4-0	73	7-17	.412	3-11	.273	0-0	---	1	3	4	4	9-0	2	6	2	17	4.3
Payton	1-0	13	2-3	.667	0-1	.000	0-0	---	0	1	1	2	2-0	0	2	0	4	4.0
Maker	3-2	32	3-8	.375	1-4	.250	3-3	1.000	2	7	9	0	8-0	0	2	10	3.3	
Plumlee	2-1	18	2-6	.333	0-0	---	0-0	---	1	6	7	0	4-0	1	2	1	4	2.0
Vaughn	2-0	5	0-0	---	0-0	---	0-0	---	0	1	1	1	0-0	0	0	0	0	0.0
BUCKS	4	960	160-342	.468	32-102	.314	63-85	.741	40	119	159	95	82-0	36	62	20	415	103.8

# MILWAUKEE BUCKS

DATE	H/A	W/L	PHI	OPP	DATE	H/A	W/L	PHI	OPP	DATE	H/A	W/L	PHI	OPP	DATE	H/A	W/L	PHI	OPP
11/16/68	H	W	136	92	10/10/80	H	L	103	106	2/2/90	H	W	119	109	11/25/03	A	L	91	95
12/6/68	A	W	121	112	11/9/80	A	W	136	121	2/4/90	A	W	105	102	1/5/04	H	L	76	88
12/8/68	N	W	122	117	1/15/81	A	L	110	113	11/8/90	A	L	111	141	3/8/04	H	W	97	92
12/31/68	A	W	128	107	3/8/81	H	W	123	100	12/4/90	H	W	109	108*	12/12/04	H	W	107	101
2/28/69	N	W	123	102	3/13/81	A	L	104	120	1/11/91	A	W	120	105	12/18/04	A	W	116	97
3/3/69	A	W	143	132	1/18/81	H	L	102	100	4/2/91	H	L	104	121	3/1/05	A	W	118	111
10/31/69	H	L	125	129*	12/13/81	A	L	108	127	11/11/91	H	W	102	99	4/18/05	H	W	122	106
11/29/69	A	W	129	111	1/13/82	H	L	107	111	12/21/91	A	L	97	110	11/1/05	H	L	108	117*
12/2/69	H	L	114	122	3/16/82	A	L	91	106	3/14/92	A	L	105	110	11/23/05	A	L	97	108
1/26/70	A	W	122	103	3/30/82	A	L	114	116*	4/12/92	H	L	90	94	12/7/05	H	L	85	88
2/10/70	H	L	131	139	4/18/82	H	W	110	86	11/27/92	H	L	111	115	2/24/06	A	W	116	111
3/3/70	A	L	116	127	11/19/82	H	W	121	109	1/23/93	A	W	113	104	11/22/06	A	L	94	98
3/20/70	H	L	112	138	1/12/83	H	W	122	121	2/26/93	H	W	114	111	1/12/07	H	W	110	97
12/4/70	A	L	122	128*	1/23/83	A	L	96	107	3/20/93	A	L	86	112	2/24/07	A	L	90	109
12/30/70	H	W	119	107	3/19/83	A	W	105	97	12/11/93	A	W	99	86	11/27/07	A	W	114	98
1/29/71	H	L	118	142	3/23/83	H	W	104	101*	1/29/94	H	W	94	89	1/8/08	H	L	83	87
2/17/71	N	L	114	119	4/5/83	A	W	116	108	3/20/94	A	L	101	103	1/30/08	H	W	112	69
3/1/71	A	L	103	127	11/4/83	H	L	94	104	4/6/94	H	W	115	114	3/9/08	A	W	119	97
10/23/71	H	L	88	110	12/11/83	A	W	97	87	11/4/94	H	L	86	91	12/17/08	H	W	93	88
11/14/71	N	L	114	125	12/14/83	H	W	115	93	12/14/94	A	L	96	99	1/7/09	A	W	110	105
1/28/72	H	L	118	127	1/5/84	A	W	103	102*	1/25/95	H	L	97	98	4/2/09	H	W	105	95
2/18/72	A	W	132	126	3/14/84	H	W	92	91	2/4/95	A	W	102	96	10/30/09	H	W	99	86
3/3/72	H	L	81	94	4/5/84	A	L	103	113	12/22/95	H	L	94	99	1/27/10	A	L	88	91
10/28/72	H	L	92	96	12/5/84	H	W	112	111	1/17/96	H	L	100	111	3/24/10	A	W	101	86
11/5/72	A	L	113	131	12/14/84	A	W	115	111	2/13/96	A	W	104	101	4/9/10	H	L	90	95
1/16/73	A	L	92	108	12/21/84	H	L	101	104	11/1/96	H	L	103	111	11/19/10	H	W	90	79
2/14/73	H	W	106	104	1/5/85	A	W	110	106	1/20/97	H	L	104	114	1/14/11	H	W	95	94
10/26/73	H	L	92	98	2/26/85	A	L	97	116	2/1/97	A	W	109	100	3/12/11	A	L	74	102
11/25/73	A	L	96	105	3/22/85	H	L	112	131	4/11/97	A	L	118	126	4/2/11	A	L	87	93*
12/8/73	H	L	92	105	10/29/85	A	L	117	119	10/31/97	H	L	88	103	1/16/12	H	W	94	82
12/27/73	A	L	107	129	11/10/85	H	W	105	97	11/6/97	H	L	93	100	3/5/12	A	L	93	97
12/1/74	A	L	112	117	2/17/86	H	L	106	111	3/4/98	H	W	87	80	4/25/12	A	W	90	85
12/13/74	H	W	93	89*	3/7/86	A	L	95	125	3/14/98	A	W	93	89	11/12/12	H	L	96	105
1/12/75	A	L	88	99	3/28/86	H	L	94	116	2/16/99	H	L	92	93	1/22/13	A	L	102	110
1/31/75	H	L	97	101	11/5/86	H	W	107	101	2/28/99	A	W	87	76	2/13/13	A	L	92	94
11/11/75	A	L	81	108	12/3/86	H	W	115	110*	4/6/99	H	W	95	87	3/27/13	H	W	100	92
11/12/75	H	L	84	107	12/16/86	A	L	91	103	11/27/99	A	W	82	79	11/22/13	H	W	115	107*
1/7/76	H	W	112	102	3/21/87	A	W	105	102	1/3/00	H	W	124	120*	12/21/13	A	L	106	116
1/20/76	A	W	111	108	4/15/87	A	L	95	128	2/25/00	A	W	97	83	2/24/14	H	L	110	130
12/12/76	A	W	107	102	1/12/88	A	L	103	106	2/13/01	A	W	107	104	10/31/14	A	L	81	93
1/8/77	A	L	106	111	2/11/88	H	W	119	113*	2/26/01	H	L	91	98	1/7/15	H	L	77	97
2/9/77	H	W	107	104	3/30/88	H	W	134	109	3/17/01	A	L	78	87	2/25/15	A	L	88	104
11/19/77	H	W	111	100	3/30/88	H	W	134	109	3/26/01	H	W	90	78	4/13/15	H	L	97	107
12/13/77	A	L	117	129	4/11/88	A	W	115	102	12/14/01	H	L	80	96	11/4/15	A	L	87	91
3/24/78	H	W	131	122	4/19/88	H	W	115	102	2/2/02	A	W	86	81	12/23/15	A	L	100	113
11/3/78	H	W	118	103	11/9/88	A	L	103	114	4/7/02	H	W	89	87	4/10/16	H	L	108	109*
11/25/78	A	L	126	127	12/13/88	H	L	91	109	4/9/02	A	W	92	90	1/16/17	A	W	113	104
2/18/79	H	W	110	107*	4/8/89	A	L	103	113	10/30/02	H	W	95	93	1/25/17	A	W	114	109
3/9/79	A	L	113	119	4/18/89	H	W	124	102	11/9/02	A	L	105	110*	3/6/17	H	L	98	112
11/6/79	A	W	118	117*	11/4/89	H	L	96	102	1/17/03	H	L	95	99	4/8/17	H	L	82	90
12/12/79	H	W	112	91	11/11/89	A	W	104	96	1/28/03	A	W	108	81	<i>*overtime</i>				



# MINNESOTA TIMBERWOLVES



Tom Thibodeau

## GENERAL INFORMATION

Franchise Timeline (Established) ..... Minnesota Timberwolves (1989-90)  
 Address ..... 600 Hennepin Avenue, Suite 300; Minneapolis, MN 55403  
 Owner ..... Glen Taylor  
 Chief Executive Officer ..... Ethan Casson  
 President of Basketball Operations/Head Coach ..... Tom Thibodeau  
 General Manager ..... Scott Layden  
 Assistant Coaches ..... Andy Greer, Ryan Saunders, Rick Brunson, Ed Pickney  
 Vice President of Player Health/Head Athletic Trainer ..... Gregg Farnam  
 Public Relations ..... Brad Ruitter, Aaron Seehusen, Dan Bell, Alex King, Kirsten Wenker  
 Home Court ..... Target Center (18,978)

## BROADCAST INFORMATION

Radio ..... WCCO-AM 830: Alan Horton  
 Television ..... Fox Sports North: Dave Benz, Jim Petersen

2017-18  
**SCHEDULE**  
 12/12/17 @ MIN  
 3/24/18 @ PHI

**ALL-TIME  
 SERIES RESULTS**  
 Overall: 24-29  
 Home: 15-11  
 Away: 9-18

## ALL-TIME SERIES INFORMATION

### SIXERS

Largest Margin of Victory: 38, 11/25/94  
 Most Pts. Scored: 119, 2x, last 2/9/10  
 Fewest Pts. Scored: 74, 10/30/01

### TIMBERWOLVES

Largest Margin of Victory: 35, 12/8/04  
 Most Pts. Scored: 126, 1/6/14  
 Fewest Pts. Scored: 71, 11/25/94

## SIXERS 2016-17 SEASON SERIES STATISTICS VS. TIMBERWOLVES

PLAYER	G-GS	MIN	FG-A	PCT	3FG-A	PCT	FT-A	PCT	OFF	DEF	TOT	AST	PF-DQ	STL	TO	BLK	PTS	AVG
Embiid	2-2	52	12-29	.414	1-4	.250	10-15	.667	9	9	18	3	6-0	1	5	3	35	17.5
Ilyasova	2-2	53	12-26	.462	4-12	.333	2-2	1.000	1	7	8	4	4-0	0	4	1	30	15.0
Saric	2-0	51	9-19	.474	2-7	.286	4-5	.800	5	6	11	2	4-0	4	4	1	24	12.0
Stauskas	2-1	56	7-17	.412	5-11	.455	2-2	1.000	1	7	8	3	2-0	2	2	0	21	10.5
Covington	2-2	67	5-26	.192	1-16	.063	6-6	1.000	2	11	13	3	5-0	5	3	1	17	8.5
Noel	1-0	11	4-5	.800	0-0	---	0-0	---	1	0	1	0	1-0	1	0	0	8	8.0
McConnell	2-1	59	6-13	.462	0-3	.000	0-0	---	1	12	13	15	2-0	4	3	0	12	6.0
Luwawu	2-0	31	1-7	.143	1-3	.333	6-6	1.000	1	2	3	1	4-0	0	3	1	9	4.5
Okafor	2-0	32	3-8	.375	0-0	---	3-6	.500	2	4	6	0	4-0	0	2	1	9	4.5
Holmes	1-0	3	2-3	.667	0-1	.000	0-0	---	1	1	2	0	0-0	1	1	1	4	4.0
Thompson	2-0	24	2-7	.286	1-3	.333	2-2	1.000	1	3	4	1	3-0	0	0	0	7	3.5
Henderson	1-1	15	1-4	.250	1-2	.500	0-0	---	0	1	1	0	1-0	0	1	0	3	3.0
Anderson (TOT)	2-0	6	1-2	.500	0-1	.000	0-0	---	0	0	0	0	1-0	0	0	0	2	1.0
Rodriguez	1-1	24	0-4	.000	0-2	.000	0-0	---	0	0	0	2	2-0	1	3	0	0	0.0
76ERS	2	480	64-168	.381	16-64	.250	35-44	.795	25	63	88	34	38-0	19	33	9	179	89.5

## TIMBERWOLVES 2016-17 SEASON SERIES STATISTICS VS. SIXERS

PLAYER	G-GS	MIN	FG-A	PCT	3FG-A	PCT	FT-A	PCT	OFF	DEF	TOT	AST	PF-DQ	STL	TO	BLK	PTS	AVG
Towns	2-2	76	21-40	.525	2-8	.250	4-4	1.000	9	17	26	5	4-0	0	4	4	48	24.0
Wiggins	2-2	75	16-35	.457	3-9	.333	8-8	1.000	4	10	14	7	2-0	2	7	0	43	21.5
LaVine	2-2	79	16-34	.471	4-15	.267	3-4	.750	1	4	5	2	3-0	2	5	2	39	19.5
Dieng	2-2	57	8-17	.471	0-0	---	6-6	1.000	4	14	18	5	9-0	2	3	3	22	11.0
Muhammad	1-0	19	3-6	.500	1-1	1.000	3-4	.750	1	4	5	0	2-0	1	2	0	10	10.0
Payne	1-0	13	2-5	.400	0-2	.000	4-6	.667	0	1	1	1	4-0	2	0	3	8	8.0
Bjelica	2-0	38	5-13	.385	2-8	.250	3-3	1.000	1	6	7	1	3-0	2	0	0	15	7.5
Rubio	2-2	55	3-8	.375	1-5	.200	2-2	1.000	1	6	7	10	4-0	2	6	0	9	4.5
Casspi (TOT)	1-0	13	1-4	.250	0-0	---	0-0	---	2	3	5	0	0-0	1	0	0	2	2.0
Jones	1-0	3	0-0	---	0-0	---	2-2	1.000	1	1	2	1	0-0	0	0	0	2	2.0
Aldrich	2-0	22	1-3	.333	0-0	---	1-1	1.000	1	4	5	1	5-0	0	0	2	3	1.5
Dunn	2-0	41	1-5	.200	0-1	.000	0-0	---	0	5	5	5	7-0	1	3	0	2	1.0
Lucas	1-0	1	0-0	---	0-0	---	0-0	---	0	0	0	0	0-0	0	0	0	0	0.0
TIMBERWOLVES	2	480	76-166	.458	13-49	.265	36-40	.900	23	72	95	38	43-0	14	31	14	201	100.5

# MINNESOTA TIMBERWOLVES

DATE	H/A	W/L	PHI	OPP					
11/10/89	A	L	118	125*	11/23/15	A	L	95	100
4/12/90	H	W	110	77	1/4/16	H	W	109	99
2/3/91	A	L	102	110**	11/17/16	A	L	86	110
4/14/91	H	L	88	96	1/3/17	H	W	93	91
12/13/91	A	W	104	95	<i>*overtime</i>				
1/24/92	H	W	119	86	<i>**double-overtime</i>				
3/8/93	A	W	92	83					
4/18/93	H	W	106	79					
3/15/94	A	L	87	96					
3/18/94	H	L	98	100					
11/25/94	A	W	109	71					
2/15/95	H	L	97	101					
12/17/95	A	W	101	99					
3/6/96	H	L	90	103					
3/11/97	A	L	100	104					
3/14/97	H	W	109	95					
12/17/97	H	L	90	94					
4/10/98	A	L	102	107					
1/9/00	H	L	112	123					
3/28/00	A	W	102	100					
11/9/00	A	W	84	82					
12/11/00	H	L	91	96*					
10/30/01	A	L	74	83					
1/30/02	H	W	96	91					
12/18/02	H	W	99	94					
2/2/03	A	L	91	99					
2/1/04	A	L	101	106					
2/29/04	H	W	81	74					
12/8/04	H	L	84	119					
1/7/05	A	L	84	89					
12/12/05	H	W	90	89*					
1/22/06	A	W	86	84					
12/3/06	H	L	84	95					
1/5/07	A	L	102	104*					
12/12/07	H	W	98	94					
2/19/08	A	L	88	104					
11/19/08	A	L	96	102					
3/25/09	H	W	96	88					
1/18/10	A	L	103	108*					
2/9/10	H	W	119	97					
2/12/11	A	W	107	87					
3/4/11	H	W	111	100					
2/19/12	A	L	91	92					
12/4/12	H	L	88	105					
2/20/13	A	L	87	94					
12/11/13	A	L	99	106					
1/6/14	H	L	95	126					
12/3/14	A	W	85	77					
1/30/15	H	W	103	94					



# NEW ORLEANS PELICANS



Alvin Gentry

## GENERAL INFORMATION

Franchise Timeline (Established) ..... New Orleans Hornets (2002-03), New Orleans Pelican (2013-14)  
 Address ..... 5800 Airline Drive; Metairie, LA 70113  
 Owner ..... Tom Benson  
 Executive Officer ..... Gayle Benson  
 President ..... Dennis Lauscha  
 Executive Vice President ..... Mickey Loomis  
 General Manager ..... Dell Demps  
 Head Coach ..... Alvin Gentry  
 Associate Head Coach: ..... Darren Erman  
 Assistant Coaches ..... Jamelle McMillan, Elvis Valcarcel, Fred Vinson, Kevin Hanson, Chris Finch  
 Head Athletic Trainer ..... Duane Brooks  
 Communications ..... Greg Benschel, Matt Ryan, Will McClaran, Chris Trahan  
 Home Court ..... Smoothie King Center (16,867)

## BROADCAST INFORMATION

Radio ..... WRNO (99.5 FM): Sean Kelley, John DeShazier  
 Television ..... Fox Sports New Orleans: Joel Meyers, David Wesley, Jen Hale

## ALL-TIME SERIES INFORMATION

### SIXERS

Largest Margin of Victory: 21, 11/25/02  
 Most Pts. Scored: 114, 2/19/16  
 Fewest Pts. Scored: 72, 11/11/07

### PELICANS

Largest Margin of Victory: 37, 11/16/13  
 Most Pts. Scored: 135, 11/16/13  
 Fewest Pts. Scored: 62, 11/7/12

## SIXERS 2016-17 SEASON SERIES STATISTICS VS. PELICANS

PLAYER	G-GS	MIN	FG-A	PCT	3FG-A	PCT	FT-A	PCT	OFF	DEF	TOT	AST	PF-DQ	STL	TO	BLK	PTS	AVG
Ilyasova	2-1	58	14-25	.560	4-10	.400	5-6	.833	4	8	12	4	4-0	1	3	1	37	18.5
Embiid	2-2	52	9-27	.333	0-8	.000	7-10	.700	3	10	13	3	8-0	4	5	5	25	12.5
Rodriguez	2-2	61	9-24	.375	6-15	.400	1-2	.500	0	4	4	11	4-0	3	1	0	25	12.5
Anderson (TOT)	2-0	36	8-13	.615	3-5	.600	4-5	.800	2	8	10	2	0-0	0	3	1	23	11.5
Okafor	1-1	25	5-8	.625	0-0	---	1-2	.500	1	6	7	1	1-0	0	1	2	11	11.0
Stauskas	2-0	45	7-15	.467	5-10	.500	3-3	1.000	1	6	7	5	1-0	0	2	1	22	11.0
Covington	2-2	65	7-20	.350	3-11	.273	1-2	.500	3	12	15	3	6-0	1	3	3	18	9.0
Holmes	1-0	20	4-6	.667	0-0	---	0-2	.000	0	7	7	1	4-0	0	0	2	8	8.0
Henderson	2-2	51	4-15	.267	3-6	.500	4-4	1.000	0	7	7	2	4-0	0	3	1	15	7.5
Saric	2-0	41	5-13	.385	2-8	.250	3-3	1.000	2	6	8	4	2-0	1	2	1	15	7.5
McConnell	2-0	36	6-13	.462	0-2	.000	0-0	---	1	2	3	9	3-0	4	3	0	12	6.0
Noel	1-0	7	2-2	1.000	0-0	---	0-0	---	2	1	3	0	0-0	0	0	0	4	4.0
Luwawu	1-0	3	0-2	.000	0-2	.000	0-0	---	0	0	0	0	2-0	0	0	0	0	0.0
Thompson	2-0	16	0-3	.000	0-1	.000	0-0	---	0	3	3	2	1-0	0	0	0	0	0.0
76ERS	2	480	72-173	.416	23-73	.315	25-34	.735	17	72	89	45	40-0	14	23	16	192	96.0

## PELICANS 2016-17 SEASON SERIES STATISTICS VS. SIXERS

PLAYER	G-GS	MIN	FG-A	PCT	3FG-A	PCT	FT-A	PCT	OFF	DEF	TOT	AST	PF-DQ	STL	TO	BLK	PTS	AVG
Cousins (TOT)	2-2	67	21-36	.583	6-10	.600	28-31	.903	6	16	22	10	10-1	4	13	3	76	38.0
Davis	2-2	76	20-51	.392	0-3	.000	17-22	.773	6	21	27	4	3-0	0	4	4	57	28.5
Galloway	1-0	28	8-16	.500	3-6	.500	0-1	.000	1	3	4	2	2-0	1	1	0	19	19.0
Moore	1-0	18	6-7	.857	2-3	.667	1-1	1.000	0	0	0	2	3-0	0	0	0	15	15.0
Holiday	1-1	30	4-13	.308	1-4	.250	3-4	.750	1	3	4	9	1-0	0	1	0	12	12.0
Jones	2-0	49	8-19	.421	0-2	.000	7-12	.583	4	9	13	3	3-0	0	3	0	23	11.5
Cunningham	1-0	19	3-6	.500	3-4	.750	0-0	---	0	5	5	1	0-0	0	0	0	9	9.0
Frazier	2-1	56	7-14	.500	3-5	.600	0-1	.000	3	7	10	12	5-0	1	8	0	17	8.5
Hield	2-2	55	6-21	.286	4-8	.500	0-0	---	0	5	5	3	2-0	0	3	0	16	8.0
Asik	2-0	35	3-6	.500	0-0	---	4-5	.800	9	6	15	2	5-0	1	0	1	10	5.0
Hill	2-2	71	4-9	.444	1-4	.250	1-2	.500	1	6	7	5	4-0	1	3	0	10	5.0
Ajajnc	2-2	25	4-8	.500	0-0	---	0-0	---	2	9	11	2	5-0	0	0	0	8	4.0
Brown	1-0	18	0-7	.000	0-3	.000	0-0	---	0	2	2	1	0-0	1	0	0	0	0.0
PELICANS	2	480	73-177	.412	17-42	.405	33-48	.688	27	76	103	46	33-0	5	24	5	196	98.0

# NEW ORLEANS PELICANS

DATE	H/A	W/L	PHI	OPP	DATE	H/A	W/L	PHI	OPP
11/19/02	A	L	98	99					
11/25/02	H	W	108	87					
4/13/03	H	L	89	94					
11/5/03	H	L	99	106					
1/21/03	A	W	92	86					
1/30/04	H	W	85	82					
3/17/04	A	L	80	104					
1/17/05	H	W	95	91					
1/28/05	A	L	95	99					
11/21/05	H	W	103	91					
12/2/05	A	L	86	88					
1/23/07	H	W	102	96					
1/31/07	A	W	89	78					
11/11/07	H	L	72	93					
11/14/07	A	L	76	95					
1/26/09	A	L	86	101					
3/2/09	H	L	91	98					
1/11/10	H	W	96	92					
2/5/10	A	W	101	94					
12/12/10	H	W	88	70					
1/3/11	A	L	77	84					
1/4/12	A	W	101	93					
11/7/12	A	W	77	62					
1/15/13	H	L	99	111					
11/16/13	A	L	98	135					
11/29/13	H	L	105	121					
1/16/15	H	W	96	81					
1/26/15	A	L	74	99					
2/19/16	A	L	114	121					
4/5/16	H	W	107	93					
12/8/16	A	W	99	88					
12/20/16	H	L	93	108					

*\*\*double-overtime*

*\* overtime*



# NEW YORK KNICKS



Jeff Hornacek

## GENERAL INFORMATION

Franchise Timeline (Established) ..... New York Knicks (1946-47)  
 Address ..... Two Pennsylvania Plaza; New York, NY 10121  
 Executive Chairman, The Madison Square Garden Company ..... James L. Dolan  
 President ..... Steve Mills  
 General Manager ..... Scott Perry  
 Head Coach ..... Jeff Hornacek  
 Associate Head Coach ..... Kurt Rambis  
 Assistant Coaches ..... Howard Easley, Corey Gaines, Jerry Sichting  
 Head Athletic Trainer ..... Roger Hinds  
 Media Relations ..... Jonathan Supranowitz, Gregg Schwartz, Derek Lapinski, Shakeemah Simmons-Winter  
 Home Court ..... Madison Square Garden (19,812)

### 2017-18 SCHEDULE

12/25/17 @ NY  
 2/12/18 @ PHI  
 3/15/18 @ NY  
 3/28/18 @ PHI

### ALL-TIME SERIES RESULTS

Overall: 244-201  
 Home: 139-67  
 Away: 89-123  
 Neutral: 16-11

### PLAYOFFS

Overall: 22-12  
 Home: 15-2  
 Away: 7-10

### BROADCAST INFORMATION

Radio ..... ESPN Radio (98.7 FM): Ed Cohen, Brendan Brown  
 Television ..... MSG Network: Mike Breen, Walt Frazier, Rebecca Haarlow

## ALL-TIME SERIES INFORMATION

### SIXERS

Largest Margin of Victory: 62, 12/25/60  
 Most Pts. Scored: 162, 12/25/60  
 Fewest Pts. Scored: 60, 3/13/54

### KNICKS

Largest Margin of Victory: 48, 2x last 4/21/94  
 Most Pts. Scored: 152, 12/11/59  
 Fewest Pts. Scored: 61, 2/17/52

## SIXERS 2016-17 SEASON SERIES STATISTICS VS. KNICKS

PLAYER	G-GS	MIN	FG-A	PCT	3FG-A	PCT	FT-A	PCT	OFF	DEF	TOT	AST	PF-DQ	STL	TO	BLK	PTS	AVG	
Embiid	1-1	27	7-20	.350	1-3	.333	6-7	.857	5	9	14	1	3-0	1	1	1	21	21.0	
Okafor	2-2	49	16-29	.552	0-0	---	8-8	1.000	10	8	18	2	7-0	0	2	1	40	20.0	
Poythress	1-1	32	9-14	.643	0-3	.000	0-0	---	3	3	6	1	3-0	1	0	0	18	18.0	
Covington	3-3	107	15-38	.395	7-22	.318	12-13	.923	2	17	19	9	9-0	5	8	7	49	16.3	
Ilyasova	1-1	30	5-16	.313	1-8	.125	5-6	.833	2	2	4	5	1-0	0	3	0	16	16.0	
Saric	3-2	88	15-39	.385	3-13	.231	10-16	.625	8	20	28	9	7-0	0	5	0	43	14.3	
Noel	1-0	21	5-8	.625	0-0	---	3-4	.750	4	4	8	1	1-0	2	2	0	13	13.0	
Splitter (TOT)	1-0	22	5-12	.417	1-3	.333	1-2	.500	3	2	5	0	3-0	1	1	0	12	12.0	
Splitter (PHI)	1-0	22	5-12	.417	1-3	.333	1-2	.500	3	2	5	0	3-0	1	1	0	12	12.0	
Anderson (TOT)	5-1	106	20-42	.476	6-20	.300	10-14	.714	7	11	18	9	12-0	7	4	2	56	11.2	
Anderson (PHI)	3-1	63	17-23	.739	6-11	.545	5-7	.714	3	5	8	5	6-0	3	2	2	45	15.0	
Holmes	3-1	74	13-19	.684	1-3	.333	6-7	.857	4	9	13	1	5-0	2	0	3	33	11.0	
Stauskas	4-2	106	11-31	.355	6-18	.333	8-8	1.000	1	13	14	7	4-0	1	7	1	36	9.0	
Henderson	3-1	86	10-25	.400	0-3	.000	5-7	.714	1	4	5	7	4-0	2	2	0	25	8.3	
Long	1-0	17	4-13	.308	0-2	.000	0-0	---	8	1	9	0	5-0	1	1	0	8	8.0	
Luwawu	4-1	72	11-29	.379	3-11	.273	6-8	.750	4	11	15	5	14-0	2	5	0	31	7.8	
McConnell	4-4	118	14-27	.519	1-2	.500	1-4	.250	3	14	17	26	6-0	5	5	1	30	7.5	
Rodriguez	3-0	45	2-20	.100	0-7	.000	1-2	.500	1	0	1	1	8	1-0	2	7	0	5	1.7
Harper	1-0	5	0-1	.000	0-1	.000	0-0	---	0	1	1	0	0-0	0	1	0	0	0.0	
76ERS	4	960	159-364	.437	30-110	.273	77-99	.778	62	123	185	87	79-0	28	56	16	425	106.3	

## KNICKS 2016-17 SEASON SERIES STATISTICS VS. SIXERS

PLAYER	G-GS	MIN	FG-A	PCT	3FG-A	PCT	FT-A	PCT	OFF	DEF	TOT	AST	PF-DQ	STL	TO	BLK	PTS	AVG
Anthony	4-4	132	38-83	.458	6-19	.316	18-20	.900	4	12	16	6	10-0	4	7	6	100	25.0
Rose	3-3	106	24-46	.522	0-1	.000	15-19	.789	1	10	11	12	2-0	3	6	0	63	21.0
Porzingis	2-2	59	9-22	.409	1-8	.125	6-6	1.000	0	10	10	3	9-0	2	1	2	25	12.5
Randle (TOT)	1-0	26	5-8	.625	1-2	.500	1-1	1.000	1	2	3	0	3-0	2	4	0	12	12.0
Randle (NY)	1-0	26	5-8	.625	1-2	.500	1-1	1.000	1	2	3	0	3-0	2	4	0	12	12.0
Thomas	3-2	98	12-29	.414	4-9	.444	4-5	.800	2	16	18	4	8-0	2	4	0	32	10.7
Holiday	4-0	78	14-30	.467	4-13	.308	6-7	.857	4	12	16	3	5-0	2	3	3	38	9.5
Lee	4-4	109	13-32	.406	4-16	.250	6-8	.750	2	10	12	9	7-0	3	2	0	36	9.0
O'Quinn	4-0	79	12-20	.600	1-2	.500	6-8	.750	10	18	28	10	13-0	7	4	7	31	7.8
Noah	1-1	20	3-6	.500	0-0	---	1-1	1.000	3	3	6	0	4-0	2	0	1	7	7.0
Plumlee	2-0	30	7-12	.583	0-0	---	0-2	.000	5	7	12	0	5-0	0	3	1	14	7.0
Vujacic	1-0	21	2-9	.222	2-5	.400	1-2	.500	1	0	1	6	2-0	0	2	0	7	7.0
Hernangomez	3-2	44	5-8	.625	0-0	---	8-9	.889	6	13	19	4	7-0	0	4	2	18	6.0
Jennings	2-0	36	4-9	.444	1-1	1.000	2-3	.667	0	5	5	5	1-0	0	4	0	11	5.5
Baker	2-1	43	4-9	.444	1-4	.250	1-2	.500	1	3	4	6	2-0	1	3	0	10	5.0
Ndour	1-1	25	2-5	.400	0-0	---	1-2	.500	1	0	1	0	0-0	0	2	1	5	5.0
Kuzminkas	4-0	55	5-13	.385	1-6	.167	3-3	1.000	3	2	5	4	4-0	1	5	0	14	3.5
KNICKS	4	960	159-341	.466	26-86	.302	79-98	.806	44	123	167	72	82-0	29	59	23	423	105.8

# NEW YORK KINGS

DATE	PHI	OPP	DATE	PHI	OPP	DATE	PHI	OPP	DATE	PHI	OPP	DATE	PHI	OPP
11/13/49	H	W	80	66	12/21/58	A	L	94	108	3/17/66	H	W	115	106
11/15/49	A	W	77	74	12/27/58	H	L	102	106	10/15/66	H	W	128	112
11/17/50	A	W	72	74	1/6/59	A	L	108	118	11/15/66	H	W	113	109
11/19/50	H	W	96	83	1/18/59	A	L	118	120	11/15/66	H	W	117	108
11/28/50	A	L	84	108	1/31/59	A	L	117	119	12/9/66	H	W	112	107
2/17/50	H	W	85	86	2/3/59	A	L	114	115	12/13/66	A	W	127	112
1/6/51	H	W	80	85*	2/5/59	H	L	98	111	1/3/67	A	W	148	142*
2/1/51	H	L	90	93	2/8/59	H	W	113	104	1/5/67	N	L	104	112
2/8/51	H	W	96	83	3/1/59	H	W	140	115	1/17/67	H	W	119	111
2/17/51	A	L	75	88	3/3/59	A	W	127	120	3/12/67	A	W	131	120
2/25/51	H	W	98	83	11/12/59	A	W	113	104	10/25/67	H	W	117	114
3/3/51	A	L	78	97	11/14/59	H	W	116	108	11/28/67	A	W	110	108
11/17/51	A	W	79	72	11/24/59	A	W	120	107	12/8/67	H	W	117	109
11/25/51	H	W	100	73	12/11/59	A	L	121	152	12/27/67	A	W	114	105
12/22/51	A	L	73	92	12/16/59	H	W	116	113	1/3/68	H	L	115	129
12/23/51	H	L	72	75	1/17/60	H	W	129	117	2/10/68	A	L	97	115
1/10/52	H	W	110	96	1/31/61	A	W	119	102	3/10/68	A	W	119	108
2/1/52	A	L	69	78	2/11/60	H	W	116	109	3/13/68	H	L	120	130
2/17/52	H	W	66	61	2/16/60	A	L	116	125	10/22/68	H	L	114	117
3/15/52	A	L	90	97	2/20/60	H	W	126	121	12/25/68	H	W	110	104
3/16/52	H	L	84	90	2/27/60	H	W	114	111	12/15/68	A	L	109	110
11/22/52	A	L	68	98	3/1/60	A	W	124	121	1/22/69	A	W	140	137**
11/23/52	H	W	76	73	3/5/60	H	W	132	115	1/28/69	A	L	88	121
1/14/52	A	L	93	98*	11/17/60	A	L	108	112	3/9/69	A	W	110	101
1/3/53	A	L	77	85*	11/12/60	H	W	128	117	3/11/69	A	L	101	121
1/7/53	N	W	114	93	12/3/60	H	L	130	113	11/21/69	H	L	94	98
1/25/53	H	W	62	97	12/20/60	A	L	112	122	12/13/69	A	W	100	93
2/15/53	H	L	81	85	12/25/60	H	W	162	100	1/30/70	A	L	100	110
3/1/53	A	W	81	83	1/31/61	H	W	129	104	2/13/70	A	L	106	151
3/6/53	N	L	66	75	1/7/61	N	L	117	120	2/14/70	A	L	114	116
3/14/53	A	W	95	81	1/13/61	N	L	106	105	3/7/70	H	L	104	111
11/21/53	A	L	67	68	1/31/61	A	W	122	106	3/8/70	A	W	133	116
11/22/53	H	L	80	84	2/15/61	A	L	127	129*	11/14/70	A	L	94	126
12/25/53	A	L	80	89	2/16/61	H	W	132	120	11/18/70	H	W	113	106
1/13/54	N	W	93	72	2/26/61	H	W	126	110	12/12/70	A	L	101	118
1/28/54	H	W	70	66	3/7/61	A	L	113	114	1/30/71	A	W	106	105
1/30/54	A	L	65	66	11/11/61	H	W	135	109	2/7/71	H	W	127	99
1/31/54	H	W	114	70	11/15/61	N	W	114	102	3/5/71	H	W	121	116
2/4/54	N	W	80	82	11/22/61	H	L	109	110	10/30/71	A	W	108	101
3/13/54	A	L	60	67	12/1/61	A	L	100	118	1/7/72	H	W	117	113
3/14/54	H	W	113	83	12/12/61	A	L	120	124	2/5/72	A	W	104	112
11/27/54	A	W	80	74	1/7/62	A	W	123	116	2/6/72	H	L	107	109
11/28/54	H	W	79	77	1/14/62	H	W	141	118	3/4/72	A	L	115	118*
12/1/54	N	L	86	88	1/31/62	H	W	138	109	3/5/72	H	W	100	98
12/14/54	A	W	91	82	2/9/62	A	L	111	120	10/21/72	A	L	88	111
12/15/54	N	L	81	88	2/18/62	H	W	141	126	11/10/72	H	L	106	125
12/25/54	A	L	101	109	2/24/62	N	W	120	117	11/29/72	H	L	91	139
12/26/54	H	W	97	92*	2/27/62	A	W	130	120	12/9/72	A	L	109	120
1/23/55	H	L	89	98	10/23/62	A	W	123	119	2/17/73	A	L	89	107
2/7/55	H	W	77	75	11/23/62	A	L	110	116	2/18/73	H	W	114	98
2/19/55	A	W	80	78	11/24/62	H	W	137	126	3/7/73	H	L	94	120
2/20/55	H	W	84	84	12/25/62	A	W	123	111	10/27/73	A	L	90	96
3/1/55	A	W	105	102	12/27/62	H	W	128	92	1/19/74	H	W	94	91
11/26/55	A	L	99	100	1/3/63	N	L	115	123	12/29/73	A	L	92	112
11/27/55	H	W	85	74	2/5/63	A	W	120	100	1/4/74	H	W	78	75
12/20/55	A	W	98	91	2/9/63	N	W	122	116	1/26/74	A	L	98	122
12/31/55	H	W	101	92	2/24/63	H	W	143	126	3/10/74	H	W	109	108
12/29/56	H	L	95	99*	2/28/63	N	W	132	124	3/26/74	A	L	90	117
2/4/56	A	W	103	94	3/5/63	A	W	131	121	10/19/74	A	W	99	86
2/10/56	N	W	94	88	3/7/63	H	W	129	118	11/20/74	H	L	95	105
2/17/56	N	W	91	86	10/25/63	H	L	112	136	12/6/74	H	L	88	96
2/19/56	H	W	118	98	10/26/63	A	L	101	109	12/25/74	A	W	104	97
2/21/56	A	W	108	107**	11/20/63	H	W	118	101	1/29/75	H	W	98	92
3/4/56	H	L	111	118**	11/30/63	A	W	132	125	3/1/75	A	W	100	94
3/10/56	A	L	84	104	12/11/63	H	W	113	103	3/2/75	H	W	91	87
11/21/56	A	L	100	117	12/14/63	A	W	123	119	3/26/75	H	L	98	128
12/25/56	H	W	100	100	1/5/64	H	L	118	142	4/1/75	A	L	95	99
1/1/57	H	W	106	102	1/25/64	A	W	131	129	11/7/75	A	L	98	110
1/3/57	A	L	111	126	2/6/64	H	W	128	117	12/5/75	H	W	99	97
1/22/57	A	L	88	90	2/23/64	A	W	114	105	12/25/75	A	L	103	111
1/22/57	H	W	115	97	3/7/64	H	W	130	115	1/23/76	A	L	92	104
2/6/57	N	L	100	119	3/8/64	A	L	108	140	2/14/76	A	L	97	101*
2/9/57	A	W	101	89	10/30/64	A	L	90	94	2/15/76	H	L	82	88
2/10/57	H	W	102	100	10/31/64	H	W	116	105	3/24/76	H	W	118	100
3/5/57	A	W	99	92	11/25/64	N	W	124	93	11/26/76	H	W	114	103
3/6/57	H	L	93	100	12/12/64	A	L	106	133	12/25/76	A	W	105	104
3/7/57	A	W	94	99	12/13/64	H	W	121	115	1/25/77	A	L	117	114
11/8/57	H	L	99	104	2/3/65	N	W	116	95	3/6/77	H	L	102	110
11/23/57	A	W	119	115	2/20/65	N	W	111	92	11/11/77	H	W	127	119
12/17/57	A	L	117	123	2/23/65	A	L	104	132	12/25/77	A	L	110	113
12/25/57	H	L	134	130*	3/9/65	A	L	122	124*	3/18/78	A	W	141	127
1/2/58	N	W	130	131	3/10/65	H	L	123	134	3/19/78	H	W	125	118
1/18/58	A	L	120	123	11/13/65	A	W	127	119	12/25/78	A	W	109	94
1/19/58	H	L	112	108	1/2/66	H	W	133	122	2/2/79	H	L	101	105
1/28/58	A	W	110	102	1/4/66	H	W	129	127	3/17/79	A	L	101	103
2/1/58	N	W	105	102	1/21/66	H	W	109	98	3/18/79	H	W	106	90
2/19/58	H	W	116	110	2/5/66	A	L	113	120	10/20/79	A	W	136	111
2/22/58	A	L	112	115	2/8/66	A	L	123	136	10/26/79	H	L	127	116
3/5/58	H	W	102	91	2/25/66	H	W	130	124	1/8/80	A	L	111	108
11/15/58	H	L	92	96	3/12/66	H	W	134	126	1/13/80	H	W	126	112
11/22/58	A	L	99	114	3/13/66	A	W	115	113	3/23/80	H	W	112	108

\*overtime

\*\*double-overtime





# OKLAHOMA CITY THUNDER



Billy Donovan

## GENERAL INFORMATION

Franchise Timeline (Established).....Seattle Supersonics (1967-68), Oklahoma City Thunder (2008-09)  
 Address.....208 Thunder Drive, Oklahoma City, OK 73102  
 Chairman.....Clayton I. Bennett  
 Executive Vice President and General Manager.....Sam Presti  
 Assistant General Manager/Vice President.....Troy Weaver  
 Head Coach.....Billy Donovan  
 Assistant Coaches.....Mark Bryant, Vin Bhavnani, Maurice Cheeks, Adrian Griffin, Royal Ivey, Darko Rajakovic  
 Head Athletic Trainer.....Joe Sharpe  
 Basketball Communications.....Matt Tumbleson, Michael Ravina, John Read  
 Home Court.....Chesapeake Energy Arena (18,203)

## BROADCAST INFORMATION

Radio.....WWLS (98.1 FM/640 AM): Matt Pinto  
 Spanish Radio.....WKY (930 AM): Eleno Ornales  
 Television.....Fox Sports Oklahoma: Brian Davis, Michael Cage, Lesley McCaslin and Nick Gallo

### 2017-18 SCHEDULE

12/15/17 @ PHI  
 2/28/18 @ OKC

### ALL-TIME SERIES RESULTS

Overall: 64-67  
 Home: 32-30  
 Away: 28-36  
 Neutral: 4-1

## ALL-TIME SERIES INFORMATION

### SIXERS

Largest Margin of Victory: 38, 12/20/67  
 Most Pts. Scored: 160, 12/20/67  
 Fewest Pts. Scored: 73, 1/2/98

### THUNDER

Largest Margin of Victory: 56, 3/6/93  
 Most Pts. Scored: 149, 3/6/93  
 Fewest Pts. Scored: 77, 1/4/02

## SIXERS 2016-17 SEASON SERIES STATISTICS VS. THUNDER

PLAYER	G-GS	MIN	FG-A	PCT	3FG-A	PCT	FT-A	PCT	OFF	DEF	TOT	AST	PF-DQ	STL	TO	BLK	PTS	AVG
Embiid	1-1	22	6-16	.375	1-3	.333	7-8	.875	0	7	7	0	4-0	0	4	2	20	20.0
Stauskas	2-0	52	12-18	.667	5-9	.556	4-4	1.000	0	4	4	2	1-0	0	1	0	33	16.5
Long	1-0	15	4-7	.571	0-1	.000	5-6	.833	2	4	6	0	5-0	0	0	0	13	13.0
Anderson (TOT)	2-0	43	8-20	.400	3-8	.375	6-6	1.000	3	6	9	3	4-0	0	1	0	25	12.5
Anderson (PHI)	1-0	19	3-9	.333	0-2	.000	2-2	1.000	2	2	4	2	2-0	0	1	0	8	8.0
Covington	2-2	57	7-15	.467	3-7	.429	5-5	1.000	1	8	9	2	2-0	2	1	2	22	11.0
Grant	1-0	22	4-10	.400	0-1	.000	2-4	.500	0	3	3	0	2-0	0	2	2	10	10.0
Rodriguez	2-1	57	8-16	.500	2-7	.286	0-0	---	0	5	5	13	1-0	1	1	0	18	9.0
Holmes	2-0	28	7-10	.700	0-0	---	3-4	.750	1	4	5	0	8-0	0	1	3	17	8.5
Saric	2-2	52	6-26	.231	1-7	.143	4-5	.800	2	7	9	4	4-0	1	5	3	17	8.5
Okafor	2-1	32	7-16	.438	0-0	---	0-0	---	1	4	5	2	2-0	0	3	1	14	7.0
Henderson	2-1	41	5-14	.357	2-7	.286	1-2	.500	1	3	4	1	4-0	1	0	0	13	6.5
Thompson	1-0	13	2-5	.400	0-2	.000	0-2	.000	1	2	3	0	1-0	1	0	1	4	4.0
Luwawu	1-1	29	1-6	.167	1-3	.333	0-0	---	0	2	2	3	3-0	1	2	0	3	3.0
McConnell	2-1	39	1-3	.333	0-0	---	0-0	---	0	2	2	11	6-0	6	1	0	2	1.0
76ERS	2	480	73-171	.427	15-49	.306	33-42	.786	11	57	68	40	45-0	13	24	14	194	97.0

## THUNDER 2016-17 SEASON SERIES STATISTICS VS. SIXERS

PLAYER	G-GS	MIN	FG-A	PCT	3FG-A	PCT	FT-A	PCT	OFF	DEF	TOT	AST	PF-DQ	STL	TO	BLK	PTS	AVG
Westbrook	2-2	64	17-27	.630	1-2	.500	15-17	.882	1	22	23	23	3-0	0	7	2	50	25.0
Kanter	2-0	44	15-23	.652	0-0	---	11-13	.846	9	14	23	0	4-0	2	0	2	41	20.5
Oladipo	2-2	58	11-29	.379	1-8	.125	5-6	.833	2	5	7	2	4-0	1	7	1	28	14.0
McDermott (TOT)2-0	34	11-19	.579	3-6	.500	2-2	1.000	0	3	3	1	0-0	0	0	0	0	27	13.5
McDermott (OKC)1-0	14	6-10	.600	1-3	.333	0-0	---	0	0	0	1	0-0	0	0	0	0	13	13.0
Adams	2-2	60	10-23	.435	0-0	---	2-7	.286	7	3	10	1	5-0	4	3	1	22	11.0
Gibson (TOT)	2-2	36	8-13	.615	0-0	---	4-5	.800	2	7	9	2	2-0	0	5	2	20	10.0
Gibson (OKC)	1-1	13	4-8	.500	0-0	---	0-0	---	2	1	3	1	0-0	0	2	0	8	8.0
Ilyasova	1-0	20	4-7	.571	2-5	.400	0-0	---	1	4	5	1	1-0	1	0	0	10	10.0
Collison	1-0	8	3-3	1.000	0-0	---	1-1	1.000	2	3	5	2	3-0	0	0	1	7	7.0
Christon	2-0	33	5-9	.556	0-2	.000	0-0	---	0	2	2	5	2-0	0	1	0	10	5.0
Roberson	2-2	55	4-12	.333	0-2	.000	2-6	.333	4	7	11	3	4-0	4	0	3	10	5.0
Singler	1-0	22	1-6	.167	1-5	.200	2-2	1.000	0	1	1	0	2-0	0	1	0	5	5.0
Abrines	2-0	38	2-8	.250	2-6	.333	2-2	1.000	0	4	4	0	5-0	1	3	1	8	4.0
Sabonis	2-1	34	3-10	.300	1-3	.333	1-2	.500	1	9	10	2	6-0	1	2	0	8	4.0
Grant (TOT)	1-0	11	1-3	.333	1-2	.500	0-0	---	2	1	3	2	1-0	0	0	0	3	3.0
Grant (OKC)	1-0	11	1-3	.333	1-2	.500	0-0	---	2	1	3	2	1-0	0	0	0	3	3.0
Cole	1-0	5	1-4	.250	0-0	---	0-0	---	0	0	0	2	0-0	0	0	0	2	2.0
THUNDER	2	480	87-182	.478	10-38	.263	41-56	.732	31	76	107	45	40-0	14	26	11	225	112.5

# OKLAHOMA CITY THUNDER

DATE	H/A	W/L	PHI	OPP
10/27/67	H	W	132	115
12/1/67	N	W	133	109
12/12/67	N	W	118	107
12/17/67	A	W	139	124
12/20/67	A	W	160	122
2/14/68	H	W	149	125
2/20/68	H	W	140	108
11/9/68	H	W	114	94
11/11/68	N	W	127	117
12/18/68	A	W	115	111
2/5/69	A	W	119	115
2/21/69	A	W	115	109
3/19/69	H	W	136	115
11/8/69	H	L	117	125
11/15/69	A	L	136	146
12/19/69	A	L	116	123
1/9/70	H	L	132	135
1/14/70	N	L	110	122
2/8/70	A	L	117	118
11/7/70	H	W	134	128
12/8/70	H	L	104	107
12/17/70	A	W	125	117
1/24/71	A	W	145	119
2/21/71	A	L	128	135
10/20/71	H	W	100	93
11/21/71	A	L	117	127
12/1/71	H	W	102	98
3/9/72	A	W	128	123
3/19/72	H	W	115	100
10/11/72	H	L	100	105
11/17/72	A	L	92	105
1/17/73	A	W	85	82
3/10/73	H	L	96	106
11/18/73	A	L	91	95

DATE	H/A	W/L	PHI	OPP
12/12/73	H	L	93	100
1/18/74	H	L	104	116
2/24/74	A	L	105	115
11/10/74	A	L	95	109
11/29/74	H	L	119	121*
2/23/75	A	W	114	100
2/28/75	H	W	112	111
11/28/75	H	W	113	94
12/14/75	A	L	105	114
2/20/76	A	L	92	111
2/29/76	H	W	130	115
11/7/76	A	L	91	98
12/3/76	H	L	112	121
2/27/77	A	W	93	85
3/11/77	H	W	126	122
11/16/77	H	W	101	96
1/25/78	A	W	128	125
2/12/78	H	W	109	99
2/26/78	A	L	97	99
12/2/78	H	L	97	100
12/22/78	A	W	103	95
2/28/79	A	L	93	97
3/14/79	H	L	96	99
2/8/80	H	L	94	109
2/27/80	A	W	101	98*
1/28/81	A	W	120	117*
1/18/81	H	W	113	92
12/30/81	A	W	102	99
1/23/82	H	W	100	87
1/21/83	H	W	130	117
2/6/83	A	W	97	96
12/30/83	A	L	93	97*
3/9/84	H	W	92	84
1/2/85	A	W	118	109

DATE	H/A	W/L	PHI	OPP
3/8/85	H	W	128	114
12/8/85	H	L	100	105
1/28/86	A	W	106	99
11/11/86	A	W	121	114
1/21/87	H	W	129	123*
12/4/87	H	W	118	105
1/2/88	A	L	114	116
2/8/89	H	W	109	102
3/4/89	A	L	104	118
12/27/89	A	L	106	110
2/16/90	H	W	100	96*
1/2/91	A	L	99	127
2/19/91	H	W	107	104*
12/14/91	H	W	104	95
1/4/92	A	W	112	93
12/9/92	H	W	115	104
3/6/93	A	L	93	149
11/30/93	H	L	80	92
2/15/94	A	L	105	133
12/28/94	A	L	102	121
1/30/95	H	L	104	109
11/14/95	H	L	107	115
3/23/96	A	L	89	129
12/9/96	H	L	94	118
1/2/97	A	L	82	96
11/9/97	H	L	105	112
1/2/98	A	L	73	90
3/22/99	A	L	76	92
11/8/99	H	W	117	98
12/26/99	H	W	92	86
1/5/01	A	W	121	89
3/19/01	A	L	89	93
1/4/02	A	W	87	77
1/21/02	H	L	98	109

DATE	H/A	W/L	PHI	OPP
12/11/02	H	L	88	92
3/7/03	A	W	108	99
1/19/04	H	L	81	90
2/19/04	A	W	112	101
11/16/04	H	L	95	103
12/28/04	A	W	114	107
1/9/06	H	W	107	98
3/16/06	A	L	98	102
11/15/06	A	W	96	90
3/7/07	H	W	92	89
12/31/07	A	W	98	90
3/30/08	H	W	117	83
11/15/08	H	W	110	85
3/8/09	A	L	74	89
12/2/09	A	L	106	117
3/20/10	H	L	93	111
11/10/10	A	L	103	109
3/9/11	H	L	105	110*
2/29/12	H	L	88	92
11/24/12	H	L	109	116*
1/4/13	A	L	85	109
1/25/14	H	L	91	103
3/4/14	A	L	92	125
12/5/14	H	L	91	103
3/4/15	A	L	118	123*
11/13/15	A	L	85	102
3/18/16	H	L	97	111
10/26/16	H	L	97	103
3/22/17	A	L	97	122

\*overtime

\*\*double-overtime



# ORLANDO MAGIC



Frank Vogel

## GENERAL INFORMATION

Franchise Timeline (Established) ..... Orlando Magic (1989-90)  
 Address ..... 8701 Maitland Summit Blvd.; Orlando, FL 32810  
 Senior Chairman ..... Rich DeVos  
 Chief Executive Officer ..... Alex Martins  
 President of Basketball Operations ..... Jeff Weltman  
 General Manager ..... John Hammond  
 Head Coach ..... Frank Vogel  
 Assistant Coaches ..... Chad Forier, Corliss Williamson, Jay Hernandez, Matt Hill  
 Athletic Trainer ..... Keon Weise  
 Communications ..... Joel Glass, George Galante, Trish Wingerson, Melanie Curtsinger  
 Home Court ..... Amway Center (18,846)

## BROADCAST INFORMATION

Radio ..... ESPN 580 Orlando (AM 580); Dennis Neumann, Richie Adubatu  
 Spanish Radio ..... Salsa 98.1 FM (WNUE-FM); Joey Colon  
 Television ..... FOX Sports Florida; David Steele, Jeff Turner, Dante Marchitelli

### 2017-18 SCHEDULE

11/25/17 @ PHI  
 2/24/18 @ PHI  
 3/22/18 @ ORL

### ALL-TIME SERIES RESULTS

Overall: 33-75  
 Home: 21-33  
 Away: 12-42

### PLAYOFFS

Overall: 5-5  
 Home: 3-2  
 Away: 2-3

## ALL-TIME SERIES INFORMATION

### SIXERS

Largest Margin of Victory: 24, 1/31/92  
 Most Pts. Scored: 129, 2/26/90  
 Fewest Pts. Scored: 70, 1/14/95

### MAGIC

Largest Margin of Victory: 46, 2/17/95  
 Most Pts. Scored: 130, 2/28/16  
 Fewest Pts. Scored: 61, 2/4/13

## SIXERS 2016-17 SEASON SERIES STATISTICS VS. MAGIC

PLAYER	G-GS	MIN	FG-A	PCT	3FG-A	PCT	FT-A	PCT	OFF	DEF	TOT	AST	PF-DQ	STL	TO	BLK	PTS	AVG
Embiid	2-2	52	16-33	.485	3-6	.500	8-11	.727	7	13	20	7	5-0	0	4	4	43	21.5
Saric	4-2	101	24-48	.500	8-15	.533	11-12	.917	4	12	16	2	9-1	5	6	1	67	16.8
Thompson	2-0	53	9-17	.529	4-8	.500	2-2	1.000	2	7	9	2	4-0	1	0	1	24	12.0
Henderson	3-3	74	15-29	.517	1-3	.333	4-5	.800	2	6	8	1	4-0	1	1	1	35	11.7
Okafor	2-1	50	11-18	.611	0-0	---	1-3	.333	6	9	15	0	2-0	0	6	3	23	11.5
Holmes	3-1	73	15-28	.536	1-5	.200	1-1	1.000	6	16	22	7	10-1	1	3	2	32	10.7
Ilyasova	2-2	44	6-25	.240	2-13	.154	7-10	.700	3	3	6	3	6-0	2	1	1	21	10.5
Covington	4-4	132	15-48	.313	6-23	.261	5-7	.714	12	21	33	4	13-0	12	4	5	41	10.3
Noel	1-0	22	4-6	.667	0-0	---	2-2	1.000	0	7	7	1	3-0	3	1	2	10	10.0
Stauskas	4-0	115	11-37	.297	5-17	.294	8-9	.889	2	9	11	13	6-0	2	13	1	35	8.8
Rodriguez	4-2	94	12-35	.343	7-12	.583	1-1	1.000	1	13	14	27	3-0	0	10	1	32	8.0
McConnell	4-2	97	13-34	.382	0-6	.000	4-4	1.000	1	8	9	30	7-0	6	3	1	30	7.5
Anderson (TOT)	3-0	67	6-15	.400	1-7	.143	6-9	.667	0	10	10	2	7-0	3	6	1	19	6.3
Anderson (PHI)	1-0	27	0-2	.000	0-2	.000	1-2	.500	0	7	7	1	4-0	1	2	0	1	1.0
Long	1-0	11	1-2	.500	0-0	---	2-2	1.000	1	1	2	2	4-0	2	1	2	4	4.0
Luwawu	4-1	40	3-11	.273	1-4	.250	5-6	.833	1	6	7	3	11-1	0	1	1	12	3.0
76ERS	4	985	155-373	.416	38-114	.333	62-77	.805	48	138	186	103	91-3	36	57	26	410	102.5

## MAGIC 2016-17 SEASON SERIES STATISTICS VS. SIXERS

PLAYER	G-GS	MIN	FG-A	PCT	3FG-A	PCT	FT-A	PCT	OFF	DEF	TOT	AST	PF-DQ	STL	TO	BLK	PTS	AVG
Vucevic	4-3	127	36-61	.590	2-3	.667	9-12	.750	11	38	49	14	12-0	5	6	4	83	20.8
Fournier	4-4	148	24-62	.387	8-19	.421	20-25	.800	3	19	22	19	8-0	6	13	0	76	19.0
Ibaka	3-3	92	20-38	.526	4-11	.364	9-10	.900	5	6	11	2	11-0	1	1	7	53	17.7
Gordon	3-3	88	16-31	.516	2-8	.250	10-12	.833	1	6	7	8	8-1	3	5	2	44	14.7
Ross (TOT)	4-1	108	18-44	.409	8-26	.308	14-14	1.000	1	15	16	2	3-0	2	5	1	58	14.5
Ross (ORL)	1-1	35	4-15	.267	2-9	.222	5-5	1.000	0	5	5	2	1-0	1	4	1	15	15.0
Payton	4-2	118	21-39	.538	1-6	.167	2-7	.286	5	13	18	21	10-0	6	9	2	45	11.3
Meeks	2-0	37	3-15	.200	2-6	.333	11-13	.846	0	5	5	0	2-0	3	2	0	19	9.5
Augustin	4-1	77	11-26	.423	7-14	.500	3-4	.750	1	8	9	9	3-0	1	3	0	32	8.0
Green	4-0	69	9-28	.321	3-8	.375	4-4	1.000	1	12	13	5	7-0	0	2	1	25	6.3
Biyombo	4-1	86	7-10	.700	0-0	---	8-13	.615	11	24	35	8	9-0	0	3	4	22	5.5
Watson	4-1	47	2-8	.250	1-3	.333	7-8	.875	0	5	5	5	3-0	1	5	0	12	3.0
Hezonja	4-1	53	2-14	.143	1-6	.167	0-0	---	1	6	7	5	3-0	2	5	0	5	1.3
Ant. Brown (TOT)1-0	18	0	0-0	.000	0-3	.000	0-0	---	0	2	2	1	0-0	1	0	0	0	0.0
Rudez	1-0	3	0-1	.000	0-1	.000	0-0	---	0	1	1	0	0-0	0	0	0	0	0.0
Wilcox	2-0	6	0-1	.000	0-1	.000	0-0	---	1	0	1	1	0-0	0	1	0	0	0.0
MAGIC	4	985	155-349	.444	33-95	.347	88-113	.779	40	148	188	99	77-1	29	61	21	431	107.8

# ORLANDO MAGIC

DATE	H/A	W/L	PHI	OPP	DATE	H/A	W/L	PHI	OPP	DATE	H/A	W/L	PHI	OPP	DATE	H/A	W/L	PHI	OPP
11/18/89	A	L	103	116	4/19/96	H	L	92	112	12/22/03	H	W	95	73	2/9/11	H	L	95	99
1/24/90	H	W	125	103	11/29/96	H	W	100	91	1/12/04	A	W	87	82	4/11/11	H	L	85	95
2/8/90	A	L	99	101	1/7/97	A	L	88	109	1/23/04	H	L	93	98	1/30/12	H	W	74	69
2/26/90	H	W	129	110	1/31/97	H	L	99	109	4/14/04	A	L	89	98	2/15/12	A	L	87	103
12/11/90	A	W	119	114	4/1/97	A	W	105	93	11/14/04	H	W	96	87	4/7/12	H	L	82	88
3/18/91	H	W	99	91	11/22/97	H	L	94	108	11/27/04	A	L	99	105	4/16/12	A	L	100	113
11/2/91	H	L	115	122	12/8/97	A	L	86	95	1/22/05	A	L	111	115	2/4/13	H	W	78	61
11/13/91	A	W	121	100	3/9/98	H	L	78	88	2/12/05	H	W	112	99	2/26/13	H	L	84	98
1/31/92	H	W	112	88	4/6/98	A	L	92	113	1/26/06	H	L	115	119*	3/10/13	A	L	91	99
2/26/92	A	L	89	95	2/6/99	H	W	95	75	1/29/06	A	W	89	81	11/27/13	A	L	94	105
4/15/92	A	L	99	102	3/15/99	A	L	73	74	3/24/06	H	L	86	102	12/3/13	H	W	126	125**
11/18/92	H	L	110	120	4/25/99	H	W	103	86	4/15/06	A	L	97	102	2/26/14	H	L	90	101
12/15/92	A	L	107	119	11/10/99	A	L	105	110	11/3/06	A	W	105	103	3/2/14	A	L	81	92
1/18/93	H	W	124	118*	1/14/00	H	W	102	100	12/9/06	A	L	84	86	11/5/14	H	L	89	91
4/6/93	A	L	90	116	3/19/00	H	W	89	85	4/14/07	H	L	87	104	12/21/14	A	W	96	88
4/15/93	H	W	101	85	4/9/00	A	L	80	92	2/1/08	H	L	106	108	2/22/15	A	L	98	103
11/6/93	A	L	89	114	11/3/00	A	W	87	80	2/22/08	A	L	99	115	11/7/15	H	L	97	105
1/22/94	H	L	112	121	2/2/01	H	L	117	123**	2/27/08	H	W	101	89	1/20/16	A	W	96	87
3/9/94	H	L	101	117	3/28/01	H	L	95	96	3/21/08	A	L	95	113	2/23/16	H	L	115	124
3/11/94	A	L	105	112	4/12/01	A	L	77	101	11/6/08	A	L	88	98	2/28/16	A	L	116	130
11/5/94	A	L	107	122	1/9/02	H	L	91	102	11/26/08	H	L	94	96	11/1/16	H	L	101	103
11/12/94	H	L	103	116	2/23/02	A	L	87	105	2/28/09	H	L	100	106	12/2/16	H	L	88	105
1/14/95	A	L	70	91	3/17/02	H	L	103	105	10/28/09	A	L	106	120	2/9/17	A	W	112	111
2/17/95	A	L	83	129	4/14/02	A	W	95	89	3/1/10	H	L	105	126	3/20/17	A	L	109	112*
4/8/95	H	W	109	99	10/29/02	A	L	88	95	3/22/10	H	L	93	109					
1/23/96	A	L	90	105	1/12/03	H	L	105	107	4/14/10	A	L	111	125					
2/20/96	A	L	104	123	2/14/03	H	W	99	98	12/18/10	A	W	97	89					
3/4/96	H	L	97	110	3/31/03	A	W	118	113*	1/19/11	A	L	98	99*					

\*overtime

\*\*double-overtime



# PHOENIX SUNS



Earl Watson

## GENERAL INFORMATION

Franchise Timeline (Established) .....Phoenix Suns (1968-69)  
 Address .....201 E. Jefferson St.; Phoenix, AZ 85004  
 Managing Partner .....Robert Sarver  
 General Manager .....Ryan McDonough  
 Vice President of Basketball Operations.....James Jones  
 Assistant General Managers.....Trevor Bukstein, Pat Connelly  
 Head Coach .....Earl Watson  
 Associate Head Coach.....Jay Triano  
 Assistant Coaches .....Tyrone Corbin, Nat Bjorkgren, Marlon Garnett  
 VP of Athletic Care/Head Athletic Trainer .....Aaron Nelson  
 Basketball Communications .....Julie Fie, DC Headley, Cole Mickelson, DC Headley, Carlos Manzanillo  
 Home Court.....Talking Stick Resort Arena (18,055)

## BROADCAST INFORMATION

Radio.....Arizona Sports 98.7 FM: Al McCoy, Tim Kempton  
 Spanish Radio .....KSON (1400 AM): Arturo Ochoa, Jorge Moreno, Enrique Cortes  
 Television.....Fox Sports Arizona: Kevin Ray, Eddie Johnson, Ann Meyers Drysdale, Lindsey Smith

**2017-18  
 SCHEDULE**  
 12/4/17 @ PHI  
 12/31/17 @ PHO

**ALL-TIME  
 SERIES RESULTS**  
 Overall: 55-66  
 Home: 34-22  
 Away: 19-42  
 Neutral: 2-2

## ALL-TIME SERIES INFORMATION

### SIXERS

Largest Margin of Victory: 34, 2/15/70  
 Most Pts. Scored: 159, 2/15/70  
 Fewest Pts. Scored: 71, 3/23/01

### SUNS

Largest Margin of Victory: 30, 11/14/86  
 Most Pts. Scored: 143, 1/6/79  
 Fewest Pts. Scored: 81, 1/2/02

## SIXERS 2016-17 SEASON SERIES STATISTICS VS. SUNS

PLAYER	G-GS	MIN	FG-A	PCT	3FG-A	PCT	FT-A	PCT	OFF	DEF	TOT	AST	PF-DQ	STL	TO	BLK	PTS	AVG
Embiid	2-2	48	17-29	.586	4-8	.500	15-17	.882	0	14	14	3	7-0	0	6	4	53	26.5
Stauskas	1-0	26	8-9	.889	5-6	.833	0-0	---	0	2	2	0	2-0	0	2	1	21	21.0
Rodriguez	2-2	54	11-22	.500	6-14	.429	1-1	1.000	1	9	10	18	2-0	2	7	0	29	14.5
Ilyasova	2-1	49	10-20	.500	4-9	.444	1-1	1.000	2	3	5	4	6-0	1	5	1	25	12.5
Henderson	2-2	48	9-18	.500	1-3	.333	3-4	.750	2	4	6	4	3-0	3	0	0	22	11.0
Covington	2-2	51	7-16	.438	2-10	.200	3-5	.600	1	6	7	6	7-1	3	7	3	19	9.5
Saric	2-0	53	6-17	.353	4-9	.444	2-2	1.000	2	9	11	5	5-0	2	3	1	18	9.0
Thompson	2-0	48	7-12	.583	3-6	.500	1-2	.500	2	4	6	2	7-0	0	1	0	18	9.0
Okafor	2-1	39	6-8	.750	0-0	---	0-0	---	2	3	5	3	7-0	0	2	4	12	6.0
McConnell	2-0	42	3-12	.250	1-1	1.000	3-4	.750	2	2	4	8	3-0	4	3	0	10	5.0
Noel	1-0	10	1-1	1.000	0-0	---	2-4	.500	0	1	1	1	2-0	3	1	1	4	4.0
Holmes	1-0	7	1-2	.500	0-0	---	1-2	.500	0	1	1	1	2-0	0	0	0	3	3.0
Luwawu	1-0	5	1-3	.333	0-0	---	0-0	---	0	0	0	1	1-0	0	0	0	2	2.0
Anderson (TOT)	1-0	2	0-1	.000	0-1	.000	0-0	---	0	1	1	0	0-0	0	0	0	0	0.0
76ERS	2	480	87-169	.515	30-66	.455	32-42	.762	14	58	72	56	54-1	18	39	15	236	118.0

## SUNS 2016-17 SEASON SERIES STATISTICS VS. SIXERS

PLAYER	G-GS	MIN	FG-A	PCT	3FG-A	PCT	FT-A	PCT	OFF	DEF	TOT	AST	PF-DQ	STL	TO	BLK	PTS	AVG
Bledsoe	2-2	67	19-36	.528	3-9	.333	10-13	.769	3	4	7	17	5-0	0	8	3	51	25.5
Warren	1-0	32	7-16	.438	2-5	.400	3-6	.500	3	2	5	2	1-0	1	1	0	19	19.0
Booker	2-2	56	12-31	.387	4-11	.364	5-6	.833	0	7	7	6	3-0	4	9	0	33	16.5
Chandler	1-1	33	5-9	.556	0-0	---	5-8	.625	3	9	12	1	4-0	0	1	0	15	15.0
Knight	2-0	35	7-16	.438	1-2	.500	9-11	.818	2	3	5	3	1-0	1	2	0	24	12.0
Williams	1-0	23	5-8	.625	0-0	---	2-4	.500	4	7	11	0	4-0	2	1	4	12	12.0
Tucker	2-2	66	6-10	.600	4-6	.667	6-6	1.000	2	11	13	2	3-0	4	0	1	22	11.0
Ulis	1-0	22	3-7	.429	0-0	---	3-4	.750	0	4	4	5	1-0	4	0	0	9	9.0
Len	2-1	42	7-11	.636	0-0	---	3-8	.375	4	10	14	3	7-0	1	3	3	17	8.5
Dudley	2-0	37	5-11	.455	1-5	.200	0-0	---	2	2	4	2	5-0	1	3	0	11	5.5
Chris	2-2	27	3-9	.333	3-7	.429	0-2	.000	0	3	3	1	8-0	0	4	0	9	4.5
Bender	1-0	12	1-3	.333	0-2	.000	0-1	.000	0	1	1	0	1-0	0	2	1	2	2.0
Jenkins	1-0	4	0-1	.000	0-0	---	2-2	1.000	0	1	1	0	0-0	0	0	0	2	2.0
Barbosa	2-0	22	1-3	.333	0-0	---	0-0	---	0	0	0	1	0-0	0	1	1	2	1.0
Jones	1-0	3	0-0	---	0-0	---	0-0	---	0	0	0	0	0-0	0	0	0	0	0.0
SUNS	2	480	81-171	.474	18-47	.383	48-71	.676	23	64	87	43	43-0	18	35	13	228	114.0

# PHOENIX SUNS

DATE	H/A	W/L	PHI	OPP
11/19/68	N	W	126	110
11/26/68	A	W	126	119
12/11/68	H	W	143	123
12/17/68	A	W	145	128
2/4/69	A	L	116	125
2/26/69	H	W	104	97
10/22/69	H	W	122	119
11/13/69	A	W	124	110
12/16/69	A	W	141	119
1/10/70	N	L	117	119
2/3/70	A	L	123	131
2/15/70	H	W	159	125
11/21/70	H	L	119	125
12/22/70	A	W	133	129*
1/9/71	H	W	123	112
1/22/71	A	W	117	116
2/26/71	H	L	94	108
10/29/71	H	L	135	137**
11/23/71	A	L	107	128
12/21/71	A	L	119	124
1/8/72	H	W	130	119
2/8/72	A	L	108	120
11/12/72	A	L	108	119
12/7/72	N	L	102	117
2/10/73	A	L	121	126
3/14/73	H	L	114	120
11/7/73	H	W	122	115
11/15/73	A	L	94	116
12/19/73	A	W	101	98
3/15/74	N	W	108	101
10/30/74	H	L	99	104

DATE	H/A	W/L	PHI	OPP
11/13/74	A	L	100	105
1/21/75	A	W	101	95
3/14/75	H	W	108	97
11/7/75	H	W	103	99
12/11/75	A	W	110	106
1/31/76	A	L	105	119
3/10/76	H	W	125	108
12/15/76	H	W	97	87
1/27/77	A	L	94	111
2/18/77	H	L	96	102
12/21/77	H	W	125	119
1/27/78	A	L	101	110
3/5/78	A	W	104	92
11/17/78	H	W	95	94
1/6/79	H	L	139	143*
1/24/79	A	L	94	101
3/4/79	A	L	94	119
12/8/79	H	W	117	96
1/27/80	A	L	118	125
1/25/81	H	W	98	93
2/22/81	A	L	110	116
12/27/81	A	L	96	99
2/21/82	H	W	109	102
12/2/82	A	W	116	108
1/26/83	H	W	113	102
3/1/84	A	L	100	112
3/17/84	H	W	131	112
11/23/84	A	W	119	117*
1/7/85	H	W	100	99
12/28/85	A	W	100	98
1/22/86	H	W	118	111

DATE	H/A	W/L	PHI	OPP
11/14/86	A	L	97	127
1/19/87	H	W	107	104
12/28/87	A	L	101	117
1/4/88	H	W	122	114
2/24/89	A	L	95	120
3/6/89	H	L	106	110
2/24/90	A	L	99	126
4/1/90	H	W	141	112
12/28/90	A	L	96	115
2/1/91	H	W	96	89
3/13/92	H	L	104	108
3/27/92	A	L	113	117
3/3/93	A	L	115	125
3/28/93	H	L	100	110
12/30/93	A	L	107	119
1/28/94	H	L	103	108
1/4/95	A	L	122	127
1/27/95	H	L	107	108
12/27/95	A	L	90	105
3/15/96	H	L	102	128
11/9/96	H	W	112	95
2/26/97	A	L	104	111
2/2/98	H	L	97	106
2/24/98	A	W	85	84
11/4/99	A	L	80	84
1/26/00	H	L	87	93
2/18/01	H	W	104	98
3/23/01	A	L	71	84
1/2/02	A	W	102	81
4/3/02	H	W	89	83*
12/13/02	H	L	91	99

DATE	H/A	W/L	PHI	OPP
1/2/03	A	L	78	96
12/28/03	A	L	92	100
3/24/04	H	W	99	94
11/5/04	H	L	98	108
3/30/05	A	L	87	116
1/4/06	A	L	85	105
1/31/06	H	L	99	123
11/17/06	A	L	94	106
2/28/07	H	W	99	94
3/1/08	A	W	119	114
3/28/08	H	L	93	107
2/9/09	H	W	108	91
3/18/09	A	L	116	126
11/9/09	H	L	115	119
2/24/10	A	L	95	106
12/29/10	A	W	123	110
1/24/11	H	W	105	95
12/28/11	A	W	103	83
11/25/12	H	W	104	101
1/2/13	A	L	89	95
12/28/13	A	L	101	115
1/27/14	H	L	113	124
11/21/14	H	L	96	122
1/2/15	A	L	96	111
12/26/15	A	W	111	104
1/26/16	H	W	113	103
11/19/16	H	W	120	105
12/23/16	A	L	116	123

\* overtime

\*\*double-overtime



# PORTLAND TRAILBLAZERS



Terry Stotts

## GENERAL INFORMATION

Franchise Timeline (Established) ..... Portland Trail Blazers (1970-71)  
 Address ..... One Center Court; Suite 200; Portland, OR 97227  
 Owner ..... Paul Allen  
 President of Basketball Operations ..... Neil Olshley  
 President & CEO ..... Chris McGowan  
 Head Coach ..... Terry Stotts  
 Assistant Coaches ..... David Vanterpool, Nate Tibbetts, Dale Osbourne, John McCullough and Jim Moran  
 Head Athletic Trainer ..... Geoff Clark  
 Communications ..... Jim Taylor, Collin Romer  
 Home Court ..... Moda Center (19,441)

## BROADCAST INFORMATION

Radio ..... Rip City Radio (620 AM); Brian Wheeler  
 Television ..... NBC Sports Northwest; Kevin Calabro, Lamar Hurd

**2017-18  
 SCHEDULE**  
 11/22/17 @ PHI  
 12/28/17 @ POR

## ALL-TIME SERIES RESULTS

Overall: 57-52  
 Home: 33-17  
 Away: 21-35  
 Neutral: 3-0

## PLAYOFFS

Overall: 2-4  
 Home: 2-1  
 Away: 0-3

## ALL-TIME SERIES INFORMATION

**SIXERS** Largest Margin of Victory: 28, 3/6/03  
 Most Pts. Scored: 153, 2/19/86  
 Fewest Pts. Scored: 71, 3/25/96

**TRAIL BLAZERS** Largest Margin of Victory: 42, 11/5/76  
 Most Pts. Scored: 146, 11/5/76  
 Fewest Pts. Scored: 60, 3/6/03

## SIXERS 2016-17 SEASON SERIES STATISTICS VS. TRAIL BLAZERS

PLAYER	G-GS	MIN	FG-A	PCT	3FG-A	PCT	FT-A	PCT	OFF	DEF	TOT	AST	PF-DQ	STL	TO	BLK	PTS	AVG
Ilyasova	1-1	29	9-14	.643	5-6	.833	1-2	.500	2	4	6	2	4-0	2	5	1	24	24.0
Covington	2-2	74	18-38	.474	9-20	.450	1-1	1.000	3	16	19	2	7-0	3	4	2	46	23.0
Embiid	1-1	22	7-14	.500	0-0	---	4-9	.444	3	7	10	5	2-0	0	5	4	18	18.0
Okafor	1-1	29	7-14	.500	0-0	---	2-2	1.000	3	5	8	1	4-0	1	1	0	16	16.0
Saric	2-1	65	12-28	.429	5-12	.417	2-3	.667	4	11	15	4	5-0	1	7	1	31	15.5
Holmes	1-0	22	4-6	.667	1-1	1.000	1-2	.500	2	4	6	0	5-0	1	2	1	10	10.0
Henderson	2-0	54	7-20	.350	1-4	.250	4-5	.800	3	7	10	2	4-0	1	1	0	19	9.5
Rodriguez	2-0	39	5-16	.313	1-6	.167	1-2	.500	0	2	2	8	7-0	1	0	0	12	6.0
Noel	1-0	21	1-4	.250	0-0	---	3-4	.750	2	7	9	2	0-0	2	2	0	5	5.0
McConnell	2-2	62	4-16	.250	0-1	.000	0-0	---	3	4	7	11	6-0	2	2	0	8	4.0
Luwawu	2-0	32	2-6	.333	1-3	.333	2-2	1.000	0	2	2	2	3-0	1	1	0	7	3.5
Stauskas	2-2	48	1-9	.111	0-4	.000	3-4	.750	0	2	2	4	3-0	1	3	1	5	2.5
Anderson (TOT)	3-0	30	3-7	.429	0-3	.000	0-0	---	1	3	4	0	2-0	0	2	2	6	2.0
Anderson (PHI)	1-0	8	0-1	.000	0-1	.000	0-0	---	0	1	1	0	0-0	0	2	1	0	0.0
Long	1-0	0	0-0	---	0-0	---	0-0	---	0	0	0	0	0-0	0	0	0	0	0.0
76ERS	2	505	77-186	.414	23-58	.397	24-36	.667	25	72	97	43	50-0	16	36	11	201	100.5

## TRAIL BLAZERS 2016-17 SEASON SERIES STATISTICS VS. SIXERS

PLAYER	G-GS	MIN	FG-A	PCT	3FG-A	PCT	FT-A	PCT	OFF	DEF	TOT	AST	PF-DQ	STL	TO	BLK	PTS	AVG
Lillard	2-2	77	18-46	.391	2-13	.154	16-17	.941	2	7	9	5	2-0	1	8	2	54	27.0
McCullum	2-2	77	13-34	.382	5-13	.385	8-8	1.000	0	8	8	7	3-0	2	5	0	39	19.5
Plumlee	1-1	33	4-14	.286	0-0	---	6-10	.600	3	8	11	2	3-0	1	1	3	14	14.0
Nurkic (TOT)	3-2	81	14-32	.438	0-0	---	10-15	.667	15	19	34	10	13-0	5	6	9	38	12.7
Nurkic (POR)	1-1	38	9-18	.500	0-0	---	10-13	.769	7	13	20	8	5-0	2	3	6	28	28.0
Crabbe	2-0	49	9-15	.600	2-5	.400	2-2	1.000	0	5	5	2	2-0	1	0	0	22	11.0
Vonleh	2-2	38	6-8	.750	1-1	1.000	1-3	.333	2	7	9	0	8-0	1	2	0	14	7.0
Harkless	2-1	58	6-14	.429	0-1	.000	1-4	.250	7	6	13	2	1-0	2	3	3	13	6.5
Aminu	2-0	60	4-13	.308	1-4	.250	2-2	1.000	3	11	14	1	8-0	3	6	2	11	5.5
Turner	1-1	28	2-10	.200	0-1	.000	0-0	---	1	0	1	5	1-0	1	1	1	4	4.0
Leonard	1-0	15	1-3	.333	1-2	.500	0-0	---	1	3	4	2	2-0	0	1	3	3.0	
Davis	1-0	15	1-2	.500	0-0	---	0-0	---	1	5	6	1	5-0	0	0	2	2.0	
Napier	1-0	16	0-0	---	0-0	---	2-2	1.000	1	0	1	6	2-0	2	3	0	2	2.0
TRAIL BLAZERS	2	505	73-177	.412	12-40	.300	48-61	.787	28	73	101	41	42-0	16	32	18	206	103.0

# PORTLAND TRAILBLAZERS

DATE	H/A	W/L	PHI	OPP	DATE	H/A	W/L	PHI	OPP	DATE	H/A	W/L	PHI	OPP	DATE	H/A	W/L	PHI	OPP	
12/20/70	A	W	134	132*	2/28/78	A	L	92	113	1/5/92	A	L	102	115	11/16/07	H	W	92	88	
2/20/71	A	W	118	105	3/26/78	H	W	116	100	12/26/92	A	L	115	121*	12/30/07	A	L	72	97	
2/23/71	H	W	119	113	1/14/79	H	W	112	106	4/2/93	H	L	91	96	1/14/09	H	W	100	79	
3/3/71	N	W	120	104	1/28/79	A	L	94	116	2/18/94	A	L	93	109	3/23/09	A	W	114	108*	
11/27/71	H	W	116	93	2/27/79	A	L	115	118	4/1/94	H	L	100	111	12/23/09	A	W	104	93	
12/17/71	A	L	126	127	1/16/80	H	W	121	110	12/26/94	A	W	101	94	1/20/10	H	L	90	98	
1/21/72	N	W	136	122	2/26/80	A	W	98	96	3/31/95	H	W	86	85	11/30/10	H	W	88	79	
2/11/72	A	L	106	110	11/28/80	H	W	116	103	2/3/96	H	L	85	96	3/19/11	A	L	101	110	
11/25/72	H	L	106	117	12/30/80	A	L	108	109	3/25/96	A	L	71	94	12/26/11	A	L	103	107	
1/5/73	A	L	102	135	1/1/82	A	W	120	105	2/22/97	H	W	97	80	12/29/12	A	L	85	89	
2/9/73	A	L	105	116	12/0/82	H	W	115	110	3/2/97	A	L	95	112	3/18/13	H	W	101	100	
2/25/73	H	W	115	111	11/23/82	H	L	103	106	12/30/97	A	L	86	96	12/14/13	H	L	105	139	
10/24/73	H	W	132	110	2/4/83	A	L	109	115	1/23/98	H	W	98	87	1/4/14	A	W	101	99	
12/22/73	A	L	105	110	1/1/84	A	W	115	103	3/21/99	A	L	75	91	11/24/14	H	L	104	114	
2/26/74	A	W	118	110	2/24/84	H	L	114	119	11/19/99	H	L	91	97	12/26/14	A	L	93	114	
3/20/74	H	L	106	113	11/30/84	H	W	126	116	12/30/99	A	L	90	108	1/16/16	H	W	114	89	
11/8/74	H	W	105	89	1/1/85	A	W	111	106	12/8/00	A	W	107	94	3/26/16	A	L	105	108	
1/24/75	A	L	97	119	1/1/86	A	W	121	119*	1/10/01	H	L	75	93	1/20/17	H	W	93	92	
2/25/75	A	L	77	99	2/19/86	H	W	153	133	1/5/02	A	L	88	96	3/9/17	A	L	108	114*	
3/12/75	H	W	91	88	11/9/86	A	W	125	119	2/25/02	H	L	83	88						
11/21/75	H	W	131	111	11/28/86	H	W	116	112	3/6/03	A	W	88	60						
12/16/75	A	W	105	98	12/9/87	H	W	94	86	3/14/03	H	W	90	79						
2/11/76	H	W	118	106	1/1/88	A	L	125	127	11/3/03	A	W	94	83						
2/24/76	A	W	106	102	11/30/88	H	W	114	106	4/1/04	H	L	82	88						
11/5/76	A	L	104	146	3/3/89	A	L	121	129	12/27/04	A	W	111	104						
12/11/76	H	W	108	107	2/18/90	A	W	110	109	1/10/05	H	L	100	109						
3/1/77	A	L	107	108	3/9/90	H	L	100	104	11/29/05	H	W	107	83						
3/27/77	H	W	128	116	2/12/91	A	L	106	121	12/28/05	A	L	91	95						
10/28/77	A	L	94	98	3/1/91	H	W	121	111	12/11/06	H	L	79	81						
12/7/77	H	W	122	100	12/6/91	H	W	105	102*	12/29/06	A	W	98	95						

\* overtime  
\*\*double-overtime





# SACRAMENTO KINGS



Dave Joergler

## GENERAL INFORMATION

Franchise Timeline (Established) ..... Rochester Royals (1948-49); Cincinnati Royals (1957-58)  
 ..... K.C./Omaha Royals (1972-73); Kansas City Kings (1975-76);  
 ..... Sacramento Kings (1985-86)

Address ..... 500 David J. Stern Walk, Sacramento, CA 95814

Owner ..... Vivek Ranadive

General Manager ..... Vlade Divac

Chief Operating Officer ..... Matina Kolokotronis

Executive Vice President of Business Operations & CFO ..... John Rinehart

Vice President, Player Personnel & Development ..... Peja Stojakovic

Assistant General Manager ..... Brandon D. Williams

Assistant General Manager ..... Ken Catanella

Head Coach ..... Dave Joergler

Assistant Coaches ..... Elston Turner, Bryan Gates, Bob Thornton, Jason March, Duane Ticknor

Director of Sports Medicine ..... Pete Youngman

Communications/Media Relations ..... Joelle Terry, Chris Clark, Rashaan Gethers

Home Court ..... Golden 1 Center (17,500)

## BROADCAST INFORMATION

Radio ..... KHTK (1140 AM): Gary Gerould

Television ..... NBC Sports California: Grant Napear, Jerry Reynolds, Doug Christie, Kayte Christensen

## ALL-TIME SERIES INFORMATION

### SIXERS

Largest Margin of Victory: 37, 11/16/60  
 Most Pts. Scored: 147, 3/19/71  
 Fewest Pts. Scored: 63, 12/10/49

### KINGS

Largest Margin of Victory: 56, 1/2/93  
 Most Pts. Scored: 154, 1/2/93  
 Fewest Pts. Scored: 63, 1/14/51

### 2017-18 SCHEDULE

11/9/17 @ SAC  
 12/19/17 @ PHI

### ALL-TIME SERIES RESULTS

Overall: 163-125  
 Home: 88-40  
 Away: 58-71  
 Neutral: 17-14

### PLAYOFFS

Overall: 10-8  
 Home: 6-3  
 Away: 4-5

## SIXERS 2016-17 SEASON SERIES STATISTICS VS. KINGS

PLAYER	G-GS	MIN	FG-A	PCT	3FG-A	PCT	FT-A	PCT	OFF	DEF	TOT	AST	PF-DQ	STL	TO	BLK	PTS	AVG
Embiid	1-1	29	8-17	.471	1-4	.250	8-9	.889	4	4	8	1	5-0	2	8	2	25	25.0
Saric	2-0	54	13-22	.591	3-8	.375	0-0	---	3	11	14	8	2-0	1	2	0	29	14.5
Covington	2-2	73	10-22	.455	4-13	.308	4-5	.800	2	14	16	3	7-0	6	5	0	28	14.0
Ilyasova	2-1	55	10-20	.500	3-10	.300	4-6	.667	1	5	6	3	7-0	3	1	0	27	13.5
Rodriguez	2-1	39	9-14	.643	5-8	.625	0-0	---	0	3	3	6	1-0	3	3	0	23	11.5
Henderson	2-1	51	7-16	.438	0-4	.000	7-8	.875	0	4	4	5	1-0	2	0	0	21	10.5
Okafor	2-2	41	8-16	.500	0-0	---	5-6	.833	4	2	6	4	6-0	1	4	0	21	10.5
Stauskas	2-1	47	8-14	.571	4-7	.571	0-0	---	0	1	1	1	5-0	2	3	1	20	10.0
Anderson (TOT)	2-0	18	3-9	.333	0-2	.000	9-10	.900	2	2	4	0	0-0	2	2	0	15	7.5
Noel	2-0	28	6-7	.857	0-0	---	3-5	.600	2	2	4	2	5-0	3	2	2	15	7.5
McConnell	2-1	57	5-12	.417	0-0	---	3-5	.600	1	3	4	17	2-0	3	6	0	13	6.5
Luwawu	1-0	6	0-2	.000	0-2	.000	0-0	---	0	1	1	2	0-0	0	2	0	0	0.0
76ERS	2	480	84-162	.519	20-56	.357	34-44	.773	17	50	67	52	41-0	26	38	7	222	111.0

## KINGS 2016-17 SEASON SERIES STATISTICS VS. SIXERS

PLAYER	G-GS	MIN	FG-A	PCT	3FG-A	PCT	FT-A	PCT	OFF	DEF	TOT	AST	PF-DQ	STL	TO	BLK	PTS	AVG
Cousins	2-2	67	21-36	.583	6-10	.600	28-31	.903	6	16	22	10	10-1	4	13	3	76	38.0
Galloway (TOT)	1-0	28	8-16	.500	3-6	.500	0-1	.000	1	3	4	2	2-0	1	1	0	19	19.0
Gay	1-1	36	7-16	.438	1-4	.250	2-2	1.000	2	7	9	2	1-0	0	4	1	17	17.0
Caulley-Stein	2-0	33	12-17	.706	0-0	---	2-4	.500	3	4	7	1	4-0	2	3	2	26	13.0
Barnes	2-0	36	7-15	.467	5-9	.556	0-0	---	2	3	5	4	5-0	1	3	0	19	9.5
Collison	2-2	52	7-17	.412	1-4	.250	2-2	1.000	1	0	1	6	1-0	2	3	0	17	8.5
Afflalo	1-1	36	3-9	.333	2-7	.286	0-0	---	0	4	4	3	3-0	0	2	0	8	8.0
Hield (TOT)	2-2	55	6-21	.286	4-8	.500	0-0	---	0	5	5	3	2-0	0	3	0	16	8.0
Lawson	2-0	47	6-13	.462	0-3	.000	4-4	1.000	3	4	7	15	5-0	2	5	0	16	8.0
Koufos	2-2	32	6-7	.857	0-0	---	0-0	.000	0	3	3	1	7-0	2	0	1	12	6.0
Temple	2-1	63	4-10	.400	2-6	.333	2-3	.667	1	1	2	8	5-0	3	3	0	12	6.0
Tolliver	2-0	44	4-9	.444	3-7	.429	1-2	.500	2	6	8	1	3-0	1	2	0	12	6.0
McLemore	1-1	17	2-7	.286	0-3	.000	0-0	---	0	2	2	3	1-0	0	1	0	4	4.0
Casspi	1-0	13	1-4	.250	0-0	---	0-0	---	2	3	5	0	0-0	1	0	0	2	2.0
Richardson	1-0	6	0-1	.000	0-1	.000	0-0	---	0	0	0	1	2-0	0	0	0	0	0.0
KINGS	2	480	80-161	.497	20-54	.370	41-50	.820	22	53	75	55	47-1	18	40	7	221	110.5





# SAN ANTONIO SPURS



Gregg Popovich

## GENERAL INFORMATION

Franchise Timeline (Established) ..... -San Antonio Spurs (1973-74)  
 Address ..... One AT&T Center; San Antonio, TX 78219  
 Chairman & CEO ..... Julianna Hawn Holt  
 President of Basketball Operations/Head Coach ..... Gregg Popovich  
 President of Sports Franchises/General Manager ..... R.C. Buford  
 Assistant Coaches ..... Ettore Messina, Ime Udoka,  
 ..... James Borrego, Chip Engelland, Becky Hammon, Will Hardy  
 Head Athletic Trainer ..... Will Sevensen  
 Communications ..... Tom James, Kris Davis, Jordan Howenstine  
 Manager of Basketball Operations ..... April Hardy-Holley  
 Home Court ..... AT&T Center (18,418)

## BROADCAST INFORMATION

Radio ..... WOAI (1200 AM): Bill Schoening  
 Spanish Radio ..... KXTN (107.5FM): Paul Castro  
 Television ..... KENS (Channel 5)/KMYS (Channel 35), FOX Sports Southwest (Channel 26):  
 ..... Bill Land, Sean Elliott, Andrew Monaco

## ALL-TIME SERIES INFORMATION

### SIXERS

Largest Margin of Victory: 33, 1/7/81  
 Most Pts. Scored: 135, 2x last 3/24/89  
 Fewest Pts. Scored: 68, 12/7/15

### SPURS

Largest Margin of Victory: 51, 12/7/15  
 Most Pts. Scored: 131, 4/6/77  
 Fewest Pts. Scored: 71, 2/11/11

### 2017-18 SCHEDULE

1/3/18 @ PHI  
 1/26/18 @ SAS

### ALL-TIME SERIES RESULTS

Overall: 34-57  
 Home: 23-23  
 Away: 11-34

### PLAYOFFS

Overall: 3-4  
 Home: 2-1  
 Away: 1-3

## SIXERS 2016-17 SEASON SERIES STATISTICS VS. SPURS

PLAYER	G-GS	MIN	FG-A	PCT	3FG-A	PCT	FT-A	PCT	OFF	DEF	TOT	AST	PF-DQ	STL	TO	BLK	PTS	AVG
Covington	1-1	38	6-14	.429	2-7	.286	4-4	1.000	1	5	6	1	4-0	2	0	0	18	18.0
Ilyasova	2-2	67	12-28	.429	4-12	.333	8-11	.727	2	9	11	5	8-0	5	3	1	36	18.0
Saric	2-1	57	13-28	.464	6-12	.500	2-2	1.000	3	6	9	4	5-0	1	8	0	34	17.0
Okafor	2-2	50	9-22	.409	0-0	---	11-12	.917	7	10	17	3	4-0	0	1	2	29	14.5
Stauskas	2-1	60	7-20	.350	6-12	.500	4-4	1.000	1	10	11	8	3-0	1	1	1	24	12.0
Henderson	1-1	23	1-6	.167	1-3	.333	3-4	.750	0	3	3	1	2-0	0	1	0	6	6.0
McConnell	2-2	63	5-15	.333	0-1	.000	0-0	---	0	6	6	12	4-0	5	3	1	10	5.0
Randle	1-0	15	2-6	.333	1-2	.500	0-0	---	0	1	1	1	2-0	0	0	0	5	5.0
Rodriguez	2-0	34	4-14	.286	1-6	.167	1-2	.500	0	3	3	5	4-0	3	4	0	10	5.0
Anderson (TOT)	3-0	42	5-15	.333	1-9	.111	3-4	.750	2	4	6	0	3-0	1	5	1	14	4.7
Luwawu	2-0	34	3-11	.273	1-4	.250	2-2	1.000	1	2	3	2	1-0	0	3	1	9	4.5
Holmes	1-0	19	1-4	.250	0-0	---	2-6	.333	2	4	6	1	1-0	0	0	1	4	4.0
Noel	1-0	22	1-4	.250	0-0	---	2-5	.400	2	3	5	1	4-0	1	2	0	4	4.0
76ERS	2	-480	64-172	.372	22-59	.373	39-52	.750	19	62	81	44	42-0	18	29	7	189	94.5

## SPURS 2016-17 SEASON SERIES STATISTICS VS. SIXERS

PLAYER	G-GS	MIN	FG-A	PCT	3FG-A	PCT	FT-A	PCT	OFF	DEF	TOT	AST	PF-DQ	STL	TO	BLK	PTS	AVG
Leonard	2-2	62	17-35	.486	3-9	.333	14-16	.875	5	9	14	10	3-0	2	6	2	51	25.5
Aldridge	1-1	36	5-10	.500	0-1	.000	5-6	.833	2	8	10	0	2-0	0	2	2	15	15.0
Dedmon	2-2	49	9-12	.750	0-0	---	5-6	.833	4	17	21	4	7-0	0	2	3	23	11.5
Green	2-2	53	9-18	.500	5-9	.556	0-0	---	1	7	8	0	4-0	3	2	2	23	11.5
Bertans	2-1	45	8-19	.421	4-12	.333	1-2	.500	2	5	7	4	3-0	2	3	0	21	10.5
Parker	2-2	56	7-17	.412	1-1	1.000	4-5	.800	0	5	5	11	3-0	1	0	0	19	9.5
Mills	2-0	35	7-14	.500	3-6	.500	0-0	---	0	5	5	6	2-0	0	1	0	17	8.5
Lee	2-0	32	5-9	.556	0-0	---	4-6	.667	3	12	15	5	4-0	2	6	2	14	7.0
Simmons	2-0	30	4-11	.364	0-1	.000	5-6	.833	0	5	5	1	4-0	0	2	1	13	6.5
Anderson	2-0	30	2-4	.500	0-0	---	2-2	1.000	0	7	7	4	3-0	3	3	2	6	3.0
Anthony	2-0	16	3-5	.600	0-0	---	0-0	---	3	3	6	0	2-0	1	1	1	6	3.0
Ginobili	2-0	27	1-6	.167	1-3	.333	2-3	.667	0	4	4	4	4-0	1	4	0	5	2.5
Forbes	1-0	3	0-1	.000	0-0	---	0-0	---	0	0	0	0	0-0	0	0	0	0	0.0
Murray	1-0	5	0-2	.000	0-1	.000	0-0	---	0	0	0	1	1-0	0	2	0	0	0.0
SPURS	2	-480	77-163	.472	17-43	.395	42-52	.808	20	87	107	50	42-0	15	34	15	213	106.5

# SAN ANTONIO SPURS

DATE	H/A	W/L	PHI	OPP
10/22/76	H	L	118	121
12/28/76	A	L	116	127
3/25/77	H	W	113	110
4/6/77	A	L	109	131
11/29/77	A	W	129	117
12/9/77	H	W	120	116
2/17/78	H	W	125	116
4/2/78	A	L	107	111
11/1/78	H	W	116	115
11/29/78	A	W	120	114*
12/30/78	H	L	94	100
3/20/79	A	W	124	120
11/16/79	H	L	105	106
11/20/79	A	W	118	114
12/5/79	H	W	132	120
12/27/79	A	W	118	114
3/9/80	A	W	134	118
3/19/80	H	L	99	105
11/22/80	A	W	108	101
1/7/81	H	W	135	102
12/2/81	H	L	101	106
1/26/82	A	L	95	103
12/26/82	A	W	124	122
4/6/83	H	L	109	112
11/23/83	A	W	113	105
12/21/83	H	W	122	121
12/19/84	H	W	123	118
3/4/85	A	L	103	109
11/8/85	H	L	95	107
1/6/86	A	W	108	102
11/7/86	H	W	114	97
2/26/87	A	L	94	96
12/16/87	H	W	114	102
2/24/88	A	L	121	123*

DATE	H/A	W/L	PHI	OPP
1/5/89	A	L	104	119
3/24/89	H	W	135	122
11/17/89	H	W	108	101
1/3/90	A	L	94	103
1/7/91	H	L	102	111*
3/5/91	A	L	99	104
2/21/92	A	L	90	100
3/23/92	H	W	105	92
12/2/92	H	L	82	98
2/18/93	A	L	98	103
12/4/93	H	L	82	90
1/4/94	A	L	84	107
3/10/95	H	L	94	100
3/16/95	A	L	86	112
1/21/96	H	L	88	118
3/2/96	A	L	101	115
12/4/96	A	L	103	113
2/5/97	H	W	113	97
2/28/98	A	L	88	100
3/27/98	H	L	85	110
2/12/99	H	L	94	98
11/2/99	A	L	76	89
11/22/99	H	L	91	94
11/25/00	A	L	76	96
1/13/01	H	W	100	83
12/7/01	A	L	76	86
1/11/02	H	W	101	84
11/14/02	H	W	99	94
12/6/02	A	L	93	98
11/14/03	H	W	100	96
1/3/04	A	W	83	77
11/18/04	H	L	80	88
12/1/04	A	L	72	105
12/3/05	A	L	91	100

DATE	H/A	W/L	PHI	OPP
2/15/06	H	W	103	100*
12/16/06	A	L	98	103
1/21/07	H	L	85	99
1/14/08	A	L	82	89
3/15/08	H	W	103	96
1/3/09	A	L	106	108
1/16/09	H	W	109	87
11/29/09	A	L	89	97
2/19/10	H	W	106	94
11/13/10	A	L	93	116
2/11/11	H	W	77	71
2/8/12	H	L	90	100
3/25/12	A	L	76	93
1/5/13	A	L	86	109
1/21/13	H	L	85	90
11/11/13	H	L	85	109
3/24/14	A	L	91	113
11/17/14	A	L	75	100
12/1/14	H	L	103	109
11/14/15	A	L	83	92
12/7/15	H	L	68	119
2/2/17	A	L	86	102
2/8/17	H	L	103	111

\*overtime

\*\*double-overtime



# TORONTO RAPTORS



Dwane Casey

## GENERAL INFORMATION

Franchise Timeline (Established) ..... Toronto Raptors (founded 1995-96)  
 Address ..... 30 British Columbia Road, Toronto, Ontario M6K 3C3  
 Chairman of the Board & NBA Governor ..... Larry M. Tanenbaum, O.C.  
 President ..... Masai Ujiri  
 General Manager ..... Bobby Webster  
 Head Coach ..... Dwane Casey  
 Assistant Coaches ..... Rex Kalamian, Nick Nurse, Jama Mahlalela, Patrick Mutumbo, Jim Sarr  
 Assistant Coach/Director of Sports Science ..... Alex McKechnie  
 Head Athletic Trainer ..... Scott McCullough  
 Media Relations ..... Jennifer Quinn, Roven Yau, Phil Summers  
 Home Court ..... Air Canada Centre (19,800)

## BROADCAST INFORMATION

Radio ..... Sportsnet 590 (590 AM), TSN Radio (1050 AM);  
 Paul Jones, Eric Smith, Sherman Hamilton  
 Television ..... TSN, TSN 2, Sportsnet, Sportsnet ONE,  
 Matt Devlin, Leo Rautins, Jack Armstrong, Sherman Hamilton

## ALL-TIME SERIES INFORMATION

### 2017-18 SCHEDULE

10/21/17 @ TOR  
 12/21/17 @ PHI  
 12/23/17 @ TOR  
 1/15/18 @ PHI

### ALL-TIME SERIES RESULTS

Overall: 36-48  
 Home: 20-23  
 Away: 16-25

### PLAYOFFS

Overall: 4-3  
 Home: 3-1  
 Away: 1-2

**SIXERS**  
 Largest Margin of Victory: 35, 1/7/12  
 Most Pts. Scored: 123, 4/3/10  
 Fewest Pts. Scored: 70, 3/31/02

**RAPTORS**  
 Largest Margin of Victory: 32, 11/9/14  
 Most Pts. Scored: 128, 2x last 4/3/10  
 Fewest Pts. Scored: 62, 1/7/12

## SIXERS 2016-17 SEASON SERIES STATISTICS VS. RAPTORS

PLAYER	G-GS	MIN	FG-A	PCT	3FG-A	PCT	FT-A	PCT	OFF	DEF	TOT	AST	PF-DQ	STL	TO	BLK	PTS	AVG
Covington	3-3	99	21-37	.568	10-18	.556	4-6	.667	9	13	22	6	11-0	4	11	1	56	18.7
Embiid	2-2	54	9-19	.474	2-7	.286	15-19	.789	1	14	15	7	10-0	2	8	4	35	17.5
Okafor	2-2	55	13-23	.565	0-0	---	6-8	.750	6	3	9	3	1-0	0	0	3	32	16.0
Ilyasova	3-2	70	16-35	.457	5-14	.357	4-6	.667	1	16	17	6	4-0	0	1	0	41	13.7
Poythress	1-0	24	4-8	.500	0-3	.000	3-3	1.000	1	2	3	1	1-0	0	0	1	11	11.0
Rodriguez	3-2	76	13-27	.481	4-12	.333	1-2	.500	2	9	11	16	5-0	2	8	0	31	10.3
Henderson	4-2	86	13-26	.500	5-10	.500	6-7	.857	2	5	7	4	5-0	3	6	0	37	9.3
Long	1-0	18	3-5	.600	2-3	.667	1-2	.500	3	2	5	1	3-0	1	1	2	9	9.0
Saric	4-1	85	11-37	.297	3-15	.200	9-14	.643	5	17	22	6	9-0	1	9	3	34	8.5
Holmes	3-1	53	9-20	.450	1-5	.200	2-2	1.000	5	12	17	4	9-0	3	3	1	21	7.0
Luwawu	4-1	68	8-22	.363	3-10	.300	8-8	1.000	1	5	6	2	6-0	3	4	1	27	6.8
Stauskas	4-1	94	8-24	.333	5-18	.278	6-6	1.000	0	2	2	9	9-0	0	3	3	27	6.8
Anderson (TOT)	1-1	24	2-4	.500	1-2	.500	1-2	.500	3	0	3	3	2-0	2	0	0	6	6.0
Anderson (PHI)	1-1	24	2-4	.500	1-2	.500	1-2	.500	3	0	3	3	2-0	2	0	0	6	6.0
Splitter (TOT)	1-0	7	3-4	.750	0-0	---	0-0	---	2	0	2	1	0-0	0	1	0	6	6.0
Splitter (PHI)	1-0	7	3-4	.750	0-0	---	0-0	---	2	0	2	1	0-0	0	1	0	6	6.0
McConnell	4-2	104	8-18	.444	0-3	.000	7-8	.875	1	15	16	31	9-0	6	11	1	23	5.8
Noel	1-0	21	2-5	.400	0-0	---	1-2	.500	0	2	2	0	4-0	0	3	0	5	5.0
Thompson	2-0	23	3-7	.429	1-3	.333	0-0	---	2	3	5	1	1-0	0	0	7	3.5	
76ERS	4	960	146-321	.455	42-123	.341	74-95	.779	44	120	164	101	89-0	27	73	20	408	102.0

## RAPTORS 2016-17 SEASON SERIES STATISTICS VS. SIXERS

PLAYER	G-GS	MIN	FG-A	PCT	3FG-A	PCT	FT-A	PCT	OFF	DEF	TOT	AST	PF-DQ	STL	TO	BLK	PTS	AVG
Lovley	3-3	108	18-34	.529	14-24	.583	18-24	.750	4	8	12	19	8-1	6	8	0	68	22.7
DeRozan	4-4	130	32-63	.508	0-1	.000	23-26	.885	4	10	14	23	4-0	2	10	1	87	21.8
Ibaka (TOT)	4-4	120	31-55	.564	4-13	.308	11-12	.917	6	11	17	2	14-0	2	1	13	77	19.3
Ibaka (TOR)	1-1	28	11-17	.647	0-2	.000	2-2	1.000	1	5	6	0	3-0	1	0	6	24	24.0
Ross	3-0	73	14-29	.483	6-17	.353	9-9	1.000	1	10	11	0	2-0	1	1	0	43	14.3
Valanciunas	4-4	114	24-43	.558	0-0	---	5-5	1.000	15	29	44	3	9-0	5	5	4	53	13.3
Tucker (TOT)	2-2	66	6-10	.600	4-6	.667	6-6	1.000	2	11	13	2	3-0	4	0	1	22	11.0
Joseph	4-1	111	15-33	.455	1-6	.167	4-8	.500	2	15	17	18	7-0	4	5	0	35	8.8
Sullinger	1-0	14	4-10	.400	0-2	.000	0-1	.000	1	2	3	0	3-0	0	0	0	8	8.0
Patterson	3-0	65	8-15	.533	6-11	.545	1-2	.500	2	7	9	2	4-0	2	0	0	23	7.7
Carroll	4-4	87	11-31	.355	6-20	.300	2-2	1.000	4	11	15	6	5-0	5	2	2	30	7.5
Powell	4-0	70	8-22	.364	1-6	.167	9-10	.900	1	4	5	7	8-0	4	3	4	26	6.5
Nogueira	1-0	22	1-2	.500	0-0	---	4-6	.667	2	2	4	0	1-0	1	1	1	6	6.0
Siakam	4-3	52	7-16	.438	0-0	---	3-4	.750	3	5	8	1	1-0	3	4	2	17	4.3
Wright	1-0	27	1-4	.250	0-0	---	2-2	1.000	1	1	2	5	1-0	4	3	0	4	4.0
Poeltl	4-0	34	5-7	.714	0-0	---	4-8	.500	4	3	7	0	11-0	2	2	2	14	3.5
VanVleet	3-0	21	4-9	.444	1-2	.500	0-0	---	0	3	3	1	3-0	1	1	0	9	3.0
Coboco	1-0	4	0-0	---	0-0	---	0-0	---	0	1	1	0	0-0	1	0	0	0	0.0
RAPTORS	4	960	163-335	.487	35-91	.385	86-109	.789	45	116	161	85	77-1	42	49	22	447	111.8

# TORONTO RAPTORS

DATE	H/A	W/L	PHI	OPP	DATE	H/A	W/L	PHI	OPP
12/1/95	A	L	102	105	4/6/07	H	L	85	94
3/12/96	H	W	118	110	4/18/07	A	W	122	119
3/27/96	H	W	103	94	10/31/07	A	L	97	106
4/21/96	A	W	109	105*	11/9/07	H	L	103	105
11/13/96	A	L	98	110	1/9/08	A	L	96	109
1/29/97	H	W	101	99	1/19/08	H	W	99	95
3/18/97	A	L	105	117	10/29/08	H	L	84	95
4/2/97	H	L	90	112	11/12/08	A	W	106	96
12/10/97	H	L	97	104	3/11/09	H	W	115	106
1/26/98	A	L	87	91	4/12/09	A	L	104	111
4/5/98	H	W	116	104	1/8/10	H	L	106	108
4/19/98	A	W	107	78	2/10/10	A	L	93	104
4/4/99	A	L	82	97	3/7/10	A	W	114	101
4/14/99	H	W	96	78	4/3/10	H	L	123	128*
5/1/99	H	W	103	96	11/17/10	H	L	86	94
11/14/99	A	W	93	90	11/24/10	A	L	90	106
12/15/99	H	W	93	91	1/26/11	A	W	107	94
3/22/00	H	W	106	93	4/8/11	H	W	98	93
11/1/00	H	W	104	98	1/7/12	H	W	97	62
1/21/01	H	L	106	110*	4/4/12	H	L	78	99
1/30/01	A	L	89	96	4/11/12	A	W	93	75
4/3/01	A	L	85	100	11/10/12	A	W	93	83
11/25/01	A	L	88	107	11/20/12	H	W	106	98
2/4/02	H	L	93	100	1/9/13	A	L	72	90
3/3/02	A	W	96	84	1/18/13	H	W	108	101*
3/31/02	H	L	70	72	11/20/13	H	L	98	108
11/22/02	H	W	90	80	12/13/13	A	L	100	108
11/24/02	A	W	94	84	1/24/14	H	L	95	104
3/23/03	A	W	112	95	4/9/14	A	L	114	125
11/19/03	A	W	81	75	11/9/14	A	L	88	120
12/2/03	H	L	88	95	1/14/15	A	L	84	100
1/28/04	A	L	84	94	1/23/15	H	L	86	91
2/3/04	H	L	80	93	3/2/15	H	L	103	114
3/25/05	H	W	106	96	11/11/15	H	L	103	119
2/11/05	A	W	106	91	12/13/15	A	L	76	96
3/13/05	A	L	110	128	1/9/16	H	L	95	108
3/25/05	H	W	103	101	4/12/16	A	L	98	122
11/15/05	H	W	104	92	11/28/16	A	L	95	122
11/16/05	A	W	121	115	12/14/16	H	L	114	123
12/18/05	A	W	107	80	1/18/17	H	W	94	89
3/14/06	H	L	97	111	4/2/17	A	L	105	113
11/8/06	A	L	104	106					
1/15/07	H	L	86	104					

\*\*double-overtime

\*overtime



# UTAH JAZZ



Quinn Snyder

## GENERAL INFORMATION

Franchise Timeline (Established) ..... New Orleans Jazz (1974-75); Utah Jazz (1979-80)  
 Address ..... 301 W. South Temple; Salt Lake City, UT 84101  
 Owner ..... Gail Miller  
 President ..... Steve Starks  
 General Manager ..... Dennis Lindsey  
 Head Coach ..... Quinn Snyder  
 Assistant Coaches ..... Johnnie Bryant, Alex Jensen, Igor Kokoskov, Antonio Lang, Mike Wells  
 Assistant Coach/Integrated Player Development ..... Jeff Watkinson  
 Assistant Coach/Basketball Strategy ..... Zach Guthrie  
 Assistant Coach/Player Development ..... Lamar Skeeter  
 Director of Sports Science ..... Mark McKown  
 Head Athletic Trainer ..... Brian Zettler  
 Communications ..... Derek Garduño, Lindsay Twiss, Danny Franks  
 Home Court ..... Vivian Smart Home Arena (19,911)

## BROADCAST INFORMATION

Radio ..... KZNS (1280 AM/97.5 FM "The Zone"); David Locke, Ron Boone  
 Television ..... ROOT Sports; Craig Bolerjack, Matt Harpring, Kristen Kenney

## ALL-TIME SERIES INFORMATION

### SIXERS

Largest Margin of Victory: 25, 2/5/90  
 Most Pts. Scored: 132, 2/19/82  
 Fewest Pts. Scored: 69, 12/28/02

### JAZZ

Largest Margin of Victory: 29, 12/28/02  
 Most Pts. Scored: 126, 3/19/75  
 Fewest Pts. Scored: 76, 1/16/77

## SIXERS 2016-17 SEASON SERIES STATISTICS VS. JAZZ

PLAYER	G-GS	MIN	FG-A	PCT	3FG-A	PCT	FT-A	PCT	OFF	DEF	TOT	AST	PF-DQ	STL	TO	BLK	PTS	AVG
Embiid	1-1	19	4-8	.500	0-0	---	6-9	.667	4	5	9	0	5-0	1	5	1	14	14.0
Noel	1-0	22	6-10	.600	0-0	---	2-2	1.000	2	3	5	0	2-0	1	0	0	14	14.0
Okafor	2-1	47	13-29	.448	0-0	---	2-3	.667	4	4	8	3	6-0	0	2	1	28	14.0
Ilyasova	2-1	50	9-25	.360	3-9	.333	5-5	1.000	5	10	15	3	1-0	0	2	0	26	13.0
Saric	2-1	48	8-17	.471	1-3	.333	1-1	1.000	2	4	6	3	1-0	0	4	1	18	9.0
Statkas	2-1	56	6-15	.400	2-7	.286	4-4	1.000	1	7	8	4	6-0	3	6	0	18	9.0
Henderson	1-1	24	3-8	.375	1-2	.500	0-0	---	0	3	3	0	2-0	1	1	0	7	7.0
Covington	2-2	60	4-16	.250	3-11	.273	2-4	.500	3	12	15	4	5-0	1	2	0	13	6.5
Anderson (TOT)	4-0	50	6-14	.429	3-7	.429	4-5	.800	7	6	13	2	7-0	2	3	0	19	4.8
Rodriguez	2-2	43	4-15	.267	1-8	.125	0-0	---	1	5	6	7	0-0	2	6	0	9	4.5
Thompson	2-0	39	4-10	.400	1-4	.250	0-0	---	0	3	3	1	1-0	0	0	0	9	4.5
Holmes	1-0	5	1-2	.500	1-1	1.000	0-0	---	0	1	1	0	0-0	0	0	0	3	3.0
McConnell	2-0	47	3-7	.429	0-0	---	0-0	---	0	2	2	7	2-0	2	4	0	6	3.0
Luwawu	2-0	18	1-2	.500	0-0	---	0-2	.000	0	2	2	0	4-0	0	1	0	2	1.0
76ERS	2	480	66-164	.402	13-45	.289	22-30	.733	22	61	83	32	35-0	11	34	3	167	83.5

## JAZZ 2016-17 SEASON SERIES STATISTICS VS. SIXERS

PLAYER	G-GS	MIN	FG-A	PCT	3FG-A	PCT	FT-A	PCT	OFF	DEF	TOT	AST	PF-DQ	STL	TO	BLK	PTS	AVG
Hill	1-1	29	8-10	.800	2-2	1.000	3-6	.500	1	7	8	6	1-0	3	2	1	21	21.0
Hayward	2-2	62	15-31	.484	3-8	.375	7-7	1.000	1	10	11	8	3-0	2	3	0	40	20.0
Hood	2-2	61	14-24	.583	8-11	.727	2-2	1.000	0	3	3	3	3-0	2	5	1	38	19.0
Exum	1-0	20	4-6	.667	3-4	.750	0-0	---	1	1	2	0	4-0	0	0	1	11	11.0
Favors	2-2	54	7-18	.389	0-0	---	6-12	.500	7	19	26	2	6-0	1	4	4	20	10.0
Lyles	2-0	49	6-16	.375	4-8	.500	2-2	1.000	1	2	3	4	2-0	3	2	2	18	9.0
Gobert	2-2	54	6-9	.667	0-0	---	5-16	.313	2	17	19	2	7-1	3	3	5	17	8.5
J. Johnson	2-0	39	6-14	.429	3-6	.500	0-0	---	2	3	5	4	1-0	0	2	1	15	7.5
Mack	2-1	47	5-11	.455	2-3	.667	0-0	---	1	1	2	6	3-0	2	1	0	12	6.0
Ingle	2-0	36	4-12	.333	1-3	.333	2-3	.667	1	3	4	3	2-0	3	1	1	11	5.5
Diaw	1-0	17	1-4	.250	0-0	---	0-0	---	0	0	0	1	0-0	0	1	0	2	2.0
Withney	2-0	6	2-2	1.000	0-0	---	0-0	---	2	0	2	1	1-0	0	0	0	4	2.0
Bolomboy	1-0	2	0-0	.000	0-0	---	0-0	---	0	3	3	0	0-0	0	0	1	0	0.0
Neto	2-0	3	0-1	.000	0-0	---	0-0	---	0	0	0	1	0-0	0	0	0	0	0.0
JAZZ	2	480	78-158	.494	26-45	.578	27-48	.563	19	69	88	41	33-1	19	25	17	209	104.5

# UTAH JAZZ

DATE	H/A	W/L	PHI	OPP
10/18/74	H	W	112	99
10/24/74	A	W	102	89
2/18/75	A	L	85	103
3/19/75	H	L	115	126
11/30/75	A	W	113	96
12/3/75	H	W	102	94
1/14/76	H	W	100	95
3/28/76	A	L	107	110
4/7/76	H	W	102	99
10/28/76	A	W	111	101
11/19/76	H	W	100	95
1/16/77	H	W	97	76
4/5/77	A	W	119	109
10/22/77	H	L	103	104*
11/30/77	A	W	117	114
2/8/78	H	W	117	104
4/4/78	A	L	119	120
10/21/78	H	W	130	111
11/28/78	A	L	103	107
1/10/79	H	W	123	112
1/12/79	A	L	89	100
1/28/80	A	L	101	107
2/13/80	H	W	107	85
11/29/80	H	W	113	93
2/27/81	A	W	87	83
1/2/82	A	W	109	107
2/19/82	H	W	132	117
11/27/82	H	W	126	113
1/29/83	A	W	126	109
2/29/84	A	W	103	97
3/11/84	H	W	120	97
12/28/84	A	W	114	111

DATE	H/A	W/L	PHI	OPP
2/24/85	H	W	117	108
12/20/85	H	W	112	105
1/29/86	A	L	86	107
12/22/86	H	L	111	114
1/2/87	A	W	104	99
11/30/87	A	W	106	100
1/6/88	H	W	116	93
12/17/88	H	W	119	107
12/30/88	A	L	95	102
2/5/90	H	W	114	89
2/19/90	A	L	102	115
1/4/91	A	L	99	102
3/3/91	H	L	92	95
12/18/91	H	L	105	107
3/25/92	A	L	94	100
12/18/92	H	L	98	112
12/30/92	A	L	110	119
11/19/93	H	W	124	115
2/21/94	A	L	92	119
12/20/94	H	L	88	91
1/7/95	A	L	90	111
12/20/95	H	W	108	104
3/20/96	A	L	84	107
12/28/96	A	L	84	110
1/13/97	H	L	96	97*
1/6/98	A	L	95	98*
3/20/98	H	L	79	91
3/17/00	H	W	99	97
3/29/00	A	L	84	98
12/20/00	H	L	89	91
12/26/00	A	W	97	91
12/29/01	A	L	81	89

DATE	H/A	W/L	PHI	OPP
2/14/02	H	L	91	98
12/28/02	A	L	69	98
2/28/03	H	W	104	83
12/14/03	H	L	86	94
12/29/03	A	L	97	106
12/20/04	H	L	101	103
1/5/05	A	W	106	99
12/31/05	A	L	102	108
1/11/06	H	L	102	110
1/3/07	A	L	87	98
3/16/07	H	W	89	88
11/28/07	H	L	95	106
12/08	A	L	107	110
11/11/08	H	L	80	93
12/29/08	A	L	95	112
11/13/09	H	L	90	112
12/26/09	A	L	76	97
1/22/11	H	W	96	85
3/14/11	A	L	107	112*
12/30/11	A	L	99	102
3/9/12	H	W	104	91
11/16/12	H	W	99	93
3/25/13	A	L	91	107
2/12/14	A	L	100	105
3/8/14	H	L	92	104
12/27/14	A	L	71	88
3/6/15	H	L	83	89
10/30/15	H	L	71	99
12/28/15	A	L	91	95
11/7/16	H	L	84	109
12/29/16	A	L	83	100

\*\*double-overtime

\* overtime





# WASHINGTON WIZARDS



Scott Brooks

## GENERAL INFORMATION

Franchise Timeline (Established) ..... Chicago Packers (1961-62); Chicago Zephyrs (1962-63)  
 ..... Capital Bullets (1963-64); Washington Bullets (1974-75)  
 ..... Washington Wizards (1997-98)  
 Address ..... 601 F Street NW; Washington, D.C. 20004  
 Majority Owner ..... Ted Leonsis  
 President & General Manager ..... Ernie Grunfeld  
 Head Coach ..... Scott Brooks  
 Assistant Coaches ..... Tony Brown, Sidney Lowe, Chad Iske, Mike Terpstra, Maz Trakh  
 Assistant Coach/Player Development ..... David Adkins  
 Athletic Trainer ..... Corey Bennett  
 Director of Athletic Performance/Strength and Conditioning ..... Navin Hettiarachchi  
 Communications ..... Scott Hall, Patrick Rees, DeAndre Phillips  
 Home Court ..... Capital One Arena (20,356)

## BROADCAST INFORMATION

Radio ..... TBD: Dave Johnson, Glenn Consor  
 Television ..... Comcast SportsNet: Steve Buchhantz, Phil Chenier, Chris Miller

### 2017-18 SCHEDULE

10/18/17 @ WAS  
 11/29/17 @ PHI  
 2/6/18 @ PHI  
 2/25/18 @ WAS

### ALL-TIME SERIES RESULTS

Overall: 177-119  
 Home: 94-38  
 Away: 69-77  
 Neutral: 14-4

### PLAYOFFS

Overall: 13-11  
 Home: 8-4  
 Away: 5-7

## ALL-TIME SERIES INFORMATION

### SIXERS

Largest Margin of Victory 39, 11/12/76  
 Most Points Scored 149, 2x last 2/24/67  
 Fewest Points Scored 75, 2/9/74

### WIZARDS

Largest Margin of Victory 35, 1/19/15  
 Most Points Scored 143, 3/14/65  
 Fewest Points Scored 73, 11/16/99

## SIXERS 2016-17 SEASON SERIES STATISTICS VS. WIZARDS

PLAYER	G-GS	MIN	FG-A	PCT	3FG-A	PCT	FT-A	PCT	OFF	DEF	TOT	AST	PF-DQ	STL	TO	BLK	PTS	AVG
Okafor	3-3	77	21-33	.636	0-0	---	14-23	.609	5	11	16	4	12-1	1	8	1	56	18.7
Ilyasova	2-2	52	12-23	.522	7-13	.538	3-4	.750	4	7	11	1	7-1	1	1	0	34	17.0
Saric	3-1	85	18-39	.462	3-15	.200	3-5	.600	2	25	27	6	5-0	2	8	0	42	14.0
Henderson	3-2	75	12-29	.414	3-11	.273	10-12	.833	0	7	7	7	5-0	0	2	2	37	12.3
Covington	3-3	85	12-27	.444	6-18	.333	6-8	.750	3	19	22	6	5-0	4	6	0	36	12.0
Thompson	1-0	23	5-8	.625	1-2	.500	0-1	.000	0	1	1	2	2-0	1	0	0	11	11.0
Luwawu	2-0	43	7-13	.538	3-5	.600	4-6	.667	2	4	6	3	6-0	0	6	0	21	10.5
Holmes	2-0	45	9-12	.750	2-3	.667	0-0	---	5	8	13	3	6-0	5	0	5	20	10.0
Stauskas	3-1	77	10-24	.417	3-13	.231	5-6	.833	0	6	6	6	5-0	1	3	1	28	9.3
Noel	1-0	13	3-7	.429	0-0	---	0-0	---	5	7	12	0	5-0	0	3	0	6	6.0
McConnell	3-2	72	7-18	.389	0-1	.000	2-4	.500	2	8	10	18	9-0	4	7	1	16	5.3
Rodriguez	3-1	66	4-17	.235	1-6	.167	3-4	.750	0	7	7	22	4-0	1	4	0	12	4.0
Randle	1-0	6	1-1	1.000	1-1	1.000	0-0	---	0	0	0	0	0-0	1	0	0	3	3.0
Anderson (TOT)	1-0	5	0-0	---	0-0	---	0-0	---	0	2	2	0	0-0	0	0	0	0	0.0
76ERS	3	720	121-251	.482	30-88	.341	50-73	.685	28	110	138	78	71-2	21	50	10	322	107.3

## WIZARDS 2016-17 SEASON SERIES STATISTICS VS. SIXERS

PLAYER	G-GS	MIN	FG-A	PCT	3FG-A	PCT	FT-A	PCT	OFF	DEF	TOT	AST	PF-DQ	STL	TO	BLK	PTS	AVG
Beal	2-2	68	23-40	.575	4-11	.364	10-12	.833	0	8	8	3	4-0	2	2	0	60	30.0
Wall	3-3	95	25-57	.439	4-10	.400	27-31	.871	4	15	19	27	5-0	3	11	2	81	27.0
Morris	3-3	89	19-35	.543	5-7	.714	4-4	1.000	4	16	20	1	13-0	2	8	0	47	15.7
Gortat	3-3	98	14-25	.560	0-0	---	5-10	.500	9	26	35	2	9-0	0	7	2	33	11.0
Porter	3-3	108	12-38	.316	3-12	.250	5-8	.625	10	13	23	2	5-0	10	0	1	32	10.7
Thornton	1-0	37	4-13	.308	2-6	.333	0-0	---	0	2	2	6	4-0	0	1	0	10	10.0
Bogdanovic (TOT)	3-2	78	11-32	.344	4-16	.250	2-2	1.000	2	16	18	6	1-0	3	4	1	28	9.3
Bogdanovic (WAS)	1-0	18	1-5	.200	0-3	.000	0-0	---	0	4	4	1	1-0	1	1	1	2	2.0
Jennings (TOT)	2-0	36	4-9	.444	1-1	1.000	2-3	.667	0	5	5	5	1-0	0	4	0	11	5.5
Satoransky	2-0	44	3-7	.429	0-1	.000	5-8	.625	3	2	5	5	4-0	1	2	0	11	5.5
Burke	3-0	33	4-14	.286	1-4	.250	2-2	1.000	0	3	3	5	4-0	0	2	0	11	3.7
Oubre	3-0	51	5-13	.385	1-5	.200	0-0	---	0	3	3	0	4-0	2	0	0	11	3.7
McClellan	2-1	27	2-9	.222	0-4	.000	3-4	.750	1	1	2	2	3-0	3	1	0	7	3.5
Nicholson	2-0	23	3-6	.500	0-0	---	0-0	---	1	0	1	0	4-0	1	0	0	6	3.0
Smith	3-0	20	4-9	.444	1-1	1.000	0-0	---	3	2	5	1	6-0	0	1	3	9	3.0
Ochefu	1-0	3	1-1	1.000	0-0	---	0-0	---	0	0	0	0	2-0	0	1	0	2	2.0
Mahinmi	1-0	7	0-0	---	0-0	---	1-4	.250	0	3	3	0	1-0	0	1	0	1	1.0
WIZARDS	3	720	120-272	.441	21-64	.328	62-83	.747	35	98	133	55	69-0	25	39	9	323	107.7

# WASHINGTON WIZARDS

OPPONENTS

DATE	H	W	PHI	OPP	DATE	H	W	PHI	OPP	DATE	H	W	PHI	OPP	DATE	H	W	PHI	OPP
10/21/61	H	W	123	103	10/30/70	H	L	110	123	12/4/85	H	W	115	110*	4/12/02	H	W	100	91
12/2/61	H	W	132	118	11/11/70	A	W	119	107	2/21/86	H	W	97	87	11/17/02	H	W	100	84
12/2/62	A	W	127	102	11/30/70	H	W	104	98	3/21/86	H	W	112	105	11/30/02	A	W	95	94
1/6/62	H	W	120	102	2/14/71	N	L	103	112	3/24/86	A	L	93	100	1/18/03	A	W	88	80
1/18/62	N	W	118	111	3/20/71	A	L	112	124	4/13/86	A	L	97	98	4/16/03	H	W	107	87
1/27/62	A	W	107	102	3/21/71	H	W	120	108	12/25/86	H	L	97	102	11/1/03	A	W	112	105
2/6/62	N	W	127	123	11/13/71	A	L	105	111	1/10/87	A	L	111	117	1/10/04	A	L	87	94
2/15/62	A	L	121	126	12/25/71	H	L	114	117	1/31/87	A	L	105	106	2/1/04	H	W	113	88
2/16/62	N	W	132	106	2/19/72	H	L	105	121	3/6/87	H	W	123	113	4/9/04	H	L	80	83
2/17/62	N	W	136	127	2/21/72	A	L	101	102	4/13/87	H	W	113	105	11/26/04	H	W	116	114*
10/26/62	H	W	130	112	12/12/72	A	L	102	123	4/19/87	A	W	108	102	1/26/05	A	L	107	117
11/18/62	N	W	110	107	1/19/73	N	L	94	110	1/20/88	H	L	98	110	4/9/05	A	W	112	106
11/29/62	A	W	112	85	1/21/73	A	L	97	108	1/24/88	A	L	99	131	1/16/06	A	L	76	104
12/7/62	N	W	149	129	2/28/73	H	W	102	96	1/25/88	A	L	117	118*	2/12/06	A	L	97	107
1/6/63	H	W	114	102	3/17/73	H	L	115	120	3/13/88	H	W	104	96	3/3/06	H	W	119	113
1/23/63	A	L	94	104	3/18/73	A	L	118	129	3/19/88	A	W	94	89	4/10/06	H	W	105	97
2/14/63	H	W	136	117	10/28/73	A	L	99	119	4/13/88	H	W	98	97*	12/8/06	H	L	98	113
2/19/63	N	W	118	110	11/3/73	H	L	84	112	11/22/88	A	W	130	103	2/14/07	H	L	85	92
2/21/63	A	L	91	108	2/9/74	A	L	75	108	12/25/88	H	W	125	110	3/28/07	A	L	108	111
3/12/63	A	W	130	106	2/10/74	H	W	95	94	1/21/89	A	L	105	107	11/20/07	A	L	101	116
10/30/63	A	W	111	108	3/6/74	H	W	112	99	2/1/89	H	W	114	110*	11/30/07	H	W	85	84
11/9/63	A	L	100	116	3/12/74	A	L	101	112	3/18/89	A	L	114	123	2/5/07	H	W	101	96
11/26/63	H	W	115	113	12/21/74	A	L	101	117	4/23/89	H	W	115	106	4/12/08	A	L	93	109
1/4/64	A	W	123	113	1/17/75	H	L	92	103	11/24/89	H	W	121	108	12/13/08	H	W	104	89
1/21/64	N	L	121	124	3/8/75	H	L	92	113	12/1/89	A	L	90	107	12/19/08	A	W	109	103
1/22/64	A	L	116	124	3/9/75	A	W	113	100	12/20/89	H	W	118	111	1/30/09	H	W	104	94
1/26/64	H	L	120	131	11/15/75	H	W	110	109***	1/13/90	A	W	120	101	2/25/09	A	W	106	98
2/12/64	A	L	115	121	1/3/76	A	L	104	119	1/27/90	H	W	125	101	11/24/09	A	L	107	108
2/19/64	H	W	130	122	1/17/76	A	L	103	105	3/24/90	A	W	114	112*	12/22/09	A	L	98	105
3/14/64	N	W	128	122	3/2/76	A	L	111	128	11/16/90	H	W	115	102*	1/5/10	H	L	97	104
10/22/64	H	L	135	138*	4/22/76	H	W	96	94	12/26/90	A	W	106	105	11/2/10	A	L	115	116*
11/11/64	A	W	123	114	11/12/76	H	W	143	104	2/6/91	H	W	108	100	11/23/10	A	L	114	116*
12/5/64	N	W	125	108	11/13/76	A	W	114	109	3/23/91	A	L	99	102	1/5/11	H	W	109	97
12/8/64	N	W	102	97	4/9/77	H	W	125	93	4/12/91	H	L	85	95	2/23/11	H	W	117	94
1/21/64	A	L	120	140	4/10/77	A	L	121	131	11/5/91	A	W	107	106	11/13/12	H	W	120	89
1/14/65	H	L	126	138	11/12/77	A	L	98	116	1/18/92	A	W	105	101	1/14/12	A	W	103	90
2/21/65	A	W	107	106	12/30/77	H	W	126	119	1/20/92	H	W	99	91	1/23/12	H	W	103	83
2/22/65	N	W	122	112	4/8/78	H	W	131	114	2/29/92	A	W	101	92	3/30/12	A	L	76	97
3/14/65	A	L	126	143	4/9/78	A	L	113	123	4/18/92	H	W	111	104	1/30/13	H	W	92	84
3/21/65	H	W	127	105	10/18/78	H	L	111	121	1/8/93	A	W	119	117	3/3/13	A	L	87	90
10/16/65	A	W	133	101	11/10/78	A	W	123	122	1/29/93	H	W	92	86	4/12/13	A	W	97	86
11/19/65	H	L	124	134	2/11/79	H	W	107	99	3/17/93	H	L	89	94	11/1/13	A	W	109	102
11/20/65	A	L	112	117	3/27/79	A	W	100	97	4/7/93	A	W	98	90	11/6/13	H	L	102	116
11/30/65	N	L	108	129	10/12/79	A	W	93	92	11/5/93	H	W	94	82	12/10/14	A	L	99	107
12/8/65	A	L	127	129	11/28/79	H	W	120	102	11/12/93	A	L	93	105	3/1/14	H	L	103	122
1/6/66	N	W	133	127	12/25/79	A	W	95	92	2/4/94	H	L	95	102	1/19/15	A	L	76	111
1/18/66	H	W	128	117	1/13/80	H	W	119	106	3/1/94	H	L	103	109	2/27/15	H	W	89	81
2/23/66	A	L	115	119	3/12/80	H	W	105	98	3/13/94	A	W	114	97	4/1/15	A	L	93	106
2/26/66	N	W	114	98	3/20/80	A	L	113	119*	11/9/94	H	W	98	97	4/8/15	H	L	90	119
3/20/66	A	W	108	104	10/1/80	A	W	126	120**	1/20/95	A	L	98	102	2/5/16	A	L	94	106
10/22/66	A	W	141	112	10/18/80	H	W	117	101	2/1/95	H	W	98	89	2/26/16	H	L	94	103
10/25/66	H	W	130	110	12/12/80	H	W	95	79	2/28/95	A	W	106	102	2/29/16	A	L	108	116
11/25/66	A	W	129	115	1/22/81	A	W	128	116	4/23/95	A	L	90	106	3/17/16	H	L	94	99
12/3/66	A	W	137	120	2/13/81	H	L	102	104	11/3/95	H	W	105	103	11/16/16	H	W	109	102
1/6/67	H	W	121	115*	2/19/81	A	L	108	129	11/15/95	A	L	95	127	1/14/17	A	L	93	109
2/11/67	A	L	133	139	11/3/81	A	W	112	99	1/10/96	H	L	93	98	2/24/17	H	W	120	112
2/24/67	N	W	149	118	1/6/82	H	W	126	112	3/30/96	A	L	105	107					
3/18/67	H	W	135	119	1/12/82	A	W	95	92	11/22/96	A	L	76	88					
3/19/67	A	W	132	129	2/3/82	H	W	122	96	3/4/97	H	L	106	107					
11/1/67	H	W	136	111	3/17/82	H	W	102	93	3/9/97	A	W	99	93					
12/2/67	H	W	130	121	4/16/82	A	W	100	96	4/14/97	H	L	110	131					
12/9/67	A	W	123	109	11/14/82	H	W	102	93	11/19/97	H	W	97	86					
12/25/67	A	W	108	105	12/18/82	A	L	97	100	3/8/98	A	L	91	100					
1/12/68	H	W	133	116	1/7/83	A	W	106	89	3/11/98	H	W	88	86					
2/3/68	A	W	133	121	3/12/83	A	W	95	86	4/1/98	A	W	112	91					
3/15/68	H	W	122	115	3/13/83	H	W	97	93	3/1/99	A	W	104	91					
3/20/68	A	W	137	119	4/13/83	H	L	76	95	3/7/99	H	L	95	103*					
10/19/68	A	W	124	121	10/28/83	H	W	117	114	4/11/99	A	L	98	105					
11/22/68	H	W	121	110	12/3/83	A	L	98	103	11/16/99	A	W	95	73					
12/26/68	H	W	125	120	1/11/84	H	W	121	99	11/24/99	H	L	93	101					
1/4/69	A	L	112	117	1/21/84	A	L	90	94	3/2/00	A	W	87	84					
1/31/69	H	L	105	108	3/22/84	A	W	106	101	4/12/00	H	W	93	84					
3/22/69	A	W	116	108	3/28/84	H	W	109	103	11/29/00	H	W	93	87					
10/29/69	A	W	129	105	11/20/84	H	L	105	120	12/13/00	A	W	102	82					
11/5/69	H	L	130	139	11/27/84	A	W	93	89	1/12/01	A	W	86	82					
12/25/69	A	L	113	121	1/13/85	A	W	115	104	3/2/01	H	W	107	102					
1/23/70	H	W	133	118	2/6/85	H	W	116	111	11/3/01	A	L	76	90					
1/24/70	A	L	111	112	3/27/85	H	W	115	97	11/28/01	H	L	87	94					
3/1/70	H	W	104	99	4/13/85	A	L	106	118	1/22/02	A	W	91	84					
3/18/70	A	W	119	113	11/16/85	A	L	97	1										



## FRANCHISE RECORDS VS. EACH OPPONENT

<i>Active Franchises</i>	★ HOME ★	★ ROAD ★	★ NEUT ★	★ OVR ★
<b>OPPONENT</b>	<b>W-L</b>	<b>W-L</b>	<b>W-L</b>	<b>W-L</b>
vs. Atlanta Hawks	108-60	60-111	20-15	188-186
vs. Boston Celtics	121-85	52-148	12-22	185-255
vs. Brooklyn Nets	60-34	48-46	0-0	108-80
vs. Charlotte Hornets	28-21	14-37	0-0	42-58
vs. Chicago Bulls	65-40	48-62	4-2	117-104
vs. Cleveland Cavaliers	60-40	42-58	0-2	102-100
vs. Dallas Mavericks	18-18	16-19	0-0	34-37
vs. Denver Nuggets	28-15	19-22	0-0	47-37
vs. Detroit Pistons	116-47	72-92	23-16	211-155
vs. Golden State Warriors	92-48	52-78	21-22	165-148
vs. Houston Rockets	40-25	25-43	3-3	68-71
vs. Indiana Pacers	52-34	44-42	0-0	96-76
vs. Los Angeles Clippers	43-19	24-37	1-2	68-58
vs. Los Angeles Lakers	78-47	40-81	15-16	133-144
vs. Memphis Grizzlies	10-10	11-11	0-0	21-21
vs. Miami Heat	34-22	21-36	0-0	55-58
vs. Milwaukee Bucks	52-48	44-55	2-2	98-105
vs. Minnesota Timberwolves	15-11	9-18	0-0	24-29
vs. New Orleans Pelicans	9-7	6-10	0-0	15-17
vs. New York Knickerbockers	139-67	89-123	16-11	244-201
vs. Oklahoma City Thunder	32-30	28-36	4-1	64-67
vs. Orlando Magic	20-34	13-41	0-0	33-75
vs. Phoenix Suns	34-22	19-42	2-2	55-66
vs. Portland Trail Blazers	33-17	21-35	3-0	57-52
vs. Sacramento Kings	88-40	58-71	17-14	163-125
vs. San Antonio Spurs	23-23	11-34	0-0	34-57
vs. Toronto Raptors	20-23	16-25	0-0	36-48
vs. Utah Jazz	27-21	14-33	0-0	41-54
vs. Washington Wizards	94-38	69-77	14-4	177-119

<i>Defunct Franchises</i>	★ HOME ★	★ ROAD ★	★ NEUT ★	★ OVR ★
<b>OPPONENT</b>	<b>W-L</b>	<b>W-L</b>	<b>W-L</b>	<b>W-L</b>
Anderson Duffey Packers (1946-49)	3-1	1-2	0-0	4-3
Baltimore Bullets (1947-54)	17-1	9-9	2-1	28-11
Chicago Stags (1946-49)	2-0	0-0	0-0	2-0
Denver Nuggets (1948-49)	3-0	1-1	2-0	6-1
Indianapolis Olympians (1949-52)	11-2	4-8	2-0	17-10
St. Louis Bombers (1946-49)	1-0	0-1	0-0	1-1
Sheboygan Redskins (1938-49)	3-0	3-1	0-0	6-1
Washington Capitols (1946-50)	2-0	1-1	0-0	3-1
Waterloo Hawks (1948-49)	4-0	2-1	0-0	6-1



THE HOUSE IN PHILAD

# HISTORY





## HISTORICAL LOOK AT THE SIXERS

### 1940



**Nov. 14, 1946:** Danny Biasone (pictured to the left), the owner and founder of the Syracuse Nationals, sent a check for \$5,000 to the offices of the National Basketball League (NBL), thus creating the Syracuse Nationals franchise. Benny Borgmann was hired to coach the team. In the first professional game in Syracuse, N.Y., the Nationals defeated the Bears of Youngstown, Ohio, 67-64.

**Nov. 3, 1949:** The Nationals defeated Denver on Nov. 3, 1949, in the first NBA game in Syracuse, N.Y. The Nationals joined the NBA in 1949 when six teams from the Midwest-based National Basketball League joined the Basketball Association of America to form the 17-team

National Basketball Association. The Nats posted a 51-13 record in their first season in the NBA under the direction of head coach Al Cervi.

**Nov. 24, 1949:** The Nationals defeated the Anderson Packers, 125-123, in five overtimes at Syracuse, N.Y. The game stands as the longest game in franchise history and the second longest game in NBA history.

### 1950

**April 23, 1950:** The Nationals lost to a George Mikan-led Minneapolis Lakers in Game 6 of the NBA Finals.



**April 12, 1954:** The Nationals, again returning to the finals, lost Game 7, and the series to the Minneapolis Lakers.

**1954-55:** Marked the first season the 24-second shot clock was implemented in the NBA. Nationals owner Danny Biasone and general manager Leo Ferris conceived the shot clock concept.

**April 10, 1955:** The Nationals defeated the Fort Wayne Pistons, 92-91, in Game 7 of the NBA Finals, capturing the franchise's first NBA Championship. The Nationals overcame a 17-point deficit.

**Feb. 1, 1959:** Dolph Schayes recorded the first 50-point game in franchise history when he scored a career-high 50 points (18-34 FG, 14-17 FT) in a 139-137 overtime loss to the Boston Celtics.

### 1960

**Dec. 25, 1960:** Demolishing the New York Knicks 162-100, the Sixers achieve their largest margin of victory in franchise history.

**March 18, 1961:** The Nationals, in a series against their future home and future star, defeat the Philadelphia Warriors and Wilt Chamberlain 106-103, completing a three game sweep in the 1960-61 Division Semifinals. The Nats would go on to lose in the Division Finals to Boston, four games to one.

**Spring 1963:** Ike Richman and Irv Kosloff purchased the Syracuse Nationals from Danny Biasone. The franchise re-located from Syracuse, N.Y. to Philadelphia (May 22, 1963) The Nationals marked the return of professional basketball to Philadelphia after the Philadelphia Warriors franchise re-located to California at the conclusion of the 1961-62 season.

**Aug. 6, 1963:** The Nationals officially change their name to the Philadelphia 76ers. The name was chosen by Walter Stahlberg, of West Collingswood, N.J., who won a contest to name the club.

**March 29, 1964:** The Sixers finish their first season with a loss in the playoffs to Cincinnati. The season included many other firsts. Dolph Schayes was named to Sixers first coach and guard Hal Greer became the first Sixers All-Star.

**Jan. 15, 1965:** Halfway through the 1964-65 season the 76ers traded Paul Neumann, Connie Dierking, Lee Shaffer, and cash to the Warriors for Wilt Chamberlain. The trade was the start of something very good for Philadelphia's second NBA team. The 76ers finished the 1964-65 season at 40-40, good enough for third place in the division behind Cincinnati and Boston.



**March 1966:** Becoming the first Sixer to lead the NBA in scoring and rebounding, Wilt Chamberlain leads the Sixers to their first Eastern Division title.

**Nov. 5, 1966:** With a loss to Boston (105-87) the Sixers ended their longest win streak (spanning two seasons) in franchise history at 18 games.

**April 24, 1967:** After finishing the regular season with an astounding 68-13 record (a franchise record) and crushing Boston's hopes for a ninth straight title, the 76ers defeated San Francisco 125-122 in Game 6 of the NBA Finals, winning the franchise's second NBA Championship. During the NBA's 35th Anniversary in 1980, this team was voted the best in NBA history.



# HISTORY

## HISTORICAL LOOK AT THE SIXERS

1980

**Oct. 18, 1967:** Moving from the Philadelphia Civic Center, the Sixers play their first game in the Spectrum in front of 9,106 fans. The Sixers would finish the 1967-68 season with their third straight Eastern Division title.



Archie Clark, and Darrall Imhoff.

**Dec. 16, 1967:** Wilt Chamberlain scores a franchise record, 68 points in a 143-123 win at Chicago.

**Feb. 2, 1968:** In a game against the Detroit Pistons, Wilt Chamberlain posts 22 pts., 25 rebs, and 21 asts, completing the only double triple-double in NBA history.

**July 9, 1968:** Wilt Chamberlain was traded to Los Angeles for Jerry Chambers,

1970



record 21,586 points.

**Dec. 17, 1976:** Sixers retire Billy Cunningham's jersey No. 32. As a player, Cunningham played nine seasons with the Sixers and was named 1966 NBA Rookie of the Year and was a four-time All-NBA selection.

**June 5, 1977:** The Sixers fall to Portland, 109-107, in Game 6 of the 1977 NBA Finals. It marked the fifth NBA Finals appearance in franchise history.

**Oct. 19, 1977:** Coach Billy Cunningham coaches and wins his first game with the Sixers against Detroit (113-96). Cunningham went on to become the winningest coach in Sixers history (454-196, .698).

**May 16, 1980:** In the first season of the three-point line in the NBA, the Sixers captured the 1980 Eastern Conference Championship, but lost to the L.A. Lakers in the NBA Finals (4-2).

**July 1981:** Harold Katz buys the 76ers from Fitz Dixon.

**June 8, 1982:** After defeating the Celtics in Game 7 of the Eastern Conference Finals, the Sixers go on to play the Lakers in the NBA Finals, losing the series in six games.

**May 31, 1983:** Led by Julius Erving, Moses Malone, and Maurice Cheeks, the 76ers defeat the L.A. Lakers 115-108, capturing the NBA Championship. The Sixers culminated a 65-17 regular season and a 12-1 run through the playoffs, with a sweep of the Lakers in the NBA Finals.



**June 1984:** Drafted Charles Barkley as the fifth overall pick. Barkley played eight seasons in Philadelphia, scoring 14,184 points in 610 games before being traded to Phoenix (June 17, 1992) for Jeff Hornacek, Andrew Lang and Tim Perry.

**March 25, 1986:** Sixers retire the microphone of David Zinkoff, the Sixers public address announcer for 22 seasons (1963-85).

**Nov. 7, 1986:** Sixers retire Bobby Jones jersey No. 24. A member of the 1983 NBA Championship 76ers, Jones played eight of his 10 seasons in the NBA with the Sixers and was named to the NBA All-Defensive First Team in eight consecutive seasons (1977-84).

**April 18, 1988:** Sixers retire Julius Erving's jersey No. 6. Erving played with the Sixers from 1976-87.



HISTORY



## HISTORICAL LOOK AT THE SIXERS

### 1990


**March 18, 1991:** Sixers retire Wilt Chamberlain's jersey No. 13. Chamberlain played with the Sixers from 1964-1968.

**Dec. 13, 1994:** The Sixers post the 2,000th franchise victory over the Miami Heat at the Spectrum.

**Feb. 6, 1995:** Sixers retire Maurice Cheeks' jersey No. 10. Cheeks played 15 seasons in the NBA, 11 with Philadelphia, and owns the franchise record for career assists (6,212).

**April 24, 1996:** Comcast-Spectacor purchased the 76ers from Harold Katz.

**June 1996:** With the first overall pick in the 1996 NBA Draft, the Sixers selected Allen Iverson. In his first season, Iverson set franchise records for rookies in points (1,787), assists (567), field goals (625) and 3-point field goals (155).



**Nov. 1, 1996:** The Sixers play their first game at the Wells Fargo Center, and fall to the Milwaukee Bucks, 111-103.

**Oct. 31, 1997:** The Sixers unveil their first major logo change since becoming the



76ers in 1963. The logo modernized the old red and blue logo by adding silver, gold, and black.

**April 17, 1998:** 21,305 fans set the franchise record for home game attendance at the Wachovia Center as the Sixers play the Chicago Bulls. The Bulls, led by a retiring Michael Jordan won the game 87-80.

### 2000

**March 30, 2001:** Sixers retire Charles Barkley's jersey No. 34. Barkley played with the Sixers from 1984-1992.

**June 6, 2001:** Once again, the Sixers and Lakers meet in the Finals, with L.A. as a heavy favorite. Philly shocked everyone by taking Game 1 in L.A. before losing the series in five. The Sixers became the first team to win four major awards in the same season (MVP: Allen Iverson, Sixth Man of the Year: Aaron McKie, Defensive Player of the Year:

Dikembe Mutombo, Coach of the Year: Larry Brown).

**May 18, 2005:** Allen Iverson is named to All-NBA First Team for the third time in his career, and it is the sixth time he has received All-NBA honors. Iverson won the league's scoring title for the fourth time, joining Wilt Chamberlain (7), Michael Jordan (10) and George Gervin (4) as the only players to accomplish that feat four or more times.



**Dec. 19, 2006:** Allen Iverson is traded to the Denver Nuggets along with Ivan McFarlin in exchange for Andre Miller, Joe Smith and two first round draft choices.

**June 23, 2009:** Sixers announce brand relaunch with official logo change.

### 2010

**Sep. 18, 2011:** NBA Board of Governors unanimously approves sale of the Philadelphia 76ers to an investment group led by Joshua Harris and David Blitzer.

**May 14, 2013:** Sixers name Sam Hinkie President of Basketball Operations and General Manager.

**August 14, 2013:** Brett Brown is announced as head coach of the Sixers.

**Mar. 1, 2014** Sixers retire Allen Iverson's No. 3. Iverson played 12 seasons in Philadelphia and scored the second-most points in franchise history.

**May 12, 2015** Sixers introduce updated brand identity, including a redesigned primary logo and a series of partial and secondary logo variations in addition to new uniforms which were introduced a few weeks later.

**Mar. 12, 2016** Sixers retire Dolph Schayes' No. 4. Schayes played 15 NBA seasons, including 14 with the Syracuse Nationals before the team relocated to Philadelphia for the 1963-64 season.

**Apr. 10, 2016** Sixers name Bryan Colangelo President of Basketball Operations.

**June 23, 2016** With the first overall pick in the 2016 NBA Draft, the Sixers selected Ben Simmons. Simmons was the third Sixer to ever be chosen first overall (Iverson, 1996; Collins 1973).







## HEAD COACHES YEARLY BREAKDOWN

### ALL-TIME 76ERS HEAD COACHES

Coach	First	Last	No. of	Regular Season			Playoffs		
	Season	Season	Seasons	W	L	PCT	W	L	PCT
Al Cervi <sup>1</sup>	1949-50	1956-57	8	294	201	.594	33	26	.559
Paul Seymour	1956-57	1959-60	4	155	124	.556	9	11	.450
Alex Hannum	1960-61	1962-63	3	127	112	.531	8	10	.444
Dolph Schayes	1963-64	1965-66	3	129	111	.538	9	12	.429
Alex Hannum	1966-67	1967-68	2	130	33	.798	18	10	.643
Jack Ramsay	1968-69	1971-72	4	174	154	.530	5	12	.294
Roy Rubin <sup>2</sup>	1972-73	1972-73	1	4	47	.078	—	—	—
Kevin Loughery	1972-73	1972-73	1	5	26	.161	—	—	—
Gene Shue <sup>3</sup>	1973-74	1977-78	5	157	177	.470	11	11	.500
Billy Cunningham	1977-78	1984-85	8	454	196	.698	66	39	.629
Matt Guokas <sup>4</sup>	1985-86	1987-88	3	119	88	.575	8	9	.471
Jim Lynam	1987-88	1991-92	5	194	173	.529	8	13	.381
Doug Moe <sup>5</sup>	1992-93	1992-93	1	19	37	.339	—	—	—
Fred Carter	1992-93	1993-94	2	32	76	.296	—	—	—
John Lucas	1994-95	1995-96	2	42	122	.256	—	—	—
Johnny Davis	1996-97	1996-97	1	22	60	.268	—	—	—
Larry Brown	1997-98	2002-03	6	255	205	.554	28	30	.483
Randy Ayers <sup>6</sup>	2003-04	2003-04	1	21	31	.404	—	—	—
Chris Ford	2003-04	2003-04	1	12	18	.400	—	—	—
Jim O'Brien	2004-05	2004-05	1	43	39	.524	1	4	.200
Maurice Cheeks <sup>7</sup>	2005-06	2008-09	4	122	147	.454	2	4	.333
Tony DiLeo	2008-09	2008-09	1	32	27	.542	2	4	.333
Eddie Jordan	2009-10	2009-10	1	27	55	.329	—	—	—
Doug Collins	2010-11	2012-13	3	110	120	.478	8	10	.444
Brett Brown	2013-14	—	4	75	253	.229	—	—	—

<sup>1</sup>Cervi started 1956-57 with a 4-8 record before being replaced by Seymour.

<sup>2</sup>Rubin started the 1972-73 season and had a 4-47 record before being replaced by Loughery.

<sup>3</sup>Shue started 1977-78 with a 2-4 record before being replaced by Cunningham.

<sup>4</sup>Guokas started 1987-88 with a 20-23 record before being replaced by Lynam.

<sup>5</sup>Moe started 1992-93 with a 19-37 record before being replaced by Carter.

<sup>6</sup>Ayers started 2003-04 with a 21-31 record before being replaced by Ford (interim).

<sup>7</sup>Cheeks started 2008-09 with a 9-14 record before being replaced by DiLeo.

### HEAD COACHES YEAR-BY-YEAR RESULTS

YEAR	HEAD COACH	REGULAR SEASON				PLAYOFFS		
		W	L	PCT.	FINISH	W	L	PCT.
1949-50	Al Cervi	51	13	.797	1st/Eastern	6	5	.545
1950-51	Al Cervi	32	34	.485	4th/Eastern	4	3	.571
1951-52	Al Cervi	40	26	.606	1st/Eastern	3	4	.429
1952-53	Al Cervi	47	24	.662	2nd/Eastern	0	2	.000
1953-54	Al Cervi	42	30	.583	T-2nd/Eastern	9	4	.692
1954-55	Al Cervi	43	29	.597	1st/Eastern	7	4	.636
1955-56	Al Cervi	35	37	.486	3rd/Eastern	4	4	.500
1956-57	Al Cervi	4	8	.333				
	Paul Seymour	34	26	.567	2nd/Eastern	2	3	.400
1957-58	Paul Seymour	41	31	.569	2nd/Eastern	1	2	.333
1958-59	Paul Seymour	35	37	.486	3rd/Eastern	5	4	.556
1959-60	Paul Seymour	45	30	.600	3rd/Eastern	1	2	.333
1960-61	Alex Hannum	38	41	.481	3rd/Eastern	4	4	.500
1961-62	Alex Hannum	41	39	.513	3rd/Eastern	2	3	.400
1962-63	Alex Hannum	48	32	.600	2nd/Eastern	2	3	.400
1963-64	Dolph Schayes	34	46	.425	3rd/Eastern	2	3	.400
1964-65	Dolph Schayes	40	40	.500	3rd/Eastern	6	5	.545
1965-66	Dolph Schayes	55	25	.688	1st/Eastern	1	4	.200
1966-67	Alex Hannum	68	13	.840	1st/Eastern	11	4	.733
1967-68	Alex Hannum	62	20	.756	1st/Eastern	7	6	.538
1968-69	Jack Ramsay	55	27	.671	2nd/Eastern	1	4	.200
1969-70	Jack Ramsay	42	40	.512	4th/Eastern	1	4	.200
1970-71	Jack Ramsay	47	35	.573	2nd/Atlantic	3	4	.429
1971-72	Jack Ramsay	30	52	.366	3rd/Atlantic	---	---	---

# HISTORY

## HEAD COACHES YEAR-BY-YEAR RESULTS

YEAR	HEAD COACH	REGULAR SEASON				PLAYOFFS		
		W	L	PCT.	FINISH	W	L	PCT.
1972-73	Roy Rubin	4	47	.078				
	Kevin Loughery	5	26	.161	4th/Atlantic	---	---	---
1973-74	Gene Shue	25	57	.305	4th/Atlantic	---	---	---
1974-75	Gene Shue	34	48	.415	4th/Atlantic	---	---	---
1975-76	Gene Shue	46	36	.561	T-2nd/Atlantic	1	2	.333
1976-77	Gene Shue	50	32	.610	1st/Atlantic	10	9	.526
1977-78	Gene Shue	2	4	.333				
	Billy Cunningham	53	23	.697	1st/Atlantic	6	4	.600
1978-79	Billy Cunningham	47	35	.573	2nd/Atlantic	5	4	.556
1979-80	Billy Cunningham	59	23	.720	2nd/Atlantic	12	6	.667
1980-81	Billy Cunningham	62	20	.756	T-1st/Atlantic	9	7	.563
1981-82	Billy Cunningham	58	24	.707	2nd/Atlantic	12	9	.571
1982-83	Billy Cunningham	65	17	.793	1st/Atlantic	12	1	.923
1983-84	Billy Cunningham	52	30	.634	2nd/Atlantic	2	3	.400
1984-85	Billy Cunningham	58	24	.707	2nd/Atlantic	8	5	.615
1985-86	Matt Guokas	54	28	.659	2nd/Atlantic	6	6	.500
1986-87	Matt Guokas	45	37	.549	2nd/Atlantic	2	3	.400
1987-88	Matt Guokas	20	23	.465				
	Jim Lynam	16	23	.410	4th/Atlantic	---	---	---
1988-89	Jim Lynam	46	36	.561	2nd/Atlantic	0	3	.000
1989-90	Jim Lynam	53	29	.646	1st/Atlantic	4	6	.400
1990-91	Jim Lynam	44	38	.537	2nd/Atlantic	4	4	.500
1991-92	Jim Lynam	35	47	.427	5th/Atlantic	---	---	---
1992-93	Doug Moe	19	37	.339				
	Fred Carter	7	19	.269	6th/Atlantic	---	---	---
1993-94	Fred Carter	25	57	.305	6th/Atlantic	---	---	---
1994-95	John Lucas	24	58	.293	6th/Atlantic	---	---	---
1995-96	John Lucas	18	64	.220	7th/Atlantic	---	---	---
1996-97	Johnny Davis	22	60	.268	6th/Atlantic	---	---	---
1997-98	Larry Brown	31	51	.378	7th/Atlantic	---	---	---
1998-99	Larry Brown	28	22	.560	3rd/Atlantic	3	5	.375
1999-00	Larry Brown	49	33	.598	3rd/Atlantic	5	5	.500
2000-01	Larry Brown	56	26	.683	1st/Atlantic	12	11	.522
2001-02	Larry Brown	43	39	.524	6th/Atlantic	2	3	.400
2002-03	Larry Brown	48	34	.585	4th/Atlantic	6	6	.500
2003-04	Randy Ayers	21	31	.404				
	Chris Ford	12	18	.400	5th/Atlantic	---	---	---
2004-05	Jim O'Brien	43	39	.524	2nd/Atlantic	1	4	.200
2005-06	Maurice Cheeks	38	44	.463	2nd/Atlantic	---	---	---
2006-07	Maurice Cheeks	35	47	.427	3rd/Atlantic	---	---	---
2007-08	Maurice Cheeks	40	42	.488	3rd/Atlantic	2	4	.333
2008-09	Maurice Cheeks	9	14	.391		---	---	---
	Tony DiLeo	32	27	.542	2nd Atlantic	2	4	.333
2009-10	Eddie Jordan	27	55	.329	4th Atlantic	---	---	---
2010-11	Doug Collins	41	41	.500	3rd Atlantic	1	4	.200
2011-12	Doug Collins	35	31	.530	3rd Atlantic	7	6	.538
2012-13	Doug Collins	34	48	.415	4th Atlantic	---	---	---
2013-14	Brett Brown	19	63	.232	5th Atlantic	---	---	---
2014-15	Brett Brown	18	64	.220	4th Atlantic	---	---	---
2015-16	Brett Brown	10	72	.122	5th Atlantic	---	---	---
2016-17	Brett Brown	28	54	.341	4th Atlantic	---	---	---
<b>TOTALS</b>		<b>2754</b>	<b>2632</b>	<b>.511</b>		<b>216</b>	<b>205</b>	<b>.513</b>

### COACHING LEADERS

BY GAMES		BY WINS		BY WINNING PERCENTAGE	
Coach	Games	Coach	Wins	Coach	Pct.
Billy Cunningham.....	650	Billy Cunningham.....	454	Billy Cunningham.....	.698
Al Cervi.....	495	Al Cervi.....	294	Alex Hannum.....	.639
Larry Brown.....	460	Alex Hannum.....	257	Al Cervi.....	.594
Alex Hannum.....	402	Larry Brown.....	255	Matt Guokas.....	.575
Jim Lynam.....	367	Jim Lynam.....	194	Paul Seymour.....	.556
Gene Shue.....	334	Jack Ramsay.....	174	Larry Brown.....	.554
Jack Ramsay.....	328	Gene Shue.....	157	Tony DiLeo.....	.542
Brett Brown.....	328	Paul Seymour.....	155	Dolph Schayes.....	.538
Paul Seymour.....	279	Dolph Schayes.....	129	Jack Ramsay.....	.530
Maurice Cheeks.....	269	Maurice Cheeks.....	122	Jim Lynam.....	.529
Dolph Schayes.....	240				



## PHILADELPHIA 76ERS UNIFORM HISTORY



2009-2014



1997-2009



1994-97



1991-94



1978-91

**2015-Present:** On June 18, 2015, the Sixers revealed new home (white), road (blue) and alternate (red) uniforms which were designed using elements from different eras in franchise history. "PHILA" is emblazoned across the chest of the home and road jerseys as a homage to the 1966-67 Championship team. The alternate red jersey has "SIXERS" sprawled across the front, to honor the 1982-83 Championship team. All three uniforms are decorated with a column of stars down each side in the fashion of the 1976-77 uniforms. Each jersey also has the phrase "PHILA TOUGH" sewn into the waist-level hem, visible only to the players prior to being tucked in.

**2009-2015:** Prior to the 2009-10 season, the Sixers re-designed their uniform to feature the team's new primary "76ers basketball" logo with the red, white and blue color scheme. Trimmed in blue and red, the team will wear white uniforms with blue lettering and red numbers at home. On the road, the team will wear red uniforms, trimmed with blue and white, that feature white lettering and numbers. In the summer of 2010, the uniforms underwent some minor revisions, including blue piping added around the neck and shoulders among other aesthetic details. The Sixers also debuted an alternate blue uniform in the 2012-13 season opener.

**2007 - 2009:** Both the Sixers home and road jerseys underwent a bit of a facelift in the summer of 2007. Influenced by the secondary red road uniform, which was introduced the previous season, the home and road designs featured a refined red taping stretching from the jersey to the shorts. The material itself was also completely overhauled, as the new fabric was adidas clima-cool flatback mesh on the front with open-holed metallic stretch fabric on the back and in key venting zones through the front of the shoulders.

**2007 - 2009:** During the 2006-07 season, the 76ers unveiled a new second road uniform with red as the predominant color accented by the team's other official colors of white, blue, black, silver and gold. Produced by adidas, the jerseys featured a new "PHILA" word-mark across the front in a design similar to the team's primary logo, as well as blue and white striping around the V-neck. The red shorts are adorned with the Sixers secondary logo above a blue accent on the side of the left leg.



Present Home Uniform

**1999 - 2006:** Philadelphia added a new second road uniform during the 1999-00 season. The blue jersey sports a stylish new cut that's full of tradition from the great Sixers teams of the 1960's and 1970's. Trimmed in red and black, the jersey featured the "SIXERS" word-mark on the front with white numbers trimmed in red.

**1997 - 2007:** Prior to the 1997-98 season, the Sixers unveiled a completely new look including the first major logo change since becoming the Philadelphia 76ers in August of 1963. In keeping with the traditional red and blue, the logo was "modernized" by adding silver, gold and black. For the first time in franchise history, the Sixers wore black uniforms on the road. Trimmed in red and gold, the jersey that features the word "SIXERS" on the front with white numbers trimmed in red on the back. At home, a white jersey features black numbers trimmed in red.

# HISTORY

## PHILADELPHIA 76ERS UNIFORM HISTORY



1977-78



1976-77



1971-76



1966-70



1965-66

**1994 – 97:** This uniform was actually a throwback to the classic Sixers look. Designed by Lucy Loeb, the front featured “SIXERS” in a more ornate block lettering. This garb was white with red and blue trim at home and red with white and blue trim on the road.

**1991 – 94:** The Sixers uniform was redesigned by Champion Products and was a departure from the classic Sixers uniform. The design featured multicolored stars against a royal blue field that curved up from shorts to the jersey. The background of the away uniform remained red.

**1978 – 91:** The NBA begins to regulate uniform changes more closely. A rule is installed by the league requiring teams to use an exclusive outfitter and alert the NBA one year in advance of a design change. This uniform becomes the Sixers’ hallmark, with the numeral surrounded by stars on the shorts. The road color returned to red. The uniforms were manufactured first by Wilson, then by Sand Knit. The 76ers played more games in this uniform (1,066) than any other in the history of the franchise.

**1977 – 78:** The lettering on the jersey was readjusted, with home uniforms lettered in blue and outlined in white and red, while away uniforms were royal blue with white lettering in red trim.

**1976-77:** Another one-shot uniform surfaced, this time with a theme. In honor of the Bicentennial, the team turned to the cursive lettering and trim numerals of the 1970-71 season. The new uniforms were designed by Pat Williams, Al Domenico, Billy Cunningham and Sonder Levitt Advertising.

**1971-76:** SonderLevitt Advertising designed a uniform that had a much longer lifespan than its predecessor. With the new art deco-like lettering, the uniforms retained the star-inset blue side stripe, a graphic element that remained a feature through the 70’s. Away uniforms were royal blue with white side stripes and stars.

**1970-71:** With its red-in-blue and cursive lettering, the Sixers next official home uniform (the old red garb was retained for away games), did not please Sixers suppliers. Midseason trades meant impossible turn-


around times for these custom-sewn, flowing script uniforms. In the middle of the season a switch is made and “Seventy Sixers”, in script, replaces “PHILA” on the front of the uniform.

**1966-70:** The Sixers went to the straightforward look during their first championship run. Simple block letters with the traditional “PHILA” on the front replaced the star-spangled banner look. Road uniforms became red with blue lettering and white trim.

**1965-66:** A two-tone uniform with a high waistband and long, baggy trunks was introduced. The players considered it flashy and uncomfortable to play in and it was abandoned after one season.

**1963-65:** The Sixers opened their run in Philadelphia with a Betsy Ross-inspired uniform (below). Adorned with a circle of stars on both the shorts and the back of the jersey surrounding the player’s number, the stars quickly became a hallmark of the Sixers uniforms.

The road uniform was dark blue with red lettering and numbers. Midway through the ‘64-65 season the style of the letters and numbers was changed.





## UNIFORM NUMBERS (SINCE 1963-64)

**0**

Orlando Woolridge .....	93-94
Alvin Jones .....	01-02
Amal McCaskill .....	03-04
Jeremy Pargo .....	12-13
Darius Johnson-Odom .....	13-14
Brandon Davies* .....	14-15
Isaiah Canaan .....	14-16
Jerry Bayless .....	16-17

**00**

Eric Montross .....	97-98
Benoit Benjamin .....	97-99
Spencer Hawes .....	10-14

**1**

Wes Matthews .....	83-84
Scott Brooks .....	88-90
B.J. (Brandon Joe) Tyler .....	94-95
Tim Thomas .....	97-99
Samuel Dalembert .....	01-10
Nick Young .....	12-13
Michael Carter-Williams .....	13-15
JaVale McGee .....	14-15
Glenn Robinson III .....	14-15
Tony Wroten* .....	15-15
Ish Smith .....	15-16
T.J. McConnell .....	16-17

**2**

Moses Malone .....	82-86, 93-94
--------------------	--------------

**3**

Fred Carter .....	71-77
Bernard Toone .....	79-80
Russ Schoene .....	82-83
Sedale Threatt .....	83-87
David Henderson .....	87-89
Tony Harris .....	90-91
Greg Grant .....	91-93
Dana Barros .....	93-95
Greg Grant .....	95-96
Allen Iverson .....	96-07; 09-10

**4**

Dolph Schayes .....	63-64
Marlon Redmond .....	78-79
Clint Richardson .....	79-85
Cliff Robinson .....	86-89
Andre Turner .....	90-91
Sharone Wright .....	94-96
Michael Cage .....	96-97
Rick Mahorn* .....	98-99
Pepe Sanchez .....	00-01
Keith Van Horn .....	02-03
Andre Iguodala* .....	04-05
Chris Webber .....	04-07
Kareem Rush .....	08-09
Tony Battie .....	10-12
Dorell Wright .....	12-13
Nerlens Noel .....	13-17

**5**

Paul Neumann .....	63-65
Tom Van Arsdale .....	72-75
Corey Gaines* .....	94-95
Elmer Bennett .....	95-96
Scott Skiles .....	95-96
Kevin Ollie .....	99-00; 00-01
Vontego Cummings .....	01-02
Monty Williams .....	02-03
Kedrick Brown .....	04-05
Michael Bradley* .....	05-06
Andres Nocioni .....	10-12
Arnett Moultrie .....	12-14
Ish Smith .....	14-15
Ronald Roberts .....	14-15

Kendall Marshall .....	15-16
Alex Poythress .....	16-17
Chasson Randle .....	16-17

**6**

Perry Warbington .....	74-75
Julius Erving .....	76-87

**7**

Toby Kimball .....	73-74
Mitchell Anderson .....	82-83
Lanard Copeland .....	90-91
Sean Green .....	93-94
Richard Dumas .....	95-96
Mark Davis .....	96-98
Toni Kukoc .....	99-01
Roshown McLeod .....	00-01
Ira Bowman* .....	01-02
John Salmons .....	02-06
Andre Miller .....	06-09
Primoz Brezec .....	09-10
Sam Young .....	11-12
Royal Ivey* .....	12-13
Darius Morris .....	13-14
Lorenzo Brown .....	13-14
Darius Thomas .....	13-14
Larry Drew II .....	14-15
Carl Landry .....	15-16
Ersan Ilyasova .....	16-17

**8**

Marc Iavaroni .....	82-85
Michael Young .....	85-86
Pete Myers .....	88-89
Corey Gaines* .....	89-90
Mario Elie .....	90-91
Alfonso Ford .....	94-95
Trevor Ruffin .....	95-96
Aaron McKie .....	97-05
Joe Smith .....	06-07
Donyell Marshall .....	08-09
Francisco Elson* .....	09-10
Nik Vucevic .....	11-12
Damien Wilkins .....	12-13
Tony Wroten .....	13-15
Jahlil Okafor .....	15-17

**9**

Lionel Hollins .....	79-82
Perry Moss .....	85-86
Willie Burton .....	94-95
Sean Higgins .....	95-96
Doug Overton* .....	96-97
Joe Smith .....	97-98
George Lynch .....	98-01
Derrick McKay .....	01-02
Mark Bryant .....	02-03
Kenny Thomas .....	02-05
Andre Iguodala* .....	05-12
James Anderson .....	13-14
JaKarr Sampson .....	14-16
Sonny Weems .....	16-16
Daric Saric .....	16-17

**10**

John Kerr .....	63-65
Don Smith .....	74-75
Mike Dunleavy .....	76-78
Maurice Cheeks .....	78-89

**11**

Fred Crawford .....	70-71
Fred Boyd .....	72-76
Caldwell Jones .....	76-82
Leo Rautins .....	83-84
Voise Winters .....	85-86
Bob McAdoo .....	85-86
Jim Lampley .....	86-87

Jim Rowinski .....	88-89
Manute Bol .....	90-94
Kevin Pritchard .....	94-95
Vernon Maxwell .....	95-96; '00
Doug Overton* .....	97-99
Ira Bowman* .....	99-00
Raja Bell .....	01-02
Todd MacCulloch* .....	02-04
Bobby Jones .....	06-07
Gordan Giricek .....	07-08
Jrue Holiday .....	09-13
Eric Maynor .....	13-14
Malcolm Thomas .....	14-15
Malcolm Lee .....	14-15
Nik Stauskas .....	15-17

**12**

Bob Weiss .....	65-67
Jim Reid .....	67-68
John Green .....	67-69
Jim Washington .....	69-72
Ted McClain .....	77-78
George Johnson .....	84-85
Clarence Carter .....	85-86
Lloyd (World) Free* .....	86-87
Gerald Henderson .....	87-89
Johnny Dawkins .....	89-94
Anthony Parker .....	97-99
Bruce Bowen .....	99-00
Speedy Claxton .....	00-02
Kenny Satterfield .....	02-03
Kevin Ollie* .....	04-08
Royal Ivey* .....	08-10
Evan Turner .....	10-14
James Nunnally .....	13-14
Luc Mbah a Moute .....	14-15
T.J. McConnell .....	15-16
Gerald Henderson .....	16-17

**13**

Wilt Chamberlain .....	64-68
David Wohl .....	71-72

**14**

Ben Warley .....	63-66
Matt Goukas .....	66-71
Dexter Shouse .....	89-90
Larry Cannon .....	73-74
Henry Bibby .....	76-80
Franklin Edwards .....	81-84
Steve Colter .....	86-88
Dexter Shouse .....	89-90
Ricky Green .....	90-91
Jeff Hornacek .....	92-94
Jeff Grayer .....	94-95
Mark Hendrickson .....	96-97
Nazr Mohammed .....	98-01
Efthimios Rentzias .....	02-03
Corliss Williamson .....	04-05
Jason Smith .....	07-10
Justin Holiday .....	12-13
Shelvin Mack .....	12-13
K.J. McDaniels .....	14-15
Sergio Rodriguez .....	16-17

**15**

Hal Greer .....	63-73
-----------------	-------

**16**

George Wilson .....	68-70
Bailey Howell .....	70-71
Marreese Speights .....	08-11
Francisco Elson* .....	11-12
Chris Johnson .....	14-15

**17**

Albert King .....	87-88
Charles Shackelford .....	91-93

\* Wore two Different Numbers

# HISTORY

## UNIFORM NUMBERS (SINCE 1963-64)

Casper Ware ..... 13-14  
**18**  
 Darrell Imhoff ..... 68-70  
 Ollie Johnson ..... 80-82  
 Derek Smith ..... 88-90  
 Maalik Wayns ..... 12-13

**19**  
 Furkan Aldemir ..... 14-15  
**20**

Dave Gambee ..... 63-67  
 Ron Filipek ..... 67-68  
 Craig Raymond ..... 68-69  
 Fred Hetzel ..... 69-70  
 Dennis Awtrye ..... 70-73  
 Doug Collins ..... 73-81  
 Leon Wood ..... 84-86  
 Danny Vranes ..... 86-88  
 Ron Anderson ..... 88-93  
 Michael Curry ..... 93-94  
 Greg Graham ..... 93-96  
 Greg Sutton ..... 95-96  
 Frank King ..... 96-97  
 Marko Milic ..... 97-98  
 Eric Snow ..... 97-04  
 Louis Amundson ..... 06-08  
 Jodie Meeks ..... 09-12  
 Brandon Davies\* ..... 13-14  
 Tim Frazier ..... 14-15  
 Timothe Luwuwu-Cabarrot ..... 16-17

**21**  
 Larry Costello ..... 63-65, 66-68  
 Archie Clark ..... 68-71  
 Lloyd (World) Free\* ..... 75-78  
 Kenny Payne ..... 89-93  
 Derrick Alston ..... 94-96  
 Joe Courtney ..... 96-97  
 Larry Hughes ..... 98-00  
 Matt Harpring ..... 01-02  
 Greg Buckner ..... 02-04  
 Matt Barnes ..... 05-06  
 Thaddeus Young ..... 07-14  
 Joel Embiid ..... 14-17

**22**  
 Jerry Greenspan ..... 63-65  
 Lee Shaffer ..... 63-64  
 Larry Jones ..... 64-65  
 Jesse Branson ..... 65-66  
 Kevin Loughery ..... 71-73  
 Larry Jones ..... 73-74  
 Cornel Norman ..... 74-76  
 Eric Money ..... 78-80  
 Andrew Toney ..... 80-88  
 Jim Farmer ..... 90-91  
 Jim Jackson ..... 97-98  
 Brian Shaw ..... 97-98  
 Antonio Daniels ..... 10-11  
 Richaun Holmes ..... 15-17

**23**  
 Hubie White ..... 63-64  
 Steve Courtin ..... 64-65  
 Bill Bridges ..... 71-73  
 Joe Bryant ..... 75-79  
 Charles Jones ..... 83-84  
 Bruce Kuczewski ..... 83-84  
 Terry Catledge ..... 85-86  
 Roy Hinson ..... 86-88  
 Bob Thornton ..... 87-91  
 Mitchell Wiggins ..... 91-92  
 Tim Perry ..... 92-96  
 Rex Walters ..... 95-98  
 Rodney Buford ..... 00-01

Tim James ..... 01-02  
 Josh Davis ..... 04-05  
 Louis Williams ..... 05-12  
 Jason Richardson ..... 12-15  
 Justin Anderson ..... 16-17

**24**  
 Al Bianchi ..... 63-66  
 Wali Jones ..... 65-71, 75-76  
 Jerry Baskerville ..... 75-76  
 Bobby Jones ..... 78-86

**25**  
 Chet Walker ..... 63-69  
 Dave Scholz ..... 69-70  
 Fred Foster ..... 70-72  
 Leroy Green ..... 72-73  
 Luthy Ellis ..... 72-76  
 Earl Cureton ..... 80-83  
 Kenny Green ..... 85-87  
 David Wingate ..... 86-89  
 Tharon Mayes ..... 91-92  
 Jeff Malone ..... 93-96  
 Don MacLean ..... 96-97  
 Tom Chambers ..... 97-98  
 Jerald Honeycutt ..... 98-99  
 Damone Brown ..... 01-02  
 Marc Jackson ..... 03-05  
 Rodney Carney ..... 06-08, 09-10  
 Darius Songaila ..... 10-11  
 Xavier Silas ..... 11-12  
 Elliot Williams ..... 13-14  
 Ben Simmons ..... 16-17

**26**  
 Connie Dierking ..... 63-65, 70-71  
 Gerry Ward ..... 65-66  
 Shaler Halimon ..... 68-69  
 Cliff Anderson ..... 70-71  
 Al Henry ..... 70-72  
 Manny Leaks ..... 72-73  
 Walt Wesley ..... 74-75  
 John Tschogl ..... 74-75  
 Kyle Korver ..... 03-07  
 Phil Pressey ..... 15-16

**28**  
 Billy Melchionni ..... 66-68  
 Bud Ogden ..... 69-71  
 Rod Freeman ..... 73-74  
 Andrew Lang ..... 92-93

**30**  
 George McGinnis ..... 75-78  
 Al Skinner ..... 78-80  
 Vincent Askew ..... 87-88  
 Lewis Lloyd ..... 89-90  
 Alaa Abdelnaby ..... 94-95  
 Jaren Jackson ..... 94-95  
 Trevor Wilson ..... 95-96  
 Tony Massenburg ..... 95-96  
 Lucious Harris ..... 96-97  
 Casey Shaw ..... 98-99  
 Billy Owens ..... 99-00  
 Stevin Smith ..... 06-07  
 Reggie Evans ..... 07-10  
 Dewayne Dedmon ..... 13-14  
 Byron Mullens ..... 13-14  
 Drew Gordon ..... 14-15  
 Ronny Turiaf ..... 14-15  
 Justin Harper ..... 16-17

**31**  
 Mel Counts ..... 72-73  
 John Q. Trapp ..... 72-73  
 Mark McNamara ..... 82-83  
 Steve Hayes ..... 84-85

Mark McNamara ..... 86-88  
 Shelton Jones ..... 88-89  
 Jay Vincent ..... 89-90  
 Brian Oliver ..... 90-92  
 Glenn Robinson ..... 03-04  
 Michael Bradley\* ..... 04-05  
 Zendon Hamilton\* ..... 05-06  
 Ivan McFarlin ..... 06-07  
 Charles Jenkins ..... 12-13  
 Hollis Thompson ..... 13-17

**32**  
 Billy Cunningham ..... 65-72, 74-76  
 Charles Barkley\* ..... 91-92

**33**  
 Ken Durrett ..... 74-75  
 Jim Barnett ..... 76-77  
 Reggie Johnson ..... 82-83  
 Sam Williams ..... 83-85  
 Paul Thompson ..... 85-86  
 Hersey Hawkins ..... 88-93  
 Darrin Hancock ..... 98-99  
 Jumaime Jones ..... 99-01  
 Willie Green ..... 03-10  
 Craig Brackins ..... 10-12  
 Andrew Bynum ..... 12-13  
 Daniel Orton ..... 13-14  
 Robert Covington ..... 14-17

**34**  
 John Block ..... 72-73  
 Don May ..... 72-74  
 Clyde Lee ..... 74-76  
 Glenn Mosley ..... 77-78  
 Jim Sparmarkel ..... 79-80  
 Charles Barkley\* ..... 84-91  
 Terry Cummings ..... 97-98

**35**  
 Art Heyman ..... 65-66  
 Dave Sorenson ..... 72-73  
 Armon Gilliam ..... 90-93  
 Clarence Weatherspoon ..... 92-98  
 Art Long ..... 02-03  
 Deng Gai ..... 05-06  
 Herbert Hill ..... 07-08  
 Henry Sims ..... 13-15  
 Christian Wood ..... 15-16

**36**  
 Jake Jones ..... 71-72  
 Mike Price ..... 72-73  
 Shawn Long ..... 16-17

**39**  
 Jerami Grant ..... 14-17

**40**  
 Tim McCormick ..... 86-88  
 Kurt Nimphius ..... 89-90  
 Dave Hoppen ..... 90-92  
 Bill Edwards ..... 93-94  
 Jerome Harmon ..... 94-95  
 Mike Brown ..... 95-96  
 Tyrone Hill ..... 98-01, 02-03  
 Corie Blount ..... 01-02  
 Jarvis Varnado ..... 13-14

**41**  
 Greg Stokes ..... 85-86  
 LaSalle Thompson ..... 95-96  
 Kebu Stewart ..... 97-98  
 Antonio Lang ..... 99-00  
 Jabari Smith ..... 01-02  
 Thomas Robinson ..... 14-15



## UNIFORM NUMBERS (SINCE 1963-64)

### 42

Jeff Halliburton.....	72-73
Luther Rackley.....	73-74
Harvey Catchings.....	74-79
Mike Bantom.....	81-82
Mike Gminski.....	87-91
Jerry Stackhouse.....	95-97
Zendon Hamilton*.....	03-04
Theo Ratliff*.....	97-01
Shavlik Randolph.....	05-08
Elton Brand.....	08-12; 15-16

### 43

Jeff Ruland.....	86-87, 91-92
Warren Kidd.....	93-94

\* Wore two Different Numbers

### 44

Allen Bristow.....	73-75
Ralph Simpson.....	78-79
Monti Davis.....	80-81
Chris Welp.....	87-89
Rick Mahorn*.....	89-91
Lloyd Daniels.....	94-95
Derrick Coleman.....	95-98, 01-04
Harvey Grant.....	98-99
Alan Henderson.....	06-07

### 45

Bob Rule.....	71-73
Michael Ansley.....	91-92
Eddie Lee Wilkins.....	92-93
Eric Leckner.....	93-94
Adrian Caldwell.....	96-97
Steven Hunter.....	05-07

### 47

Andrei Kirilenko.....	14-15
Tiago Splitter.....	16-17

### 50

Lenny Chappell.....	63-64
Steve Mix.....	73-82
Robert Reid.....	90-91
Issac Austin.....	93-94
Mark Bradtke.....	96-97
Will Cunningham.....	97-98
Todd MacCulloch*.....	99-01
Sam Clancy.....	02-03
Theo Ratliff*.....	08-09
Lavoy Allen.....	11-14

### 51

Michael Ruffin.....	01-02
---------------------	-------

### 52

Wilson Washington.....	77-78
Matt Geiger.....	98-01
Calvin Booth.....	07-08

### 53

Darryl Dawkins.....	75-82
Stanley Roberts.....	99-00

### 54

Luke Jackson.....	64-72
Dale Schleuter.....	72-73
Ben Coleman.....	87-89
Ed Pinckney.....	95-96
Brian Skinner.....	02-03; 04-05
Rodney Rogers.....	04-05
Lee Nailon.....	05-06
Kwame Brown.....	12-13

### 55

Jayson Williams.....	90-92
Thomas Jordan.....	92-93
Scott Williams.....	94-99
Dikembe Mutombo.....	01-02

### 72

Jason Kapono.....	09-11
-------------------	-------

### 76

Shawn Bradley.....	93-96
--------------------	-------

### 88

Alexey Shved.....	14-15
-------------------	-------

\* Wore two Different Numbers

# HISTORY

## DRAFT HISTORY

### 1950

Lou Arko ..... Akron  
 Gerry Calabrese ..... St. John's  
 Stan Christie ..... USC  
 Bob Healey ..... Georgia  
 Paul Hickey ..... Denver  
 Don Lofgran ..... San Francisco  
 Paul Merchant ..... Oklahoma  
 Bob Savage ..... Syracuse  
 Makc Suprunowicz ..... Michigan  
 Glenn Wilkes ..... Mercer

### 1951

Glen Anderson ..... Colorado A&M  
 Bato Govedarica ..... DePaul  
 Paul Horvath ..... North Carolina State  
 Tom Jockle ..... Syracuse  
 Ray Kirkwasser ..... Ithaca  
 John McConathy ..... NW Louisiana  
 Roy Reardon ..... St. Francis (N.Y.)  
 Don Savage ..... LeMoynne  
 Bob Wheeler ..... Idaho

### 1952

Jim Brasco ..... New York University  
 Bud Donnelly ..... La Salle  
 Jim Kennedy ..... Duquesne  
 Bob Luchmueller ..... Louisville  
 Ken McBride ..... Maryland State  
 Harry Moore ..... West Virginia  
 Bob Roche ..... Syracuse

### 1953

Al Bailey ..... Duquesne  
 Garrett Beshear ..... Murray State  
 Glen Dille ..... Tulsa  
 Joe Hughes ..... Denver  
 Bill Hull ..... Utah State  
 Bill Jenkins ..... LeMoynne  
 Bill Kenville ..... St. Bonaventure  
 Dick Knostman ..... Kansas State  
 Andy McGowan ..... Manhattan  
 Gerald Nappy ..... Georgetown  
 James Neal ..... Wofford  
 Warren Shockleford ..... Tulsa

### 1954

Mel Besdin ..... Syracuse  
 Jack Davidson ..... UCLA  
 Dick Farley ..... Indiana  
 Fletcher Johnson ..... Duquesne  
 John Kerr ..... Illinois  
 Gus Levett ..... Franklin & Marshall  
 Don McLane ..... Duquesne  
 Norman Pott ..... Wheaton  
 Paul Pottenburgh ..... Siena  
 Jim Tucker ..... Duquesne

### 1955

Ed Conlin ..... Fordham  
 Mal Duffy ..... St. Bonaventure  
 Cliff Dwyer ..... North Carolina State  
 Frank Ehmann ..... Northwestern  
 Ed Galvin ..... Loyola (La.)  
 Stan Glowaski ..... Seattle  
 Russ Lawler ..... Stanford  
 Jack Sallee ..... Dayton  
 Marty Satalino ..... St. John's  
 Don Schlundt ..... Indiana  
 Ron Tomsic ..... Stanford

### 1956

Forest Able ..... Western Kentucky  
 Willie Bergines ..... West Virginia  
 Milt Graham ..... Colgate  
 Harvey Halbrook ..... Oregon State  
 Joe Holup ..... George Washington  
 Bob Hopkins ..... Grambling  
 Paul Judson ..... Illinois  
 Dick Julio ..... New Bedford State  
 Dick Kenyon ..... LeMoynne  
 Jim McLaughlin ..... St. Louis  
 Jim Ray ..... Toledo  
 Jess Roh ..... Idaho State  
 Chuck Rolles ..... Cornell  
 Chester Webb ..... Georgia St. Teachers

\* Early draft records are incomplete, so until 1956 players are listed alphabetically.

Beginning in 1957, the draft is recorded round-by-round. To enable teams to take advantage of the regional popularity of college stars, they were given the option of forfeiting their first-round pick and instead selecting, before the start of the draft, a player from the franchise's immediate geographical area. These "territorial picks," as they were known, are not factored in to the overall selection count of the draft. The territorial option was in effect through 1965.

RD	PICK	PLAYER	FROM
<b>1957</b>			
1	7	George Bon Salle	Illinois
2	15	Jim Morgan	Louisville
3	23	Vince Cohen	Syracuse
4	31	Jerry Mallett	Baylor
5	39	Frank Nimmo	Cincinnati
6	47	Lyndon Lee	Oklahoma City
7	54	Dick Gaines	Seton Hall
8	61	Cebe Prince	Marshall
9	68	Jim Brown	Syracuse
10	74	Jack Nichols	Colgate
12	81	Jim Weeks	New York Tech

### 1958

1	6	Connie Dierking	Cincinnati
2	14	Hal Greer	Marshall
3	21	John Nacincik	Maryland
4	29	Tommy Kearns	North Carolina
5	37	Fred Grim	Arkansas
6	45	Jack Mimitz	St. Louis
7	53	Pete Tillotson	Michigan
8	61	Ruel Tucker	Rockhurst (Mo.)

RD	PICK	PLAYER	FROM
<b>1959</b>			
1	4	Dick Barnett	Tennessee State
2	11	Gene Tormohlen	Tennessee
3	19	Jon Cincebox	Syracuse
4	27	Paul Neumann	Stanford
5	35	Roger Taylor	Illinois
6	43	Bob Dalton	California
7	51	Darnell Haney	Navy

### 1960

1	5	Lee Shaffer	North Carolina
2	13	Wilbur Trosch	St. Francis (Pa.)
3	21	Joe Roberts	Ohio State
4	29	Carl Cole	Eastern Kentucky
5	37	Jim Mudd	North Texas State
6	45	Herschell Turner	Nebraska
7	53	Bernie Kauffman	Kentucky
8	60	Don Lynch	LeMoynne
9	67	Bernie Findlay	San Diego State





## DRAFT HISTORY

RD	PICK	PLAYER	FROM	RD	PICK	PLAYER	FROM
<b>1961</b>				<b>1966</b>			
1	6	Ben Warley	Tennessee State	1	9	Matt Goukas	St. Joseph's
2	14	Chris Smith	Virginia Tech	2	19	Bill Melchionni	Villanova
3	28	Charles Osborne	Western Kentucky	3	29	Don Freeman	Illinois
4	37	Henry Whitney	Iowa State	4	39	Ken Wilburn	Central State
5	46	Don Jacobson	South Dakota	5	49	Tom Duff	St. Joseph's
6	55	Billy Joe Price	New Mexico St.	6	59	Austin Robbins	Tennessee
7	64	Roger Newman	Kentucky	9	83	Pat Caldwell	Rockhurst
8	73	Dave Mills	Seattle	10	90	Bob Bedell	Stanford
9	81	Rex Tippitt	Grambling	<b>1967</b>			
10	88	Pete Chudy	Syracuse	1	12	Craig Raymond	BYU
11	96	Dick Sammons	LeMoyné	5	53	Jim Reid	Winston-Salem
<b>1962</b>				6	65	Tim Powers	Creighton
1	4	Len Chappell	Wake Forest	7	77	Frank Card	S. Carolina State
2	12	Chet Walker	Bradley	8	89	Jim Connelly	Virginia
3	21	Porter Meriwether	Tennessee St.	9	100	Ron Filipek	Tenn. Tech
4	30	Bob McCully	St. Bonaventure	10	111	Butch Erwin	Niagara
5	39	John Windsor	Stanford	11	121	Ted Campbell	NC A&T
6	48	Larry Van Eman	Wichita State	12	131	Hubie Marshall	LaSalle
7	57	Bob Sharpenter	Georgetown	13	139	George Mack	NC A&T
8	65	Jerry Harkness	Loyola (Ill.)	14	145	W. Brabender	Minn(Morris)
9	74	Vince Brewer	Iowa State	15	151	Sherman Dillard	Tulsa
<b>1963</b>				16	156	Warren Chapman	W. Kentucky
1	6	Tom Hoover	Villanova	17	159	Gary Paulk	Oklahoma State
2	15	Hershell West	Grambling	<b>1968</b>			
3	24	Jerry Greenspan	Maryland	1	14	Shaler Halimon	Utah State
4	33	Ray Flynn	Providence	5	62	Larry Miller	North Carolina
5	42	Tony Cerkvenik	Arizona State	6	76	Chuck Williams	Colorado
6	51	Vince Brewer	Iowa State	7	90	Bill Jones	Fairfield
7	60	Bill Brown	Howard Payne	8	104	Melvin Jones	Albany State
<b>1964</b>				9	118	Clarence Brookings	Temple
1	4	Lucious Jackson	Pan Am.	10	132	Greg Cisson	Rider
2	11	Ira Harge	New Mexico	11	145	Billy Soens	Miami
3	20	Larry Jones	Toledo	12	158	Ted Campbell	NC A&T
4	29	Frank Corace	LaSalle	13	170	Earl Seyferth	Kansas State
5	38	Lou Skurcenski	Westminster	14	181	Tom Youngdale	Davidson
6	47	Rick Kaminski	Yale	15	189	George Mack	NC A&T
7	56	Gordon Hatton	Dayton	16	197	Joe Crews	Villanova
8	65	Bob Pelkington	Xavier	17	203	Nate Ware	Tennessee State
9	73	Jim Brennan	Clemson	<b>1969</b>			
10	80	Wylie Briggs	NC A&T	1	13	Bud Ogden	Santa Clara
11	87	Tom Lowry	West VA	2	28	Willie Taylor	Lemoyne
12	91	Julius Myers	Morris-Brown	3	42	Mike Grosso	Louisville
<b>1965</b>				4	56	Dave Scholz	Illinois
1	4	Billy Cunningham	UNC	5	70	Joe Cromer	Temple
2	9	Jesse Branson	Elon	6	84	John Jones	Villanova
3	18	Bob Weiss	Penn State	7	98	Dave Hamilton	WV State
4	27	Henry Finkel	Dayton	8	112	Jim Bowles	Trinity (Texas)
5	36	Richie Moore	Villanova	9	126	Larry Lewis	St. Francis (Pa.)
6	45	Mitch Edwards	Pan American	10	140	Bill Justus	Tennessee
7	54	John Young	Midwestern	11	154	Bruce Sloan	Kansas
8	62	Bob Barnek	St. Bonaventure	12	167	Roland Taylor	LaSalle
9	69	Gene West	Drake				
10	75	Dean Church	SW Louisiana				
11	81	Curt Fromal	LaSalle				
12	87	Dan Anderson	Augsburg				
13	92	Rich Parks	Tulsa				
14	97	Jack Morgenthal	Houston				
15	101	James Pitts	Georgia				
16	105	Larry Rafferty	Fairfield				

# HISTORY

## DRAFT HISTORY

RD	PICK	PLAYER	FROM
<b>1970</b>			
1	12	Al Henry	Wisconsin
3	46	Jerry Awtry	Santa Clara
4	63	Dan Crenshaw	Ala. State
5	80	Perry Wallace	Vanderbilt
6	97	Jerry Venable	Kansas State
7	114	Carl Poole	Textile
8	112	Fran O'Hanlon	Villanova
9	148	Mike Hauer	St. Joseph's
10	165	Gordon Stiles	American
11	180	Dave Whitley	Tufts

RD	PICK	PLAYER	FROM
<b>1971</b>			
1	12	Dana Lewis	Tulsa
2	33	Marvin Stewart	Nebraska
3	46	Dave Wohl	Penn
4	63	Erwin Johnson	Augusta
5	80	Richard Hood	Phillips
6	97	Jake Jones	Assumption
7	114	Curtis Ford	NE Okla. State
8	131	Barry Yates	Maryland
9	147	Tom Lee	Arizona
10	163	Jim Dinwiddle	Kentucky
11	178	Dana Pagett	USC
12	191	Ken Kowall	Ohio
13	203	Hank Commodore	NW Okla.

RD	PICK	PLAYER	FROM
<b>1972</b>			
1	5	Fred Boyd	Oregon State
3	36	Charlie Tharp	Bellhaven
4	52	Marshall Wingate	Niagara
5	69	Joe Bynes	Ark. A,M&N
6	85	John Glover	Wiley
7	103	Curtis Pritchett	St. Aug.
8	118	Jim Kopp	Rockhurst
9	135	Rod Murray	LA State
10	147	Gary Watson	Wisconsin

RD	PICK	PLAYER	FROM
<b>1973</b>			
1	1	Doug Collins	Illinois State
1	4	*Mike Bantom	St. Joseph's
1	18	Raymond Lewis	LA State
2	21	Allan Bristow	Va. Tech
2	22	George McGinnis	Indiana
2	32	Caldwell Jones	Albany St.
4	53	Darryl Minnifield	New Mexico
5	70	Reggie Royals	Fla. State
6	87	Sterling Wright	Lincoln
7	104	James Greene	KY Wesleyan
8	121	Dave Langston	Drake
9	138	Harold Catchings	Har-Sim
10	152	Abe Steward	Jacksonville
11	166	Rod Freeman	Vanderbilt
12	175	Connie Warren	Xavier
13	183	Jim Crawford	LaSalle
14	189	Ernie Johnson	Michigan
15	194	Lionel Harris	Cincinnati
16	199	Larry Robinson	Tennessee
17	203	Tony Prince	St. John's

\* Disallowed

RD	PICK	PLAYER	FROM
<b>1974</b>			
1	2	Marvin Barnes	Providence
2	19	Don Smith	Dayton
3	37	Coniel Norman	Arizona
3	42	Harvey Catchings	Har-Sim
4	55	Lawyer Taylor	Jacksonville
5	73	Gary Crowthers	Har-Sim
6	91	Mike Westra	USC
7	109	Dave Stoczynski	Gannon
8	127	Jimmy Powell	MTSU
9	145	Perry Warbington	Ga. Southern
10	162	Larry Witherspoon	Towson

RD	PICK	PLAYER	FROM
<b>1975</b>			
1	5	Darryl Dawkins	Evans HS
2	23	Lloyd Free	Guilford
3	39	Jim Baker	Hawaii
3	41	Charles Cleveland	Alabama
4	59	Louis Dunbar	Houston
5	77	Ken Tyler	Gonzaga
6	95	Ken Alston	Valdosta State
7	113	Mike Flynn	Kentucky
8	131	Freeman Blade	E. Montana
9	148	Larry Haralson	Drake
10	164	Rick Reed	Azusa Pacific

RD	PICK	PLAYER	FROM
<b>1976</b>			
1	12	Terry Furlow	Mich. State
2	---	*Melvin Bennett	Pitt.
3	47	Ron Norwood	DePaul
4	64	Freeman Blade	E. Montana
5	81	Jeff Brown	Missouri Western
6	99	Mike Dunleavy	S. Carolina
7	117	Phil Walker	Millersville
8	135	Lee Dixon	Hardin-Simmons
9	152	James Williams	Austin-Peay
10	168	Ed Stefanski	Penn

\*Chosen in supplementary draft of ABA players

RD	PICK	PLAYER	FROM
<b>1977</b>			
1	20	Glenn Mosley	Seton Hall
2	25	Wilson Washington	Old Dominion
2	42	Robert Elliott	Arizona
2	43	Herman Harris	Arizona
3	65	Arnold Dugger	Oral Roberts
4	86	Jeff Jonas	Utah
5	108	Teko Wynder	Tulsa
6	129	George Gibson	Winston-Salem
7	49	Dennis Forrest	Nebraska
8	68	John Olive	Villanova

RD	PICK	PLAYER	FROM
<b>1978</b>			
2	36	Maurice Cheeks	W. Tex. St.
2	43	Glenn Hagan	St. Bon.
4	87	Brett Vroman	UNLV
5	107	Mark Haymore	UMass
6	130	Osborne Lockhart	Minnesota
7	151	Anthony Murray	Alabama
8	169	Allan Cunningham	Colorado St.
10	201	Dennis James	Widener



## DRAFT HISTORY

RD	PICK	PLAYER	FROM	RD	PICK	PLAYER	FROM
<b>1979</b>				<b>1984</b>			
1	16	Jim Spanarkel	Duke	1	5	Charles Barkley	Auburn
2	36	Clint Richardson	Seattle	1	10	Leon Wood	Cal State (Full.)
2	37	Bernard Toone	Marquette	1	22	Tom Sewell	Lamar
3	58	Earl Cureton	Detroit	3	48	James Banks	Georgia
4	83	Mike Niles	CS (Fullerton)	3	68	Earl "Butch" Graves	Yale
5	103	Carl McPipe	Nebraska	4	91	Earl Harrison	Morehead St.
6	136	Dan Hartshorne	Oregon	5	114	Dan Federmann	Tennessee
7	142	Bobby Willis	Penn	6	137	Gary Springer	Iona
8	163	Rick Raivio	Portland	7	160	Richard Congo	Drexel
9	180	Coby Leavitt	Utah	8	183	Frank Dobbs	Villanova
10	198	Keith McCord	UAB	9	205	Mike Mitchell	Drexel
<b>1980</b>				<b>1985</b>			
1	8	Andrew Toney	SW Louisiana	1	21	Terry Catledge	South Alabama
1	21	Monti Davis	Tennessee State	2	33	Greg Stokes	Iowa
2	44	Clyde Austin	NC State	2	44	Voise Winters	Bradley
3	67	Reggie Gaines	Winston-Sal. St.	3	67	Steve Black	LaSalle
4	85	Billy Bryant	W. Kentucky	4	90	Derrick Gervin	Texas-SA
4	90	Harold Hubbard	Savannah St.	5	113	Carl Wright	SMU
5	113	Jim Swaney	Toledo	6	136	Daryl Lloyd	Drake
6	136	Donald Cooper	St. Augustine's	7	159	Jaye Andrews	Bucknell
7	159	Richard Smith	Weber State	<b>1986</b>			
8	177	Martin Lemelle	Grambling	2	44	David Wingate	Georgetown
9	198	Luke Griffin	St. Joseph's	3	56	Keith Colbert	Virginia Tech
10	213	Joe Hand	King's (Pa.)	3	67	Ron Rowan	St. John's
<b>1981</b>				4	90	Wes Stallings	ETSU
1	22	Franklin Edwards	Cleveland St.	5	113	Kevin Holmes	DePaul
2	46	Vernon Smith	Texas A&M	6	136	Andre McCloud	Seton Hall
3	68	Ernest Graham	Maryland	7	159	Dan Palombizio	Ball State
4	92	Rynn Wright	Texas A&M	<b>1987</b>			
5	114	Steve Craig	BYU	1	16	Chris Welp	Washington
6	138	Mike Thomas	North Park	2	39	Vincent Askew	Memphis State
7	160	John Crawford	Kansas	2	43	Andrew Kennedy	Virginia
8	183	Frank Gilroy	St. John's	3	57	Hansi Gnad	Alaska-Anchorage
9	202	Ron Wister	Temple	3	62	Eric Riggins	Rutgers
10	223	Pete Mullenberg	Delaware	4	85	Brian Rahilly	Tulsa
<b>1982</b>				5	108	Frank Ross	American
1	22	Mark McNamara	Cal	6	131	Tracy Foster	UAB
2	36	Mitchell Anderson	Bradley	7	154	Eric Semisch	West Virginia
2	45	Russ Schoene	Tenn.-Chattanooga	<b>1988</b>			
3	68	Dale Solomon	Va. Tech	1	3	Charles Smith	Pittsburgh
4	74	Bruce Atkins	Duquesne	2	31	Everette Stephens	Purdue
5	114	Donald Mason	Fresno State	3	57	Herman Montenegro	LSU
6	137	Kevin Boyle	Iowa	<b>1989</b>			
7	160	Keith Hilliard	SW Missouri	1	19	Kenny Payne	Louisville
8	183	Donald Seals	Jackson State	2	44	Reggie Cross	Hawaii
9	204	George Melton	Cheyney State	2	54	Toney Mack	Georgia
10	224	Randy Burkert	Drexel	<b>1990</b>			
<b>1983</b>				2	32	Brian Oliver	Georgia Tech.
1	17	Leo Rautins	Syracuse	2	47	Derek Strong	Xavier (Ohio)
2	47	Ken Lyons	N. Texas State	<b>1991</b>			
3	64	Claude Riley	Texas A&M	2	44	Alvaro Teheran	Houston
3	70	Dan Ruland	James Madison	<b>1992</b>			
4	74	Kalpatrick Wells	Miss. State	1	9	Clarence Weatherspoon	So. Miss.
4	93	Craig Robinson	Princeton				
5	116	Mike Milligan	Tenn. State				
6	139	Sedale Threatt	WV Tech				
7	162	Tony Bruin	Syracuse				
8	184	Gordon Austin	American				
9	206	Charles Fischer	JMU				
10	228	Norm Horvitz	Phila. Phar.				

# HISTORY

## DRAFT HISTORY

RD	PICK	PLAYER	FROM
<b>1993</b>			
1	2	Shawn Bradley	Brigham Young
2	32	Alphonso Ford	Miss. Valley State

RD	PICK	PLAYER	FROM
<b>1994</b>			
1	6	Sharone Wright	Clemson
1	20	B.J. Tyler	Texas
2	33	Derrick Alston	Duquesne

RD	PICK	PLAYER	FROM
<b>1995</b>			
1	3	Jerry Stackhouse	North Carolina

RD	PICK	PLAYER	FROM
<b>1996</b>			
1	1	Allen Iverson	Georgetown
2	31	Ryan Minor	Oklahoma
2	32	Mark Hendrickson	Washington State
2	48	Jamie Peick	Michigan State

RD	PICK	PLAYER	FROM
<b>1997</b>			
1	2	Keith Van Horn	Utah
2	34	Marko Milic	Slovenia
2	36	Kebu Stewart	Cal-Bakersfield
2	37	James Collins	Florida State

NOTE: Traded Van Horn, Michael Cage, Lucious Harris and Don MacLean to New Jersey for Tim Thomas (7th overall), rights to Anthony Parker, Jim Jackson and Eric Montross.

RD	PICK	PLAYER	FROM
<b>1998</b>			
1	8	Larry Hughes	St. Louis
2	37	Casey Shaw	Toledo

NOTE: Acquired draft rights to Nazr Mohammed (29th overall) from Utah for a future first round pick.

RD	PICK	PLAYER	FROM
<b>1999</b>			
2	47	Todd MacCulloch	Washington

NOTE: Acquired draft rights to Jumaïne Jones (27th overall) from Atlanta in exchange for a future first round pick.

RD	PICK	PLAYER	FROM
<b>2000</b>			
1	20	Craig 'Speedy' Claxton	Hofstra
2	48	Mark Karcher	Temple

RD	PICK	PLAYER	FROM
<b>2001</b>			
1	26	Samuel Dalembert	Seton Hall
2	37	Damone Brown	Syracuse
2	57	Alvin Jones	Georgia Tech

RD	PICK	PLAYER	FROM
<b>2002</b>			
1	16	Jiri Welsch	Slovenia
2	45	Sam Clancy	USC*

NOTE: Traded Welsch to Golden State in exchange for future protected first round pick and regained 2005 first round pick. Also acquired John Salmons (26th overall), Mark Bryant and draft rights to Randy Holcomb from San Antonio for Speedy Claxton. Also traded their second round pick along with a 2006 second round pick to Atlanta for rights to Ethimios Rentizas (23rd pick in 1996).

RD	PICK	PLAYER	FROM
<b>2003</b>			
2	50	Paccelis Morlende	France*

NOTE: Traded Morlende and cash considerations to Seattle for Willie Green

RD	PICK	PLAYER	FROM
<b>2004</b>			
1	9	Andre Iguodala	Arizona

RD	PICK	PLAYER	FROM
<b>2005</b>			
2	45	Louis Williams	South Gwinnett HS (Ga.)

RD	PICK	PLAYER	FROM
<b>2006</b>			
1	13	Thabo Sefolosha	Switzerland*

NOTE: Traded Sefolosha to Chicago for Rodney Carney (16th overall selection), a 2007 second round pick and cash considerations. Also acquired Bobby Jones (37th overall) from Minnesota in exchange for the 76ers second round pick in 2007 and cash considerations. Acquired Edin Bavec (56th overall) from Toronto in exchange for cash considerations.

RD	PICK	PLAYER	FROM
<b>2007</b>			
1	12	Thaddeus Young	Georgia Tech
1	21	Daequan Cook	Ohio State*
1	30	Petteri Koponen	Finland*
2	38	Kyrylo Fesenko	Ukraine*

NOTE: Traded Cook, 2009 second round draft pick and cash to Miami Heat for Jason Smith (21st overall). Traded Koponen to Portland for Derrick Byars (42nd overall) and cash considerations. Traded Fesenko to Utah for Herbert Hill (55th overall) and draft considerations.

RD	PICK	PLAYER	FROM
<b>2008</b>			
1	16	Marreese Speights	Florida

RD	PICK	PLAYER	FROM
<b>2009</b>			
1	17	Jrue Holiday	UCLA

RD	PICK	PLAYER	FROM
<b>2010</b>			
1	2	Evan Turner	Ohio State

RD	PICK	PLAYER	FROM
<b>2011</b>			
1	16	Nikola Vucevic	USC
2	50	Lavoy Allen	Temple

RD	PICK	PLAYER	FROM
<b>2012</b>			
1	15	Maurice Harkless	St. John's
2	45	Justin Hamilton	Louisiana State
2	54	Tornike Shengelia	Georgia

NOTE: Traded Hamilton and a protected future first round pick to Miami in exchange for the rights to Arnett Moultrie (27th overall). Traded Shengelia to Brooklyn in exchange for cash considerations.

RD	PICK	PLAYER	FROM
<b>2013</b>			
1	11	Michael Carter-Williams	Syracuse
2	35	Glen Rice, Jr.	NBADL/Georgia Tech
2	42	Pierre Jackson	Baylor

NOTE: Acquired the rights to Nerlens Noel (6th overall) and a 2014 first round pick from New Orleans in exchange for Jrue Holiday and the rights to Pierre Jackson... Traded Rice, Jr. to Washington in exchange for the rights to Nate Wolters (38th overall) and Arsalan Kazemi (54th overall)... Traded Wolters to Milwaukee in exchange for the rights to Ricky Ledo (43rd overall) and a 2014 second round pick belonging to Houston... Traded Ledo to Dallas in exchange for a 2014 second round pick owned by Brooklyn.



## DRAFT HISTORY

RD	PICK	PLAYER	FROM
<b>2014</b>			
1	3	Joel Embiid	Kansas
1	10	Elfrid Payton	Louisiana-Lafayette
2	32	K.J. McDaniels	Clemson
2	39	Jerami Grant	Syracuse
2	47	Russ Smith	Louisville
2	52	Vasilije Micic	Serbia
2	54	Nemanja Dangubic	Serbia

*NOTE: Traded Payton to Orlando in exchange for Dario Saric (12th overall), a second round pick in 2015 and a future first round pick...Traded Smith to New Orleans in exchange for the rights to Pierre Jackson... Traded Dangubic to San Antonio for Cory Jefferson (60th overall) and Jordan McRae (58th overall)... Traded Jefferson to Brooklyn for cash considerations.*

<b>2015</b>			
1	3	Jahlil Okafor	Duke
2	37	Richaun Holmes	Bowling Green
2	47	Arturas Gudaitis	Lithuania
2	58	J.P. Tokoto	North Carolina
2	60	Luka Mitrovic	Serbia

*NOTE: Rights to Gudaitis and Mitrovic were traded to Sacramento on July 10 in exchange for Nik Stauskas, Carl Landry, Jason Thompson, a future first round pick and the rights to swap first round picks in 2016 and 2017.*

<b>2016</b>			
1	1	Ben Simmons	Lousiana State
1	24	Timothe Luwawu-Cabarrot	France
1	26	Furkan Korkmaz	Turkey

<b>2017</b>			
1	1	Markelle Fultz	Washington
2	36	Jonah Bolden	Australia
2	39	Jawun Evans	Oklahoma State
2	49	Sterling Brown	SMU
2	50	Mathias Lessort	France

*NOTE: Rights to Brown were traded to Milwaukee on July 6 for cash considerations...Rights to Evans were traded on July 6 to the Clippers for cash considerations*

# HISTORY

## ALL-TIME SEASON-BY-SEASON STATISTICS

	G	W	L	FGM	FGA	FG%	3P	3PM	3P%	FTM	FTA	FT%
1949-50	64	51	13	1869	5276	.354	—	—	—	1691	2396	.706
1950-51	66	32	34	1884	5365	.351	—	—	—	1912	2634	.726
1951-52	66	40	26	1894	5207	.364	—	—	—	1933	2589	.747
1952-53	71	47	24	1942	5329	.364	—	—	—	2197	2950	.745
1953-54	72	42	30	2054	5579	.368	—	—	—	1905	2650	.719
1954-55	72	43	29	2360	6343	.372	—	—	—	1837	2450	.750
1955-56	72	35	37	2466	6661	.370	—	—	—	2044	2703	.756
1956-57	72	38	34	2550	6915	.369	—	—	—	2075	2613	.794
1957-58	72	41	31	2823	7336	.385	—	—	—	2075	2617	.793
1958-59	72	35	37	3050	7490	.407	—	—	—	2046	2642	.775
1959-60	75	45	30	3406	8135	.419	—	—	—	2105	2687	.783
1960-61	79	38	41	3654	8746	.418	—	—	—	2278	2948	.773
1961-62	80	41	39	3706	8885	.417	—	—	—	2246	2890	.777
1962-63	80	48	32	3690	8300	.445	—	—	—	2350	3005	.782
1963-64	80	34	46	3394	8116	.418	—	—	—	2184	2851	.766
1964-65	80	40	40	3391	8028	.422	—	—	—	2221	3011	.738
1965-66	80	55	25	3650	8189	.446	—	—	—	2087	3141	.664
1966-67	81	68	13	3912	8103	.483	—	—	—	2319	3411	.680
1967-68	82	62	20	3965	8414	.471	—	—	—	2121	3338	.635
1968-69	82	55	27	3754	8274	.454	—	—	—	2238	3087	.725
1969-70	82	42	40	3915	8345	.469	—	—	—	2168	2884	.752
1970-71	82	47	35	3608	8026	.450	—	—	—	2199	2967	.741
1971-72	82	30	52	3577	8057	.444	—	—	—	2049	2825	.725
1972-73	82	9	73	3471	8264	.420	—	—	—	1598	2130	.750
1973-74	82	25	57	3371	7702	.432	—	—	—	1633	2118	.771
1974-75	82	34	48	3325	7476	.445	—	—	—	1530	2043	.749
1975-76	82	46	36	3462	7752	.447	—	—	—	1811	2469	.733
1976-77	82	50	32	3511	7322	.480	—	—	—	2012	2732	.736
1977-78	82	55	27	3628	7471	.486	—	—	—	2153	2863	.752
1978-79	82	47	35	3584	7338	.488	—	—	—	1815	2411	.753
1979-80	82	59	23	3523	7156	.492	27	125	.216	1876	2431	.772
1980-81	82	62	20	3636	7073	.514	19	84	.226	1865	2427	.768
1981-82	82	68	14	3616	6974	.518	41	139	.295	1846	2471	.747
1982-83	82	55	17	3600	7212	.499	25	109	.229	1966	2650	.742
1983-84	82	52	30	3384	6833	.495	29	107	.271	2041	2706	.754
1984-85	82	58	24	3443	6992	.492	59	224	.263	2316	2883	.803
1985-86	82	54	28	3435	7058	.487	51	224	.228	2130	2810	.758
1986-87	82	45	37	3335	6792	.491	88	340	.259	1971	2617	.753
1987-88	82	36	46	3214	6785	.474	152	471	.325	2087	2731	.764
1988-89	82	46	36	3500	7201	.486	204	646	.316	1970	2504	.787
1989-90	82	53	29	3437	7028	.489	189	543	.348	1976	2509	.788
1990-91	82	44	38	3289	6925	.475	195	618	.316	1868	2366	.790
1991-92	82	35	47	3187	6761	.471	227	680	.334	1757	2267	.775
1992-93	82	26	56	3225	7075	.456	330	941	.351	1776	2259	.786
1993-94	82	25	57	3103	6819	.455	318	942	.338	1509	2112	.714
1994-95	82	24	58	2949	6577	.448	355	936	.379	1567	2125	.737
1995-96	82	18	64	2796	6418	.436	492	1438	.342	1662	2263	.734
1996-97	82	22	60	3003	6850	.438	433	1356	.319	1776	2450	.725
1997-98	82	31	51	2837	6409	.443	243	810	.300	1734	2352	.737
1998-99	50	28	22	1656	3883	.426	98	371	.264	1073	1486	.722
1999-00	82	49	33	2993	6776	.442	208	643	.323	1577	2226	.708
2000-01	82	56	26	2902	6487	.447	262	803	.326	1697	2277	.745
2001-02	82	43	39	2804	6436	.436	214	715	.299	1639	2104	.779
2002-03	82	48	34	2975	6640	.448	245	787	.311	1746	2256	.775
2003-04	82	33	49	2682	6260	.428	339	992	.342	1512	2009	.753
2004-05	82	43	39	2946	6736	.437	505	1453	.348	1731	2194	.789
2005-06	82	38	44	3001	6546	.458	375	1031	.364	1770	2330	.760
2006-07	82	35	47	2932	6408	.458	284	823	.345	1637	2135	.767
2007-08	82	40	42	3056	6648	.460	302	952	.317	1509	2137	.706
2008-09	82	41	41	2997	6532	.459	341	1072	.318	1652	1792	.745
2009-10	82	27	55	3087	6706	.460	474	1381	.343	1366	1808	.756
2010-11	82	41	41	3125	6776	.461	443	1248	.355	1426	1851	.770
2011-12	66	35	31	2471	5516	.448	349	963	.362	889	1198	.742
2012-13	82	34	48	3059	6895	.444	518	1438	.360	1004	1752	.760
2013-14	82	19	63	3108	7150	.435	577	1847	.312	1362	1918	.754
2014-15	82	18	64	2765	6777	.408	692	2160	.320	1320	1953	.676
2015-16	82	10	72	2970	6887	.431	764	2255	.339	1284	1850	.694
2016-17	82	28	54	3088	6992	.442	831	2443	.340	1393	1806	.771



## ALL-TIME SEASON-BY-SEASON STATISTICS

	Off.	Def.	REB	A	PF	DQ	STL	BS	TO	PTS	PPG	OPTS	OPPG
1949-50	—	—	—	1473	1833	—	—	—	—	5429	84.8	4907	76.7
1950-51	—	—	3259	1493	1995	64	—	—	—	5680	86.1	5644	85.5
1951-52	—	—	3603	1373	1970	49	—	—	—	5721	86.7	5427	82.2
1952-53	—	—	3472	1459	2132	49	—	—	—	6081	85.6	5775	81.3
1953-54	—	—	3652	1541	1852	28	—	—	—	6013	83.5	5660	78.6
1954-55	—	—	3933	1778	1658	20	—	—	—	6557	91.1	6457	89.7
1955-56	—	—	4060	1710	1783	32	—	—	—	6976	96.9	6975	96.9
1956-57	—	—	4350	1282	1809	34	—	—	—	7175	99.7	7277	101.1
1957-58	—	—	4895	1298	1820	28	—	—	—	7721	107.2	7564	105.1
1958-59	—	—	4900	1340	1961	44	—	—	—	8146	113.1	7855	109.1
1959-60	—	—	5404	1776	1940	39	—	—	—	8917	118.9	8730	116.4
1960-61	—	—	5726	1824	2279	43	—	—	—	9586	121.3	9416	119.2
1961-62	—	—	5759	1791	2344	53	—	—	—	9568	120.7	9473	118.4
1962-63	—	—	5511	1842	2179	33	—	—	—	9730	121.6	9247	117.8
1963-64	—	—	5132	1543	2251	38	—	—	—	8972	112.2	9821	116.5
1964-65	—	—	5246	1692	2096	53	—	—	—	9003	112.5	9015	112.7
1965-66	—	—	5652	1905	2094	39	—	—	—	9387	117.3	9103	112.7
1966-67	—	—	5701	2138	1906	30	—	—	—	10,143	125.2	9378	115.8
1967-68	—	—	5914	2197	1851	24	—	—	—	10,051	122.6	9346	114.0
1968-69	—	—	5216	1914	2145	43	—	—	—	9746	118.9	9332	113.8
1969-70	—	—	5200	2127	2196	47	—	—	—	9998	121.9	9718	118.5
1970-71	—	—	4437	1976	2168	34	—	—	—	9415	114.8	9288	113.3
1971-72	—	—	4318	1920	2203	50	—	—	—	9203	112.2	9504	115.9
1972-73	—	—	4174	1688	1984	28	—	—	—	8540	104.1	9531	116.2
1973-74	1182	2626	3808	1799	1964	25	756	220	1665	8295	101.2	8817	107.5
1974-75	1200	2706	3906	1709	1974	34	576	263	1591	8180	99.8	8431	102.8
1975-76	1385	2684	4069	1658	2187	35	809	367	1729	8735	106.5	8714	106.3
1976-77	1293	2752	4045	1966	2074	18	814	561	1915	9034	110.2	8711	106.2
1977-78	1299	2694	3993	2220	2188	20	800	548	1752	9409	114.7	8987	109.6
1978-79	1149	2712	3861	2253	2072	26	779	599	1771	8983	109.5	8831	107.7
1979-80	1187	2635	3822	2226	1860	17	792	652	1708	8949	109.1	8603	104.9
1980-81	1091	2618	3709	2369	2061	21	857	591	1702	9156	111.7	8512	103.8
1981-82	1031	2389	3420	2264	2183	18	856	622	1474	9119	111.2	8649	105.5
1982-83	1334	2596	3930	2016	4041	11	812	577	1627	9191	112.1	8562	104.4
1983-84	1181	2382	3563	2032	2040	13	807	653	1628	8838	107.8	8658	105.6
1984-85	1301	2364	3665	1999	1971	11	817	534	1575	9261	112.9	8925	108.8
1985-86	1326	2378	3704	2017	1798	13	862	490	1595	9051	110.4	8858	108.0
1986-87	1178	2327	3505	1943	1774	15	768	540	1519	8729	106.5	8745	106.6
1987-88	1219	2307	3526	1897	1866	20	672	465	1433	8667	105.7	8785	107.1
1988-89	1143	2356	3499	2110	1721	8	689	354	1214	9174	111.9	9051	110.4
1989-90	1111	2406	3517	1932	1697	10	687	365	1209	9039	110.2	8630	105.2
1990-91	984	2496	3480	1824	1629	11	678	479	1230	8641	105.4	8656	105.6
1991-92	1058	2309	3367	1755	1582	8	692	482	1238	8358	101.9	8462	103.2
1992-93	1031	2431	3462	2038	1604	9	672	566	1362	8556	104.3	9029	110.1
1993-94	1012	2394	3406	1827	1488	7	663	525	1368	8033	98.0	8568	105.6
1994-95	1105	2230	3335	1566	1835	34	643	576	1355	7820	95.4	8236	100.4
1995-96	1031	2161	3192	1629	1777	16	643	420	1414	7746	94.5	8566	104.5
1996-97	1267	2355	3622	1695	1733	24	683	394	1437	8215	100.2	8715	106.7
1997-98	1125	2294	3419	1729	1878	16	729	490	1354	7651	93.3	7847	95.7
1998-99	729	1428	2157	934	1152	18	542	271	822	4483	89.7	4380	87.6
1999-00	1147	2468	3615	1817	1939	17	791	386	1284	7771	94.8	7661	93.4
2000-01	1075	2600	3675	1692	1673	11	690	408	2927	763	94.7	7412	90.4
2001-02	1092	2534	3626	1638	1645	7	705	363	1256	7461	91.0	7330	89.4
2002-03	1042	2415	3457	1771	1804	19	844	284	1212	7941	96.8	7752	94.5
2003-04	941	2408	3349	1640	1701	11	654	358	1307	7215	88.0	7419	90.9
2004-05	909	2536	3445	1710	1878	19	756	321	1274	8128	99.1	8189	99.5
2005-06	873	2425	3298	1653	1712	18	651	404	1159	8147	99.4	8307	101.3
2006-07	899	2353	3252	1669	1671	14	590	390	1258	7785	94.9	8033	98.0
2007-08	1067	2370	3437	1673	1620	7	712	400	1172	7923	96.6	7889	96.2
2008-09	1039	2336	3375	1647	1650	5	658	415	1157	7987	97.4	7881	97.3
2009-10	941	2421	3362	1723	1677	10	667	439	1192	8014	97.7	8334	101.6
2010-11	850	2578	3428	1861	1592	10	621	355	1063	8119	99.0	7996	97.5
2011-12	704	2144	2848	1453	1157	7	526	340	738	6180	93.6	5900	89.4
2012-13	896	2493	3389	1867	1505	6	609	384	1070	7640	93.2	7914	96.5
2013-14	949	2556	3505	1791	1844	12	765	330	1384	8155	99.5	9012	109.9
2014-15	978	2536	3514	1683	1778	10	789	487	1453	7542	92.0	8278	101.0
2015-16	777	2605	3382	1765	1780		680	495	1343	7988	97.4	8827	107.6
2016-17	807	2706	3513	1949	1793		692	420	1366	8400	102.4	8867	108.1

# HISTORY

## SEASON-BY-SEASON RECORD BREAKDOWN

YEAR	COACH	W-L	PCT.	HOME	AWAY	NEUTRAL	GB	POS
1949-50	Al Cervi	51-13	.797	31-1	15-12	5-0	--	1st
1950-51	Al Cervi	32-34	.485	24-9	8-25		8	4th
1951-52	Al Cervi	40-26	.606	26-7	12-18	2-1	--	1st
1952-53	Al Cervi	47-24	.662	32-2	10-19	5-3	--	2nd
1953-54	Al Cervi	42-30	.583	26-6	11-18	5-6	2	T-2nd
1954-55	Al Cervi	43-29	.597	25-7	10-16	8-6	--	1st*
1955-56	Al Cervi	35-37	.486	23-8	9-19	3-10	10	3rd
1956-57	Al Cervi-Paul Seymour	38-34	.528	22-9	12-19	4-6	6	2nd
1957-58	Paul Seymour	41-31	.569	26-5	9-21	6-5	8	2nd
1958-59	Paul Seymour	35-37	.486	19-12	12-17	4-8	17	3rd
1959-60	Paul Seymour	45-30	.600	26-4	11-19	8-7	14	3rd
1960-61	Alex Hannum	38-41	.481	19-9	8-21	11-11	19	3rd
1961-62	Alex Hannum	41-39	.512	18-10	11-19	12-10	19	3rd
1962-63	Alex Hannum	48-32	.600	23-5	13-19	12-8	10	2nd
1963-64	Dolph Schayes	34-46	.425	18-12	12-22	4-12	25	3rd
1964-65	Dolph Schayes	40-40	.500	13-12	9-21	18-7	22	3rd
1965-66	Dolph Schayes	55-25	.688	22-3	20-17	13-5	--	1st
1966-67	Alex Hannum	68-13	.840	28-2	26-8	14-3	--	1st*
1967-68	Alex Hannum	62-20	.756	27-8	25-12	10-0	--	1st
1968-69	Jack Ramsay	55-27	.671	26-8	24-16	5-3	2	2nd
1969-70	Jack Ramsay	42-40	.512	22-16	16-22	4-2	18	4th
1970-71	Jack Ramsay	47-35	.573	24-15	21-18	2-2	5	2nd
1971-72	Jack Ramsay	30-52	.366	14-23	14-26	2-3	26	3rd
1972-73	Roy Rubin-Kevin Loughery	9-73	.110	5-27	2-35	2-11	59	4th
1973-74	Gene Shue	25-57	.305	14-23	9-30	2-4	26	4th
1974-75	Gene Shue	34-48	.415	20-21	14-27	--	31	4th
1975-76	Gene Shue	46-36	.561	34-7	12-29	--	8	T-2nd
1976-77	Gene Shue	50-32	.610	32-9	18-23	--	--	1st
1977-78	Gene Shue-Billy Cunningham	55-27	.671	37-4	18-23	--	--	1st
1978-79	Billy Cunningham	47-35	.573	31-10	16-25	--	7	2nd
1979-80	Billy Cunningham	59-23	.720	36-5	23-18	--	2	2nd
1980-81	Billy Cunningham	62-20	.756	37-4	25-16	--	--	T-1st
1981-82	Billy Cunningham	58-24	.707	32-9	26-15	--	--	2nd
1982-83	Billy Cunningham	65-17	.793	35-6	30-11	--	--	1st*
1983-84	Billy Cunningham	52-30	.634	32-9	20-21	--	10	2nd
1984-85	Billy Cunningham	58-24	.707	34-7	24-17	--	5	2nd
1985-86	Matt Guokas	54-28	.659	31-10	23-18	--	13	2nd
1986-87	Matt Guokas	45-37	.549	28-13	17-24	--	14	2nd
1987-88	Matt Guokas-Jim Lynam	36-46	.439	27-14	9-32	--	21	4th
1988-89	Jim Lynam	46-36	.561	30-11	16-25	--	6	2nd
1989-90	Jim Lynam	53-29	.646	34-7	19-22	--	--	1st
1990-91	Jim Lynam	44-38	.537	29-12	15-26	--	12	2nd
1991-92	Jim Lynam	35-47	.427	23-18	12-29	--	16	5th
1992-93	Doug Moe-Fred Carter	26-56	.317	15-26	11-30	--	34	6th
1993-94	Fred Carter	25-57	.305	15-26	10-31	--	32	6th
1994-95	John Lucas	24-58	.293	14-27	10-31	--	33	6th
1995-96	John Lucas	18-64	.220	11-30	7-34	--	42	7th
1996-97	Johnny Davis	22-60	.268	11-30	11-30	--	39	6th
1997-98	Larry Brown	31-51	.378	19-22	12-29	--	24	7th
1998-99	Larry Brown	28-22	.560	17-8	11-14	--	5	3rd
1999-00	Larry Brown	49-33	.598	29-12	20-21	--	3	3rd
2000-01	Larry Brown	56-26	.683	29-12	27-14	--	--	1st
2001-02	Larry Brown	43-39	.524	22-19	21-20	--	9	6th
2002-03	Larry Brown	48-34	.585	25-16	23-18	--	2	4th
2003-04	Randy Ayers-Chris Ford	33-49	.402	21-20	12-29	--	14	5th
2004-05	Jim O'Brien	43-39	.524	25-16	18-23	--	2	3rd
2005-06	Maurice Cheeks	38-44	.463	23-18	15-26	--	11	2nd
2006-07	Maurice Cheeks	35-47	.427	21-20	14-27	--	12	3rd
2007-08	Maurice Cheeks	40-42	.488	22-19	18-23	--	26	3rd
2008-09	Maurice Cheeks-Tony DiLeo	41-41	.500	24-17	17-24	--	21	2nd
2009-10	Eddie Jordan	27-55	.329	12-29	15-26	--	23	4th
2010-11	Doug Collins	41-41	.500	26-15	15-26	--	15	3rd
2011-12	Doug Collins	35-31	.530	19-14	16-17	--	4	3rd
2012-13	Doug Collins	34-48	.415	23-18	11-30	--	20	4th
2013-14	Brett Brown	19-63	.232	10-31	9-32	--	29	5th
2014-15	Brett Brown	18-64	.220	12-29	6-35	--	31	4th
2015-16	Brett Brown	10-72	.122	7-34	3-38	--	46	5th
2016-17	Brett Brown	28-54	.341	17-24	11-30	--	25	4th
<b>FRANCHISE TOTALS</b>		<b>2754-2632</b>	<b>.511</b>	<b>1584-951</b>	<b>998-1518</b>	<b>161-133</b>		
				<b>.625</b>	<b>.429</b>	<b>.548</b>		





## SEASON-BY-SEASON MONTHLY RECORD BREAKDOWN

	OCT.	NOV.	DEC.	JAN.	FEB.	MARCH	APRIL	MAY	TOTAL
	W-L	W-L	W-L	W-L	W-L	W-L	W-L	W-L	W-L
1949-50	-	13-1	11-3	9-3	11-4	7-2	-	-	51-13
1950-51	-	7-7	7-7	7-7	7-7	4-6	-	-	32-34
1951-52	-	10-3	7-8	12-2	6-8	5-5	-	-	40-26
1952-53	-	9-4	9-7	11-4	10-6	8-3	-	-	47-24
1953-54	0-1	9-7	9-6	11-5	7-9	6-2	-	-	42-30
1954-55	0-1	9-3	8-9	8-8	12-5	6-3	-	-	43-29
1955-56	-	6-6	8-8	6-11	11-7	4-5	-	-	35-37
1956-57	2-0	2-10	6-7	13-7	11-6	4-4	-	-	38-34
1957-58	1-1	6-8	11-5	10-8	10-7	3-2	-	-	41-31
1958-59	1-1	6-9	7-7	11-7	6-10	4-3	-	-	35-37
1959-60	2-2	9-5	7-7	11-9	12-6	4-1	-	-	45-30
1960-61	1-3	5-7	8-8	10-9	12-6	2-8	-	-	38-41
1961-62	3-3	6-7	5-12	11-8	11-6	5-3	-	-	41-39
1962-63	4-1	9-5	6-9	9-8	14-6	6-3	-	-	48-32
1963-64	2-3	6-7	8-7	7-11	7-10	4-8	-	-	34-46
1964-65	3-4	8-6	8-8	8-7	9-7	4-8	-	-	40-40
1965-66	3-0	9-8	9-5	13-4	10-7	11-1	-	-	55-25
1966-67	5-0	15-2	15-1	12-3	11-4	10-3	-	-	68-13
1967-68	5-1	10-6	15-2	8-6	14-2	10-3	-	-	62-20
1968-69	3-2	9-4	14-4	9-7	12-5	8-5	-	-	55-27
1969-70	4-2	6-11	11-6	8-7	7-8	6-6	-	-	42-40
1970-71	6-4	9-8	9-6	10-6	7-6	6-5	-	-	47-35
1971-72	7-2	4-10	4-12	7-7	4-10	4-11	-	-	30-52
1972-73	0-9	2-13	1-13	1-16	5-9	0-13	-	-	9-73
1973-74	2-7	6-8	3-12	4-8	5-11	5-11	-	-	25-57
1974-75	3-3	4-10	7-8	6-9	7-7	7-8	0-3	-	34-48
1975-76	2-1	10-5	9-5	8-8	6-8	7-7	4-2	-	46-36
1976-77	3-2	8-6	7-6	11-3	7-5	11-6	3-4	-	50-32
1977-78	2-3	14-2	6-6	10-3	9-5	12-3	2-5	-	55-27
1978-79	5-1	9-5	9-5	6-7	6-8	9-8	3-1	-	47-35
1979-80	8-1	10-6	9-4	11-3	10-3	11-6	-	-	59-23
1980-81	8-2	15-1	10-4	11-3	10-3	8-7	-	-	62-20
1981-82	2-0	11-1	9-5	8-8	10-2	10-6	8-2	-	58-24
1982-83	2-0	11-3	11-2	14-1	11-1	11-5	5-5	-	65-17
1983-84	2-0	11-3	8-4	8-7	6-9	13-3	4-4	-	52-30
1984-85	3-0	9-4	12-2	12-3	10-4	8-7	4-4	-	58-24
1985-86	2-1	7-7	10-4	11-5	8-4	11-6	5-1	-	54-28
1986-87	1-0	9-4	6-10	10-5	5-7	9-6	5-5	-	45-37
1987-88	-	5-6	7-7	7-9	4-10	9-6	4-8	-	36-46
1988-89	-	10-5	5-9	9-5	6-5	9-7	7-5	-	46-36
1989-90	-	8-4	7-9	12-3	8-5	11-5	7-3	-	53-29
1990-91	-	10-6	9-4	4-9	8-5	9-8	4-6	-	44-38
1991-92	-	7-9	6-7	9-7	5-8	4-11	4-5	-	35-47
1992-93	-	3-8	5-9	9-7	2-9	2-15	5-8	-	26-56
1993-94	-	4-10	6-7	8-7	2-11	1-14	4-8	-	25-57
1994-95	-	4-8	6-10	2-13	4-9	4-10	4-8	-	24-58
1995-96	-	2-10	3-12	3-12	3-10	3-14	4-6	-	18-64
1996-97	-	7-8	1-12	2-14	5-7	5-9	2-10	-	22-60
1997-98	0-1	4-8	3-12	7-8	5-8	7-9	5-5	-	31-51
1998-99	-	-	-	-	8-5	7-9	11-6	2-2	28-22
1999-00	-	8-8	9-7	7-5	7-5	11-5	7-3	-	49-33
2000-01	1-0	11-2	9-6	13-3	9-5	7-6	6-4	-	56-16
2001-02	0-1	7-6	5-11	11-4	5-6	10-7	5-4	-	43-39
2002-03	1-1	13-3	5-8	6-10	8-2	11-5	4-5	-	48-34
2003-04	1-1	8-8	5-9	6-9	4-9	8-7	1-6	-	33-49
2004-05	-	6-7	7-8	8-8	5-6	9-7	8-3	-	43-39
2005-06	-	8-8	7-7	8-7	5-6	5-10	5-6	-	38-44
2006-07	-	5-9	3-13	7-10	5-6	9-6	6-3	-	35-47
2007-08	0-1	5-9	9-7	4-11	8-5	11-4	3-5	-	40-42
2008-09	1-1	6-9	6-8	10-5	6-6	9-6	3-6	-	41-41
2009-10	2-1	3-12	4-10	7-8	6-5	4-13	1-6	-	27-55
2010-11	0-3	5-10	8-7	8-6	9-3	9-7	2-5	-	41-41
2011-12	-	-	2-2	13-4	6-9	8-8	6-8	-	35-31
2012-13	1-0	9-6	4-11	5-9	3-8	8-9	4-5	-	34-48
2013-14	1-0	5-11	3-10	6-11	0-11	1-15	3-5	-	19-63
2014-15	0-2	0-14	4-10	6-12	3-7	5-12	0-7	--	18-64
2015-16	0-2	0-16	3-13	4-10	1-11	1-14	1-6	-	10-72
2016-17	0-2	4-12	4-10	10-5	4-8	6-11	0-6	--	28-54
<b>TOTALS</b>	<b>105-77</b>	<b>481-442</b>	<b>474-499</b>	<b>553-469</b>	<b>486-440</b>	<b>460-460</b>	<b>169-201</b>	<b>2-2</b>	<b>2754-2632</b>
<b>Winning Pct.</b>	<b>.577</b>	<b>.514</b>	<b>.487</b>	<b>.543</b>	<b>.522</b>	<b>.497</b>	<b>.449</b>	<b>.500</b>	<b>.511</b>

\*denotes NBA Championship

# HISTORY

## OPENING NIGHT STARTING LINEUPS (SINCE 1963-64)

SEASON	GUARD	GUARD	FORWARD	FORWARD	CENTER
1963-64	Greer	Costello	Shaffer	Walker	Kerr
1964-65	Greer	Neumann	Walker	Greenspan	Kerr
1965-66	Greer	Bianchi	Walker	Jackson	Chamberlain
1966-67	Greer	Costello	Jackson	Walker	Chamberlain
1967-68	Greer	W. Jones	Jackson	Walker	Chamberlain
1968-69	Greer	W. Jones	Walker	Cunningham	Jackson
1969-70	Greer	Clark	Washington	Cunningham	Jackson
1970-71	Clark	W. Jones	Cunningham	Washington	Jackson
1971-72	Clark	Greer	Cunningham	Washington	Jackson
1972-73	Carter	Greer	Block	Washington	Awtrey
1973-74	Carter	Boyd	Van Arsdale	Mix	Ellis
1974-75	Boyd	Collins	Mix	Van Arsdale	Ellis
1975-76	Carter	Collins	Cunningham	McGinnis	Catchings
1976-77	Collins	Free	McGinnis	Mix	Catchings
1977-78	Bibby	Collins	McGinnis	Mix	Dawkins
1978-79	Cheeks	Collins	Erving	B. Jones	C. Jones
1979-80	Collins	Cheeks	Erving	C. Jones	Dawkins
1980-81	Cheeks	Collins	Erving	C. Jones	Dawkins
1981-82	Cheeks	Hollins	Erving	C. Jones	D. Dawkins
1982-83	Cheeks	Toney	Erving	Iavaroni	Malone
1983-84	Cheeks	Toney	Erving	Iavaroni	Malone
1984-85	Cheeks	Toney	Erving	Iavaroni	Malone
1985-86	Cheeks	Thompson	Barkley	Erving	Malone
1986-87	Erving	Cheeks	Hinson	Barkley	Ruland
1987-88	Cheeks	Wingate	Hinson	Barkley	McCormick
1988-89	Cheeks	Hawkins	Robinson	Barkley	Gminski
1989-90	Hawkins	J. Dawkins	Barkley	Payne	Gminski
1990-91	J. Dawkins	Hawkins	Barkley	Mahorn	Gminski
1991-92	J. Dawkins	Hawkins	Anderson	Barkley	Gilliam
1992-93	Hornacek	Hawkins	Weatherspoon	Gilliam	Lang
1993-94	Dawkins	Hornacek	Weatherspoon	Kidd	Bradley
1994-95	Barros	Malone	Weatherspoon	Wright	Bradley
1995-96	Maxwell	Stackhouse	Dumas	Weatherspoon	Bradley
1996-97	Stackhouse	Iverson	Jim Jackson	Weatherspoon	Coleman
1997-98	Stackhouse	Iverson	Jim Jackson	Weatherspoon	Coleman
1998-99	Iverson	Snow	Lynch	Ratliff	Geiger
1999-00	Iverson	Snow	Lynch	Owens	Hill
2000-01	Iverson	Snow	Hill	Lynch	Ratliff
2001-02	Bell	Claxton	Coleman	Harpring	Mutombo
2002-03	Iverson	Snow	McKie	Van Horn	MacCulloch
2003-04	Iverson	Snow	Salmons	Thomas	Coleman
2004-05	Iverson	McKie	Iguodala	Thomas	Jackson
2005-06	Iverson	Iguodala	Korver	Webber	Hunter
2006-07	Ollie	Iverson	Iguodala	Webber	Dalembert
2007-08	Miller	Green	Iguodala	Evans	Dalembert
2008-09	Miller	Iguodala	Young	Brand	Dalembert
2009-10	Williams	Iguodala	Young	Brand	Dalembert
2010-11	Holiday	Iguodala	Kapono	Brand	Hawes
2011-12	Holiday	Meeks	Iguodala	Brand	Hawes
2012-13	Holiday	Richardson	Turner	T. Young	Allen
2013-14	Carter-Williams	Anderson	Turner	Young	Hawes
2014-15	Wroten	Thompson	Johnson	Noel	Sims
2015-16	Canaan	Sampson	Thompson	Noel	Okafor
2016-17	Rodriguez	Henderson	Covington	Saric	Embiid



## ALL-TIME OPENING GAME RESULTS

### FIRST HOME GAME OF SEASON

SYRACUSE NATIONALS				
1949-50	W	2,476	vs. Denver*	78-58
1950-51	W	3,476	vs. Fort Wayne*	92-77
1951-52	W	4,520	vs. Fort Wayne*	90-75
1952-53	W	4,026	vs. Philadelphia	117-91
1953-54	W	7,859	vs. Philadelphia	85-61
1954-55	L	3,783	vs. Minneapolis*	97-94
1955-56	W	3,789	vs. Fort Wayne* (OT)	114-113
1956-57	W	3,567	vs. Rochester*	91-75
1957-58	W	7,112	vs. Philadelphia*	103-85
1958-59	W	3,154	vs. Detroit*	103-94
1959-60	L	4,803	vs. Boston*	121-109
1960-61	L	4,677	vs. Philadelphia*	133-123
1961-62	W	3,665	vs. Chicago*	123-103
1962-63	W	5,611	vs. LA Lakers*	108-102

### PHILADELPHIA 76ERS

1963-64	L	6,850	vs. Detroit	124-121
1964-65	W	2,260	vs. Detroit*	125-113
1965-66	W	5,190	vs. Detroit	120-103
1966-67	W	8,402	vs. New York*	128-112

### (SPECTRUM)

1967-68	W	9,106	vs. LA Lakers*	103-87
1968-69	W	15,244	vs. Detroit*	114-96
1969-70	W	10,057	vs. LA Lakers*	131-126
1970-71	W	7,035	vs. Chicago*	110-107
1971-72	W	10,635	vs. Seattle	100-93
1972-73	L	6,257	vs. Seattle	105-100
1973-74	L	4,564	vs. Houston*	104-88
1974-75	W	8,939	vs. New Orleans*	112-99
1975-76	W	18,020	vs. LA Lakers	117-114
1976-77	L	17,196	vs. San Antonio*	121-118
1977-78	W	14,148	vs. Detroit*	113-96
1978-79	W	18,276	vs. LA Lakers*	110-102
1979-80	W	13,503	vs. Houston	113-105
1980-81	L	15,136	vs. Milwaukee*	106-103
1981-82	W	14,102	vs. Cleveland*	128-104
1982-83	W	18,482	vs. New Jersey	110-99
1983-84	W	16,167	vs. Washington*	117-114
1984-85	W	11,892	vs. Cleveland*	111-101
1985-86	W	8,925	vs. Detroit (OT)	132-125
1986-87	W	10,247	vs. Indiana*	108-104
1987-88	W	12,287	vs. Indiana*	108-95
1988-89	W	13,468	vs. LA Clippers*	129-110
1989-90	L	13,893	vs. Milwaukee*	102-96
1990-91	W	15,678	vs. New Jersey (OT)	112-110
1991-92	L	13,170	vs. Orlando	122-115
1992-93	L	12,608	vs. New Jersey*	114-111
1993-94	W	14,531	vs. Washington*	94-82
1994-95	L	16,114	vs. Milwaukee*	91-86
1995-96	W	18,168	vs. Washington*	105-103

### (WELLS FARGO CENTER)

1996-97	L	20,444	vs. Milwaukee*	111-103
1997-98	L	12,199	vs. Milwaukee*	103-88
1998-99	W	20,143	vs. Orlando	95-75
1999-00	W	19,402	vs. Seattle	117-98
2000-01	W	19,817	vs. Toronto	104-98
2001-02	L	20,230	vs. Dallas	99-92
2002-03	W	19,569	vs. Milwaukee	95-93
2003-04	W	18,295	vs. Miami*	89-74
2004-05	L	19,385	vs. Phoenix	98-108
2005-06	L	17,705	vs. Milwaukee* (OT)	108-117
2006-07	W	17,119	vs. Atlanta*	88-75
2007-08	L	19,706	vs. New Jersey	88-93
2008-09	L	15,750	vs. Toronto*	84-95
2009-10	W	14,638	vs. Milwaukee	99-86
2010-11	L	20,389	vs. Miami*	87-97
2011-12	W	19,408	vs. Detroit	96-73
2012-13	W	19,101	vs. Denver*	84-75
2013-14	W	19,523	vs. Miami*	114-110
2014-15	L	19,753	vs. Miami	96-114
2015-16	L	17,122	vs. Utah	71-99
2016-17	L	17,122	vs. Oklahoma City	97-103

### FIRST ROAD GAME OF SEASON

SYRACUSE NATIONALS			
1949-50	L	at St. Louis	73-67
1950-51	L	at New York (OT)	74-72
1951-52	L	at Baltimore	91-82
1952-53	L	at Philadelphia* (OT)	86-84
1953-54	L	at Philadelphia*	79-73
1954-55	L	at Boston	107-84
1955-56	L	at Rochester	83-80
1956-57	W	at St. Louis	75-73
1957-58	L	at Cincinnati	110-100
1958-59	W	at Philadelphia	103-98
1959-60	L	at Detroit	117-102
1960-61	L	at St. Louis	123-100
1961-62	L	at St. Louis	110-107
1962-63	W	at New York	123-119

### PHILADELPHIA 76ERS

1963-64	W	at Detroit*	117-115
1964-65	L	at St. Louis	126-86
1965-66	W	at Baltimore*	133-101
1966-67	W	at Baltimore	141-112
1967-68	W	Detroit at NY	124-102
1968-69	W	at Baltimore	124-121
1969-70	W	at Cincinnati	134-123
1970-71	W	at Cincinnati	123-105
1971-72	W	at Chicago*	112-100
1972-73	L	at Chicago*	95-89
1973-74	W	at Houston	106-101
1974-75	W	at New York	99-86
1975-76	W	at Chicago*	110-103
1976-77	L	at Buffalo	108-95
1977-78	L	at Portland	98-104
1978-79	W	at Detroit	126-117
1979-80	W	at Washington*	93-92
1980-81	W	at Washington	126-120
1981-82	W	at Atlanta	108-106
1982-83	W	at New York*	104-89
1983-84	W	at Indiana (OT)	124-112
1984-85	W	at Atlanta	111-108
1985-86	W	at New York*	99-89
1986-87	L	at Indiana (2OT)	125-121
1987-88	L	at Chicago	104-94
1988-89	L	at Milwaukee	114-103
1989-90	L	at Minnesota (OT)	125-118
1990-91	W	at Chicago*	124-116
1991-92	L	at Chicago*	110-90
1992-93	L	at New York	89-85
1993-94	L	at Orlando	114-89
1994-95	L	at Orlando	122-107
1995-96	L	at Charlotte	119-108
1996-97	L	at Chicago	115-86
1997-98	L	at Chicago	94-74
1998-99	W	at Charlotte*	78-66
1999-00	L	at San Antonio*	89-76
2000-01	W	at New York*	101-72
2001-02	L	at Minnesota*	83-74
2002-03	L	at Orlando*	95-88
2003-04	L	at Sacramento	100-89
2004-05	W	at Boston*	98-95
2005-06	L	at Detroit	88-108
2006-07	W	at Orlando	105-103
2007-08	L	at Toronto*	97-106
2008-09	L	at Atlanta	88-95
2009-10	L	at Orlando*	106-120
2010-11	L	at Indiana	86-99
2011-12	L	at Portland*	103-107
2012-13	L	at New York	84-100
2013-14	W	at Washington	109-102
2014-15	L	at Indiana*	91-103
2015-16	L	at Boston	95-112
2016-17	L	@Charlotte	93-109

### 76ERS SEASON OPENING RECORD

	76ERS ONLY	NATIONALS ONLY	TOTAL
First Home Game:	34-20	11-3	45-23
First Away Game:	25-29	3-11	28-40
Season Opener:	32-22	9-5	41-27

# HISTORY

## BIGGEST WINS & LOSSES

OPPONENT	BIGGEST WIN	POINT MARGIN	DATE	SITE
Tri/StL/Atlanta Hawks	132-85	47	12/08/82	at Philadelphia
Boston Celtics	138-96	42	10/29/66	at Philadelphia
New Jersey/Brooklyn Nets	142-107	35	02/05/86	at Philadelphia
Charlotte Bobcats/Hornets	112-80	32	03/11/05	at Philadelphia
Chicago Bulls	121-80	41	11/11/80	at Chicago
Cleveland Cavaliers	141-87	54	11/02/70	at Philadelphia
Dallas Mavericks	116-74	42	03/17/17	at Philadelphia
Denver Nuggets	132-101	31	11/05/77	at Philadelphia
Fort Wayne/Detroit Pistons	114-75	39	03/25/81	at Philadelphia
S.F./G.S. Warriors	137-91	46	12/14/68	at Philadelphia
S.D./Houston Rockets	134-103	31	03/05/68	at Philadelphia
Indiana Pacers	130-103	27	11/13/80	at Indiana
Buf/S.D./L.A. Clippers	149-118	31	03/29/78	at Philadelphia
Minn./L.A.Lakers	98-67	31	11/02/51	at Syracuse
Vancouver/Memphis Grizzlies	120-101	19	4/10/10	at Memphis
Miami Heat	139-108	31	02/22/89	at Miami
Milwaukee Bucks	136-92	44	11/16/68	at Philadelphia
Minnesota Timberwolves	109-71	38	11/25/94	at Minnesota
New Orleans Hornets/Pelicans	108-87	21	11/25/02	at Philadelphia
New York Knicks	162-100	62*	12/25/60	at Syracuse
Seattle SuperSonics/Oklahoma City	160-122	38	12/20/67	at Seattle
Orlando Magic	112-88	24	01/31/92	at Philadelphia
Phoenix Suns	159-125	34	02/15/70	at Philadelphia
Portland Trail Blazers	88-60	28	03/06/03	at Portland
Roch/Cin/K.C./Sacramento Kings	124-87	37	11/16/60	at Syracuse
San Antonio Spurs	135-102	33	01/07/81	at Philadelphia
Toronto Raptors	97-62	35	1/7/12	at Philadelphia
Utah Jazz	114-89	25	02/05/90	at Philadelphia
Chi/Balt/Washington Wizards	143-104	39	11/12/76	at Philadelphia

\* denotes largest margin of victory in franchise history

OPPONENT	WORST LOSS	POINT MARGIN	DATE	SITE
Tri/StL/Atlanta Hawks	93-105	42	04/05/89	at Atlanta
Boston Celtics	87-124	37	12/20/87	at Boston
New Jersey/Brooklyn Nets	94-130	36	12/16/13	at Brooklyn
Charlotte Bobcats/Hornets	84-136	52	02/27/92	at Charlotte
Chicago Bulls	76-121	45	12/21/10	at Chicago
Cleveland Cavaliers	67-110	43	01/15/94	at Cleveland
Dallas Mavericks	70-123	53	11/13/14	at Dallas
Denver Nuggets	75-105	30	02/23/95	at Denver
Fort Wayne/Detroit Pistons	78-115	37	12/20/97	at Detroit
Phila/S.F./G.S. Warriors	51-108	43	11/09/61	at Philadelphia
	80-123	43	02/10/14	at Golden State
S.D./Houston Rockets	74-124	50	03/18/07	at Philadelphia
Indiana Pacers	88-133	45	04/22/94	at Indiana
Buf/S.D./L.A. Clippers	78-123	45	02/09/14	at Los Angeles
Minn./L.A.Lakers	103-143	40	11/10/71	at Philadelphia
	95-135	40	11/19/72	at Los Angeles
Vancouver/Memphis Grizzlies	77-103	26	03/15/14	at Philadelphia
Miami Heat	83-120	37	03/05/94	at Miami
Milwaukee Bucks	95-128	33	04/15/87	at Milwaukee
Minnesota Timberwolves	84-119	35	12/08/04	at Philadelphia
New Orleans Hornets/Pelicans	98-135	37	11/16/13	at New Orleans
New York Knicks	91-139	48	11/29/72	at Philadelphia
	82-130	48	04/21/94	at New York
Seattle SuperSonics/Oklahoma City	93-149	56**	03/06/93	at Seattle
Orlando Magic	83-129	46	02/17/95	at Orlando
Phoenix Suns	97-127	30	11/14/86	at Phoenix
Portland Trail Blazers	104-146	42	11/05/76	at Portland
Roch/Cin/K.C./Sacramento Kings	98-154	56**	01/02/93	at Sacramento
San Antonio Spurs	68-119	51	12/07/15	at Philadelphia
Toronto Raptors	88-120	32	11/09/14	at Toronto
Utah Jazz	69-98	29	12/28/02	at Utah
Chi/Balt/Washington Wizards	76-111	35	01/19/15	at Washington

\*\* denotes largest margin of defeat in franchise history



## RECORD BREAKDOWN

### ALL-TIME RECORD BY DIVISION

*The NBA divided into four divisions - Atlantic, Central, Midwest and Pacific - beginning in 1970-71 until 2003-04*

<p><b>1970-71</b></p> <p>Atlantic.....10-6 Central.....13-9 Midwest.....9-11 Pacific.....15-9</p> <p><b>1971-72</b></p> <p>Atlantic.....6-12 Central.....9-11 Midwest.....7-13 Pacific.....8-16</p> <p><b>1972-73</b></p> <p>Atlantic.....2-20 Central.....2-22 Midwest.....3-13 Pacific.....2-18</p> <p><b>1973-74</b></p> <p>Atlantic.....5-17 Central.....8-16 Midwest.....6-10 Pacific.....6-14</p> <p><b>1974-75</b></p> <p>Atlantic.....11-15 Central.....8-12 Midwest.....7-9 Pacific.....8-12</p> <p><b>1975-76</b></p> <p>Atlantic.....9-12 Central.....13-12 Midwest.....12-4 Pacific.....12-8</p> <p><b>1976-77</b></p> <p>Atlantic.....11-5 Central.....17-7 Midwest.....14-9 Pacific.....8-11</p> <p><b>1977-78</b></p> <p>Atlantic.....14-2 Central.....14-10 Midwest.....15-8 Pacific.....12-7</p> <p><b>1978-79</b></p> <p>Atlantic.....9-7 Central.....16-8 Midwest.....12-7 Pacific.....10-13</p> <p><b>1979-80</b></p> <p>Atlantic.....19-5 Central.....25-11 Midwest.....7-3 Pacific.....8-4</p> <p><b>1980-81</b></p> <p>Atlantic.....15-9 Central.....27-7</p>	<p>Midwest.....11-1 Pacific.....9-3</p> <p><b>1981-82</b></p> <p>Atlantic.....16-8 Central.....24-10 Midwest.....8-4 Pacific.....10-2</p> <p><b>1982-83</b></p> <p>Atlantic.....15-9 Central.....29-5 Midwest.....11-1 Pacific.....10-2</p> <p><b>1983-84</b></p> <p>Atlantic.....15-9 Central.....20-14 Midwest.....10-2 Pacific.....7-5</p> <p><b>1984-85</b></p> <p>Atlantic.....15-9 Central.....25-9 Midwest.....7-5 Pacific.....11-1</p> <p><b>1985-86</b></p> <p>Atlantic.....15-9 Central.....23-11 Midwest.....8-4 Pacific.....8-4</p> <p><b>1986-87</b></p> <p>Atlantic.....12-12 Central.....17-17 Midwest.....8-4 Pacific.....8-4</p> <p><b>1987-88</b></p> <p>Atlantic.....12-12 Central.....13-21 Midwest.....6-6 Pacific.....5-7</p> <p><b>1988-89</b></p> <p>Atlantic.....19-11 Central.....12-14 Midwest.....8-4 Pacific.....7-7</p> <p><b>1989-90</b></p> <p>Atlantic.....19-7 Central.....18-10 Midwest.....8-6 Pacific.....8-6</p> <p><b>1990-91</b></p> <p>Atlantic.....14-12 Central.....18-10 Midwest.....5-9 Pacific.....7-7</p> <p><b>1991-92</b></p>	<p>Atlantic.....15-13 Central.....8-20 Midwest.....6-6 Pacific.....6-8</p> <p><b>1992-93</b></p> <p>Atlantic.....11-17 Central.....7-21 Midwest.....4-8 Pacific.....4-10</p> <p><b>1993-94</b></p> <p>Atlantic.....7-21 Central.....10-18 Midwest.....5-7 Pacific.....3-11</p> <p><b>1994-95</b></p> <p>Atlantic.....12-16 Central.....4-24 Midwest.....2-10 Pacific.....6-8</p> <p><b>1995-96</b></p> <p>Atlantic.....5-19 Central.....7-23 Midwest.....5-9 Pacific.....1-13</p> <p><b>1996-97</b></p> <p>Atlantic.....11-14 Central.....3-26 Midwest.....5-9 Pacific.....3-11</p> <p><b>1997-98</b></p> <p>Atlantic.....7-17 Central.....9-21 Midwest.....7-7 Pacific.....8-6</p> <p><b>1998-99</b></p> <p>Atlantic.....9-10 Central.....16-9 Midwest.....1-1 Pacific.....2-2</p> <p><b>1999-00</b></p> <p>Atlantic.....13-11 Central.....23-7 Midwest.....7-7 Pacific.....6-8</p> <p><b>2000-01</b></p> <p>Atlantic.....18-6 Central.....22-8 Midwest.....8-6 Pacific.....8-6</p> <p><b>2001-02</b></p> <p>Atlantic.....14-11 Central.....17-12 Midwest.....5-9</p>	<p>Pacific.....7-7</p> <p><b>2002-03</b></p> <p>Atlantic.....17-7 Central.....18-12 Midwest.....7-7 Pacific.....6-8</p> <p><b>2003-04</b></p> <p>Atlantic.....10-14 Central.....13-19 Midwest.....4-10 Pacific.....6-8</p> <p><b>2004-05</b></p> <p>Atlantic.....8-8 Central.....13-5 Southeast.....12-6 Northwest.....4-6 Pacific.....4-6 Southwest.....1-8</p> <p><b>2005-06</b></p> <p>Atlantic.....10-6 Central.....6-12 Southeast.....6-12 Northwest.....5-5 Pacific.....5-5 Southwest.....6-4</p> <p><b>2006-07</b></p> <p>Atlantic.....9-7 Central.....6-12 Southeast.....9-9 Northwest.....5-5 Pacific.....3-7 Southwest.....3-7</p> <p><b>2007-08</b></p> <p>Atlantic.....7-9 Central.....9-9 Southeast.....9-9 Northwest.....5-5 Pacific.....4-6 Southwest.....6-4</p> <p><b>2008-09</b></p> <p>Atlantic.....6-10 Central.....10-8 Southeast.....9-9 Northwest.....4-6 Pacific.....7-3 Southwest.....5-5</p> <p><b>2009-10</b></p> <p>Atlantic.....7-9 Central.....5-13 Southeast.....2-16 Northwest.....6-4 Pacific.....3-7</p>	<p><b>2010-11</b></p> <p>Atlantic.....9-7 Central.....9-9 Southeast.....7-11 Southwest.....4-6 Northwest.....6-4 Pacific.....6-4</p> <p><b>2011-12</b></p> <p>Atlantic.....7-6 Central.....11-6 Southeast.....10-8 Southwest.....1-5 Northwest.....1-5 Pacific.....5-1</p> <p><b>2012-13</b></p> <p>Atlantic.....7-9 Central.....7-11 Southeast.....8-10 Southwest.....4-6 Northwest.....3-7 Pacific.....5-5</p> <p><b>2013-14</b></p> <p>Atlantic.....5-11 Central.....4-14 Southeast.....5-13 Southwest.....1-9 Northwest.....2-8 Pacific.....3-7</p> <p><b>2014-15</b></p> <p>Atlantic.....2-14 Central.....5-13 Southeast.....5-13 Southwest.....1-9 Northwest.....4-6 Pacific.....1-9</p> <p><b>2015-16</b></p> <p>Atlantic.....2-14 Central.....0-18 Southeast.....1-17 Southwest.....1-9 Northwest.....2-8 Pacific.....4-6</p> <p><b>2016-17</b></p> <p>Atlantic.....7-9 Central.....5-13 Southeast.....7-11 Southwest.....2-8 Northwest.....3-7 Pacific.....4-6</p>
------------------------------------------------------------------------------------------------------------------------------------------------------------------------------------------------------------------------------------------------------------------------------------------------------------------------------------------------------------------------------------------------------------------------------------------------------------------------------------------------------------------------------------------------------------------------------------------------------------------------------------------------------------------------------------------------------------------------------------------------------------------------------------------------------------------------------------------------------------------------------------------------------------------------------------------------------------------------------------------------------------------------------------------------------------------------------------------------------------------------------------------------------------------------------------------------------------------	------------------------------------------------------------------------------------------------------------------------------------------------------------------------------------------------------------------------------------------------------------------------------------------------------------------------------------------------------------------------------------------------------------------------------------------------------------------------------------------------------------------------------------------------------------------------------------------------------------------------------------------------------------------------------------------------------------------------------------------------------------------------------------------------------------------------------------------------------------------------------------------------------------------------------------------------------------------------------------------------------------------------------------------------------------------------------------------------------------------------------------------------------------------------------------------------------------	--------------------------------------------------------------------------------------------------------------------------------------------------------------------------------------------------------------------------------------------------------------------------------------------------------------------------------------------------------------------------------------------------------------------------------------------------------------------------------------------------------------------------------------------------------------------------------------------------------------------------------------------------------------------------------------------------------------------------------------------------------------------------------------------------------------------------------------------------------------------------------------------------------------------------------------------------------------------------------------------------------------------------------------------------------------------------------------------------------------------------------------------------------------------------------------------------------	----------------------------------------------------------------------------------------------------------------------------------------------------------------------------------------------------------------------------------------------------------------------------------------------------------------------------------------------------------------------------------------------------------------------------------------------------------------------------------------------------------------------------------------------------------------------------------------------------------------------------------------------------------------------------------------------------------------------------------------------------------------------------------------------------------------------------------------------------------------------------------------------------------------------------------------------------------------------------------------------------------------------------------------------------------------------------------------------------------------------------------------------------------------------------------------	-------------------------------------------------------------------------------------------------------------------------------------------------------------------------------------------------------------------------------------------------------------------------------------------------------------------------------------------------------------------------------------------------------------------------------------------------------------------------------------------------------------------------------------------------------------------------------------------------------------------------------------------------------------------------------------------------------------------------------------------------------------------------------------------------------------------------------------------------------------------------------------------------------------------------------------------------------------------------------------------------------------------------------------------------------------------------------------------------------------------------

### ALL-TIME RECORD VERSUS THE EASTERN & WESTERN CONFERENCE

<p><b>1970-71</b></p> <p>East.....23-15 West.....24-20</p> <p><b>1971-72</b></p> <p>East.....15-23 West.....15-29</p> <p><b>1972-73</b></p> <p>East.....4-42 West.....5-31</p> <p><b>1973-74</b></p> <p>East.....13-33 West.....12-24</p> <p><b>1974-75</b></p> <p>East.....19-27 West.....15-21</p> <p><b>1975-76</b></p> <p>East.....22-24 West.....24-12</p> <p><b>1976-77</b></p> <p>East.....28-12 West.....22-20</p> <p><b>1977-78</b></p> <p>East.....28-12 West.....27-15</p> <p><b>1978-79</b></p> <p>East.....25-15 West.....22-20</p> <p><b>1979-80</b></p> <p>East.....44-16</p>	<p>West.....15-7</p> <p><b>1980-81</b></p> <p>East.....42-16 West.....20-4</p> <p><b>1981-82</b></p> <p>East.....40-18 West.....18-6</p> <p><b>1982-83</b></p> <p>East.....44-14 West.....21-3</p> <p><b>1983-84</b></p> <p>East.....35-23 West.....17-7</p> <p><b>1984-85</b></p> <p>East.....40-18 West.....18-6</p> <p><b>1985-86</b></p> <p>East.....38-20 West.....16-8</p> <p><b>1986-87</b></p> <p>East.....29-29 West.....16-8</p> <p><b>1987-88</b></p> <p>East.....25-33 West.....11-13</p> <p><b>1988-89</b></p> <p>East.....31-25 West.....15-11</p> <p><b>1989-90</b></p>	<p>East.....37-17 West.....16-12</p> <p><b>1990-91</b></p> <p>East.....32-22 West.....12-16</p> <p><b>1991-92</b></p> <p>East.....23-33 West.....12-14</p> <p><b>1992-93</b></p> <p>East.....18-38 West.....8-18</p> <p><b>1993-94</b></p> <p>East.....17-39 West.....8-18</p> <p><b>1994-95</b></p> <p>East.....16-40 West.....8-18</p> <p><b>1995-96</b></p> <p>East.....12-42 West.....6-22</p> <p><b>1996-97</b></p> <p>East.....14-40 West.....8-20</p> <p><b>1997-98</b></p> <p>East.....16-38 West.....15-13</p> <p><b>1998-99</b></p> <p>East.....25-19 West.....3-3</p>	<p><b>1999-00</b></p> <p>East.....36-18 West.....13-15</p> <p><b>2000-01</b></p> <p>East.....40-14 West.....16-12</p> <p><b>2001-02</b></p> <p>East.....31-23 West.....12-16</p> <p><b>2002-03</b></p> <p>East.....35-19 West.....13-15</p> <p><b>2003-04</b></p> <p>East.....23-31 West.....10-18</p> <p><b>2004-05</b></p> <p>East.....33-19 West.....10-20</p> <p><b>2005-06</b></p> <p>East.....22-30 West.....16-14</p> <p><b>2006-07</b></p> <p>East.....24-28 West.....11-19</p> <p><b>2007-08</b></p> <p>East.....25-27 West.....15-15</p> <p><b>2008-09</b></p> <p>East.....25-27</p>	<p>West.....16-14</p> <p><b>2009-10</b></p> <p>East.....14-38 West.....13-17</p> <p><b>2010-11</b></p> <p>East.....25-27 West.....16-14</p> <p><b>2011-12</b></p> <p>East.....28-20 West.....7-11</p> <p><b>2012-13</b></p> <p>East.....22-30 West.....12-18</p> <p><b>2013-14</b></p> <p>East.....14-38 West.....5-25</p> <p><b>2014-15</b></p> <p>East.....12-40 West.....6-24</p> <p><b>2015-16</b></p> <p>East.....3-49 West.....7-23</p> <p><b>2016-17</b></p> <p>East.....19-33 West.....9-21</p>
----------------------------------------------------------------------------------------------------------------------------------------------------------------------------------------------------------------------------------------------------------------------------------------------------------------------------------------------------------------------------------------------------------------------------------------------------------------------------------------------------------------------------------------------------------------------------------------------------------------------------------	----------------------------------------------------------------------------------------------------------------------------------------------------------------------------------------------------------------------------------------------------------------------------------------------------------------------------------------------------------------------------------------------------------------------------------------------------------------------------------------------------------------------------------------------------------------------------------------------------------------------------	--------------------------------------------------------------------------------------------------------------------------------------------------------------------------------------------------------------------------------------------------------------------------------------------------------------------------------------------------------------------------------------------------------------------------------------------------------------------------------------------------------------------------------------------------------------------------------------------------------------------------	------------------------------------------------------------------------------------------------------------------------------------------------------------------------------------------------------------------------------------------------------------------------------------------------------------------------------------------------------------------------------------------------------------------------------------------------------------------------------------------------------------------------------------------------------------------------------------------------------------------------------------	-----------------------------------------------------------------------------------------------------------------------------------------------------------------------------------------------------------------------------------------------------------------------------------------------------------------------------------------------------------------------------------------------------------------------------------------------------------------------------------------------------------------------------------------

# HISTORY

## ALL-TIME HIGH & LOW SCORES

	HIGH	DATE	SITE	LOW	DATE	SITE
Tri/Mil/StL/Atlanta Hawks	144	2/23/61	at Philadelphia	68	12/27/51	at Syracuse
				68	1/30/53	at Milwaukee
				68	2/23/54	vs. Milwaukee
				68	2/26/54	at Milwaukee
Boston Celtics	150	3/6/70	at Philadelphia	65	3/28/04	at Boston
New Jersey/Brooklyn Nets	142	2/5/86	at Philadelphia	67	4/5/09	at New Jersey
Charlotte Bobcats/Hornets	125	2/7/94	at Philadelphia	66	4/5/95	at Charlotte
Chicago Bulls	145	11/18/66	at Boston	74	11/1/97	at Chicago
		11/10/82	at Philadelphia			
Cleveland Cavaliers	148	1/2/72	at Cleveland	67	1/15/94	at Cleveland
Dallas Mavericks	133	2/23/83	at Philadelphia	70	11/13/14	at Dallas
Denver Nuggets	149	3/30/90	at Philadelphia	75	2/23/95	at Denver
Fort Wayne/Detroit Pistons	162	2/8/63	at Detroit	64	1/12/50	at Fort Wayne
S.F./Golden State Warriors	163	3/10/63	at San Francisco	64	12/29/49	at Oakland
S.D./Houston Rockets	159	1/25/70	at Philadelphia	66	11/17/03	at Philadelphia
Indiana Pacers	134	11/7/84	at Philadelphia	69	12/14/12	vs. Philadelphia
Buf/S/D/L.A. Clippers	149	3/29/78	at Philadelphia	72	3/20/13	at Los Angeles
Minneapolis/L.A. Lakers	158	3/18/68	at Philadelphia	65	11/5/53	at Syracuse
Vancouver/Memphis Grizzlies	120	4/10/10	at Memphis	76	2/21/12	at Memphis
Miami Heat	139	2/22/89	at Miami	57	2/21/96	at Philadelphia
Milwaukee Bucks	143	3/3/69	at Milwaukee	74	3/12/11	at Milwaukee
Minnesota Timberwolves	119	2/9/10	at Philadelphia	74	10/30/01	at Minnesota
		1/24/92	at Philadelphia			
New Orleans Hornets/Pelicans	114	2/19/16	at New Orleans	72	11/11/07	at Philadelphia
New York Knicks	162	12/25/60	at New York	60	3/13/54	at New York
Seattle SuperSonics/Oklahoma City	160	12/20/67	at Seattle	73	1/2/98	at Seattle
Orlando Magic	129	2/26/90	at Philadelphia	70	1/14/95	at Orlando
Phoenix Suns	159	2/15/70	at Philadelphia	71	3/23/01	at Phoenix
Portland Trail Blazers	153	2/19/86	at Philadelphia	71	3/25/96	at Portland
K.C./Cinn./Roch./Sacramento Kings	147	3/19/71	at Philadelphia	63	12/10/49	at Philadelphia
San Antonio Spurs	135	1/7/81	at Philadelphia	68	12/7/15	at Philadelphia
		3/24/89	at Philadelphia			
Toronto Raptors	123	4/3/10	at Philadelphia	70	3/31/02	at Toronto
New Orleans/Utah Jazz	132	2/19/82	at Philadelphia	69	12/28/02	at Utah
Chi./Balt./Washington Wizards	149	12/7/62	vs. Chicago	75	2/9/74	at Capital
		2/24/67	at Pittsburgh			

### 76ERS HIGHEST SCORING GAMES

	DATE	W/L	SIXERS	OPP	SITE	OPP. CITY
1.	3/10/63	W	163	148	H	San Francisco
2.	2/8/63	W	162	135	A	Detroit
	12/25/60	W	162	100	H	New York
4.	12/20/67	W	160	122	A	Seattle
5.	1/25/70	W	159	131	H	San Diego
	2/15/70	W	159	125	H	Phoenix
7.	3/18/68	W	158	128	H	Los Angeles
8.	2/19/86	W	153	133	H	Portland
9.	3/2/63	W	152	128	H	Detroit
10.	3/6/70	W	150	134	H	Boston
	2/21/62	W	150	109	H	Philadelphia
	12/13/59	W	150	121	H	Philadelphia

### 76ERS LOWEST SCORING GAMES

*(includes only games since the shot clock was installed in 1954-55)*

	DATE	W/L	SIXERS	OPP	SITE	OPP. CITY
1.	2/21/96	L	57	66	H	Miami
2.	3/28/04	L	65	89	A	Boston
3.	1/25/55	L	66	69	H	Fort Wayne
	4/5/95	L	66	84	A	Charlotte
	11/17/03	L	66	74	H	Houston
	2/23/04	L	66	76	H	Detroit
7.	1/15/94	L	67	110	A	Cleveland
	2/19/99	L	67	78	H	New York
	4/5/09	L	67	96	A	New Jersey
10.	12/7/15	L	68	119	H	San Antonio



## OPPONENTS ALL-TIME HIGH & LOW SCORES

	HIGH	DATE	SITE	LOW	DATE	SITE
Tri/Mil/STL/Atlanta Hawks	149	1/30/93	at Atlanta	59	11/10/53	at Milwaukee
Boston Celtics	148	1/19/63	at Philadelphia	65	2/17/53	at Syracuse
New Jersey/Brooklyn Nets	141	4/4/17	at Philadelphia	77	12/14/10	at Philadelphia
Charlotte Bobcats	123	4/2/14	at Philadelphia	63	11/7/07	at Philadelphia
Chicago Bulls	148	11/19/71	at Philadelphia	67	3/14/01	at Chicago
Cleveland Cavaliers	131	3/20/73	at Cleveland	68	11/23/01	at Philadelphia
Dallas Mavericks	125	1/14/04	at Dallas	74	3/17/17	at Philadelphia
Denver Nuggets	134	2/27/82	at Denver	71	12/16/02	at Philadelphia
Fort Wayne/Detroit Pistons	146	1/12/63	at Syracuse	60	1/5/54	at Fort Wayne
S.F./Golden State Warriors	151	11/9/61	at Philadelphia	61	11/1/53	at Philadelphia
S.D./Houston Rockets	149	2/16/93	at Houston	73	12/8/99	at Philadelphia
Indiana Pacers	136	4/6/79	at Indiana	75	11/3/10	at Philadelphia
Buf/S/D/L.A. Clippers	130	12/27/75	at Buffalo	75	12/31/02	at Los Angeles
Minneapolis/L.A. Lakers	154	12/19/71	at Los Angeles	65	1/29/53	at Minneapolis
Vancouver/Memphis Grizzlies	120	12/13/14	at Philadelphia	79	12/9/00	at Vancouver
Miami Heat	128	11/20/92	at Philadelphia (30T)	66	2/21/96	at Philadelphia
Milwaukee Bucks	142	1/29/71	at Philadelphia	69	1/30/08	at Philadelphia
Minnesota Timberwolves	126	1/6/14	at Philadelphia	71	11/25/94	at Minnesota
Charlotte/New Orleans	136	2/27/92	at Charlotte	62	11/7/12	at New Orleans
New York Knicks	152	12/11/59	at New York	61	2/17/52	at Syracuse
Orlando Magic	129	2/17/95	at Orlando	61	2/4/13	at Philadelphia
Phoenix Suns	143	1/6/79	at Philadelphia (OT)	81	1/2/02	at Phoenix
Portland Trail Blazers	146	11/5/76	at Portland	60	3/6/03	at Portland
K.C./Cinn./Roch./Sacramento Kings	154	1/2/93	at Sacramento	63	1/14/51	at Syracuse
San Antonio Spurs	131	4/6/77	at San Antonio	71	2/11/11	at Philadelphia
Seattle/Oklahoma City	149	3/6/93	at Seattle	77	1/4/02	at Seattle
Toronto Raptors	128 (2x)	4/3/10	at Philadelphia	62	1/7/12	at Philadelphia
New Orleans/Utah Jazz	126	3/19/75	at Philadelphia	76	1/16/77	at Philadelphia
Chi./Balt./Washington Wizards	143	3/14/65	at Baltimore	73	11/16/99	at Washington

### TOP 10 OPPONENTS HIGHEST SCORING GAMES

	DATE	W/L	SIXERS	OPP	SITE	OPPONENT
1.	12/19/71	L	132	154	A	Los Angeles
	1/2/93	L	98	154	A	Sacramento
3.	12/11/59	L	121	152	A	New York
4.	11/9/61	L	108	151	A	Philadelphia
	2/13/70	L	106	151	H	New York (N.B.A.)
6.	1/30/93	L	123	149	A	Atlanta
	2/16/93	L	111	149	A	Houston
	3/6/93	L	93	149	A	Seattle
9.	3/10/63	W	163	148	H	San Francisco
	1/19/63	W (OT)	149	148	H	Boston
	11/19/71	L	104	148	H	Chicago

### TOP 10 OPPONENTS LOWEST SCORING GAMES

*(includes only games since the shot clock was installed in 1954-55)*

	DATE	W/L	SIXERS	OPP	SITE	OPPONENT
1.	3/6/03	W	88	60	A	Portland
2.	2/4/13	W	78	61	H	Orlando
3.	1/7/12	W	97	62	H	Toronto
	11/7/12	W	77	62	A	New Orleans
5.	11/7/07	W	94	63	H	Charlotte
6.	2/15/55	W	92	66	H	Milwaukee
	2/5/99	W	78	66	A	Charlotte
	2/21/96	L	57	66	H	Miami
9.	3/14/01	W	85	67	A	Chicago
	4/9/99	W	83	67	A	Boston
	11/24/00	W	76	67	A	Atlanta
	4/19/99	W	72	67	H	New York

# HISTORY

## ALL-TIME OVERTIME RECORD (BY OPPONENT)

### 76ERS OVERTIME STATISTICS

Most OT games in a season.....14 (1990-91, NBA Record)  
 Most OT wins in a season.....8 (1990-91, ties NBA record set by Milwaukee in 1977-78)  
 Most OT losses in a season.....8 (2010-11)  
 All-time OT record .....157-159

#### YEAR-BY-YEAR O.T. RECORD

SEASON	REC	H	A	N
1949-50	2-1	1-1	1-0	
1950-51	4-2	0-0	4-2	
1951-52	4-1	1-0	3-1	
1952-53	4-4	1-0	3-4	
1953-54	4-2	2-1	2-1	
1954-55	2-0	1-0	0-0	1-0
1955-56	3-4	1-4	2-0	
1956-57	3-0	0-0	1-0	2-0
1957-58	1-0	1-0	0-0	
1958-59	2-4	0-3	2-1	
1959-60	1-2	0-0	0-1	1-1
1960-61	0-4	0-1	0-2	0-1
1961-62	0-3	0-0	0-1	0-2
1962-63	1-0	1-0	0-0	
1963-64	1-0	1-0	0-0	
1964-65	1-2	0-1	0-1	1-0
1965-66	2-0	0-0	1-0	1-0
1966-67	3-0	1-0	2-0	
1967-68	1-2	0-2	1-0	
1968-69	1-3	1-1	0-2	
1969-70	0-2	0-1	0-1	
1970-71	2-1	0-0	2-1	
1971-72	0-3	0-2	0-1	
1972-73	0-1	0-0	0-0	0-1
1973-74	1-1	1-0	0-0	0-1
1974-75	2-2	1-2	1-0	
1975-76	3-2	2-1	1-1	
1976-77	2-1	2-0	0-1	
1977-78	2-4	2-1	0-3	
1978-79	3-2	2-1	1-1	
1979-80	4-2	0-0	4-2	
1980-81	4-2	2-0	2-2	
1981-82	3-3	1-1	2-2	
1982-83	5-0	4-0	1-0	
1983-84	5-4	2-0	3-4	
1984-85	1-3	0-2	1-1	
1985-86	5-4	2-2	3-2	
1986-87	4-3	4-2	0-1	
1987-88	2-7	2-2	0-5	
1988-89	2-2	2-2	0-0	
1989-90	2-3	1-0	1-3	
1990-91	8-6	5-2	3-4	
1991-92	1-2	1-2	0-0	
1992-93	3-5	2-2	1-3	
1993-94	2-3	2-1	0-2	
1994-95	1-4	1-3	0-1	
1995-96	1-1	0-0	1-1	
1996-97	1-3	0-2	1-1	
1997-98	0-3	0-1	0-2	
1998-99	3-3	2-1	1-2	
1999-00	5-0	3-0	2-0	
2000-01	3-3	0-3	3-0	
2001-02	2-0	2-0	0-0	
2002-03	4-3	3-2	1-1	
2003-04	2-3	1-1	1-2	
2004-05	4-3	4-1	0-2	
2005-06	4-3	4-2	0-1	
2006-07	5-2	4-0	1-2	
2007-08	1-2	0-1	1-1	
2008-09	3-0	0-0	3-0	
2009-10	2-3	1-2	1-1	
2010-11	2-8	2-2	0-6	
2011-12	1-2	0-2	1-0	
2012-13	2-1	2-1	0-0	
2013-14	4-1	4-0	0-1	
2014-15	1-4	0-3	1-1	
2015-16	0-4	0-3	0-1	
<b>Totals</b>	<b>157-159</b>	<b>85-70</b>	<b>66-83</b>	<b>6-6</b>

#### ATLANTA HAWKS (6-10)

DATE	W/L	76ERS	OPP	OT	H/A
03/18/50	W	89	88	OT	A
12/01/53	W	76	69	OT	A
03/11/59	L	130	132	OT	H
01/15/60	L	140	141	OT	A
03/31/78	L	110	111	OT	A
03/11/80	W	102	97	OT	A
12/02/80	L	108	112	OT	A
11/02/85	L	113	114	OT	A
03/05/86	L	114	122	OT	H
04/15/88	L	101	103	OT	H
03/12/91	W	133	129	2OT	A
04/11/95	L	106	110	OT	H
01/29/98	L	99	109	OT	A
03/27/99	L	99	103	OT	A
04/06/04	W	103	100	OT	A
04/08/07	W	109	104	OT	H

#### BOSTON CELTICS (15-11)

DATE	W/L	76ERS	OPP	OT	H/A
02/02/51	L	90	96	OT	A
03/11/54	W	97	95	OT	H
01/07/56	L	99	105	OT	H
02/01/59	L	137	139	OT	A
01/05/60	W	145	143	OT	H
01/12/61	L	118	124	OT	H
03/12/61	L	134	136	OT	H
01/19/63	W	149	148	OT	H
03/08/67	W	115	113	OT	A
11/30/68	L	113	117	OT	H
02/09/69	L	117	122	OT	A
01/05/74	L	102	108	OT	N
03/20/76	L	96	103	OT	H
11/01/80	W	117	113	OT	H
12/19/81	W	123	118	OT	H
04/11/82	L	109	110	OT	H
11/06/82	W	119	115	2OT	H
12/04/83	W	121	114	OT	A
03/25/84	W	119	114	2OT	H
04/05/87	W	106	104	OT	H
03/28/89	W	117	115	OT	A
03/27/94	L	122	124	OT	A
01/22/97	W	127	125	OT	A
03/24/00	W	117	115	2OT	H
01/13/06	W	125	124	3OT	H
12/07/12	W	95	94	OT	H

#### BROOKLYN NETS (5-10)

DATE	W/L	76ERS	OPP	OT	H/A
03/17/81	L	120	126	OT	A
02/21/84	L	116	119	OT	A
02/17/89	L	127	129	OT	H
11/03/90	W	112	110	OT	H
03/26/91	L	95	98	OT	A
01/15/93	L	105	110	OT	A
03/08/95	L	108	115	OT	H
01/17/97	L	103	105	OT	H
03/12/99	W	100	93	OT	H
11/10/04	W	108	100	OT	H
02/07/05	L	97	107	OT	A
02/05/07	W	100	98	OT	H
12/01/07	L	92	94	OT	A
1/25/12	L	90	97	OT	H
12/20/13	W	121	120	OT	H

#### CHARLOTTE HORNETS (1-4)

DATE	W/L	76ERS	OPP	OT	H/A
01/16/89	L	122	127	OT	H
03/19/92	L	116	123	OT	H
04/09/94	L	122	127	OT	H
05/04/99	L	110	117	OT	A
12/21/10	W	96	92	OT	H

#### CHICAGO BULLS (9-4)

DATE	W/L	76ERS	OPP	OT	H/A
12/28/77	W	129	125	OT	H
11/17/79	L	103	106	OT	A
12/12/81	W	117	114	OT	A
01/17/86	W	120	118	OT	A
04/10/87	W	98	96	OT	H
01/17/88	L	109	119	OT	H
04/07/91	W	114	111	OT	A
12/08/93	W	95	88	OT	H
02/12/03	W	119	111	OT	H
12/2/08	W	103	95	OT	A
02/03/10	W	106	103	OT	H
03/11/15	L	95	104	OT	H
01/14/16	L	111	115	OT	H

#### CLEVELAND CAVALIERS (6-5)

DATE	W/L	76ERS	OPP	OT	H/A
01/12/73	L	109	113	2OT	N
02/11/81	W	122	120	OT	H
02/23/84	L	109	116	OT	A
03/17/86	W	118	112	OT	A
02/05/92	L	108	110	OT	H
12/03/99	W	102	100	OT	A
03/14/00	W	98	97	OT	A
11/15/03	L	88	91	OT	A
1/24/07	W	118	115	2OT	A
04/15/09	W	111	110	OT	A
11/09/13	L	125	127	2OT	A

#### DALLAS MAVERICKS (1-2)

DATE	W/L	76ERS	OPP	OT	H/A
12/29/82	W	126	116	OT	A
02/15/84	L	116	119	2OT	A
01/14/04	L	122	125	2OT	A

#### DENVER NUGGETS (2-0)

DATE	W/L	76ERS	OPP	OT	H/A
03/09/77	W	129	125	2OT	H
11/15/78	W	109	103	OT	H
1/18/12	L	104	108	OT	H

#### DETROIT PISTONS (12-10)

DATE	W/L	76ERS	OPP	OT	H/A
03/06/52	W	83	81	2OT	A
03/04/53	W	75	73	OT	A
02/06/54	W	93	87	OT	H
11/05/55	W	114	113	OT	H
02/27/56	W	98	95	OT	A
12/04/56	W	97	96	OT	N
02/11/59	L	114	118	OT	H
01/05/62	L	135	138	OT	H
01/22/65	W	109	103	OT	N
11/07/69	L	128	134	2OT	A
12/19/75	W	115	114	OT	A
02/21/79	L	99	106	OT	A
11/14/84	L	133	137	OT	H
10/30/85	W	132	125	OT	H
02/15/86	L	133	134	OT	A
02/11/87	L	113	123	OT	H
03/02/90	L	112	115	OT	H
05/05/99	W	105	100	OT	H
12/20/99	W	122	121	OT	H
01/08/03	L	94	103	OT	H
01/08/11	L	109	112	OT	A
12/06/14	W	108	101	OT	A

#### GOLDEN ST. WARRIORS (7-10)

DATE	W/L	76ERS	OPP	OT	H/A
12/28/50	L	88	91	OT	A
01/25/52	L	94	95	OT	A
11/01/52	L	84	86	OT	A
02/11/54	L	74	76	2OT	A
01/19/55	W	98	97	OT	A
10/27/56	W	109	103	2OT	H
12/29/56	W	104	103	OT	A





### ALL-TIME OVERTIME RECORD (BY OPPONENT)

#### GOLDEN ST. WARRIORS (CONT.)

01/13/60	L	131	132	OT	H
01/21/62	L	132	139	OT	N
11/12/63	W	106	102	OT	H
12/18/65	W	120	116	OT	A
03/03/77	L	119	121	OT	A
11/25/77	W	125	119	OT	H
01/18/91	L	138	141	OT	H
01/03/97	L	114	122	OT	A
11/24/07	L	98	100	OT	H
03/06/11	W	125	117	OT	H

#### HOUSTON ROCKETS (5-3)

DATE	W/L	76ERS	OPP	OT	H/A
11/24/68	L	128	135	OT	A
12/01/73	W	108	106	OT	H
04/05/76	W	130	129	OT	H
12/03/77	L	116	120	OT	A
01/06/90	L	119	124	OT	A
01/24/01	W	85	84	OT	A
01/15/02	W	112	106	OT	H
11/13/13	W	123	117	OT	H

#### INDIANA PACERS (9-7)

DATE	W/L	76ERS	OPP	OT	H/A
12/10/77	L	108	114	OT	A
11/03/79	W	120	114	2OT	A
11/27/81	W	124	112	OT	A
04/08/83	W	126	118	OT	H
10/29/83	W	124	112	OT	A
11/04/86	L	121	125	2OT	A
01/27/93	L	125	127	OT	H
01/14/94	W	104	102	OT	H
01/28/95	L	103	106	OT	A
01/28/98	L	90	93	OT	H
04/17/01	W	111	105	OT	A
01/06/03	L	104	105	OT	H
11/12/05	W	106	104	OT	H
4/21/12	W	109	106	OT	A
11/9/16	L	115	122	OT	A
11/11/16	W	109	105	OT	H

#### L.A. CLIPPERS (3-3)

DATE	W/L	76ERS	OPP	OT	H/A
02/04/75	W	111	105	OT	A
11/13/83	W	124	116	OT	H
11/06/02	W	101	99	OT	H
11/18/06	L	97	103	OT	A
12/19/09	L	101	112	OT	H
02/08/16	L	92	98	OT	H

#### L.A. LAKERS (8-9)

DATE	W/L	76ERS	OPP	OT	H/A
12/05/51	W	83	81	OT	A
01/17/52	W	110	105	3OT	H
01/23/52	W	99	97	OT	A
12/15/55	L	133	135	3OT	H
12/11/58	W	101	99	OT	A
12/06/61	L	121	123	OT	A
12/05/67	L	122	128	OT	H
02/17/68	W	135	134	2OT	A
02/05/75	L	110	113	2OT	H
02/26/82	L	114	116	2OT	A
01/05/83	W	122	120	OT	H
02/23/86	L	111	117	OT	H
02/22/87	L	110	112	OT	H
03/05/93	L	97	101	OT	A
01/21/95	W	117	113	OT	H
12/20/02	W	107	104	OT	H
03/30/15	L	111	113	OT	H

#### MEMPHIS GRIZZLIES (3-3)

DATE	W/L	76ERS	OPP	OT	H/A
01/05/96	L	102	103	OT	A
03/24/99	W	95	90	OT	A
01/20/06	W	89	86	OT	H
03/02/07	W	117	112	OT	H
12/13/14	L	115	120	OT	H
11/23/16	L	99	104	OT	H

#### MIAMI HEAT (6-0)

DATE	W/L	76ERS	OPP	OT	H/A
03/15/91	W	105	103	OT	H
11/20/92	W	129	128	3OT	H
01/20/93	W	115	112	OT	A
04/14/05	W	126	119	OT	H
01/19/07	W	98	95	OT	H
02/23/08	W	101	96	OT	A

#### MILWAUKEE BUCKS (10-8)

DATE	W/L	76ERS	OPP	OT	H/A
10/31/69	L	125	129	OT	H
12/04/70	L	122	128	OT	A
12/13/74	W	93	89	OT	H
02/18/79	W	110	107	OT	H
11/06/79	W	118	117	OT	A
03/30/82	L	114	116	OT	A
03/23/83	W	104	101	OT	H
01/05/84	W	103	102	OT	A
12/03/86	W	115	110	OT	H
02/11/88	W	119	113	OT	H
02/21/88	L	115	120	OT	A
12/04/90	W	109	108	OT	H
01/03/00	W	124	120	OT	H
11/09/02	L	105	110	OT	A
11/01/05	L	108	117	OT	H
11/04/11	L	87	93	OT	A
11/22/13	W	115	107	OT	H
4/10/16	L	108	109	OT	H

#### MINNESOTA TIMBERWOLVES (1-5)

DATE	W/L	76ERS	OPP	OT	H/A
11/10/89	L	118	125	OT	A
02/03/91	L	102	110	2OT	A
12/11/00	L	91	96	OT	H
12/12/05	W	90	89	OT	H
01/05/07	L	102	104	OT	A
1/18/10	L	103	108	OT	A

#### NEW ORLEANS PELICANS (0-2)

DATE	W/L	76ERS	OPP	OT	H/A
11/05/03	L	99	106	OT	H
01/28/05	L	95	99	OT	A

#### NEW YORK KNICKS (8-18)

DATE	W/L	76ERS	OPP	OT	H/A
01/06/51	W	87	85	OT	A
12/16/52	L	93	98	OT	A
01/03/53	L	77	85	OT	A
11/22/53	L	80	84	OT	H
12/26/54	W	97	92	OT	H
01/29/56	L	95	99	OT	H
02/21/56	W	108	107	2OT	A
03/04/56	L	111	118	2OT	H
12/25/57	W	134	130	OT	H
02/15/61	L	127	129	OT	A
03/09/65	L	122	124	OT	A
01/03/67	W	148	142	OT	A
01/22/69	W	140	137	2OT	H
03/04/72	L	115	118	OT	A
02/14/76	L	97	101	OT	A
03/09/85	L	129	131	2OT	A
03/04/88	L	108	110	OT	A
01/21/91	L	116	117	OT	A
04/16/91	L	99	108	OT	A
02/08/93	L	115	120	OT	H
12/05/94	L	96	101	OT	H
03/12/04	W	99	94	2OT	H
12/17/04	L	107	113	OT	H
11/26/05	L	102	105	OT	A
10/31/09	W	141	127	OT	A
01/18/16	L	113	119	2OT	A

#### OKLAHOMA CITY THUNDER (5-5)

DATE	W/L	76ERS	OPP	OT	H/A
11/29/74	L	119	121	OT	H
02/27/80	W	101	98	OT	A
01/02/81	W	120	117	OT	A
12/30/83	L	93	97	OT	A
01/21/87	W	129	123	OT	H
02/16/90	W	100	96	OT	H
02/19/91	W	107	104	OT	H
03/09/11	L	105	110	OT	H
11/24/12	L	109	116	OT	H
03/04/15	L	118	123	OT	L

#### ORLANDO MAGIC (3-4)

DATE	W/L	76ERS	OPP	OT	H/A
01/18/93	W	124	118	OT	H
02/02/01	L	117	123	2OT	H
03/31/03	W	118	113	OT	A
01/26/06	L	115	119	OT	H
01/18/11	L	98	99	OT	A
12/03/13	W	126	125	2OT	H
3/20/17	L	109	112	OT	A

#### PHOENIX SUNS (3-2)

DATE	W/L	76ERS	OPP	OT	H/A
------	-----	-------	-----	----	-----

12/22/70	W	133	129	OT	A
10/29/71	L	135	137	2OT	H
01/06/79	L	139	143	OT	H
11/23/84	W	119	117	OT	A
04/03/02	W	89	83	OT	H

#### PORTLAND TRAIL BLAZERS (4-2)

DATE	W/L	76ERS	OPP	OT	H/A
12/20/70	W	134	132	OT	A
01/01/86	W	121	119	OT	A
12/06/91	W	105	102	OT	H
12/26/92	L	115	121	OT	A
03/23/09	W	114	108	OT	A
3/9/17	L	108	114	OT	A

#### SACRAMENTO KINGS (7-8)

DATE	W/L	76ERS	OPP	OT	H/A
12/16/50	W	79	75	OT	A
02/05/53	W	83	79	OT	H
01/16/54	W	95	93	3OT	A
12/20/58	L	120	121	OT	H
01/08/59	W	145	138	3OT	A
10/27/60	L	140	143	OT	A
12/11/65	W	135	132	OT	N
03/19/68	L	130	131	OT	H
12/10/71	L	106	113	OT	H
04/01/77	W	111	105	OT	H
03/20/85	L	117	118	OT	H
11/28/87	L	114	115	OT	A
02/16/94	L	92	94	OT	A
12/30/00	W	107	104	OT	A
03/27/11	L	111	114	OT	H

#### SAN ANTONIO SPURS (2-2)

DATE	W/L	76ERS	OPP	OT	H/A
11/29/78	W	120	114	OT	A
02/24/88	L	121	123	OT	A
01/07/91	L	102	111	OT	H
02/15/06	W	103	100	OT	H

#### TORONTO RAPTORS (2-2)

DATE	W/L	76ERS	OPP	OT	H/A
04/21/96	W	109	105	OT	A
01/21/01	L	106	110	OT	H
04/03/10	L	123	128	OT	H
01/18/13	W	108	101	OT	H

#### UTAH JAZZ (0-4)

DATE	W/L	76ERS	OPP	OT	H/A
10/22/77	L	103	104	OT	H
01/13/97	L	96	97	OT	H
01/06/98	L	95	98	OT	A
03/14/11	L	107	112	OT	A

#### WASHINGTON WIZARDS (10-6)

DATE	W/L	76ERS	OPP	OT	H/A
10/22/64	L	135	138	OT	H
01/06/67	W	121	115	OT	H
11/15/75	W	110	109	3OT	H
03/20/80	L	113	119	OT	A
10/11/80	W	126	120	2OT	A
12/04/85	W	115	110	OT	H
01/25/88	L	117	118	OT	A
04/13/88	W	98	97	OT	H
02/01/89	W	114	110	OT	H
03/24/90	W	114	112	OT	A
11/16/90	W	115	102	OT	H
12/26/90	W	106	105	OT	A
03/07/99	L	95	103	OT	H
11/26/04	W	116	114	OT	H
11/02/10	L	115	115	OT	A
11/23/10	L	114	116	OT	A

# HISTORY

## LONGEST WINNING & LOSING STREAK

### LONGEST SINGLE-SEASON WINNING STREAKS

WIN STREAK / OVERALL		
STREAK	BEGIN	END
14	12/21/1982	01/21/1983
13	12/22/1984	01/16/1985
12	11/12/1949	12/08/1949
12	10/15/1980	11/11/1980
12	01/13/1990	02/05/1990
11	03/03/1966	03/20/1966
11	11/24/1966	12/10/1966
11	12/13/1966	01/04/1967
10	11/15/1977	11/30/1977
10	11/13/1980	11/29/1980
10	12/03/1980	12/26/1980
10	12/03/1982	02/23/1982
10	11/10/1981	12/01/1981
10	02/06/1983	03/01/1983
10	10/31/2000	11/20/2000

### WIN STREAK / HOME GAMES

STREAK	BEGIN	END
25	12/17/1977	04/05/1978
24	11/27/1982	03/23/1983
22	10/15/1966	01/20/1967
22	11/15/1980	02/11/1981
20	11/02/1952	01/22/1953

### WIN STREAK / ROAD GAMES

STREAK	BEGIN	END
13	12/08/2000	01/28/2001
11	10/15/1980	11/26/1980
10	12/14/1984	01/15/1985
8	12/13/1966	01/18/1967
7	10/31/1981	12/01/1981
7	12/26/1982	01/18/1983

### LONGEST SINGLE-SEASON LOSING STREAKS

LOSING STREAK / OVERALL		
STREAK	BEGIN	END
26	01/31/2014	03/27/2014
20	01/09/1973	02/11/1973
18	10/28/2015	11/29/2015
17	10/29/2014	12/01/2014
15	10/10/1972	11/10/1972
15	02/09/1994	03/11/1994
14	12/07/1972	01/06/1973
13	02/08/2016	03/09/2016
13	03/02/1973	03/25/1973
13	12/28/1996	01/20/1997
12	3/12/2016	04/02/2016
12	12/02/2015	12/23/2015
12	11/20/2009	12/11/2009
12	11/25/2006	12/20/2006
11	11/14/1995	12/05/1995
10	03/27/2015	04/15/2015
10	03/15/1994	04/03/1994
10	12/04/1996	12/21/1996

### LOSING STREAKS / HOME GAMES

STREAK	BEGIN	END
18	01/17/2014	03/21/2014
14	11/01/2014	12/19/2014
12	12/09/1996	01/24/1997
11	02/09/1994	04/03/1994
10	11/17/2006	12/16/2006
10	10/11/1972	12/01/1972
10	12/08/1972	02/03/1973

### LOSING STREAKS/ ROAD GAMES

STREAK	BEGIN	END
20	12/28/1987	03/04/1988
16	01/14/2015	03/24/2015
15	01/09/1973	03/20/1973
15	01/02/2013	03/21/2013
13	02/01/2014	03/31/2014
13	11/09/2013	12/28/2013
12	10/10/1972	11/19/1972
11	12/21/1973	02/09/1974

### LONGEST 76ERS WINNING STREAKS

Overall 2-season .....	(18) 3/3/66 to 11/4/66; last 11 games in 1965-66 and first 7 games in 1966-67
Same Season .....	(14) 12/21/82 to 1/21/83
Home.....	(36) 1/14/66 to 1/20/67
Road .....	(13) 12/8/00 to 1/28/01
Neutral .....	(14) 3/3/67 to 12/8/68
Start of Season .....	(10) 10/31/00 to 11/20/00
End of Season .....	(11) 3/3/66 to 3/20/66

### LONGEST 76ERS LOSING STREAKS

Overall 2-season .....	(28) 03/27/15 to 11/29/15; last 10 games in 2014-15 and first 18 games in 2015-16
Overall .....	(26) 1/31/14 to 3/27/14
Home.....	(18) 1/17/14 to 3/21/14
Road .....	(20) 12/28/87 to 3/4/88
Neutral .....	(8) 11/24/72 to 2/23/73
Start of Season .....	(18) 10/28/15 to 11/29/15
End of Season.....	(13) 3/2/73 to 3/25/73



## YEAR-BY-YEAR TOTAL ATTENDANCE

SEASON.....	REGULAR SEASON		PLAYOFFS		OVERALL	HOME	
	GP	TOTAL	GP	TOTAL	TOTAL	BIGGEST CROWD	
1963-64.....	80	352,813	4,410	5	30,087	382,900	6,850
1964-65.....	80	478,728	5,984	11	111,884	590,612	11,182
1965-66.....	80	632,493	7,906	5	53,458	685,951	10,834
1966-67.....	81	714,344	8,819	15	159,495	873,829	13,007
1967-68.....	82	788,482	9,616	13	171,191	959,673	15,332
1968-69.....	82	715,325	8,723	5	66,407	781,732	15,244
1969-70.....	82	647,177	7,899	5	61,690	708,867	15,244
1970-71.....	82	669,620	8,166	7	56,563	726,183	15,244
1971-72.....	82	674,382	8,224	—	—	674,382	15,304
1972-73.....	82	522,795	6,376	—	—	522,795	10,052
1973-74.....	82	508,288	6,198	—	—	508,288	8,988
1974-75.....	82	664,051	8,098	—	—	664,051	12,237
1975-76.....	82	955,864	11,657	3	39,488	999,352	18,516
1976-77.....	82	1,265,943	15,438	19	305,050	1,570,993	18,276
1977-78.....	82	1,244,053	15,171	10	171,233	1,415,286	18,276
1978-79.....	82	1,100,983	13,427	9	120,522	1,221,505	18,276
1979-80.....	82	1,057,224	12,893	18	299,164	1,356,388	18,276
1980-81.....	82	1,031,692	12,582	16	212,547	1,244,239	18,276
1981-82.....	82	1,082,222	13,198	21	318,558	1,400,780	18,364
1982-83.....	82	1,268,425	15,469	13	216,641	1,485,066	18,482
1983-84.....	82	1,197,350	14,602	5	77,005	1,274,355	17,921
1984-85.....	82	1,204,455	14,688	13	171,371	1,375,826	17,921
1985-86.....	82	1,104,429	13,469	12	155,189	1,259,568	17,941
1986-87.....	82	1,266,995	15,451	5	62,981	1,329,976	17,967
1987-88.....	82	1,098,116	13,392	—	—	1,098,116	18,168
1988-89.....	82	1,213,533	14,799	3	55,418	1,268,951	18,168
1989-90.....	82	1,242,986	15,158	10	177,442	1,420,428	18,168
1990-91.....	82	1,294,624	15,788	8	137,159	1,431,783	18,168
1991-92.....	82	1,248,972	15,231	—	—	1,248,972	18,168
1992-93.....	82	1,159,652	14,142	—	—	1,159,652	18,168
1993-94.....	82	1,176,196	14,344	—	—	1,176,196	18,168
1994-95.....	82	1,173,665	14,313	—	—	1,173,665	18,168
1995-96.....	82	1,213,440	14,798	—	—	1,213,440	18,168
1996-97.....	82	1,349,085	16,452	—	—	1,349,085	21,061
1997-98.....	82	1,368,957	16,695	—	—	1,368,957	21,305
1998-99.....	50	894,843	17,897	8	148,328	1,043,171	20,930
1999-00.....	82	1,467,532	17,897	10	185,772	1,653,304	21,060
2000-01.....	82	1,567,588	19,117	23	463,716	2,031,304	21,087
2001-02.....	82	1,610,514	19,640	5	97,465	1,707,979	20,797
2002-03.....	82	1,561,842	19,047	12	239,884	1,801,726	20,254
2003-04.....	82	1,512,708	18,448	—	—	1,512,708	20,804
2004-05.....	82	1,467,971	17,902	5	99,029	1,567,000	21,068
2005-06.....	82	1,440,987	17,573	—	—	1,440,987	20,652
2006-07.....	82	1,340,443	16,347	—	—	1,340,443	20,577
2007-08.....	82	1,316,181	16,051	6	117,510	1,433,691	20,730
2008-09.....	82	1,358,729	16,567	4	102,030	1,460,759	20,484
2009-10.....	82	1,275,669	15,557	—	—	1,275,669	20,809
2010-11.....	82	1,308,217	15,954	5	99,152	1,407,369	20,614
2011-12.....	66	1,130,832	17,134	13	262,919	1,393,751	20,694
2012-13.....	82	1,395,663	17,020	—	—	1,395,663	20,665
2013-14.....	82	1,283,725	15,655	—	—	1,283,725	20,856
2014-15.....	82	1,295,614	15,800	—	—	1,295,614	19,523
2015-16.....	82	1,327,291	16,186	—	—	1,327,291	20,798
2016-17.....	82	1,416,126	17,269	—	—	1,416,126	20,698

### TOP-5 LARGEST HOME CROWDS AT THE CENTER

ALL-GAMES		REGULAR SEASON ONLY		PLAYOFFS ONLY	
21,305	Chicago ..... 04/17/98	21,305	Chicago ..... 04/17/98	21,087	Milwaukee ..... 05/30/01
21,257	Washington ..... 04/16/03	21,257	Washington ..... 04/16/03	21,046	Milwaukee ..... 06/03/01
21,127	LA Lakers ..... 12/20/02	21,127	LA Lakers ..... 12/20/02	20,998	Milwaukee ..... 05/24/01
21,104	Chicago ..... 01/15/98	21,104	Chicago ..... 01/15/98	20,969	Indiana ..... 05/19/00
21,087	Milwaukee* ..... 05/30/01	21,068	Sacramento ..... 02/26/05	20,939	Toronto ..... 05/16/01

# HISTORY

## ATTENDANCE FIGURES (HOME/ROAD BREAKDOWN)

HOME GAMES						ROAD GAMES						
HOME	GP	TOTAL	AVG.	PO	PO TOTAL	ALL GP	GP	TOTAL	AVG.	PO	PO TOTAL	ALL GP
1963-64	30	108,271	3,609	2	8,765	117,036	43	221,746	5,157	3	21,322	243,068
1964-65	25	108,729	4,349	5	43,517	152,246	48	334,403	6,967	6	68,367	402,770
1965-66	25	145,372	5,804	3	25,640	171,012	48	438,354	9,132	2	27,818	466,172
1966-67	30	246,275	8,224	8	78,275	324,550	43	403,889	9,393	7	81,220	485,109
1967-68	35	304,631	8,704	7	78,941	383,572	47	483,851	10,295	6	92,250	576,101
1968-69	34	361,161	10,622	3	38,639	399,800	45	339,152	7,537	2	27,768	366,920
1969-70	38	311,976	8,210	2	29,450	341,426	44	335,201	7,618	3	32,240	367,441
1970-71	39	336,815	8,636	3	26,607	363,422	43	332,805	7,739	4	29,956	362,761
1971-72	37	326,493	8,824	—	—	326,493	41	321,043	7,830	—	—	321,043
1972-73	31	182,921	5,901	—	—	182,921	41	305,142	7,442	—	—	305,142
1973-74	37	171,159	4,626	—	—	171,159	41	321,233	7,835	—	—	321,233
1974-75	41	296,721	7,237	—	—	296,721	41	367,330	8,959	—	—	367,330
1975-76	41	509,699	12,432	2	27,439	537,138	41	446,165	10,882	1	12,049	458,214
1976-77	41	632,949	15,438	0	174,115	807,064	41	632,994	15,438	9	130,935	763,929
1977-78	41	644,456	15,718	5	79,124	723,580	41	599,597	14,624	5	92,109	691,706
1978-79	41	506,485	12,353	4	52,324	558,809	41	594,488	14,500	5	68,198	662,728
1979-80	41	479,727	11,701	9	151,060	630,787	41	577,497	14,085	9	148,104	725,601
1980-81	41	469,355	11,448	8	109,190	578,545	41	562,337	13,715	8	103,357	665,694
1981-82	41	506,847	12,362	10	162,904	669,751	41	575,375	14,034	11	155,654	731,029
1982-83	41	646,788	15,775	7	22,615	769,403	41	621,637	15,162	6	91,026	712,663
1983-84	41	588,139	14,345	3	44,457	632,596	41	609,211	14,859	2	32,548	745,211
1984-85	41	572,569	13,965	6	81,256	653,825	41	631,886	15,412	7	90,115	722,001
1985-86	41	513,459	12,523	6	81,206	594,665	41	590,970	14,414	6	73,933	664,903
1986-87	41	587,748	14,335	2	29,825	617,573	41	679,247	16,567	3	33,156	712,403
1987-88	41	513,113	12,515	—	—	513,113	41	585,003	14,268	—	—	585,003
1988-89	41	558,292	13,617	1	16,236	576,460	41	655,241	15,981	2	39,182	694,423
1989-90	41	574,710	14,017	5	87,991	662,701	41	668,276	16,299	5	89,451	757,727
1990-91	41	634,210	15,469	3	51,921	686,131	41	660,414	16,108	5	85,238	745,652
1991-92	41	574,128	14,003	—	—	574,128	41	674,844	16,460	—	—	674,844
1992-93	41	515,284	12,568	—	—	515,284	41	644,368	15,716	—	—	644,368
1993-94	41	509,444	12,425	—	—	509,444	41	666,752	16,262	—	—	666,752
1994-95	41	507,809	12,386	—	—	507,809	41	665,856	16,240	—	—	665,856
1995-96	41	489,327	11,935	—	—	489,327	41	724,113	17,661	—	—	724,113
1996-97	41	626,478	15,280	—	—	626,478	41	722,607	17,265	—	—	722,607
1997-98	41	655,417	15,986	—	—	655,417	41	713,540	17,403	—	—	713,540
1998-99	25	436,444	17,458	4	83,198	519,642	25	458,399	18,336	4	65,130	523,529
1999-00	41	756,929	18,462	5	104,028	860,957	41	710,603	17,332	5	81,744	792,347
2000-01	41	805,692	19,651	13	271,595	1,077,287	41	761,896	18,583	10	192,121	954,017
2001-02	41	842,976	20,560	2	41,593	884,569	41	767,538	18,720	3	55,872	823,410
2002-03	41	807,097	19,685	6	121,523	928,620	41	754,745	18,408	6	118,361	873,106
2003-04	41	788,128	19,223	—	—	788,128	41	724,580	17,673	—	—	724,580
2004-05	41	732,686	17,870	2	32,801	765,487	41	735,285	17,934	3	66,228	801,513
2005-06	41	677,278	16,519	—	—	677,278	41	763,709	18,627	—	—	763,709
2006-07	41	608,603	14,844	—	—	608,603	41	731,840	17,850	—	—	731,840
2007-08	41	609,675	14,870	3	51,282	660,957	41	609,675	14,870	3	66,228	675,903
2008-09	41	647,898	15,802	3	49,647	697,545	41	710,831	17,337	3	52,383	763,214
2009-10	41	583,219	14,225	—	—	583,219	41	692,450	16,889	—	—	692,450
2010-11	41	604,823	14,752	2	39,452	644,275	41	703,394	17,156	3	59,700	763,094
2011-12	33	577,597	17,503	6	122,320	699,917	33	553,235	16,765	7	140,599	693,834
2012-13	41	685,412	16,717	—	—	685,412	41	710,251	17,323	—	—	710,251
2013-14	41	568,632	13,869	—	—	568,632	41	715,093	17,441	—	—	715,093
2014-15	41	571,342	13,935	—	—	571,342	41	724,272	17,665	—	—	724,272
2015-16	41	610,121	14,881	—	—	610,121	41	717,170	17,492	—	—	717,170
2016-17	41	710,557	17,331	—	—	710,557	41	705,569	17,209	—	—	705,569

### BIGGEST & SMALLEST CROWDS

Biggest 76ers home crowd, ever.....	21,305 76ers vs. Chicago, April 17, 1998
Biggest 76ers home crowd, playoffs.....	21,087, 76ers vs. Milwaukee May 30, 2001
Smallest crowd, playoffs.....	4,255, 76ers vs. Cincinnati, March 28, 1964
Biggest 76ers crowd anywhere.....	52,745 at Pontiac, Michigan, February 14, 1987
Smallest Spectrum crowd.....	2,058, 76ers vs. Buffalo, February 6, 1974
Smallest Wells Fargo Center crowd.....	9,317 76ers vs. Charlotte, November 7, 2007



## TRIPLE-DOUBLES (SINCE 1979-80)

PLAYER	DATE	OPPONENT	STATISTICS
Michael Carter-Williams	11/29/14	vs. Dallas	18 points, 10 rebounds, 16 assists
Michael Carter-Williams	12/13/14	vs. Memphis	16 points, 11 rebounds, 11 assists
Michael Carter-Williams	1/30/15	vs. Minnesota	17 points, 10 rebounds, 10 assists
Tony Wroten	11/13/13	vs. Houston	18 points, 10 rebounds, 11 assists
Michael Carter-Williams	12/3/13	vs. Orlando	27 points, 13 rebounds, 10 assists
Michael Carter-Williams	3/10/14	at New York	23 points, 13 rebounds, 10 assists
Jrue Holiday	1/2/13	at Phoenix	16 points, 10 rebounds, 10 assists
Andre Iguodala	1/28/12	vs. Detroit	10 points, 10 rebounds, 10 assists
Andre Iguodala	3/6/11	vs. Golden State	15 points, 11 rebounds, 10 assists
Andre Iguodala	3/4/11	vs. Minnesota	22 points, 13 assists, 10 rebounds
Andre Iguodala	2/16/11	at Houston	13 points, 12 rebounds, 10 assists
Jrue Holiday	2/2/11	at New Jersey	11 points, 11 assists, 10 rebounds
Andre Miller	12/20/08	vs. Indiana	14 points, 12 assists, 10 rebounds
Andre Miller	4/4/09	vs. Detroit	21 points, 12 assists, 10 rebounds
Andre Iguodala	3/7/07	vs. Seattle	25 points, 11 rebounds, 10 assists
Andre Iguodala	2/2/07	vs. Golden State	25 points, 10 rebounds, 13 assists
Andre Miller	1/26/07	vs. Cleveland	12 points, 12 rebounds, 13 assists
Andre Iguodala	11/22/06	vs. Milwaukee	10 points, 10 rebounds, 10 assists
Andre Iguodala	3/23/05	vs. Detroit	10 points, 10 rebounds, 10 assists
Eric Snow	2/26/03	vs. Memphis	22 points, 10 rebounds, 11 assists
Allen Iverson	1/7/02	vs. LA Clippers	30 points, 10 rebounds, 11 assists
Dikembe Mutombo	12/1/01	at Chicago	16 points, 19 rebounds, 10 blocks
Aaron McKie	1/3/01	vs. Atlanta	11 points, 10 rebounds, 10 assists
Aaron McKie	12/30/00	at Sacramento	19 points, 10 rebounds, 14 assists
Toni Kukoc	3/26/00	at Indiana	19 points, 10 rebounds, 10 assists
Dana Barros	4/8/95	vs. Orlando	25 points, 10 rebounds, 15 assists
Clarence Weatherspoon	2/7/94	vs. Charlotte	15 points, 15 rebounds, 13 assists
Hersey Hawkins	1/27/93	vs. Indiana	25 points, 13 rebounds, 10 assists
Charles Barkley	3/19/90	at New Jersey	29 points, 15 rebounds, 10 assists
Charles Barkley	3/7/90	vs. New York	15 points, 12 rebounds, 11 assists
Charles Barkley	4/23/89	vs. Washington	31 points, 16 rebounds, 11 assists
Charles Barkley	3/1/89	at Sacramento	30 points, 15 rebounds, 11 assists
Maurice Cheeks	1/6/88	vs. Utah	17 points, 10 rebounds, 12 assists
Charles Barkley	3/27/87	vs. New Jersey	28 points, 15 rebounds, 10 assists
Charles Barkley	3/14/87	at Detroit	30 points, 14 rebounds, 10 assists
Charles Barkley	2/26/87	at San Antonio	18 points, 17 rebounds, 10 assists
Charles Barkley	12/19/86	vs. Boston	15 points, 14 rebounds, 14 assists
Charles Barkley	11/4/86	at Indiana	34 points, 10 rebounds, 14 assists
Charles Barkley	4/4/86	vs. Cleveland	27 points, 22 rebounds, 10 assists
Andrew Toney	3/24/85	vs. Denver	28 points, 11 rebounds, 12 assists
Julius Erving	11/20/79	at San Antonio	26 points, 10 rebounds, 10 assists



# HONORS





## ALL-NBA TEAM SELECTIONS

### FIRST TEAM ALL-NBA SELECTIONS

2004-05	Allen Iverson
2000-01	Allen Iverson
1998-99	Allen Iverson
1990-91	Charles Barkley
1989-90	Charles Barkley
1988-89	Charles Barkley
1987-88	Charles Barkley
1984-85	Moses Malone
1982-83	Moses Malone
1982-83	Julius Erving
1981-82	Julius Erving
1980-81	Julius Erving
1979-80	Julius Erving
1977-78	Julius Erving
1975-76	George McGinnis
1970-71	Billy Cunningham
1969-70	Billy Cunningham
1968-69	Billy Cunningham
1967-68	Wilt Chamberlain
1966-67	Wilt Chamberlain
1965-66	Wilt Chamberlain
1957-58	Dolph Schayes
1956-57	Dolph Schayes
1954-55	Dolph Schayes
1953-54	Dolph Schayes
1952-53	Dolph Schayes
1951-52	Dolph Schayes

### SECOND TEAM ALL-NBA SELECTIONS

2002-03	Allen Iverson
2001-02	Allen Iverson
2000-01	Dikembe Mutombo
1999-00	Allen Iverson
1991-92	Charles Barkley
1986-87	Charles Barkley
1985-86	Charles Barkley
1983-84	Moses Malone
1983-84	Julius Erving
1976-77	Julius Erving
1976-77	George McGinnis
1971-72	Billy Cunningham
1968-69	Hal Greer
1967-68	Hal Greer
1966-67	Hal Greer
1965-66	Hal Greer
1964-65	Hal Greer
1963-64	Hal Greer
1962-63	Hal Greer
1960-61	Larry Costello
1960-61	Dolph Schayes
1959-60	Dolph Schayes
1958-59	Dolph Schayes
1955-56	Dolph Schayes
1954-55	Paul Seymour
1953-54	Paul Seymour
1950-51	Dolph Schayes
1949-50	Dolph Schayes
1949-50	Al Cervi

### THIRD TEAM ALL-NBA SELECTIONS

2005-06	Allen Iverson
2001-02	Dikembe Mutombo

*All-NBA teams selected by writers and broadcasters*

### NBA MOST VALUABLE PLAYER

(Maurice Podoloff Trophy)

*Selected by NBA players until 1979-80; by writers and broadcasters since 1980-81*

2000-01	Allen Iverson
1982-83	Moses Malone
1980-81	Julius Erving
1967-68	Wilt Chamberlain
1966-67	Wilt Chamberlain
1965-66	Wilt Chamberlain

### NBA COACH OF THE YEAR

(Red Auerbach Trophy)

*Selected by writers and broadcasters*

2000-01	Larry Brown
1965-66	Dolph Schayes

### NBA ROOKIE OF THE YEAR

(Eddie Gottlieb Trophy)

*Selected by writers and broadcasters*

2013-14	Michael Carter-Williams
1996-97	Allen Iverson

### NBA ALL-DEFENSIVE PERFORMERS

*Selected by NBA coaches*

#### FIRST TEAM SELECTIONS

2000-01	Dikembe Mutombo
1985-86	Maurice Cheeks
1984-85	Maurice Cheeks
1983-84	Maurice Cheeks
1982-83	Maurice Cheeks
1982-83	Bobby Jones
1982-83	Moses Malone
1981-82	Bobby Jones
1981-82	Caldwell Jones
1980-81	Bobby Jones
1980-81	Caldwell Jones
1979-80	Bobby Jones
1978-79	Bobby Jones

#### SECOND TEAM SELECTIONS

2010-11	Andre Iguodala
2002-03	Eric Snow
2001-02	Dikembe Mutombo
1998-99	Theo Ratliff
1989-90	Rick Mahorn
1986-87	Maurice Cheeks
1984-85	Bobby Jones

### NBA ALL-ROOKIE PERFORMERS

*Selected by NBA coaches*

#### FIRST TEAM SELECTIONS

2016-17	Dario Saric
2016-17	Joel Embiid
2015-16	Jahlil Okafor
2014-15	Nerlens Noel
2013-14	Michael Carter-Williams
2004-05	Andre Iguodala
1996-97	Allen Iverson
1995-96	Jerry Stackhouse
1988-89	Hersey Hawkins
1984-85	Charles Barkley*
1972-73	Fred Boyd*
1965-66	Billy Cunningham*
1964-65	Lucious Jackson*
1962-63	Chet Walker*

# HONORS

## MISCELLANEOUS AWARD WINNERS

### SECOND TEAM SELECTIONS

1997-98	Tim Thomas
1994-95	Sharone Wright
1993-94	Shawn Bradley
1992-93	Clarence Weatherspoon

\*NOTE: The first and second NBA All-Rookie Team selections began in 1988-89.

### NBA MOST IMPROVED PLAYER

Selected by writers and broadcasters

1994-95	Dana Barros
---------	-------------

### NBA DEFENSIVE PLAYER OF THE YEAR

Selected by writers and broadcasters

2000-01	Dikembe Mutombo
---------	-----------------

### NBA SIXTH MAN AWARD

Selected by writers and broadcasters

2000-01	Aaron McKie
1982-83	Bobby Jones

### IBM AWARD

Determined by computer formula

1987-88	Charles Barkley
1986-87	Charles Barkley
1985-86	Charles Barkley

### J. WALTER KENNEDY CITIZENSHIP AWARD

Selected by the Pro Basketball Writers Association

2009-10	Samuel Dalembert
2000-01	Dikembe Mutombo
1982-83	Julius Erving

### NBA SPORTSMANSHIP AWARD

Selected by writers and broadcasters

1999-00	Eric Snow
1998-99	Eric Snow (Atlantic Division Winner)

### ALL-TIME OLYMPIC PARTICIPANTS

PLAYER	YR(S)	YRS. WITH 76ERS
Andre Iguodala	2012	2004-12
Allen Iverson	2004	1996-2006; 2009-10
Larry Brown	1964, 2004*	1997-03
Charles Barkley	1992, 1996	1984-92
Jeff Grayer	1988	1994-95
Hersey Hawkins	1988	1988-93
Leon Wood	1984	1984-86
Danny Vranes	1980	1986-88
Mike Bantom	1972	1981-82
Doug Collins	1972	1973-81
Bobby Jones	1972	1978-86
Melvin Counts	1964	1972-73
Luke Jackson	1964	1964-72
George Wilson	1964	1968-70
Darrall Imoff	1960	1968-70

\*denotes head coach

### NBA Community Assist Award

Samuel Dalembert	January, 2010
Samuel Dalembert	February, 2009
Chris Webber	December, 2005
Allen Iverson	August, 2004
Allen Iverson	July, 2004
Marc Jackson, Aaron McKie	November, 2003
Todd MacCulloch	October, 2002
Eric Snow	December, 2001
George Lynch	February, 2001

\$ - shared with USA Basketball team members

### NBA PLAYER OF THE MONTH

Allen Iverson	April, 2005
Allen Iverson	January, 2002
Allen Iverson	January, 2001
Allen Iverson	February, 1999
Charles Barkley	November, 1988
Charles Barkley	January, 1987
Moses Malone	February, 1983
Moses Malone *	December, 1982
Julius Erving	November, 1981
Julius Erving	November, 1980
Julius Erving	March, 1980

\* - shared with Larry Drew

### NBA Coach of the Month

Doug Collins	February 2011
Larry Brown	March 2003
Larry Brown	February, 2003
Larry Brown	November, 2000
Jim Lynam	January, 1990
Billy Cunningham	December, 1982

### NBA Rookie of the Month

Dario Saric	March, 2017
Dario Saric	February, 2017
Joel Embiid	January, 2017
Joel Embiid	December, 2016
Joel Embiid	November, 2016
Michael Carter-Williams	April, 2014
Michael Carter-Williams	March, 2014
Michael Carter-Williams	January, 2014
Michael Carter-Williams	October/November, 2013
Allen Iverson	April, 1997
Allen Iverson	November, 1996
Jerry Stackhouse	March, 1996

### NBA Player of the Week

Allen Iverson	20 times
2006-07: 1 (11/6/06); 2005-06: 3 (3/15/06, 1/17/06, 12/13/05); 2004-05: 4 (3/28/05, 3/7/05, 2/14/05, 12/27/04); 2003-04: 1 (11/16/03); 2002-03: 3 (1/17/03, 12/2/02, 1/25/02); 2001-02: 4 (3/3/02, 1/27/02, 1/20/02, 1/13/01); 2000-01: 2 (2/20/01, 1/8/01); 1998-99: --; 1997-98: 1 (1/18/98); 1996-97: 1 (4/13/97)	
Charles Barkley	6 times
1990-91: 1 (11/25/90); 1989-90: 1 (4/8/90); 1987-88: 1 (3/20/88); 1985-86: 3 (3/30/86, 3/2/86, 1/26/86)	
Moses Malone	2 times
1984-85: 1 (11/18/84); 1983-84: 1 (3/25/84); 1982-83: 1 (2/6/83)	
Andre Miller	2 times
2007-08: 2 (2/4-2/10/08, 2/25-3/2/08)	
Julius Erving	3 times
1986-87: 1 (4/19/87); 1980-81: 1 (1/18/81); 1979-80: 1 (10/21/79)	
Joel Embiid	1 time
2016-17: 1 (12/31/17)	
Thaddeus Young	1 time
2013-14: 1 (1/6/14)	
Michael Carter-Williams	1 time
2013-14: 1 (11/3/13)	
Aaron McKie	1 time
2000-01: 1 (12/01)	
Eric Snow	1 time
2001-02: 1 (4/14/02)	
Andrew Toney	1 time
1982-83: 1 (3/20/83 #)	
Caldwell Jones	1 time
1980-81: 1 (2/8/81)	

# - shared with Gus Williams





## ALL-STAR WEEKEND PARTICIPANTS

### ALL-STAR GAME SELECTIONS

Since the first NBA All-Star game (1950-51), 28 different players have earned 97 All-Star selections:

<b>Dolph Schayes</b> .....	<b>12</b>
1951, 1952*, 1953, 1954, 1955, 1956, 1957, 1958, 1959, 1960, 1961, 1962	
<b>Julius Erving</b> .....	<b>11</b>
1977, 1978, 1979, 1980, 1981, 1982, 1983, 1984, 1985, 1986, 1987	
<b>Hal Greer</b> .....	<b>10</b>
1961, 1962, 1963, 1964, 1965, 1966, 1967, 1968, 1969, 1970	
<b>Allen Iverson</b> .....	<b>7</b>
2000, 2001, 2002, 2003, 2004, 2005, 2006	
<b>Charles Barkley</b> .....	<b>6</b>
1987, 1988, 1989, 1990, 1991, 1992	
<b>Larry Costello</b> .....	<b>6</b>
1958, 1959, 1960, 1961, 1962*, 1965	
<b>Maurice Cheeks</b> .....	<b>4</b>
1983, 1986, 1987, 1988	
<b>Doug Collins</b> .....	<b>4</b>
1976, 1977, 1978, 1979*	
<b>Billy Cunningham</b> .....	<b>4</b>
1969, 1970, 1971, 1972	
<b>Moses Malone</b> .....	<b>4</b>
1983, 1984*, 1985, 1986	
<b>Wilt Chamberlain</b> .....	<b>3</b>
1966, 1967, 1968	
<b>John "Red" Kerr</b> .....	<b>3</b>
1956, 1959, 1963	
<b>Paul Seymour</b> .....	<b>3</b>
1953, 1954, 1955	
<b>Chet Walker</b> .....	<b>3</b>
1964, 1966, 1967	
<b>Bobby Jones</b> .....	<b>2</b>
1981, 1982	
<b>George McGinnis</b> .....	<b>2</b>
1976, 1977	
<b>Andrew Toney</b> .....	<b>2</b>
1983, 1984	
<b>Dana Barros</b> .....	<b>1</b>
1995	
<b>John Block</b> .....	<b>1</b>
1973	
<b>Billy Gabor</b> .....	<b>1</b>
1953	
<b>Hersey Hawkins</b> .....	<b>1</b>
1991	
<b>Jrue Holiday</b> .....	<b>1</b>
2013	
<b>Andre Iguodala</b> .....	<b>1</b>
2012	
<b>Luke Jackson</b> .....	<b>1</b>
1965	
<b>Steve Mix</b> .....	<b>1</b>
1975	
<b>Dikembe Mutombo</b> .....	<b>1</b>
2002	
<b>Theo Ratliff</b> .....	<b>1</b>
2001*	
<b>Red Rocha</b> .....	<b>1</b>
1952	
<b>Lee Shaffer III</b> .....	<b>1</b>
1963	
<b>George Yardley</b> .....	<b>1</b>
1960	

\*denotes injured and did not participate

### ALL-STAR GAME MVP

Allen Iverson .....	2005
Allen Iverson .....	2001
Charles Barkley .....	1991
Julius Erving .....	1983
Julius Erving .....	1977
Hal Greer .....	1968

### ROOKIE CHALLENGE MVP

Andre Iguodala (Sophomore Team) .....	2006
Allen Iverson .....	1997

### ALL-STAR COACHES

Billy Cunningham .....	4-0 .....	1978, 1980, 1981, 1983
Al Cervi .....	2-0 .....	1955, 1952
Larry Brown .....	1-0 .....	2001
Alex Hannum .....	1-0 .....	1968
Gene Shue .....	0-1 .....	1977

### ALL-STAR SATURDAY PARTICIPANTS

#### ROOKIE CHALLENGE

Nerlens Noel .....	2016
Jahlil Okafor .....	2016
Michael Carter-Williams .....	2015
Robert Covington .....	2015
Nerlens Noel .....	2015
Michael Carter-Williams .....	2014
Evan Turner .....	2012
Jrue Holiday .....	2011
Thaddeus Young .....	2009
Andre Iguodala (MVP) .....	2006
Andre Iguodala .....	2005
Kyle Korver .....	2005
Todd MacCulloch .....	2000
Tim Thomas .....	1998
Allen Iverson (MVP) .....	1997
Jerry Stackhouse .....	1996
Sharone Wright .....	1995
Shawn Bradley .....	1994

#### THREE-POINT SHOOTOUT

Kyle Korver .....	2005
Kyle Korver .....	2004
Allen Iverson .....	2000
Dana Barros .....	1995
Dana Barros .....	1994
Hersey Hawkins .....	1991
Gerald Henderson .....	1989

#### SLAM DUNK CONTEST

Andre Iguodala .....	2006
Larry Hughes .....	2000
Jerry Stackhouse .....	1996
Tim Perry .....	1995
Tim Perry .....	1993
Julius Erving .....	1985
Julius Erving .....	1984

# HONORS

## BASKETBALL HALL OF FAMERS



### Allen Iverson

Enshrined as a player on Sept. 9, 2016.  
1996-2007, 2009-10: 76ers player



### Charles Barkley

Enshrined as a player on Sept. 8, 2006.  
1984-92: 76ers player



### Danny Biasone

Enshrined as contributor on Oct. 13, 2000  
1949-63: Nationals President & Founder



### Larry Brown

Enshrined as a coach on Sept. 27, 2002  
1997-03: 76ers head coach



### Al Cervi

Enshrined as a player on July 1, 1985  
1949-53: Nationals player  
1949-56: Nationals head coach



### Wilt Chamberlain

Enshrined as a player on April 28, 1979  
1965-68: 76ers player



### Billy Cunningham

Enshrined as a player on May 6, 1986  
1965-72, 1974-76: 76ers player  
1977-85: 76ers head coach



### Julius Erving

Enshrined as a player on May 10, 1993  
1976-87: 76ers player



### Hal Greer

Enshrined as a player on May 3, 1982  
1958-73: 76ers/Nationals player



### Alex Hannum

Enshrined as a coach on Oct. 2, 1998  
1949-51: Nationals player  
1960-68: 76ers/Nationals Coach



### George McGinnis

Enshrined as a player on April 1, 2017.  
1975-1978: 76ers player



### Alex Hannum

Enshrined as a coach on Oct. 2, 1998  
1949-51: Nationals player  
1960-68: 76ers/Nationals Coach



### Bailey Howell

Enshrined as a player on Sept. 29, 1997  
1970-71: 76ers player



### Moses Malone

Enshrined as a player on Oct. 5, 2001  
1982-86, 1993-94: 76ers player



### Bob McAdoo

Enshrined as a player on Oct. 13, 2000  
1985-86: 76ers player



### Dikembe Mutombo

Enshrined as a player on Sep. 12, 2015  
2001-2002: 76ers player



### Jack Ramsay

Enshrined as a coach on May 11, 1992  
1968-72: 76ers head coach



### Dolph Schayes

Enshrined as a player on April 26, 1998  
1949-64: 76ers/Nationals player  
1963-66: 76ers head coach



### Chet Walker

Enshrined as a player on September 7, 2012  
1962-69: 76ers/Nationals player



### George Yardley

Enshrined as a player on May 6, 1996  
1959-66: Nationals player

HONORS

## OTHER HALL OF FAME AWARDS / HONORS

### John Bunn Award

Presented for outstanding lifetime achievement to basketball. It is the highest single honor the Basketball Hall of Fame awards outside of actual Enshrinement.

★ Harvey Pollack (Awarded on July 18, 2002)

### Curt Gowdy Media Award

Awarded annually to one member of print and electronic media whose efforts have made significant contribution to the game of basketball.

★ Bill Campbell (Awarded on June 16, 2005)



## RETIRED NUMBERS



### #34 Charles Barkley

*Jersey Retired: March 30, 2001*

*Seasons with Franchise: 8 (1984-92)*

Despite measuring a shade under 6-foot-5, “Sir Charles” established himself as a force under the basket in two gold medal-winning Olympics and 16 NBA seasons. Barkley averaged 22.1 points and 11.7 rebounds per game in 16 NBA seasons and appeared in nine All-Star Games, capturing MVP honors in 1991 after scoring 17 points and 22 rebounds. Selected by Philadelphia with the fifth overall pick in the 1984 NBA Draft, Barkley averaged 23.3 points and 11.6 rebounds in eight seasons with the 76ers. He also played four seasons with Phoenix (1992-96) and spent the final three seasons of his career in Houston (1996-99).

**HIGHLIGHTS:** NBA Most Valuable Player (1993)...IBM Award, for all-around contributions to team’s success (1986, 1987, 1988)...All-NBA first team (1988, 1989, 1990, 1991, 1993)...All-NBA second team (1986, 1987, 1992, 1994, 1995)...All-NBA third team (1996)...NBA All-Rookie Team (1995)...NBA All-Star selection (1987, 1988, 1989, 1990, 1991, 1992, 1993, 1994, 1995, 1996, 1997)...NBA All-Star Game Most Valuable Player (1991)...NBA 50th Anniversary All-Time Team (1996).



### #13 Wilt Chamberlain

*Jersey Retired: March 18, 1991*

*Seasons with Franchise: 4 (1964-68)*

A Philadelphia native, Wilt Chamberlain was one of the most dominant players the NBA has ever seen. He finished his 14-year career with a 30.1 scoring average and a 22.9 rebound average. The four-time league MVP is the only player to score 100 points in a single game and holds the NBA record for most games with 50 or more points, a feat he accomplished an astounding 118 times. On a league-record nine occasions “The Big Dipper” led the league in field goal percentage and seven seasons he was the league’s top scorer. He ranks as the Sixers all-time leader in both scoring average and field goal percentage. Chamberlain totaled 31,419 points and 23,924 rebounds during his NBA career and was selected to play in the NBA All-Star Game 13 times. Chamberlain helped the Sixers claim the NBA championship in 1967 and guided the Los Angeles Lakers to an NBA crown in 1972.

**HIGHLIGHTS:** NBA Most Valuable Player (1960, 1966, 1967, 1968)...NBA Rookie of the Year (1960)...All-NBA first team (1960, 1961, 1962, 1964, 1966, 1967, 1968)...All-NBA second team (1963, 1965, 1972)...NBA All-Defensive first team (1972, 1973)...elected to Naismith Memorial Basketball Hall of Fame (1978)...NBA 35th Anniversary All-Time Team (1980)...NBA 50th Anniversary All-Time Team (1996)...member of the NBA Championship team (1967, 1972)...NBA Finals Most Valuable Player (1972)...NBA All-Star Game Most Valuable Player (1960).



### #10 Maurice Cheeks

*Jersey Retired: Feb. 6, 1995*

*Seasons with Franchise: 21 - Player, 11 (1978-89);*

*Assistant Coach, 7 (1994-01); Head Coach, 4 (2005-2009)*

Maurice Cheeks, the consummate point guard, played 15 seasons in the NBA, 11 in Philadelphia, after being selected in the second round (36th overall) of the 1978 NBA Draft. He is the Sixers all-time leader in both steals and assists. In each of his 11 seasons in Philadelphia, Cheeks led the Sixers in assists and each of his first 10 seasons he also led the team in steals. Four times as a member of the 76ers he played in the NBA All-Star Game and was instrumental in the Sixers 1983 NBA championship. Additionally, Cheeks shares single-game records for most steals in an NBA Finals game and an NBA playoff game. During his stellar NBA career, Cheeks tallied 12,195 points, 7,392 assists and 2,310 steals. He served as an assistant coach with the Sixers for seven seasons (1994-01) and returned to Philadelphia for his first season as a head coach with the 76ers in 2005-06.

**HIGHLIGHTS:** Member of the 1983 NBA Championship team...NBA All-Defensive first team (1983, 1984, 1985, 1986)...NBA All-Defensive second team (1987)...NBA All-Star selection (1983, 1986, 1987, 1988).

# HONORS

## RETIRED NUMBERS



### #32 Billy Cunningham

*Jersey Retired: Dec. 17, 1976*

*Seasons with Franchise: 17 - Player, 9 (1965-72, 1974-76);*

*Head Coach, 8 (1977-85)*

Billy Cunningham, the 76ers first round draft choice in the 1965 NBA Draft (7th overall), played nine seasons for the Sixers and served as their head coach for eight years. The 1966 NBA Rookie of the Year scored 13,626 points during his career with the 76ers and made four consecutive All-Star Game appearances. Cunningham also played two seasons for the Carolina Cougars of the ABA and was the league's MVP and a first-team ABA All-Star in 1973. He compiled a 454-196 record as the Sixers head coach and guided the team to three division titles. Cunningham is the only member of the organization to capture an NBA championship as both a player (1967) and as a head coach (1983).

**HIGHLIGHTS:** All-NBA first team (1969, 1970, 1971)...All-NBA second team (1972)... NBA All-Rookie Team (1965)...elected to Naismith Memorial Hall of Fame (1986)...One of the 50 Greatest Players in NBA History (1996)...member of NBA Championship team (1967)...winningest coach (454-196) in franchise history.



### #6 Julius Erving

*Jersey Retired: April 18, 1988*

*Seasons with Franchise: 11 (1976-87)*

One of the most popular athletes in Philadelphia sports history, Julius Erving played 11 seasons as a member of the 76ers after being acquired from the New York Nets in 1976. "Dr. J" was selected to play in the NBA All-Star Game in each of his 11 seasons in the league and became the first Sixers player to be chosen MVP of the All-Star Game on two occasions (1977, 1983). Erving was a member of the 76ers 1983 championship team and is the franchise's all-time leader in blocked shots. Prior to his entry into the NBA, Erving played five seasons in the ABA where he was named the league's MVP twice (1974, 1976) and the co-MVP in 1975. He guided the New York Nets to a pair of ABA titles and appeared in the ABA All-Star Game in each of his five seasons.

**HIGHLIGHTS:** NBA Most Valuable Player (1981)...All-NBA first team (1978, 1980, 1981, 1982, 1983)...All-NBA second team (1977, 1984)...J. Walter Kennedy Citizenship Award (1983)...elected to the Naismith Memorial Hall of Fame (1993)...NBA 35th Anniversary All-Time Team...One of the 50 Greatest Players in NBA History (1996)... member of NBA Championship team (1983)...All-Star Game Most Valuable Player (1977, 1983).



### #15 Hal Greer

*Jersey Retired: Nov. 19, 1976*

*Seasons with Franchise: 14 - Nationals, 5 (1958-63);*

*76ers, 9 (1963-73)*

Hal Greer was the first player to have his number retired by the 76ers organization. Greer, who represented the 76ers in the NBA All-Star Game for 10-straight years (1961-70), is the only Sixers player to wear number 15. He was selected by the Syracuse Nationals in the second round (14th overall) of the 1958 NBA Draft. He played five seasons for Syracuse before the franchise moved to Philadelphia in 1963. Greer totaled 21,586 points during his 15-year career and helped lead the Sixers to the 1967 NBA championship. He currently ranks as the 76ers all-time leader in points scored, minutes played, field goals made, field goals attempted, games played and personal fouls.

**HIGHLIGHTS:** All-NBA second team (1963, 1964, 1965, 1966, 1967, 1968, 1969)...elected to Naismith Memorial Hall of Fame (1982)...One of the 50 Greatest Players in NBA History (1996)...member of NBA Championship team (1967)...NBA All-Star Game Most Valuable Player (1968).



## RETIRED NUMBERS / HONOREE



### #3 Allen Iverson

*Jersey Retired: Mar. 1, 2014*

*Seasons with Franchise: 12 (1996-2007, 2009-10)*

Allen Iverson was the first overall pick by Philadelphia in the 1996 NBA Draft and played his first 10-plus seasons with the franchise. Considered by many to be the pound-for-pound toughest player in league history, Iverson was also one of the most iconic athletes of his generation. The crowning achievement in Iverson's career came in 2000-01 when he was named MVP of the league while leading the Sixers to the NBA Finals. Iverson has the seventh-highest scoring average in league history (26.7 ppg) and scored the second-most points in franchise history. He also owns the second-highest scoring average in playoff history (29.7 ppg), trailing only Michael Jordan. Iverson led the NBA in steals in three consecutive seasons from 2000-01 through 2002-03 and ranks eighth in the league history in steals per game (2.17).

**HIGHLIGHTS:** Selected to Naismith Memorial Basketball Hall of Fame (2016); NBA Most Valuable Player (2001); NBA Rookie of the Year (1997), 11-time NBA All-Star and two-time All-Star Game MVP; four-time NBA scoring champion; three-time NBA steals leader; three-time All-NBA First Team; three time All-NBA Second Team.



### #24 Bobby Jones

*Jersey Retired: Nov. 7, 1986*

*Seasons with Franchise: 8 (1978-86)*

One of the greatest defenders in NBA history, Bobby Jones played eight of his 10 NBA seasons for the 76ers. He was named to the NBA's All-Defensive first team eight consecutive seasons from 1977-84 and was a second team selection in 1985. In 1983, he captured the NBA Sixth Man Award and helped lead the Sixers to the NBA championship. A first round draft choice (15th overall) of the Houston Rockets in the 1974 NBA Draft, Jones began his professional career as a member of the ABA's Denver Nuggets. He was a member of the ABA All-Rookie team in 1985, an ABA All-Star in 1976 and a member of the ABA's All-Defensive Team in both 1975 and 1976. With the 76ers, he totaled 6,585 points and 2,942 rebounds.

**HIGHLIGHTS:** NBA Sixth Man Award (1983)...NBA All-Defensive first team (1977, 1978, 1979, 1980, 1981, 1982, 1983, 1984)...NBA All-Defensive second team (1985)...member of NBA Championship team (1983)...member of silver-medal winning U.S. Olympic team (1972)...NBA All-Star Game (1977, 1978, 1981, 1982).



### David Zinkoff

*Microphone Retired: March 25, 1986*

*Seasons with Franchise: 22 (1963-1985)*

The only non-player to be recognized with a banner in the rafters of the Wachovia Center, Dave Zinkoff was the Sixers legendary public address announcer from their inception in 1963 until his passing on Christmas Day in 1985. Zinkoff also served as the public address announcer for the Philadelphia Warriors from 1946 through 1962 and at numerous college basketball games at Convention Hall. He also served in the same capacity for boxing and wrestling at Convention Hall and for the first-ever Sugar Bowl. In addition to having his microphone retired, Zinkoff Boulevard was dedicated on June 19, 1986.

# HONORS

## #4 Dolph Schayes

*Jersey Retired: Mar. 12, 2016*

*Seasons with Franchise: 18 - Player, 15 (1950-64);*

*Head Coach, 3 (1963-66)*



Dolph Schayes played 14 seasons with the Syracuse Nationals (1949-63), before accompanying the team to Philadelphia and suiting up for the Sixers in his final NBA campaign, 1963-64. Schayes served as player-coach during the 1963-64 season and would coach the Sixers for the next two seasons. As a coach, he registered a .538 winning percentage (129-111). In 996 career games with the Nationals/Sixers, Schayes averaged 18.5 points and 12.1 rebounds in 34.4 minutes per game. In 1954-55, Schayes led the Nationals to the franchise's first NBA title in a seven-game series against the Fort Wayne Pistons. A 12-time all-star, Hall of Fame inductee, and member of the NBA's 50 Greatest Players, Schayes was the NBA's all-time leading scorer (18,348 points) at the time of his retirement.

**HIGHLIGHTS:** Selected to Naismith Memorial Basketball Hall of Fame (1973); One of NBA's 50 Greatest Players (1996); 12-time NBA All-Star; Six-time All-NBA First Team; Six-time All-NBA Second Team; 1955 NBA Champion (Syracuse Nationals); NBA Coach of the Year (1966).



...LEVIN...  
...HOUSE IN PHILAD...

# RECORDS





## TEAM SINGLE-GAME RECORDS

<b>MOST POINTS</b>	Game	163	vs. San Francisco	03/10/63
	1st Half	86	vs. Detroit	02/12/61
	2nd Half	95	at Seattle	12/20/67
	1st Quarter	50	at San Francisco	12/16/62
	2nd Quarter	48	vs. Detroit	02/12/61
	3rd Quarter	51	vs. Detroit	03/02/63
	4th Quarter	53	at Seattle	12/20/67
	OT	22	vs. Miami	04/14/05
<b>MOST FGM</b>	Game	69	vs. San Francisco	03/10/63
	Half	40	vs. Detroit	01/13/63
	Quarter	21	at San Francisco	12/16/62
<b>MOST FGA</b>	Game	140	vs. Philadelphia	03/01/61
		140	at Philadelphia	02/17/60
	Half	78	vs. Philadelphia	03/02/61
	Quarter	40	vs. Philadelphia	03/03/61
<b>BEST FG PCT</b>	Game	.686 (48-70)	vs. New Jersey	03/22/86
	Half	.758 (25-33)	vs. Portland	11/16/07
	Quarter	.938 (15-16)	vs. LA Lakers	12/02/66
<b>MOST 3-PT FGM</b>	Game	17 (2)	at Chicago	04/13/16
			vs. Phoenix	11/19/16
<b>MOST 3-PT FGA</b>	Game	46	vs. Milwaukee (OT)	04/10/16
		44	vs. Charlotte	03/29/16
<b>MOST FTM</b>	Game (5OT)	59	vs. Anderson	11/24/49
	Game	51	vs. Rochester	01/15/53
<b>MOST FTA</b>	Game (5OT)	86*	vs. Anderson	11/24/49
	Game	67	vs. Tri-Cities	11/17/49
		67	vs. Chicago	12/07/62
	Half	42	at San Francisco	12/18/65
	Quarter	27	at San Diego	11/08/67
		27	vs. Detroit	12/22/90
<b>BEST FT PCT</b>	Game	1.000	Several times; most without a miss: at Boston (29-29)	11/2/57
<b>MOST REBOUNDS</b>	Game	97	vs. Philadelphia	02/21/57
		97	at Philadelphia	03/04/61
	Quarter	35	vs. New York	11/11/61
<b>MOST OFF. REBOUNDS</b>	Game	32	at Detroit (OT)	12/19/75
		32	vs. L.A. Lakers	01/08/75
	Half	19	vs. LA Clippers	01/08/86
<b>MOST DEF. REBOUNDS</b>	Game	54	vs. Washington (OT)	11/15/75
	Half	34	vs. Washington	11/16/75
<b>MOST ASSISTS</b>	Game	45	vs. Denver	12/07/88
	Half	25	vs. Cincinnati	03/19/71
		25	vs. Boston	11/05/77
		25	vs. Detroit	03/25/81
	Quarter	16	vs. Houston	11/21/82
	<b>MOST PERSONAL FOULS</b>	Game (OT)	59	at Baltimore
Game		50	vs. New York	02/15/53
Half		28	at Boston	12/26/50
Quarter		16	at Boston	12/26/50
		16	vs. San Diego	11/19/69
<b>MOST STEALS</b>	Game	24	vs. Detroit	11/11/78
	Half	14	vs. New York	02/20/08
	Quarter	10	vs. Phoenix	03/17/84
<b>MOST TURNOVERS</b>	Game (2OT)	39	at Detroit	11/07/69
	Game	38	vs. San Antonio	10/22/76
		38	vs. Atlanta	01/19/77
		38	at Phoenix	03/04/79



# RECORDS

## TEAM SINGLE-GAME & SINGLE SEASON RECORDS

<b>MOST TURNOVERS (CONT.)</b>	Half	20	at Phoenix	01/27/78
		20	vs. Atlanta	12/14/79
	Quarter	13	vs. Atlanta	12/14/79
		13	vs. Denver	02/16/83
<b>MOST BLOCKED SHOTS</b>	Game	20	vs. Seattle	03/09/84
	Quarter	9	vs. Orlando	01/31/92
		9	vs. New York	01/22/93
<b>LONGEST WIN STREAK</b>	Overall	18		03/03/66 to 11/04/66
	Single-Season	14		12/21/82 to 01/21/83
	Home (Overall)	36		01/14/66 to 01/20/67
	Home (Single-Season)	25		12/17/77 to 04/08/78
	Road	13		12/08/00 to 01/28/01
<b>LONGEST LOSING STREAK</b>	Season	26		01/31/14 to 03/27/14
	Home	18		01/17/14 to 03/21/14
	Road	20		12/28/87 to 03/04/88
<b>LARGEST MARGIN OF VICTORY</b>	Home	62	vs. New York	12/25/60
	Road	41	at Chicago	11/11/80

### TEAM SINGLE-SEASON RECORDS

Field Goals .....	3965.....	1967-68
Field Goals Attempted.....	8875.....	1961-62
Field Goal Percentage .....	51.8.....	1981-82
3-Pt. Field Goals.....	831.....	2016-17
3-Pt. Field Goals Attempted .....	2443.....	2016-17
3-Pt. Field Goal Percentage.....	37.9.....	1994-95
Free Throws.....	2350.....	1962-63
Free Throws Attempted .....	3411.....	*1966-67
Free Throw Percentage.....	80.3.....	1984-85
Rebounds .....	5914.....	1967-68
Offensive .....	1385.....	1975-76
Defensive.....	2752.....	1976-77
Assists .....	2369.....	1980-81
Personal Fouls .....	2344.....	1961-62
Disqualifications .....	64.....	1950-51
Points.....	10143.....	1966-67
Average Points.....	125.2.....	1966-67
Steals.....	862.....	1985-86
Blocked Shots.....	653.....	1983-84
Turnovers .....	1915.....	1976-77
Most Road Wins.....	40.....	**1966-67
Most 100-point games.....	80.....	1966-67
.....	80.....	1969-70
Most Victories .....	68.....	1966-67
Best Percentage.....	.840 (68-13).....	1966-67
Worst Percentage .....	.110 (9-73).....	*1972-73
Most Consecutive 100-point Games .....	73.....	1961-62
.....	73.....	1966-67

\* - League Record

\*\* - includes Neutral Court Wins



## INDIVIDUAL SINGLE-GAME RECORDS

<b>MOST POINTS</b>	Game	68	Wilt Chamberlain	at Chicago	12/16/67
	1st Half	39	Wilt Chamberlain	vs. LA Lakers	02/07/66
	2nd Half	39	Hal Greer	vs. Philadelphia (at Boston)	02/14/59
		39	Wilt Chamberlain	at Chicago	12/16/67
		39	Allen Iverson	at Cleveland	04/12/97
	1st Quarter	21	Julius Erving	vs. Chicago	03/28/79
	2nd Quarter	23	Wilt Chamberlain	vs. LA Lakers	02/07/66
	3rd Quarter	22	Allen Iverson	vs. Chicago	01/17/01
		22	Allen Iverson	vs. Indiana	01/06/03
	4th Quarter	25	Andrew Toney	vs. Boston	03/21/82
<b>MOST FGM</b>	Game	30	Wilt Chamberlain	at Chicago	12/16/67
	Half	18	Hal Greer	vs. Philadelphia (at Boston)	02/14/59
	Quarter	10	Wilt Chamberlain	vs. LA Lakers	02/07/66
		10	Wilt Chamberlain	at Chicago	12/16/67
		10	Archie Clark	at Chicago	11/18/69
<b>MOST FGA</b>	Game	43	Wilt Chamberlain	vs. LA Lakers	02/07/66
	Half	23	Hal Greer	vs. Boston	02/21/64
		23	Wilt Chamberlain	vs. San Francisco	03/03/66
		23	Wilt Chamberlain	at Chicago	12/16/67
		23	Allen Iverson	vs. Minnesota	01/09/00
		23	Allen Iverson	vs. Indiana	01/06/03
<b>MOST 3-PT. FGM</b>	Game	9	Dana Barros	vs. Phoenix	01/27/95
<b>MOST 3-PT. FGA</b>	Game	17	Robert Covington	vs. Milwaukee	04/10/16
		17	Vernon Maxwell	vs. New Jersey	04/08/96
<b>MOST CONSECUTIVE FG</b>	Single-Game	*18	Wilt Chamberlain	vs. Baltimore (at Pittsburgh)	02/24/67
	Multiple Games	*35	Wilt Chamberlain	4 Games	2/17/67 to 2/28/67
<b>MOST FTM</b>	Game	24	Willie Burton	vs. Miami	12/13/94
		24	Allen Iverson	vs. Orlando	02/12/05
	Half	18	Willie Burton	vs. Miami	12/13/94
	Quarter	13	Willie Burton	vs. Miami	12/13/94
<b>MOST FTA</b>	Game	30	Wilt Chamberlain	vs. Seattle	12/01/67
	Half	22	Willie Burton	vs. Miami	12/13/94
	Quarter	16	Willie Burton	vs. Miami	12/13/94
<b>MOST FTM W/O A MISS</b>		18 of 18	Dolph Schayes	vs. Minneapolis	01/10/57
		18 of 18	Dolph Schayes	vs. Boston	03/09/57
		18 of 18	Dolph Schayes	vs. LA Lakers	10/29/60
<b>MOST REBOUNDS</b>	Game	43	Wilt Chamberlain	vs. Boston	03/06/65
	Half	25	Wilt Chamberlain	vs. Boston	04/05/67
	Quarter	16	Wilt Chamberlain	vs. San Francisco	03/02/67
<b>MOST OFF. REBOUNDS</b>	Game	16	Charles Barkley	vs. New York	03/04/87
		16	Charles Barkley	vs. Denver	03/20/87
	Half	13	Charles Barkley	vs. New York	03/04/87
	Quarter	11	Charles Barkley	vs. New York	03/04/87
<b>MOST DEF. REBOUNDS</b>	Game	22	Caldwell Jones	vs. Milwaukee	02/18/79
	Half	13	Billy Cunningham	vs. LA Lakers	02/05/75
	Quarter	10	Caldwell Jones	vs. Golden State	01/22/78
		10	Moses Malone	vs. Portland	01/23/82
		10	Moses Malone	vs. Cleveland	02/15/85
		10	Dikembe Mutombo	vs. Chicago	12/01/02
<b>MOST ASSISTS</b>	Game	21	Wilt Chamberlain	vs. Detroit	02/02/68
		21	Maurice Cheeks	vs. New Jersey	10/30/82
	Half	13	Maurice Cheeks	vs. San Diego	03/03/82
	Quarter	9	Maurice Cheeks	vs. Indiana	04/11/86
		9	Darryl Dawkins	vs. Cleveland	05/05/90
		9	Eric Snow	vs. Atlanta	01/29/03

# RECORDS

## INDIVIDUAL SINGLE-GAME RECORDS

<b>MOST PERSONAL FOULS</b>	Game	9	Andre Iguodala	vs. New York	02/04/11	
		7	Alex Hannum	at Boston (4OT)	12/26/50	
	Half	7	Wally Osterkorn	at Baltimore (OT)	11/15/52	
		6	Connie Dierking	vs. Cincinnati (at New York)	11/17/59	
		Quarter	6	Charles Barkley	vs. Boston	12/22/87
			6	Hal Greer	vs. Milwaukee	02/10/70
		6	Bud Ogden	vs. Phoenix	02/15/70	
		6	Doug Collins	vs. Cleveland	01/08/75	
		6	Clyde Lee	vs. Portland	03/12/75	
		6	Connie Dierking	vs. Cincinnati (at New York)	11/17/59	
6		Bud Ogden	vs. Phoenix	02/15/70		
<b>MOST STEALS</b>		Game	9	Maurice Cheeks	vs. LA Clippers	01/05/87
			9	Hersey Hawkins	vs. Boston	01/25/91
		Half	9	Allen Iverson	vs. Orlando	03/19/00
	9		Allen Iverson	vs. L.A. Lakers (OT)	12/20/02	
	Quarter	9	Michael Carter-Williams	vs. Miami	10/30/14	
		7	Maurice Cheeks	vs. Phoenix	03/17/84	
	<b>MOST TURNOVERS</b>	Game	7	Maurice Cheeks	vs. LA Clippers	01/05/87
			7	Allen Iverson	vs. Orlando	03/19/00
		Half	7	George McGinnis	vs. Denver	12/01/76
			7	Allen Iverson	vs. Golden State	03/08/05
Quarter		7	Julius Erving	at Atlanta	11/15/77	
		7	George McGinnis	vs. New Jersey	02/19/78	
		Game	7	Charles Barkley	vs. Portland	02/19/86
			7	Charles Barkley	vs. Dallas	03/30/86
		Half	7	Charles Barkley	vs. Sacramento	03/11/88
			7	Cliff Robinson	vs. New York	04/05/88
	Quarter	7	Allen Iverson	vs. Vancouver	11/30/96	
		7	Allen Iverson	vs. Washington	11/28/01	
	<b>MOST BLOCKED SHOTS</b>	Game	7	Allen Iverson	vs. Golden State	03/08/05
			6	George McGinnis	vs. New Jersey	02/19/78
		Half	6	Bobby Jones	vs. Indiana	10/24/79
			6	Cliff Robinson	vs. Cleveland	11/24/87
Quarter		6	Charles Barkley	vs. Sacramento	03/11/88	
		6	Allen Iverson	vs. Atlanta	12/09/96	
<b>MOST CONSEC. PTS.</b>		Single-Game	6	Allen Iverson	vs. Atlanta	01/17/97
			10	Manute Bol	at Sacramento	02/14/91
		Half	10	Dikembe Mutombo	at Chicago	12/01/02
			10	Harvey Catchings	vs. Atlanta	03/21/75
	Without a Miss	8	Dikembe Mutombo	at Chicago	12/01/02	
		32	Larry Costello (13 FG, 6 FT)	at Boston	12/08/61	
		Single-Game	31	Charles Barkley (10 FG, 2 3FG, 9 FT)	vs. San Antonio	03/24/89



## SIXERS ALL-TIME TOP PERFORMANCES: 50+ POINT CLUB

PTS	PLAYER	OPP	DATE	FGM-A	3PM-A	FTM-A	WL	SCORE
68	Wilt Chamberlain	at CHI	12/16/67	30-40	---	8-22	W	143-123
65	Wilt Chamberlain	vs LA	02/07/66	28-43	---	9-20	W	132-125
62	Wilt Chamberlain	vs SF	03/03/66	26-39	---	10-19	W	135-125
60	Allen Iverson	vs ORL	02/12/05	17-36	2-5	24-27	W	112-99
58	Allen Iverson	vs HOU	01/15/02	21-42	2-3	14-14	W	112-106 (OT)
58	Wilt Chamberlain	vs CIN	02/13/67	26-34	---	6-14	W	131-123
54	Allen Iverson	at MIL	12/18/04	17-29	4-7	16-21	W	116-97
54	Allen Iverson	at CLE	01/06/01	20-30	4-7	10-13	W	107-103
53	Allen Iverson	at ATL	12/23/05	17-31	0-1	19-21	L	108-111
53	Willie Burton	vs MIA	12/13/94	12-19	5-8	24-28	W	105-90
53	Wilt Chamberlain	vs LA	03/18/68	24-29	---	5-10	W	158-128
53	Wilt Chamberlain	at SEA	12/20/67	20-23	---	13-26	W	160-122
53	Wilt Chamberlain	vs LA	01/25/66	21-41	---	11-13	W	110-106
53	Wilt Chamberlain	vs DET	10/23/65	21-25	---	11-15	W	120-103
52	Wilt Chamberlain	vs SEA	12/01/67	22-29	---	8-30	W	133-109
51	Allen Iverson	vs UTA	12/20/04	18-31	4-6	11-17	L	101-103
51	Allen Iverson	vs TOR	01/21/01	20-40	4-8	7- 8	L	106-110 (OT)
51	Moses Malone	vs DET	11/14/84	18-32	0-0	15-18	L	133-137 (OT)
51	Wilt Chamberlain	at BAL	03/14/65	23-35	---	5- 9	L	126-143
50	Allen Iverson	vs ATL	11/29/03	20-34	4-7	6- 8	W	98-86
50	Allen Iverson	vs SAC	02/06/00	20-40	1-7	9-11	W	119-108
50	Allen Iverson	at CLE	04/12/97	17-32	5-9	11-18	L	118-125
50	Dana Barros	vs HOU	03/14/95	21-26	6-8	2- 2	L	107-136
50	Wilt Chamberlain	vs NY	01/02/66	22-38	---	6-11	W	133-122
50	Hal Greer	vs BOS	02/21/64	19-39	---	12-14	W	144-119
50	Dolph Schayes	at BOS	02/01/59	18-34	---	14-17	L	137-139 (OT)

## SIXERS ALL-TIME 40-POINT CLUB

PTS	PLAYER	OPP	DATE	WL	PTS	PLAYER	OPP	DATE	WL
49	Wilt Chamberlain	vs LA	01/07/66	L	45	Charles Barkley	at PHO	12/28/90	L
49	Allen Iverson	at MIL	02/13/01	W	45	Allen Iverson	vs MIL	01/03/00	W*
48	Wilt Chamberlain	at CIN	03/05/65	W	45	Allen Iverson	vs UTA	12/20/00	L
48	Hal Greer	at SEA	02/05/69	W	45	Allen Iverson	vs MIA	01/24/05	W
48	Allen Iverson	at MIL	03/01/05	W	45	Allen Iverson	at MIL	11/23/05	L
48	Allen Iverson	vs CHA	04/06/05	W	45	Allen Iverson	at MIA	11/27/06	L
47	Dolph Schayes	vs PHI	03/03/57	W	44	Hal Greer	vs PHI	01/21/62	L*
47	George Yardley	vs BOS	01/12/60	W	44	Wilt Chamberlain	vs BAL	01/18/66	W
47	Wilt Chamberlain	at SEA	12/17/67	W	44	Billy Cunningham	vs NYK	01/22/69	W**
47	Billy Cunningham	at POR	12/17/71	L	44	Julius Erving	vs HOU	10/13/79	W
47	Charles Barkley	at ATL	02/09/88	L	44	Julius Erving	vs DET	12/11/82	W
47	Allen Iverson	vs ORL	02/02/01	L**	44	Allen Iverson	at CHI	04/07/97	L
47	Allen Iverson	at CHA	02/24/01	L	44	Allen Iverson	at MIL	04/11/97	L
47	Allen Iverson	vs ATL	03/09/01	W	44	Allen Iverson	vs TOR	03/22/00	W
47	Allen Iverson	at BOS	01/25/02	W	44	Allen Iverson	vs DET	01/26/01	W
47	Allen Iverson	vs WAS	03/03/06	W	43	Hal Greer	at NY	11/30/63	W
47	Allen Iverson	at NY	03/31/06	W	43	Wilt Chamberlain	vs CIN	01/28/66	W
46	Wilt Chamberlain	at CIN	11/17/65	L	43	Wilt Chamberlain	at BAL	02/11/67	L
46	Wilt Chamberlain	at BAL	12/08/65	L	43	Hal Greer	at BOS	03/03/68	W
46	Billy Cunningham	vs SEA	11/08/69	L	43	Julius Erving	at CLE	01/19/78	L
46	Andrew Toney	vs LA	03/07/82	W	43	Andrew Toney	at CLE	02/18/85	L
46	Charles Barkley	vs MIL	02/11/88	W*	43	Charles Barkley	at UTA	11/30/87	W
46	Allen Iverson	vs SA	02/12/99	L	43	Charles Barkley	vs NJ	02/19/88	W
46	Allen Iverson	at ORL	11/10/99	L	43	Charles Barkley	at NY	03/16/89	W
46	Allen Iverson	at SAC	12/30/00	W*	43	Hersey Hawkins	at ORL	11/13/91	W
46	Allen Iverson	vs GS	02/20/02	W	43	Allen Iverson	at MIN	04/10/98	L
46	Allen Iverson	vs CLE	03/06/02	W	43	Allen Iverson	at MIN	03/28/00	W
46	Allen Iverson	vs UTA	01/11/06	L	43	Allen Iverson	vs CHI	01/17/01	W
46	Allen Iverson	vs CHI	11/24/06	W	43	Allen Iverson	at DET	02/23/01	W
45	Hal Greer	at BOS	02/14/59	L	43	Allen Iverson	vs NJ	03/01/02	W
45	Wilt Chamberlain	at SF	12/20/65	L	43	Allen Iverson	at IND	04/15/05	W
45	Billy Cunningham	at ATL	01/16/72	L	43	Allen Iverson	vs CHA	12/09/05	W
45	Julius Erving	vs BOS	11/01/80	W*	42	Dolph Schayes	vs BOS	12/09/56	W

# RECORDS

## SIXERS ALL-TIME 40-POINT CLUB

PTS	PLAYER	OPP	DATE	W/L
42	Johnny Kerr	at CIN	12/20/57	W
42	Lee Shaffer	vs CIN	11/28/63	L
42	Hal Greer	at DET	12/01/63	W
42	Hal Greer	at STL	03/11/64	W
42	Wilt Chamberlain	at LA	11/24/65	L
42	Wilt Chamberlain	vs BAL	02/24/67	W
42	Andrew Toney	at IND	03/15/83	W
42	Julius Erving	vs HOU	02/08/84	W
42	Moses Malone	at CHI	02/25/86	W
42	Charles Barkley	vs WAS	03/13/88	W
42	Charles Barkley	vs CHI	11/16/88	W
42	Charles Barkley	vs MIL	12/04/90	W*
42	Allen Iverson	at NJ	12/23/99	L
42	Allen Iverson	vs LAC	02/16/01	W
42	Allen Iverson	at TOR	03/03/02	W
42	Allen Iverson	at ORL	03/31/03	W*
42	Allen Iverson	at CHI	04/15/03	L
42	Allen Iverson	vs SA	02/15/06	W
42	Allen Iverson	at TOR	11/16/05	W
42	Allen Iverson	at NJ	12/10/05	W
41	Dolph Schayes	vs MIN	01/17/52	W***
41	Lee Shaffer	vs CHI	02/19/63	W
41	Hal Greer	vs SF	01/28/64	L
41	Wilt Chamberlain	vs BAL	11/30/65	L
41	Wilt Chamberlain	vs BAL	01/06/66	W
41	Wilt Chamberlain	at STL	01/09/66	W
41	Wilt Chamberlain	at DET	01/12/66	L
41	Wilt Chamberlain	vs DET	02/14/66	W
41	Wilt Chamberlain	at BAL	11/25/66	W
41	Hal Greer	vs DET	10/21/67	W
41	Billy Cunningham	at SF	02/22/69	W
41	Billy Cunningham	at BAL	12/25/69	L
41	Billy Cunningham	at HOU	10/14/71	W
41	Billy Cunningham	at BOS	01/30/72	L
41	Fred Carter	at MIL	02/18/72	W
41	Julius Erving	vs HOU	11/23/79	W
41	Julius Erving	at CLE	03/16/80	L
41	Charles Barkley	at CLE	12/13/86	L
41	Charles Barkley	vs POR	11/30/88	W
41	Charles Barkley	at DEN	01/05/91	W
41	Dana Barros	vs LAL	01/21/95	W*
41	Vernon Maxwell	vs NJ	04/08/96	W
41	Allen Iverson	vs LAL	03/19/99	W
41	Allen Iverson	vs NJ	02/09/00	W
41	Allen Iverson	vs SEA	01/05/01	W
41	Allen Iverson	vs WAS	03/02/01	W
41	Allen Iverson	at MIA	04/10/01	L
41	Allen Iverson	vs IND	03/08/02	W
41	Allen Iverson	vs MIN	12/18/02	W
41	Allen Iverson	at CLE	02/21/03	W
41	Allen Iverson	vs SEA	01/09/06	W
41	Allen Iverson	vs SAC	01/24/06	W
40	Dolph Schayes	vs MIN	01/06/55	L
40	Dolph Schayes	vs MIN	01/10/57	L
40	Dolph Schayes	at BOS	12/07/60	W
40	Hal Greer	vs NY	01/14/62	W
40	Wilt Chamberlain	vs LA	02/18/65	L
40	Wilt Chamberlain	at BAL	02/21/65	W
40	Wilt Chamberlain	vs DET	12/10/65	L
40	Hal Greer	vs LAL	10/17/69	W
40	Billy Cunningham	at CIN	10/18/69	W
40	Billy Cunningham	at PHO	02/03/70	L
40	Fred Carter	vs CLE	01/12/73	L**
40	Julius Erving	vs WAS	04/09/77	W
40	Julius Erving	vs WAS	03/12/80	W

PTS	PLAYER	OPP	DATE	W/L
40	Andrew Toney	vs NY	04/10/83	W
40	Andrew Toney	at CLE	01/07/84	L
40	Charles Barkley	vs CHI	01/30/87	W
40	Charles Barkley	at NY	12/17/87	W
40	Charles Barkley	vs BOS	12/22/87	L
40	Charles Barkley	vs DEN	12/07/90	W
40	Charles Barkley	at GS	02/16/91	L
40	Hersey Hawkins	at MIA	04/10/93	L
40	Allen Iverson	vs ATL	04/09/97	L
40	Allen Iverson	vs WAS	04/14/97	L
40	Allen Iverson	at HOU	02/03/00	L
40	Allen Iverson	vs WAS	11/28/01	L
40	Allen Iverson	at CLE	12/15/01	W
40	Allen Iverson	vs SA	01/13/01	W
40	Allen Iverson	vs LAL	02/14/01	W
40	Allen Iverson	at WAS	11/11/03	W
40	Allen Iverson	at SEA	03/07/03	W
40	Allen Iverson	vs MIL	12/12/04	W
40	Allen Iverson	at IND	12/22/04	W
40	Allen Iverson	at SEA	02/19/04	W
40	Allen Iverson	at NY	11/26/05	L
40	Allen Iverson	at BOS	11/30/05	L
40	Allen Iverson	at HOU	03/01/06	W
40	Allen Iverson	at NJ	04/12/06	W

\* Denotes number of overtimes.

### ALL-TIME TOP PERFORMANCES

Since the 1949-50 season, the Syracuse Nationals first season in the NBA, there have been 181 40-plus point games recorded in franchise history, by 17 different players. Additionally, there have been 26 50-plus point games recorded, by seven different players:

### ALL-TIME 40-POINT GAMES

Allen Iverson.....	76
Wilt Chamberlain.....	31
Charles Barkley.....	17
Hal Greer.....	12
Billy Cunningham.....	10
Julius Erving.....	9
Dolph Schayes.....	7
Andrew Toney.....	5
Moses Malone.....	2
Dana Barros.....	2
Hersey Hawkins.....	2
Fred Carter.....	2
Lee Shaffer.....	2
George Yardley.....	1
Johnny Kerr.....	1
Vernon Maxwell.....	1
Willie Burton.....	1
TOTAL.....	181 (120-61)

### ALL-TIME 50-POINT GAMES

Wilt Chamberlain.....	11
Allen Iverson.....	10
Dana Barros.....	1
Willie Burton.....	1
Hal Greer.....	1
Moses Malone.....	1
Dolph Schayes.....	1
TOTAL.....	26 (20-6)



## SIXERS ALL-TIME BEST SINGLE-GAME PERFORMANCES

### MOST FIELD GOALS MADE

FGM	PLAYER	OPP	DATE
30	Wilt Chamberlain	at CHI	12/16/67
28	Wilt Chamberlain	vs. LAL	02/07/66
26	Wilt Chamberlain	vs. SF	03/03/66
26	Wilt Chamberlain	vs. CIN	02/13/67
24	Wilt Chamberlain	vs. LAL	03/18/68
23	Wilt Chamberlain	at BAL	03/14/65
22	Wilt Chamberlain	vs. NY	01/02/66
22	Wilt Chamberlain	vs. SEA at BOS	12/01/67
21	George Yardley	vs. BOS	01/12/60
21	Wilt Chamberlain	vs. DET	10/23/65
21	Wilt Chamberlain	vs. LAL at MEM	01/25/66
21	Andrew Toney	vs. LAL	03/07/82
21	Dana Barros	vs. HOU	03/14/95
21	Allen Iverson	vs. HOU	01/15/02
21	Allen Iverson	vs. NOH	04/20/03

### THREE-POINT FIELD GOALS

3FG	PLAYER	OPP	DATE
9	Dana Barros	vs PHO	01/27/95
8	Willie Burton	vs MIL	01/25/95
8	Isaiah Canaan	at OKC (OT)	03/04/15
7	Tim Perry	vs CHA	02/07/94
7	Dana Barros	vs LAL (OT)	01/21/95
7	Trevor Ruffin	vs UTA	12/20/95
7	Vernon Maxwell	vs NJ	04/08/96
7	Kyle Korver	vs IND (OT)	11/12/04
7	Jodie Meeks	vs. CHA	12/04/10
7	Jodie Meeks	vs. CLE	03/27/12
7	Dorell Wright	at DAL	12/18/12
7	Robert Covington	vs. SAC	02/10/16
7	Robert Covington	vs. NYK	04/08/16

### MOST FREE THROWS

FTM	PLAYER	OPP	DATE
24 (of 28)	Willie Burton	vs. MIA	12/13/94
24 (of 27)	Allen Iverson	vs. ORL	02/12/05
23 (of 27)	Dolph Schayes	vs. MIN	01/17/52
21 (of 25)	Dolph Schayes	vs. NY	02/15/53
21 (of 23)	Moses Malone	vs. NY	02/13/85
21 (of 26)	Charles Barkley	at ATL	02/09/88
20 (of 22)	Dolph Schayes	at CIN	10/26/57
20 (of 22)	Moses Malone	vs. GSW	02/20/85
20 (of 24)	Charles Barkley	vs. NY	03/16/88
20 (of 24)	Allen Iverson	vs. HOU	02/06/06
19 (of 24)	Dolph Schayes	vs. BOS	03/11/54
19 (of 20)	Dolph Schayes	vs. STL	01/19/57
19 (of 22)	Dolph Schayes	at MIN	12/07/57
19 (of 20)	Julius Erving	vs. CHI	03/28/79
19 (of 22)	Moses Malone	vs. UTA	12/20/85
19 (of 21)	Allen Iverson	at ATL	12/23/05

### MOST REBOUNDS

REB	PLAYER	OPP	DATE
43	Wilt Chamberlain	vs BOS	03/06/65
42	Wilt Chamberlain	vs BOS	01/14/66
40	Wilt Chamberlain	vs BOS	12/28/65
38	Wilt Chamberlain	vs SF	03/02/67
38	Wilt Chamberlain	at SEA	12/20/67
37	Wilt Chamberlain	vs SF	03/03/66
37	Wilt Chamberlain	vs SEA	12/01/67
36	Wilt Chamberlain	vs BOS	03/05/66
36	Wilt Chamberlain	vs STL	03/09/66
36	Wilt Chamberlain	vs CIN	02/28/67

### MOST ASSISTS

AST	PLAYER	OPP	DATE
21	Wilt Chamberlain	vs DET	02/02/68
21	Maurice Cheeks	vs NJ	10/30/82
19	Wilt Chamberlain	vs CIN (OT)	03/19/68
19	Maurice Cheeks	vs WAS	04/13/87
19	Dana Barros	at PHO	01/04/95
18	Paul Seymour	at PHI	01/26/55
18	Larry Costello	vs BOS	03/03/60
18	Maurice Cheeks	vs SA	11/07/86
18	Andre Miller	vs CHI	03/26/08
17	Wilt Chamberlain	at CIN	02/17/67
17	Maurice Cheeks	vs HOU	11/21/81
17	Maurice Cheeks	vs SD	03/03/82
17	Maurice Cheeks	vs WAS	11/14/82
17	T.J. McConnell	at BOS	01/06/17

### MOST STEALS

STL	PLAYER	OPP	DATE
9	Maurice Cheeks	vs LAC	01/05/87
9	Hersey Hawkins	vs BOS	01/25/91
9	Allen Iverson	vs ORL	03/19/00
9	Allen Iverson	vs LAL (OT)	12/20/02
9	Michael Carter-Williams	vs. MIA	10/30/14
8	Julius Erving	vs WAS	11/12/76
8	Henry Bibby	at POR	03/01/77
8	Maurice Cheeks	vs PHO	03/17/84
8	Maurice Cheeks	vs SA	11/07/86
8	Hersey Hawkins	vs MIL (OT)	12/04/90
8	Allen Iverson	at ATL	03/29/03
8	Allen Iverson	at CHI	11/07/03
8	Robert Covington	at HOU	11/27/15

### MOST BLOCKS

BLK	PLAYER	OPP	DATE
10	Harvey Catchings	vs ATL	03/21/75
10	Manute Bol	at SAC	02/14/91
10	Dikembe Mutombo	at CHI	12/01/01
9	Moses Malone	vs SD (OT)	11/13/83
9	Manute Bol	vs BOS	04/18/91
9	Manute Bol	at LAL (OT)	03/05/93
9	Shawn Bradley	at DAL	01/07/94
9	Shawn Bradley	vs LAC	11/18/94
9	Theo Ratliff	at VAN (OT)	03/24/99
9	Theo Ratliff	vs WAS	11/29/00
9	Dikembe Mutombo	vs ATL	03/09/01
9	Dikembe Mutombo	vs MEM	12/02/01
9	Samuel Dalembert	vs NY	04/03/04
9	Samuel Dalembert	vs. MIN	12/12/07
9	Nerlens Noel	vs. IND	02/20/15

### MOST TURNOVERS

TO	PLAYER	OPP	DATE
12	Allen Iverson	vs. GSW	03/08/05
11	Allen Iverson	vs. CHI	03/19/05
10	Julius Erving	at ATL	11/15/77
10	Darryl Dawkins	at PHO	03/04/79
10	Charles Barkley	vs NJ	03/27/87
10	Cliff Robinson	vs NY	04/05/88
10	Allen Iverson	vs VAN	11/30/96
10	Clarence Weatherspoon	at BOS (OT)	01/22/97
10	Allen Iverson	vs ORL	03/28/01
10	Robert Covington	vs. MEM	12/13/14

# RECORDS

## OPPONENTS 50-POINT CLUB

PTS	PLAYER	OPP	DATE	FGM-A	3PM-A	FTM-A	WL	SCORE
70	Wilt Chamberlain	vs. SF	03/10/1963	27-38	---	16-22	W	163-148
63	Wilt Chamberlain	vs. SF	11/26/1964	27-58	---	9-20	W	128-117
62	Wilt Chamberlain	vs. PHI	01/21/1962	25-42	---	12-17	L	132-139
61	Wilt Chamberlain	at SF	12/11/1962	27-57	---	7-11	L	124-136
59	Wilt Chamberlain	vs. SF	01/28/1964	24-36	---	11-20	L	117-139
57	Richie Guerin	at NY	12/11/1959	18-31	---	21-26	L	121-152
56	Wilt Chamberlain	at PHI	01/05/1961	20-32	---	16-22	L	127-139
56	Elgin Baylor	at LA	01/24/1961	19-30	---	18-20	L	107-116
56	Wilt Chamberlain	vs. PHI	03/01/1961	22-44	---	12-20	W	149-128
56	Michael Jordan	at CHI	03/24/1987	22-32	0-1	12-15	L	91-93
55	Wilt Chamberlain	at PHI	10/27/1961	21-45	---	13-21	W	126-122
55	Wilt Chamberlain	at PHI	11/09/1961	20-38	---	15-27	L	108-151
55	Rick Barry	at GS	01/23/1975	23-49	---	9-10	L	100-108
53	Kareem Abdul-Jabbar	at MIL	02/18/1972	18-28	---	17-22	W	132-126
53	Jimmy Butler	vs. CHI	01/14/2016	15-30	2-4	21-25	W	115-111 (OT)
52	George Yardley	at DET	02/04/1958	18-31	---	16-16	L	113-118
52	Michael Jordan	vs. CHI	11/16/1988	24-29	0-1	4- 4	W	123-110
51	Bob Pettit	vs. STL	12/21/1957	18-27	---	15-20	L	136-146
51	Wilt Chamberlain	at PHI	12/26/1961	21-53	---	9-15	L	111-118
51	Rick Barry	at GS	02/23/1974	22-40	---	7- 8	L	106-125
51	Rick Barry	at GS	10/29/1977	22-38	---	7- 8	L	110-113
51	James Harden	vs. HOU	01/27/2017	16-28	6-11	13-14	L	118-123
50	Neil Johnston	vs. PHI	02/16/1954	18-30	---	14-16	L	77-95
50	Elgin Baylor	at LA	12/04/1961	17-34	---	16-22	L	120-131
50	Wilt Chamberlain	at PHI	02/04/1962	19-35	---	12-18	L	117-128
50	Elgin Baylor	at LA	12/12/1962	20-29	---	10-13	L	120-126
50	Oscar Robertson	vs. CIN	02/06/1965	17-32	---	16-16	W	127-122
50	Pete Maravich	at ATL	01/16/1972	18-29	---	14-16	L	116-124
50	Bernard King	at GS	01/03/1981	20-25	0-0	10-11	W	119-105
50	James Harden	at HOU	11/27/2015	14-28	6-12	16-20	W	116-114
50	James Harden	at HOU	11/27/2015	14-28	6-12	16-20	W	116-114

## OPPONENTS TOP-5 SINGLE-GAME PERFORMANCES

### MOST REBOUNDS

REB	PLAYER	OPP	DATE
51	Bill Russell	at BOS	02/05/60
45	Wilt Chamberlain	at PHI	02/06/60
41	Bill Russell	at BOS	02/12/58
40	Wilt Chamberlain	at PHI	11/04/59
40	Jerry Lucas	vs. CIN	02/29/64

### MOST ASSISTS

AST	PLAYER	OPP	DATE
23	Jerry West	at LAL	02/01/67
22	Oscar Robertson	at CIN	10/29/61
22	John Stockton	vs. UTA	12/18/92
22	Sherman Douglas	vs. BOS	04/03/94
22	Andre Miller	at CLE	12/15/01

### MOST STEALS

STL	PLAYER	OPP	DATE
10	Fred Brown	vs. SEA	12/03/76
10	Eddie Jordan	vs. NJ	03/23/79
10	Ron Harper	at CLE	03/10/87
10	Mookie Blaylock	at ATL	04/14/98
10	Michael Finley	at DAL	01/23/01

### MOST BLOCKED SHOTS

BLK	PLAYER	OPP	DATE
13	Darryl Dawkins	at NJ	11/05/83
11	Mark Eaton	at UTA	12/30/88
11	Manute Bol	vs. GS	01/27/89
11	Greg Ostertag	at UTA (OT)	01/06/98
11	Joakim Noah	at CHI	02/28/12

### MOST FREE THROWS

FTM	PLAYER	OPP	DATE
21	Richie Guerin	at NY	12/11/59
21	Lenny Wilkens	vs. SEA	11/08/69
21	Jimmy Butler	vs. CHI (OT)	01/14/16
20	Jerry West	at LAL	12/21/66
19	Bob Pettit	at STL	12/27/56
19	Jerry West	vs. LAL	12/17/65
19	Bob Rule	at SEA	11/15/69

### MOST FIELD GOALS

FGM	PLAYER	OPP	DATE
27	Wilt Chamberlain	at SF	12/11/62
27	Wilt Chamberlain	vs. SF	03/10/63
27	Wilt Chamberlain	vs. SF	11/26/64
25	Wilt Chamberlain	vs. PHI (OT)	01/21/62
24	Wilt Chamberlain	vs. SF	01/28/64
24	Michael Jordan	vs. CHI	11/16/88



## ALL-TIME INDIVIDUAL HIGHS (SINGLE-SEASON)

### MOST GAMES PLAYED

Wilt Chamberlain	1967-68	82
Matt Guokas	1967-68	82
Luke Jackson	1967-68	82
Hal Greer, Chet Walker	1967-68	82
Hal Greer, Chet Walker, Darrall Imhoff	1968-69	82
Archie Clark, Billy Cunningham	1968-69	82
Bailey Howell	1970-71	82
Fred Boyd, Manny Leaks	1972-73	82
Steve Mix	1973-74	82
Leroy Ellis	1974-75	82
Fred Carter	1975-76	82
Caldwell Jones, Julius Erving	1976-77	82
Henry Bibby, Steve Mix	1977-78	82
Henry Bibby, Maurice Cheeks	1978-79	82
Henry Bibby	1979-80	82
Julius Erving, Lionel Hollins	1980-81	82
Charles Barkley, Sedale Threatt	1984-85	82
Maurice Cheeks	1985-86	82
Mike Gminski, Ron Anderson, Brooks	1988-89	82
Hersey Hawkins	1989-90	82
Ron Anderson, Manute Bol	1990-91	82
Ron Anderson, Johnny Dawkins	1991-92	82
Clarence Weatherspoon	1992-93	82
Clarence Weatherspoon	1993-94	82
Dana Barros, Shawn Bradley	1994-95	82
Clarence Weatherspoon, Michael Cage	1996-97	82
Aaron McKie, Eric Snow	1999-00	82
George Lynch	2000-01	82
Allen Iverson, Eric Snow	2002-03	82
Samuel Dalembert, Eric Snow	2003-04	82
Kyle Korver, Andre Iguodala	2004-05	82
Kyle Korver, Andre Iguodala, John Salmons	2005-06	82
Samuel Dalembert	2006-07	82
S. Dalembert, A. Iguodala, A. Miller	2007-08	82
S. Dalembert, A. Iguodala, A. Miller	2008-09	82
Samuel Dalembert, Andre Iguodala	2009-10	82
Jrue Holiday, Thaddeus Young	2010-11	82
Spencer Hawes, Evan Turner	2012-13	82

### MOST POINTS

1. Wilt Chamberlain	1965-66	2649
2. Allen Iverson	2005-06	2377
3. Allen Iverson	2004-05	2302
4. Charles Barkley	1987-88	2264
5. Allen Iverson	2002-03	2262
6. Allen Iverson	2000-01	2207
7. Billy Cunningham	1969-70	2114
8. Julius Erving	1979-80	2100
9. Charles Barkley	1988-89	2037
10. Billy Cunningham	1968-69	2034

### BEST SCORING AVERAGE

*Min. 20 Games Played*

1. Wilt Chamberlain	1965-66	33.5
2. Allen Iverson	2005-06	33.0
3. Allen Iverson	2001-02	31.4
4. Allen Iverson	2000-01	31.1
5. Allen Iverson	2004-05	30.7
6. Wilt Chamberlain	1964-65	30.1
7. Allen Iverson	1999-00	28.4
8. Charles Barkley	1987-88	28.3
9t. Charles Barkley	1990-91	27.6
9t. Allen Iverson	2002-03	27.6

### MOST MINUTES

1. Wilt Chamberlain	1967-68	3836
2. Wilt Chamberlain	1965-66	3737
3. Wilt Chamberlain	1966-67	3682
4. Allen Iverson	2002-03	3485
5. Billy Cunningham	1968-69	3345
6. Hal Greer	1965-66	3326
7. Dana Barros	1994-95	3318
8. Hal Greer	1968-69	3311
9. Maurice Cheeks	1985-86	3270
10. Andre Iguodala	2008-09	3269

### SIXERS INDIVIDUAL SINGLE-SEASON RECORDS

Total Points	2649	Wilt Chamberlain.....	1965-66
Average Points per Game	33.5	Wilt Chamberlain.....	1965-66
Minutes Played	3836	Wilt Chamberlain.....	1967-68
FG	1074	Wilt Chamberlain.....	1965-66
FGA	1990	Wilt Chamberlain.....	1965-66
FG Percentage	.683	Wilt Chamberlain.....	1966-67
3-PT FG	226	Kyle Korver .....	2004-05
3-PT FG Attempted	558	Kyle Korver .....	2004-05
3-PT FG Percentage	.464	Dana Barros.....	1994-95
FT Made	737	Moses Malone.....	1984-85
FT Attempted	976	Wilt Chamberlain.....	1965-66
FT Percentage	.938	Mike Gminski .....	1987-88
Rebounds	1957	Wilt Chamberlain.....	1966-67
Rebounds Offensive	445	Moses Malone.....	1982-83
Rebounds Defensive	749	Moses Malone.....	1982-83
Assists	753	Maurice Cheeks.....	1985-86
Personal Fouls	338	Shawn Bradley .....	1994-95
Disqualifications	18	Shawn Bradley .....	1994-95
Steals	225	Allen Iverson .....	2002-03
Blocked Shots	274	Shawn Bradley .....	1994-95
Turnovers	350	Charles Barkley .....	1985-86







## ALL-TIME INDIVIDUAL HIGHS (SINGLE-SEASON)

### MOST OFFENSIVE REBOUNDS

Offensive rebounds have been compiled since 1973-74

1.	Moses Malone	1982-83	445
2.	Charles Barkley	1988-89	403
3.	Charles Barkley	1986-87	390
4t.	Moses Malone	1984-85	385
4t.	Charles Barkley	1987-88	385
6.	Charles Barkley	1989-90	361
7.	Charles Barkley	1985-86	354
8.	Moses Malone	1983-84	352
9.	Moses Malone	1985-86	339
10.	George McGinnis	1976-77	324

### MOST DEFENSIVE REBOUNDS

Defensive rebounds have been compiled since 1973-74

1.	Moses Malone	1982-83	749
2.	Caldwell Jones	1979-80	731
3.	George McGinnis	1975-76	707
4.	Charles Barkley	1985-86	672
5.	Moses Malone	1984-85	646
6.	Caldwell Jones	1980-81	613
7.	Dikembe Mutombo	2001-02	609
8.	Charles Barkley	1986-87	604
9.	Moses Malone	1983-84	598
10.	Leroy Ellis	1973-74	598

### MOST ASSISTS

1.	Maurice Cheeks	1985-86	753
2.	Wilt Chamberlain	1967-68	702
3.	Maurice Cheeks	1981-82	667
4.	Maurice Cheeks	1987-88	635
5.	Wilt Chamberlain	1966-67	630
6.	Jrue Holiday	2012-13	625
7.	Eric Snow	1999-00	624
8.	Dana Barros	1994-95	619
9.	Johnny Dawkins	1989-90	601
10.	Allen Iverson	2004-05	596

### MOST PERSONAL FOULS

1.	Shawn Bradley	1994-95	338
2.	George McGinnis	1975-76	334
3.	Charles Barkley	1985-86	333
4.	Billy Cunningham	1969-70	331
5.	Billy Cunningham	1968-69	329
6.	Billy Cunningham	1970-71	328
7.	Darryl Dawkins	1979-80	328
8.	Darryl Dawkins	1980-81	316
9.	Hal Greer	1965-66	315
10.	Darrall Imhoff	1968-69	310

### MOST DISQUALIFICATIONS

Disqualifications have been compiled since 1950-51

1.	Shawn Bradley	1994-95	18
2.	Alex Hannum	1950-51	16
3.	Billy Cunningham	1969-70	15
4.	George McGinnis	1975-76	13
5t.	Darrall Imhoff	1968-69	12
5t.	Earl Lloyd	1953-54	12
5t.	Billy Cunningham	1965-66	12
5t.	Billy Cunningham	1971-72	12
9t.	Billy Gabor	1952-53	11
9t.	George Ratkovicz	1950-51	11

### MOST STEALS

Steals have been compiled since 1973-74

1.	Allen Iverson	2002-03	225
2.	Steve Mix	1973-74	212
3.	Maurice Cheeks	1981-82	209
4.	Maurice Cheeks	1985-86	207
5.	George McGinnis	1975-76	198
6.	Maurice Cheeks	1980-81	193
7.	Maurice Cheeks	1982-83	184
8.	Maurice Cheeks	1979-80	183
9t.	Maurice Cheeks	1986-87	180
9t.	Allen Iverson	2004-05	180

### MOST BLOCKED SHOTS

Blocked shots have been compiled since 1973-74

1.	Shawn Bradley	1994-95	274
2.	Manute Bol	1990-91	247
3.	Manute Bol	1991-92	205
4.	Theo Ratliff	1997-98	203
5.	Caldwell Jones	1976-77	200
6.	Samuel Dalembert	2007-08	192
7.	Dikembe Mutombo	2001-02	190
8.	Samuel Dalembert	2003-04	189
9.	Theo Ratliff	2000-01	187
10.	Theo Ratliff	1999-00	171

### TURNOVERS

Turnovers have been compiled since 1977-78

1.	Charles Barkley	1985-86	350
2.	Allen Iverson	2004-05	344
3.	Allen Iverson	1996-97	337
4.	Charles Barkley	1986-87	322
5.	Jerry Stackhouse	1996-97	316
6.	Julius Erving	1978-79	315
7.	George McGinnis	1977-78	312
8.	Charles Barkley	1987-88	304
9.	Andrew Toney	1983-84	297
10.	Jrue Holiday	2012-13	292



Manute Bol, the tallest player ever to suit up for the Sixers at 7-foot-7, posted back-to-back seasons with 200-plus blocked shots (1990-91, 1991-92).

# RECORDS

## ALL-TIME INDIVIDUAL HIGHS (CAREER)

### MOST SEASONS WITH FRANCHISE

1.	Dolph Schayes.....	15
1t.	Hal Greer.....	15
3.	Allen Iverson.....	12
4t.	Maurice Cheeks.....	11
4t.	Julius Erving.....	11
4t.	Paul Seymour.....	11
4t.	John (Red) Kerr.....	11
8t.	Al Bianchi.....	10
8t.	Larry Costello.....	10
10t.	Billy Cunningham.....	9
10t.	Steve Mix.....	9

### MOST GAMES PLAYED

1.	Hal Greer.....	1122
2.	Dolph Schayes.....	996
3.	Maurice Cheeks.....	853
4.	Julius Erving.....	836
5.	John (Red) Kerr.....	834
6.	Allen Iverson.....	722
7.	Al Bianchi.....	687
8.	Steve Mix.....	668
9.	Billy Cunningham.....	654
10.	Bobby Jones.....	617

### MOST POINTS

1.	Hal Greer.....	21586
2.	Allen Iverson.....	19931
3.	Dolph Schayes.....	18438
4.	Julius Erving.....	18364
5.	Charles Barkley.....	14184
6.	Billy Cunningham.....	13626
7.	John (Red) Kerr.....	11699
8.	Maurice Cheeks.....	10429
9.	Andre Iguodala.....	9422
10.	Chet Walker.....	9043

### SCORING AVERAGE

Min. of 100 games played

1.	Wilt Chamberlain.....	27.6
2.	Allen Iverson.....	27.6
3.	Charles Barkley.....	23.3
4.	Julius Erving.....	22.0
5.	George McGinnis.....	21.6
6.	Moses Malone.....	21.0
7.	Billy Cunningham.....	20.8
8.	Jerry Stackhouse.....	19.5
9.	Hal Greer.....	19.2
10.	Hersey Hawkins.....	19.0

### MOST MINUTES PLAYED

Minutes have been compiled since 1950-51

1.	Hal Greer.....	39788
2.	Allen Iverson.....	29879
3.	Dolph Schayes.....	29800
4.	Julius Erving.....	28677
5.	Maurice Cheeks.....	28583
6.	John (Red) Kerr.....	26014
7.	Andre Iguodala.....	23216
8.	Charles Barkley.....	22761
9.	Billy Cunningham.....	22406
10.	Larry Costello.....	18624

### MOST FIELD GOALS

1.	Hal Greer.....	8504
2.	Julius Erving.....	7237
3.	Allen Iverson.....	6962
4.	Dolph Schayes.....	5863
5.	Billy Cunningham.....	5116
6.	Charles Barkley.....	5025
7.	John (Red) Kerr.....	4623
8.	Maurice Cheeks.....	4192
9.	Chet Walker.....	3318
10.	Andre Iguodala.....	3301

## SIXERS INDIVIDUAL CAREER RECORDS

Most Seasons With Franchise	15	Dolph Schayes, Hal Greer.....	1949-64, 1958-73
Most Games Played	1122	Hal Greer.....	1958-73
Most Points	21586	Hal Greer.....	1958-73
Scoring Average	27.6	Wilt Chamberlain.....	1965-68
Most Minutes Played	39788	Hal Greer.....	1958-73
Most Field Goals	8504	Hal Greer.....	1958-73
Most Field Goals Attempted	18811	Hal Greer.....	1958-73
Field Goal Percentage	.583	Wilt Chamberlain.....	1965-68
Three-Point Field Goals Made	885	Allen Iverson.....	1996-07, 2009-10
Three-Point Field Goals Attempted	2864	Allen Iverson.....	1996-07, 2009-10
Three-Point Field Goal Percentage	.426	Dana Barros.....	1993-95
Most Free Throws	6712	Dolph Schayes.....	1949-64
Most Free Throws Attempted	7904	Dolph Schayes.....	1949-64
Free Throw Percentage	.886	Jodie Meeks.....	2009-12
Most Rebounds	11256	Dolph Schayes.....	1949-64
Most Offensive Rebounds	2688	Charles Barkley.....	1984-92
Most Defensive Rebounds	4391	Charles Barkley.....	1984-92
Most Assists	6212	Maurice Cheeks.....	1978-89
Most Personal Fouls	3855	Hal Greer.....	1958-73
Most Disqualifications	90	Dolph Schayes.....	1949-64
Most Steals	1942	Maurice Cheeks.....	1978-89
Most Blocked Shots	1293	Julius Erving.....	1976-87
Turnovers	2662	Allen Iverson.....	1996-07, 2009-10



## ALL-TIME INDIVIDUAL HIGHS (CAREER)

### MOST FIELD GOALS ATTEMPTED

1. Hal Greer.....	18811
2. Allen Iverson.....	16543
3. Dolph Schayes.....	15427
4. Julius Erving.....	14276
5. Billy Cunningham.....	11467
6. John (Red) Kerr.....	11059
7. Charles Barkley.....	8722
8. Maurice Cheeks.....	7940
9. Fred Carter.....	7539
10. Chet Walker.....	7254

### FIELD GOAL PERCENTAGE

Min. of 500 FGM

1. Wilt Chamberlain.....	.583
2. Charles Barkley.....	.576
3. Darryl Dawkins.....	.555
4. Bobby Jones.....	.542
5. Maurice Cheeks.....	.528
6. Samuel Dalembert.....	.527
7t. Darrall Imhoff.....	.510
7t. Jahlil Okafor.....	.510
9. Julius Erving.....	.507
10. Nerlens Noel.....	.505

### THREE POINT FIELD GOALS

3-PT field goals have been compiled since 1979-80

1. Allen Iverson.....	885
2. Kyle Korver.....	661
3. Andre Iguodala.....	563
4. Hersey Hawkins.....	476
5. Robert Covington.....	474
6. Lou Williams.....	373
7. Hollis Thompson.....	357
8. Dana Barros.....	332
9. Jrue Holiday.....	299
10. Aaron McKie.....	295



Dana Barros connected on a franchise-record 42.6 percent from three-point range in two seasons with the 76ers (1993-95).

### THREE POINT FIELD GOALS ATTEMPTED

3-PT FGA have been compiled since 1979-80

1. Allen Iverson.....	2864
2. Andre Iguodala.....	1700
3. Kyle Korver.....	1618
4. Robert Covington.....	1340
5. Hersey Hawkins.....	1172
6. Lou Williams.....	1107
7. Hollis Thompson.....	917
8. Charles Barkley.....	846
9. Aaron McKie.....	842
10. Willie Green.....	818

### THREE POINT FIELD GOAL PERCENTAGE

3-PT FG PCT has been compiled since 1979-80

Min. 60 3FGM

1. Dana Barros.....	.426
2. Kyle Korver.....	.409
3. Hersey Hawkins.....	.406
4. Royal Ivey.....	.389
5. Hollis Thompson.....	.389
6. Willie Burton.....	.385
7. Jodie Meeks.....	.383
8. Gerald Henderson.....	.376
9t. Jrue Holiday.....	.374
9t. Dorrell Wright.....	.374

### MOST FREE THROWS

1. Dolph Schayes.....	6979
2. Allen Iverson.....	5122
3. Hal Greer.....	4578
4. Charles Barkley.....	3920
5. Julius Erving.....	3844
6. Billy Cunningham.....	3394
7. Moses Malone.....	2589
8. John (Red) Kerr.....	2453
9. Chet Walker.....	2407
10. Andre Iguodala.....	2257

### MOST FREE THROWS ATTEMPTED

1. Dolph Schayes.....	8274
2. Allen Iverson.....	6576
3. Hal Greer.....	5717
4. Charles Barkley.....	5347
5. Julius Erving.....	4950
6. Billy Cunningham.....	4717
7. John (Red) Kerr.....	3410
8. Moses Malone.....	3320
9. Chet Walker.....	3255
10. Wilt Chamberlain.....	3163

### FREE THROW PERCENTAGE

Min. of 200 FTM

1. Jodie Meeks.....	.886
2. Kyle Korver.....	.880
3. Mike Gminski.....	.873
4. Dana Barros.....	.872
5. Jeff Hornacek.....	.868
6. Hersey Hawkins.....	.867
7. Johnny Dawkins.....	.851
8t. Larry Costello.....	.846
8t. Ron Anderson.....	.846
10. Dolph Schayes.....	.843

# RECORDS

## ALL-TIME INDIVIDUAL HIGHS (CAREER)

### MOST REBOUNDS

Rebounds have been compiled since 1950-51

1.	Dolph Schayes.....	11256
2.	John (Red) Kerr.....	9506
3.	Charles Barkley.....	7079
4.	Billy Cunningham.....	6638
5.	Wilt Chamberlain.....	6632
6.	Hal Greer.....	5665
7.	Julius Erving.....	5601
8t.	Samuel Dalembert.....	4844
8t.	Luke Jackson.....	4613
10.	Caldwell Jones.....	4454

### OFFENSIVE REBOUNDS

Offensive rebounds have been compiled since 1973-74

1.	Charles Barkley.....	2688
2.	Julius Erving.....	2067
3.	Moses Malone.....	1627
4.	Samuel Dalembert.....	1561
5.	Steve Mix.....	1318
6.	Clarence Weatherspoon.....	1142
7.	Caldwell Jones.....	1115
8.	Thaddeus Young.....	1027
9.	Bobby Jones.....	950
10.	George McGinnis.....	866

### DEFENSIVE REBOUNDS

Defensive rebounds have been compiled since 1973-74

1.	Charles Barkley.....	4391
2.	Julius Erving.....	3534
3.	Caldwell Jones.....	3339
4.	Samuel Dalembert.....	3283
5.	Andre Iguodala.....	2934
6.	Moses Malone.....	2646
7.	Clarence Weatherspoon.....	2573
8.	Steve Mix.....	2453
9.	Darryl Dawkins.....	2323
10.	Allen Iverson.....	2171

### MOST ASSISTS

1.	Maurice Cheeks.....	6212
2.	Hal Greer.....	4540
3.	Allen Iverson.....	4385
4.	Julius Erving.....	3224
5.	Dolph Schayes.....	3072
6.	Andre Iguodala.....	2991
7.	Eric Snow.....	2965
8.	Larry Costello.....	2901
9.	Billy Cunningham.....	2625
10.	Paul Seymour.....	2335

### MOST PERSONAL FOULS

1.	Hal Greer.....	3855
2.	Dolph Schayes.....	3664
3.	Billy Cunningham.....	2431
4.	Julius Erving.....	2286
5.	John (Red) Kerr.....	2139
6.	Larry Costello.....	2107
7.	Al Bianchi.....	2069
8.	Charles Barkley.....	2045
9.	Maurice Cheeks.....	1934
10.	Samuel Dalembert.....	1844

### MOST DISQUALIFICATIONS

Disqualifications have been compiled since 1950-51

1.	Dolph Schayes.....	90
2.	Hal Greer.....	72
3.	Billy Cunningham.....	64
4.	Al Bianchi.....	54
5.	Larry Costello.....	47
6.	Earl Lloyd.....	41
7.	Dave Gambee.....	39
8t.	John (Red) Kerr.....	34
8t.	Darryl Dawkins.....	34
10.	Charles Barkley.....	33

### MOST STEALS

Steals have been compiled since 1973-74

1.	Maurice Cheeks.....	1942
2.	Allen Iverson.....	1644
3.	Julius Erving.....	1508
4.	Andre Iguodala.....	1076
5.	Charles Barkley.....	1007
6.	Steve Mix.....	851
7.	Bobby Jones.....	727
8.	Hersey Hawkins.....	722
9.	Thaddeus Young.....	708
10.	Eric Snow.....	702

### BLOCKED SHOTS

Blocked Shots have been compiled since 1973-74

1.	Julius Erving.....	1293
2.	Samuel Dalembert.....	1131
3.	Caldwell Jones.....	926
4.	Theo Ratliff.....	757
5.	Bobby Jones.....	694
6.	Darryl Dawkins.....	635
7.	Charles Barkley.....	606
8.	Manute Bol.....	580
9.	Clarence Weatherspoon.....	496
10.	Moses Malone.....	478

### TURNOVERS

Turnovers have been compiled since 1977-78

1.	Allen Iverson.....	2662
2.	Julius Erving.....	2323
3.	Charles Barkley.....	2127
4.	Maurice Cheeks.....	1970
5.	Andre Iguodala.....	1460
6.	Andrew Toney.....	1394
7.	Moses Malone.....	1120
8.	Bobby Jones.....	1023
9.	Eric Snow.....	967
10.	Clarence Weatherspoon.....	947



## ALL-TIME ROOKIE LEADERS (SEASON)

### POINTS

	PLAYER	YEAR	PTS
1.	Allen Iverson	1996-97	1787
2.	Jerry Stackhouse	1995-96	1384
3.	Clarence Weatherspoon	1992-93	1280
4.	Lee Shaffer	1961-62	1267
5.	Hersey Hawkins	1988-89	1196
6.	Michael Carter-Williams	2013-14	1167
7.	Charles Barkley	1984-85	1148
8.	Billy Cunningham	1965-66	1143
9.	Luke Jackson	1964-65	1126
10.	Dolph Schayes	1949-50	1072

### MOST FIELD GOALS

	PLAYER	YEAR	FG
1.	Allen Iverson	1996-97	625
2.	Lee Shaffer	1961-62	514
3.	Clarence Weatherspoon	1992-93	494
4.	Jerry Stackhouse	1995-96	452
5.	Hersey Hawkins	1988-89	442

### MOST FIELD GOALS ATTEMPTED

	PLAYER	YEAR	FGA
1.	Allen Iverson	1996-97	1504
2.	Lee Shaffer	1961-62	1180
3.	Jerry Stackhouse	1995-96	1091
4.	Michael Carter-Williams	2013-14	1054
5.	Clarence Weatherspoon	1992-93	1053

### MOST THREE-POINT FIELD GOALS

	PLAYER	YEAR	3FGM
1.	Allen Iverson	1996-97	155
2.	Dario Saric	2016-17	106
3.	Jerry Stackhouse	1995-96	93
4.	Kyle Korver	2003-04	81
5.	Hersey Hawkins	1988-89	71

### MOST THREE-POINT FIELD GOAL ATTEMPTS

	PLAYER	YEAR	3FGA
1.	Allen Iverson	1996-97	455
2.	Dario Saric	2016-17	341
3.	Jerry Stackhouse	1995-96	292
4.	Michael Carter-Williams	2013-14	208
5.	Kyle Korver	2003-04	207

### MOST FREE THROWS MADE

	PLAYER	YEAR	FTM
1.	Jerry Stackhouse	1995-96	387
2.	Allen Iverson	1996-97	382
3.	Dolph Schayes	1949-50	376
4.	Charles Barkley	1984-85	293
5.	Clarence Weatherspoon	1992-93	291

### MOST FREE THROW ATTEMPTS

	PLAYER	YEAR	FTA
1.	Allen Iverson	1996-97	544
2.	Jerry Stackhouse	1995-96	518
3.	Dolph Schayes	1949-50	486
4.	Billy Cunningham	1965-66	443
5.	Clarence Weatherspoon	1992-93	408



Allen Iverson set a franchise record with 1,787 points during his rookie season in 1996-97.

### MOST REBOUNDS

	PLAYER	YEAR	REB
1.	Luke Jackson	1964-65	980
2.	Charles Barkley	1984-85	703
3.	Nerlens Noel	2014-15	611
4.	Billy Cunningham	1965-66	599
5.	Clarence Weatherspoon	1992-93	589

### MOST ASSISTS

	PLAYER	YEAR	AST
1.	Allen Iverson	1996-97	567
2.	Michael Carter-Williams	2013-14	441
3.	Maurice Cheeks	1978-79	431
4.	T.J. McConnell	2015-16	367
5.	Scott Brooks	1988-89	306

### MOST STEALS

	PLAYER	YEAR	STL
1.	Maurice Cheeks	1978-79	174
2.	Allen Iverson	1996-97	157
3.	Andre Iguodala	2004-05	138
4.	Nerlens Noel	2014-15	133
5.	Michael Carter-Williams	2013-14	130

### MOST TURNOVERS

	PLAYER	YEAR	TO
1.	Allen Iverson	1996-97	337
2.	Jerry Stackhouse	1995-96	252
3.	Michael Carter-Williams	2013-14	247
4.	Andrew Toney	1980-81	219
5.	Charles Barkley	1984-85	209

### MOST BLOCKED SHOTS

	PLAYER	YEAR	BLK
1.	Shawn Bradley	1993-94	147
2.	Nerlens Noel	2014-15	142
3.	Sharonne Wright	1994-95	104
4.	Charles Barkley	1984-85	80
5.	Jerry Stackhouse	1995-96	79

# RECORDS

## FRANCHISE SCORING LEADERS (CAREER)

	PLAYERS	YEARS	G	FG	3FG	FT	PTS	AVG
1.	Hal Greer	1958-73	1122	8504	---	4578	21586	19.2
2.	Allen Iverson	1996-07/2009-10	722	6962	885	5122	19931	27.6
3.	Dolph Schayes	1949-64	1059	6134	---	6979	19247	18.2
4.	Julius Erving	1976-87	836	7237	46	3844	18364	22.0
5.	Charles Barkley	1984-92	610	5025	214	3920	14184	23.3
6.	Billy Cunningham	1965-72/1974-76	654	5116	---	3394	13626	20.8
7.	John (Red) Kerr	1954-65	834	4623	---	2453	11699	14.0
8.	Maurice Cheeks	1978-89	853	4192	40	2005	10429	12.2
9.	Andre Iguodala	2004-2012	615	3301	563	2257	9422	15.3
10.	Chet Walker	1962-69	558	3318	---	2407	9043	16.2
11.	Larry Costello	1957-68	615	2863	---	2231	7957	12.9
12.	Fred Carter	1971-77	409	3248	---	1177	7673	18.8
13.	Hersey Hawkins	1988-93	403	2626	476	1929	7657	19.0
14.	Wilt Chamberlain	1964-68	277	3105	---	1441	7651	27.6
15.	Steve Mix	1974-82	668	2893	5	1768	7559	11.3
16.	Moses Malone	1982-94/1993-94	357	2461	0	2589	7511	21.0
17.	Andrew Toney	1980-88	468	2859	138	1602	7458	15.9
18.	Doug Collins	1973-81	415	2927	0	1573	7427	17.9
19.	Thaddeus Young	2007-2014	516	3018	208	834	7078	13.7
20.	Clarence Weatherspoon	1992-98	448	2669	10	1519	6867	15.3
21.	Bobby Jones	1978-86	617	2471	0	1643	6585	10.7
22.	Paul Seymour	1949-60	693	2211	---	1853	6275	9.1
23.	Al Bianchi	1956-66	687	2212	---	1126	5550	8.1
24.	Dave Gambee	1960-67	475	1932	---	1590	5454	11.5
25.	Wali Jones	1965-71	454	2117	---	995	5229	11.5
26.	Luke Jackson	1965-72	522	2004	---	1162	5170	9.9
27.	Lou Williams	2005-12	455	1730	373	1325	5158	11.3
28.	Ron Anderson	1988-93	393	2151	95	741	5138	13.1
29.	George McGinnis	1975-78	234	1894	---	1258	5046	21.6
30.	Darryl Dawkins	1975-82	448	2062	0	885	5009	11.2
31.	Samuel Dalembert	2001-11	582	1934	0	842	4710	8.1
32.	Archie Clark	1968-71	241	1711	---	959	4381	18.2
33.	Eric Snow	1997-04	452	1589	35	1162	4375	9.7
34.	Aaron McKie	1997-05	536	1605	295	638	4143	7.3
35.	Jrue Holiday	2009-2013	298	1591	299	513	3994	13.4
36.	Willie Green	2003-11	422	1596	259	503	3954	9.4
37.	Derrick Coleman	1995-98/2001-04	283	1429	123	962	3943	13.9
38.	George King, Jr.	1951-56	348	1282	---	1045	3609	10.4
39.	Mike Gminski	1987-91	240	1413	4	755	3585	14.9
40.	Kyle Korver	2003-2007	337	1221	661	424	3527	10.5
41.	Andre Miller	2007-2009	221	1368	19	755	3510	15.9
42.	Caldwell Jones	1977-82	482	1367	0	732	3466	7.2
43.	Earl Lloyd	1952-58	413	1279	---	874	3432	8.3
44.	Jerry Stackhouse	1995-98	175	1113	211	979	3416	19.5
45.	Billy Gabor	1949-55	365	1195	---	962	3352	9.2
46.	Elton Brand	2008-12/2015-16	263	1395	---	551	3341	12.7
47.	Johnny Dawkins	1990-94	313	1320	122	581	3343	10.7
48.	Henry Bibby	1976-80	327	1207	11	884	3309	10.1
49.	Lee Shaffer	1961-64	196	1328	---	635	3291	16.8
50.	Evan Turner	2011-14	279	1285	121	517	3208	11.5



## YEARLY LEADERS

### MINUTES PLAYED - compiled since 1950-51

1951-52	Red Rocha.....	2543
1952-53	Paul Seymour.....	2684
1953-54	Paul Seymour.....	2727
1954-55	Paul Seymour.....	2950
1955-56	Dolph Schayes.....	2517
1956-57	Dolph Schayes.....	2851
1957-58	Dolph Schayes.....	2318
1958-59	Larry Costello.....	2750
1959-60	Dolph Schayes.....	2741
1960-61	Dolph Schayes.....	3007
1961-62	John Kerr.....	2768
1962-63	Hal Greer.....	2631
1963-64	Hal Greer.....	3157
1964-65	Hal Greer.....	2600
1965-66	Wilt Chamberlain.....	3737
1966-67	Wilt Chamberlain.....	3682
<b>1967-68</b>	<b>Wilt Chamberlain.....</b>	<b>3836</b>
1968-69	Billy Cunningham.....	3345
1969-70	Billy Cunningham.....	3194
1970-71	Archie Clark.....	3245
1971-72	Billy Cunningham.....	2900
1972-73	Fred Carter.....	2993
1973-74	Fred Carter.....	3044
1974-75	Fred Carter.....	3046
1975-76	Steve Mix.....	3039
1976-77	Julius Erving.....	2940
1977-78	Doug Collins.....	2770
1978-79	Julius Erving.....	2802
1979-80	Julius Erving.....	2812
1980-81	Julius Erving.....	2874
1981-82	Julius Erving.....	2789
1982-83	Moses Malone.....	2922
1983-84	Julius Erving.....	2683
1984-85	Moses Malone.....	2957
1985-86	Maurice Cheeks.....	3270
1986-87	Tim McCormick.....	2817
1987-88	Charles Barkley.....	3170
1988-89	Charles Barkley.....	3088
1989-90	Charles Barkley.....	3085
1990-91	Hersey Hawkins.....	3110
1991-92	Hersey Hawkins.....	3013
1992-93	Hersey Hawkins.....	2977
1993-94	Clarence Weatherspoon.....	3147
1994-95	Dana Barros.....	3318
1995-96	Clarence Weatherspoon.....	3096
1996-97	Jerry Stackhouse.....	3166
1997-98	Allen Iverson.....	3150
1998-99	Allen Iverson.....	1990
1999-00	Allen Iverson.....	2853
2000-01	Allen Iverson.....	2979
2001-02	Dikembe Mutombo.....	2907
2002-03	Allen Iverson.....	3485
2003-04	Eric Snow.....	2966
2004-05	Allen Iverson.....	3174
2005-06	Allen Iverson.....	3103
2006-07	Andre Iguodala.....	3062
2007-08	Andre Iguodala.....	3242
2008-09	Andre Iguodala.....	3269
2009-10	Andre Iguodala.....	3193
2010-11	Jrue Holiday.....	2901
2011-12	Andre Iguodala.....	2209
2012-13	Jrue Holiday.....	2926
2013-14	Thaddeus Young.....	2718
2014-15	Nerlens Noel.....	2311
2015-16	Hollis Thompson.....	2154
2016-17	Nik Stauskas.....	2188
<b>TOTAL POINTS</b>		
1949-50	Dolph Schayes.....	1072
1950-51	Dolph Schayes.....	1121

1951-52	Dolph Schayes.....	868
1952-53	Dolph Schayes.....	1262
1953-54	Dolph Schayes.....	1228
1954-55	Dolph Schayes.....	1333
1955-56	Dolph Schayes.....	1472
1956-57	Dolph Schayes.....	1617
1957-58	Dolph Schayes.....	1791
1958-59	Dolph Schayes.....	1534
1959-60	Dolph Schayes.....	1689
1960-61	Dolph Schayes.....	1868
1961-62	Hal Greer.....	1619
1962-63	Hal Greer.....	1562
1963-64	Hal Greer.....	1865
1964-65	Hal Greer.....	1413
<b>1965-66</b>	<b>Wilt Chamberlain.....</b>	<b>2649</b>
1966-67	Wilt Chamberlain.....	1956
1967-68	Wilt Chamberlain.....	1992
1968-69	Billy Cunningham.....	2034
1969-70	Billy Cunningham.....	2114
1970-71	Billy Cunningham.....	1859
1971-72	Billy Cunningham.....	1744
1972-73	Fred Carter.....	1617
1973-74	Fred Carter.....	1666
1974-75	Fred Carter.....	1686
1975-76	George McGinnis.....	1769
1976-77	Julius Erving.....	1770
1977-78	George McGinnis.....	1587
1978-79	Julius Erving.....	1803
1979-80	Julius Erving.....	2100
1980-81	Julius Erving.....	2014
1981-82	Julius Erving.....	1974
1982-83	Moses Malone.....	1908
1983-84	Julius Erving.....	1727
1984-85	Moses Malone.....	1941
1985-86	Moses Malone.....	1759
1986-87	Charles Barkley.....	1564
1987-88	Charles Barkley.....	2264
1988-89	Charles Barkley.....	2037
1989-90	Charles Barkley.....	1989
1990-91	Charles Barkley.....	1849
1991-92	Charles Barkley.....	1730
1992-93	Hersey Hawkins.....	1643
1993-94	Clarence Weatherspoon.....	1506
1994-95	Dana Barros.....	1686
1995-96	Jerry Stackhouse.....	1384
1996-97	Allen Iverson.....	1787
1997-98	Allen Iverson.....	1758
1998-99	Allen Iverson.....	1284
1999-00	Allen Iverson.....	1989
2000-01	Allen Iverson.....	2207
2001-02	Allen Iverson.....	1883
2002-03	Allen Iverson.....	2262
2003-04	Allen Iverson.....	1266
2004-05	Allen Iverson.....	2302
2005-06	Allen Iverson.....	2377
2006-07	Andre Iguodala.....	1386
2007-08	Andre Iguodala.....	1630
2008-09	Andre Iguodala.....	1541
2009-10	Andre Iguodala.....	1401
2010-11	Elton Brand.....	1217
2011-12	Andre Iguodala.....	2209
2012-13	Jrue Holiday.....	1383
2013-14	Thaddeus Young.....	1417
2014-15	Robert Covington.....	943
2015-16	Jahlil Okafor.....	928
2016-17	Dario Saric.....	1040

### AVERAGE POINTS - Minimum of 20 GP

1949-50	Dolph Schayes.....	16.8
1950-51	Dolph Schayes.....	17.0
1951-52	Dolph Schayes.....	13.8

★ Bold denotes franchise record



# RECORDS

## YEARLY LEADERS



Julius Erving, one of the most prolific players in Sixers history, led the team in scoring average in six-straight seasons (1976-82).

1952-53	Dolph Schayes	.....	17.8
1953-54	Dolph Schayes	.....	17.1

### Average Points Continued ...

1954-55	Dolph Schayes	.....	18.5
1955-56	Dolph Schayes	.....	20.4
1956-57	Dolph Schayes	.....	22.5
1957-58	Dolph Schayes	.....	24.9
1958-59	Dolph Schayes	.....	21.3
1959-60	Dolph Schayes	.....	22.5
1960-61	Dolph Schayes	.....	23.6
1961-62	Hal Greer	.....	22.8
1962-63	Hal Greer	.....	19.5
1963-64	Hal Greer	.....	23.3
1964-65	Wilt Chamberlain	.....	30.1
<b>1965-66</b>	<b>Wilt Chamberlain</b>	.....	<b>33.5</b>
1966-67	Wilt Chamberlain	.....	24.1
1967-68	Wilt Chamberlain	.....	24.3
1968-69	Billy Cunningham	.....	24.8
1969-70	Billy Cunningham	.....	26.1
1970-71	Billy Cunningham	.....	23.0
1971-72	Billy Cunningham	.....	23.3
1972-73	Fred Carter	.....	20.0
1973-74	Fred Carter	.....	21.4
1974-75	Fred Carter	.....	21.9
1975-76	George McGinnis	.....	23.0
1976-77	Julius Erving	.....	21.6
1977-78	Julius Erving	.....	20.6
1978-79	Julius Erving	.....	23.1
1979-80	Julius Erving	.....	26.9
1980-81	Julius Erving	.....	24.6
1981-82	Julius Erving	.....	24.4
1982-83	Moses Malone	.....	24.5
1983-84	Moses Malone	.....	22.7
1984-85	Moses Malone	.....	24.6
1985-86	Moses Malone	.....	23.8
1986-87	Charles Barkley	.....	23.0
1987-88	Charles Barkley	.....	28.3
1988-89	Charles Barkley	.....	25.8
1989-90	Charles Barkley	.....	25.2
1990-91	Charles Barkley	.....	27.6
1991-92	Charles Barkley	.....	23.1
1992-93	Hersey Hawkins	.....	20.3
1993-94	Clarence Weatherspoon	.....	18.4
1994-95	Dana Barros	.....	20.6

1995-96	Jerry Stackhouse	.....	19.2
1996-97	Allen Iverson	.....	23.5
1997-98	Allen Iverson	.....	22.0
1998-99	Allen Iverson	.....	26.8
1999-00	Allen Iverson	.....	28.4
2000-01	Allen Iverson	.....	31.1
2001-02	Allen Iverson	.....	31.4
2002-03	Allen Iverson	.....	27.6
2003-04	Allen Iverson	.....	26.4
2004-05	Allen Iverson	.....	30.7
2005-06	Allen Iverson	.....	33.0
2006-07	Andre Iguodala	.....	18.2
2007-08	Andre Iguodala	.....	19.9
2008-09	Andre Iguodala	.....	18.8
2009-10	Andre Iguodala	.....	17.1
2010-11	Elton Brand	.....	15.0
2011-12	Lou Williams	.....	14.9
2012-13	Jrue Holiday	.....	17.7
2013-14	Thaddeus Young	.....	17.9
2014-15	Tony Wroten	.....	16.9
2015-16	Jahlil Okafor	.....	17.5
2016-17	Joel Embiid	.....	20.2

### FIELD GOALS MADE

1949-50	Dolph Schayes	.....	348
1950-51	Dolph Schayes	.....	332
1951-52	Red Rocha	.....	300
1952-53	Dolph Schayes	.....	375
1953-54	Dolph Schayes	.....	370
1954-55	Dolph Schayes	.....	422
1955-56	Dolph Schayes	.....	465
1956-57	Dolph Schayes	.....	496
1957-58	Dolph Schayes	.....	581
1958-59	Dolph Schayes	.....	504
1959-60	Dolph Schayes	.....	578
1960-61	Hal Greer	.....	623
1961-62	Hal Greer	.....	644
1962-63	Hal Greer	.....	600
1963-64	Hal Greer	.....	715
1964-65	Hal Greer	.....	540
<b>1965-66</b>	<b>Wilt Chamberlain</b>	.....	<b>1074</b>
1966-67	Wilt Chamberlain	.....	785
1967-68	Wilt Chamberlain	.....	819
1968-69	Billy Cunningham	.....	739
1969-70	Billy Cunningham	.....	802
1970-71	Billy Cunningham	.....	702
1971-72	Billy Cunningham	.....	658
1972-73	Fred Carter	.....	679
1973-74	Fred Carter	.....	706
1974-75	Fred Carter	.....	715
1975-76	Fred Carter	.....	665
1976-77	Julius Erving	.....	685
1977-78	Doug Collins	.....	643
1978-79	Julius Erving	.....	715
1979-80	Julius Erving	.....	838
1980-81	Julius Erving	.....	794
1981-82	Julius Erving	.....	780
1982-83	Moses Malone	.....	654
1983-84	Julius Erving	.....	678
1984-85	Julius Erving	.....	610
1985-86	Charles Barkley	.....	595
1986-87	Charles Barkley	.....	557
1987-88	Charles Barkley	.....	753
1988-89	Charles Barkley	.....	700
1989-90	Charles Barkley	.....	706
1990-91	Charles Barkley	.....	665
1991-92	Charles Barkley	.....	622
1992-93	Jeff Hornacek	.....	582
1993-94	Clarence Weatherspoon	.....	602
1994-95	Dana Barros	.....	571
1995-96	Clarence Weatherspoon	.....	491
1996-97	Allen Iverson	.....	625
1997-98	Allen Iverson	.....	649

★ Bold denotes franchise record



## YEARLY LEADERS

1998-99	Allen Iverson.....	435
1999-00	Allen Iverson.....	729
2000-01	Allen Iverson.....	762

### Field Goals Made Continued ...

2001-02	Allen Iverson.....	665
2002-03	Allen Iverson.....	804
2003-04	Allen Iverson.....	435
2004-05	Allen Iverson.....	771
2005-06	Allen Iverson.....	815
2006-07	Andre Iguodala.....	443
2007-08	Andre Iguodala.....	582
2008-09	Andre Iguodala.....	542
2009-10	Andre Iguodala.....	496
2010-11	Elton Brand.....	502
2011-12	Jrue Holiday.....	360
2012-13	Jrue Holiday.....	555
2013-14	Thaddeus Young.....	582
2014-15	Nerlens Noel.....	302
2015-16	Jahlil Okafor.....	397
2015-16	Jahlil Okafor.....	397
2016-17	Dario Saric.....	381

### FIELD GOAL ATTEMPTS

1949-50	Dolph Schayes.....	903
1950-51	Dolph Schayes.....	930
1951-52	Red Rocha.....	749
1952-53	Dolph Schayes.....	1022
1953-54	Dolph Schayes.....	973
1954-55	Dolph Schayes.....	1103
1955-56	Dolph Schayes.....	1202
1956-57	Dolph Schayes.....	1308
1957-58	Dolph Schayes.....	1458
1958-59	Dolph Schayes.....	1304
1959-60	Dolph Schayes.....	1440
1960-61	Dolph Schayes.....	1595
1961-62	Hal Greer.....	1442
1962-63	Lee Shaffer.....	1393
1963-64	Hal Greer.....	1611
1964-65	Hal Greer.....	1245
<b>1965-66</b>	<b>Wilt Chamberlain.....</b>	<b>1990</b>
1966-67	Hal Greer.....	1524
1967-68	Hal Greer.....	1626
1968-69	Billy Cunningham.....	1736
1969-70	Billy Cunningham.....	1710
1970-71	Billy Cunningham.....	1519
1971-72	Billy Cunningham.....	1428
1972-73	Fred Carter.....	1614
1973-74	Fred Carter.....	1641
1974-75	Fred Carter.....	1598
1975-76	Fred Carter.....	1594
1976-77	George McGinnis.....	1439
1977-78	George McGinnis.....	1270
1978-79	Julius Erving.....	1455
1979-80	Julius Erving.....	1614
1980-81	Julius Erving.....	1524
1981-82	Julius Erving.....	1428
1982-83	Moses Malone.....	1305
1983-84	Julius Erving.....	1324
1984-85	Moses Malone.....	1284
1985-86	Moses Malone.....	1246
1986-87	Charles Barkley.....	937
1987-88	Charles Barkley.....	1283
1988-89	Charles Barkley.....	1208
1989-90	Charles Barkley.....	1177
1990-91	Charles Barkley.....	1251
1991-92	Hersey Hawkins.....	1126
1992-93	Jeff Hornacek.....	1239
1993-94	Clarence Weatherspoon.....	1246
1994-95	Clarence Weatherspoon.....	1238
1995-96	Jerry Stackhouse.....	1091
1996-97	Allen Iverson.....	1504
1997-98	Allen Iverson.....	1407
1998-99	Allen Iverson.....	1056
1999-00	Allen Iverson.....	1733
2000-01	Allen Iverson.....	1813

2001-02	Allen Iverson.....	1669
2002-03	Allen Iverson.....	1940
2003-04	Allen Iverson.....	1125
2004-05	Allen Iverson.....	1818
2005-06	Allen Iverson.....	1822
2006-07	Andre Iguodala.....	991
2007-08	Andre Iguodala.....	1277
2008-09	Andre Iguodala.....	1147
2009-10	Andre Iguodala.....	1120
2010-11	Jrue Holiday.....	999
2011-12	Lou Williams.....	782
2012-13	Jrue Holiday.....	1299
2013-14	Thaddeus Young.....	1283
2014-15	Robert Covington.....	756
2015-16	Jahlil Okafor.....	781
2016-17	Dario Saric.....	927

### FIELD GOAL PERCENTAGE - Minimum of 100 FG

149-50	Ed Peterson.....	42.8
1950-51	George Ratkovicz.....	41.5
1951-52	George King.....	40.6
1952-53	George King.....	40.2
1953-54	Billy Kenville.....	38.4
1954-55	John Kerr.....	41.9
1955-56	John Kerr.....	40.3
1956-57	John Kerr.....	40.3
1957-58	Larry Costello.....	42.6
1958-59	Hal Greer.....	45.4
1959-60	Hal Greer.....	47.6
1960-61	Larry Costello.....	48.2
1961-62	Hal Greer.....	44.7
1962-63	John Kerr.....	47.4
1963-64	Hal Greer.....	44.4
1964-65	Wilt Chamberlain.....	52.8
1965-66	Wilt Chamberlain.....	54.0
<b>1966-67</b>	<b>Wilt Chamberlain.....</b>	<b>68.3</b>
1967-68	Wilt Chamberlain.....	59.5
1968-69	Johnny Green.....	51.8
1969-70	Darall Imhoff.....	54.0
1970-71	Archie Clark.....	49.6
1971-72	Bill Bridges.....	50.9
1972-73	Dale Schlueter.....	52.4
1973-74	Steve Mix.....	47.5
1974-75	Doug Collins.....	48.8
1975-76	Doug Collins.....	51.3
1976-77	Darryl Dawkins.....	62.8
1977-78	Darryl Dawkins.....	57.5
1978-79	Eric Money.....	54.8
1979-80	Maurice Cheeks.....	54.0
1980-81	Darryl Dawkins.....	60.7
1981-82	Bobby Jones, Darryl Dawkins.....	56.4
1982-83	Bobby Jones.....	54.3
1983-84	Maurice Cheeks.....	55.0
1984-85	Maurice Cheeks.....	57.0
1985-86	Charles Barkley.....	57.2
1986-87	Charles Barkley.....	59.4
1987-88	Charles Barkley.....	58.7
1988-89	Charles Barkley.....	57.9
1989-90	Charles Barkley.....	60.0
1990-91	Charles Barkley.....	57.0
1991-92	Charles Barkley.....	55.2
1992-93	Hersey Hawkins, Jeff Hornacek.....	47.0
1993-94	Warren Kidd.....	59.2
1994-95	Jeff Malone.....	50.7
1995-96	Derrick Alston.....	51.2
1996-97	Scott Williams.....	50.9
1997-98	Theo Ratliff.....	51.2
1998-99	Matt Geiger.....	47.9
1999-00	Theo Ratliff.....	50.3
2000-01	Todd MacCulloch.....	58.9
2001-02	Dikembe Mutombo.....	50.1
2002-03	Brian Skinner.....	55.0
2003-04	Samuel Dalembert.....	54.1
2004-05	Samuel Dalembert.....	52.4

# RECORDS

## YEARLY LEADERS



In 2004-05, Kyle Korver set the single-season franchise record and tied for the NBA lead with 226 three-point field goals made.

2005-06	Steven Hunter .....	60.1
2006-07	Steven Hunter .....	57.7
2007-08	Thaddeus Young .....	53.9
2008-09	Marreese Speights .....	50.2
2009-10	Samuel Dalembert .....	54.5
2010-11	Thaddeus Young .....	54.1
2011-12	Thaddeus Young .....	50.7
2012-13	Thaddeus Young .....	53.1
2013-14	Henry Sims .....	48.9
2014-15	Henry Sims .....	47.4
2015-16	Carl Landry .....	55.6
2016-17	Nerlens Noel .....	61.1

### 3-PT FIELD GOALS MADE - compiled since 1979-80

1979-80	Henry Bibby .....	11
1980-81	Andrew Toney .....	9
1981-82	Andrew Toney .....	25
1982-83	Andrew Toney .....	22
1983-84	Andrew Toney .....	12
1984-85	Andrew Toney .....	39
1985-86	Charles Barkley .....	17
1986-87	Andrew Toney .....	22
1987-88	Gerald Henderson .....	67
1988-89	Hersey Hawkins .....	71
1989-90	Hersey Hawkins .....	84
1990-91	Hersey Hawkins .....	108
1991-92	Hersey Hawkins .....	91
1992-93	Hersey Hawkins .....	122
1993-94	Dana Barros .....	135
1994-95	Dana Barros .....	197
1995-96	Vernon Maxwell .....	146
1996-97	Allen Iverson .....	155
1997-98	Allen Iverson .....	70
1998-99	Allen Iverson .....	58
1999-00	Allen Iverson .....	89
2000-01	Allen Iverson .....	98
2001-02	Allen Iverson .....	78
2002-03	Allen Iverson .....	84
2003-04	Kyle Korver .....	81
<b>2004-05</b>	<b>Kyle Korver .....</b>	<b>226</b>
2005-06	Kyle Korver .....	184
2006-07	Kyle Korver .....	132

2007-08	Andre Iguodala .....	101
2008-09	Andre Iguodala .....	80
2009-10	Andre Iguodala .....	94
2010-11	Jodie Meeks .....	138
2011-12	Jodie Meeks .....	97
2012-13	Dorell Wright .....	135
2013-14	James Anderson .....	115
2014-15	Robert Covington .....	167
2015-16	Isaiah Canaan .....	176
2016-17	Robert Covington .....	137

### 3-PT FIELD GOAL ATTEMPTS - compiled since 1979-80

1979-80	Henry Bibby .....	52
1980-81	Andrew Toney .....	29
1981-82	Andrew Toney .....	59
1982-83	Andrew Toney .....	76
1983-84	Andrew Toney .....	38
1984-85	Andrew Toney .....	105
1985-86	Charles Barkley .....	75
1986-87	Charles Barkley .....	104
1987-88	Gerald Henderson .....	159
1988-89	Hersey Hawkins .....	166
1989-90	Hersey Hawkins .....	200
1990-91	Hersey Hawkins .....	270
1991-92	Hersey Hawkins .....	229
1992-93	Hersey Hawkins .....	307
1993-94	Dana Barros .....	354
1994-95	Dana Barros .....	425
1995-96	Vernon Maxwell .....	460
1996-97	Allen Iverson .....	455
1997-98	Allen Iverson .....	235
1998-99	Allen Iverson .....	199
1999-00	Allen Iverson .....	261
2000-01	Allen Iverson .....	306
2001-02	Allen Iverson .....	268
2002-03	Allen Iverson .....	303
2003-04	Kyle Korver .....	207
<b>2004-05</b>	<b>Kyle Korver .....</b>	<b>558</b>
2005-06	Kyle Korver .....	438
2006-07	Kyle Korver .....	307
2007-08	Andre Iguodala .....	307
2008-09	Andre Iguodala .....	261
2009-10	Andre Iguodala .....	303
2010-11	Jodie Meeks .....	348
2011-12	Jodie Meeks .....	266
2012-13	Dorell Wright .....	361
2013-14	James Anderson .....	351
2014-15	Robert Covington .....	446
2015-16	Isaiah Canaan .....	485
2016-17	Robert Covington .....	412

### 3-PT FIELD GOAL PERCENTAGE

Compiled since 1979-80 - Minimum of 20 3FG

1979-80	Henry Bibby .....	21.2
1980-81	Andrew Toney .....	31.0
1981-82	Andrew Toney .....	42.4
1982-83	Andrew Toney .....	28.9
1983-84	Maurice Cheeks .....	40.0
1984-85	Andrew Toney .....	37.1
1985-86	Leon Wood .....	44.8
1986-87	Andrew Toney .....	32.8
1987-88	Gerald Henderson .....	42.1
1988-89	Hersey Hawkins .....	42.8
1989-90	Hersey Hawkins .....	42.0
1990-91	Hersey Hawkins .....	40.0
1991-92	Hersey Hawkins .....	39.7
1992-93	Hersey Hawkins .....	39.7
1993-94	Dana Barros .....	38.1
<b>1994-95</b>	<b>Dana Barros .....</b>	<b>46.4</b>
1995-96	Scott Skiles .....	44.1
1996-97	Rex Walters .....	38.5

★ Bold denotes franchise record



## YEARLY LEADERS

1997-98	Tim Thomas.....	36.3
1998-99	George Lynch.....	39.1
1999-00	Aaron McKie.....	36.4
2000-01	Toni Kukoc.....	41.0
2001-02	Aaron McKie.....	39.8
2002-03	Keith Van Horn.....	36.9
2003-04	Aaron McKie.....	43.6
2004-05	Kyle Korver.....	40.5
2005-06	Kyle Korver.....	42.0
2006-07	Kyle Korver.....	43.0
2007-08	Lou Williams.....	35.9
2008-09	Thaddeus Young.....	34.1
2009-10	Jrue Holiday.....	39.0
2010-11	Jodie Meeks.....	39.7
2011-12	Andre Iguodala.....	39.4
2012-13	Dorell Wright.....	37.4
2013-14	Hollis Thompson.....	40.1
2014-15	Hollis Thompson.....	40.1
2015-16	Hollis Thompson.....	38.0
2015-16	Nik Stauskas.....	36.8

### FREE THROWS MADE

1949-50	Dolph Schayes.....	376
1950-51	Dolph Schayes.....	457
1951-52	Dolph Schayes.....	342
1952-53	Dolph Schayes.....	512
1953-54	Dolph Schayes.....	488
1954-55	Dolph Schayes.....	489
1955-56	Dolph Schayes.....	542
1956-57	Dolph Schayes.....	625
1957-58	Dolph Schayes.....	629
1958-59	Dolph Schayes.....	526
1959-60	Dolph Schayes.....	533
1960-61	Dolph Schayes.....	680
1961-62	Dave Gambee.....	384
1962-63	Hal Greer.....	362
1963-64	Hal Greer.....	435
1964-65	Hal Greer.....	335
1965-66	Wilt Chamberlain.....	501
1966-67	Chet Walker.....	445
1967-68	Hal Greer.....	422
1968-69	Billy Cunningham.....	556
1969-70	Billy Cunningham.....	510
1970-71	Billy Cunningham.....	455
1971-72	Billy Cunningham.....	428
1972-73	Fred Carter.....	259
1973-74	Tom Van Arsdale.....	298
1974-75	Bill Cunningham.....	345
1975-76	George McGinnis.....	475
1976-77	Julius Erving.....	400
1977-78	Lloyd Free & McGinnis.....	411
1978-79	Julius Erving.....	373
1979-80	Julius Erving.....	420
1980-81	Julius Erving.....	422
1981-82	Julius Erving.....	411
1982-83	Moses Malone.....	600
1983-84	Moses Malone.....	545
<b>1984-85</b>	<b>Moses Malone.....</b>	<b>737</b>
1985-86	Moses Malone.....	617
1986-87	Charles Barkley.....	429
1987-88	Charles Barkley.....	714
1988-89	Charles Barkley.....	602
1989-90	Charles Barkley.....	557
1990-91	Charles Barkley.....	475
1991-92	Charles Barkley.....	454
1992-93	Hersey Hawkins.....	419
1993-94	Clarence Weatherspoon.....	298
1994-95	Dana Barros.....	347
1995-96	Jerry Stackhouse.....	387
1996-97	Jerry Stackhouse.....	511
1997-98	Allen Iverson.....	390
1998-99	Allen Iverson.....	356
1999-00	Allen Iverson.....	442

★ Bold denotes franchise record



Billy Cunningham (No. 32) led the Sixers in free throws made in four consecutive seasons (1968-72).


2000-01	Allen Iverson.....	585
2001-02	Allen Iverson.....	475
2002-03	Allen Iverson.....	570
2003-04	Allen Iverson.....	339
2004-05	Allen Iverson.....	656
2005-06	Allen Iverson.....	675
2006-07	Andre Iguodala.....	452
2007-08	Andre Iguodala.....	365
2008-09	Andre Iguodala.....	377
2009-10	Andre Iguodala.....	315
2010-11	Lou Williams.....	293
2011-12	Lou Williams.....	237
2012-13	Jrue Holiday.....	182
2013-14	Michael Carter-Williams.....	258
2014-15	Robert Covington.....	178
2015-16	Jerami Grant.....	212
2016-17	Joel Embiid.....	191

### FREE THROWS ATTEMPTED

1949-50	Dolph Schayes.....	486
1950-51	Dolph Schayes.....	608
1951-52	Dolph Schayes.....	424
1952-53	Dolph Schayes.....	619
1953-54	Dolph Schayes.....	590
1954-55	Dolph Schayes.....	587
1955-56	Dolph Schayes.....	632
1956-57	Dolph Schayes.....	691
1957-58	Dolph Schayes.....	696
1958-59	Dolph Schayes.....	609
1959-60	Dolph Schayes.....	597
1960-61	Dolph Schayes.....	783
1961-62	Dolph Schayes.....	470
1962-63	Hal Greer.....	434
1963-64	Hal Greer.....	525
1964-65	Hal Greer.....	413
<b>1965-66</b>	<b>Wilt Chamberlain.....</b>	<b>976</b>
1966-67	Wilt Chamberlain.....	875
1967-68	Wilt Chamberlain.....	932
1968-69	Billy Cunningham.....	754
1969-70	Billy Cunningham.....	700
1970-71	Billy Cunningham.....	620

# RECORDS

## YEARLY LEADERS



Wilt Chamberlain set franchise records in total points (2,649), scoring (33.5 ppg), field goals made (1074), field goal attempts (1990) and free throws attempted (976) during the 1965-66 season.

1971-72	Billy Cunningham	601
1972-73	Fred Carter	368
1973-74	Fred Carter	358
1974-75	Billy Cunningham	444
1975-76	George McGinnis	642
1976-77	George McGinnis	546
1977-78	George McGinnis	574
1978-79	Julius Erving	501
1979-80	Julius Erving	534
<i>Free Throws Attempted Continued...</i>		
1980-81	Julius Erving	536
1981-82	Julius Erving	539
1982-83	Moses Malone	788
1983-84	Moses Malone	727
1984-85	Moses Malone	904
1985-86	Moses Malone	784
1986-87	Charles Barkley	564
1987-88	Charles Barkley	951
1988-89	Charles Barkley	799
1989-90	Charles Barkley	744
1990-91	Charles Barkley	658
1991-92	Charles Barkley	653
1992-93	Hersey Hawkins	487
1993-94	Clarence Weatherspoon	430
1994-95	Dana Barros	386
1995-96	Jerry Stackhouse	518
1996-97	Jerry Stackhouse	667
1997-98	Allen Iverson	535
1998-99	Allen Iverson	474
1999-00	Allen Iverson	620
2000-01	Allen Iverson	719
2001-02	Allen Iverson	585
2002-03	Allen Iverson	736
2003-04	Allen Iverson	455
2004-05	Allen Iverson	786
2005-06	Allen Iverson	829
2006-07	Andre Iguodala	551
2007-08	Andre Iguodala	506
2008-09	Andre Iguodala	521
2009-10	Andre Iguodala	430
2010-11	Lou Williams	356
2011-12	Lou Williams	292

2012-13	Jrue Holiday	242
2013-14	Michael Carter-Williams	367
2014-15	Robert Covington	217
2015-16	Jerami Grant	322
2016-17	Joel Embiid	244

### FREE THROW PERCENTAGE - Minimum of 50 FT

1949-50	Al Cervi	89.2
1950-51	Fred Scolari	84.3
1951-52	Al Cervi	88.3
1952-53	Dolph Schayes	82.7
1953-54	Dolph Schayes	82.7
1954-55	Dolph Schayes	83.3
1955-56	Dolph Schayes	85.8
1956-57	Dolph Schayes	90.4
1957-58	Dolph Schayes	90.4
1958-59	Dolph Schayes	86.4
1959-60	Dolph Schayes	89.3
1960-61	Dolph Schayes	86.8
1961-62	Dolph Schayes	89.7
1962-63	Larry Costello	88.1
1963-64	Larry Costello	86.5
1964-65	Larry Costello	87.7
1965-66	Dave Gambee	85.0
1966-67	Wali Jones	83.8
1967-68	Larry Costello	82.7
1968-69	Wali Jones	80.9
1969-70	Wali Jones	84.1
1970-71	Hal Greer	80.5
1971-72	Kevin Loughery	82.7
1972-73	Don May	85.5
1973-74	Don May	87.3
1974-75	Doug Collins	84.4
1975-76	Doug Collins	83.6
1976-77	Doug Collins	84.0
1977-78	Julius Erving	84.5
1978-79	Doug Collins	81.4
1979-80	Doug Collins	91.1
1980-81	Steve Mix	83.3
1981-82	Caldwell Jones	81.7
1982-83	Bobby Jones	79.3
1983-84	Andrew Toney	83.9
1984-85	Maurice Cheeks	87.9
1985-86	Maurice Cheeks	84.2
1986-87	Julius Erving	81.3
<b>1987-88</b>	<b>Mike Gminski</b>	<b>93.8</b>
1988-89	Scott Brooks	88.4
1989-90	Hersey Hawkins	88.8
1990-91	Hersey Hawkins	87.1
1991-92	Johnny Dawkins	88.2
1992-93	Jeff Hornacek	86.5
1993-94	Jeff Hornacek	87.3
1994-95	Dana Barros	89.9
1995-96	Trevor Ruffin	81.3
1996-97	Rex Walters	79.0
1997-98	Jimmy Jackson	81.8
1998-99	Matt Geiger	79.7
1999-00	Aaron McKie	82.9
2000-01	Allen Iverson	81.4
2001-02	Speedy Claxton	83.8
2002-03	Eric Snow	85.8
2003-04	Glenn Robinson	83.2
2004-05	Kyle Korver	85.4
2005-06	Kyle Korver	84.9
2006-07	Kyle Korver	91.4
2007-08	Lou Williams	78.3
2008-09	Andre Miller	82.6
2009-10	Rodney Carney	82.5
2010-11	Jodie Meeks	89.4
2011-12	Jodie Meeks	90.6
2012-13	Dorell Wright	85.1

\* Bold denotes franchise record



## YEARLY LEADERS

2013-14	Evan Turner.....	82.9
2014-15	Alexey Shved.....	84.2
2015-16	Isaiah Canaan.....	83.3
2016-17	Timothe Luwawu Cabarrot.....	85.4

### TOTAL REBOUNDS - compiled since 1950-51

1950-51	Dolph Schayes.....	1080
1951-52	Dolph Schayes.....	773
1952-53	Dolph Schayes.....	920
1953-54	Dolph Schayes.....	870

### Total Rebounds Continued...

1954-55	Dolph Schayes.....	887
1955-56	Dolph Schayes.....	891
1956-57	Dolph Schayes.....	1008
1957-58	Dolph Schayes.....	1022
1958-59	John Kerr.....	1008
1959-60	Dolph Schayes.....	959
1960-61	Dolph Schayes.....	960
1961-62	John Kerr.....	1176
1962-63	John Kerr.....	1039
1963-64	John Kerr.....	1018
1964-65	Luke Jackson.....	980
1965-66	Wilt Chamberlain.....	1943
<b>1966-67</b>	<b>Wilt Chamberlain.....</b>	<b>1957</b>
1967-68	Wilt Chamberlain.....	1952
1968-69	Billy Cunningham.....	1050
1969-70	Billy Cunningham.....	1101
1970-71	Billy Cunningham.....	946
1971-72	Billy Cunningham.....	918
1972-73	LeRoy Ellis.....	744
1973-74	LeRoy Ellis.....	890
1974-75	Bill Cunningham.....	726
1975-76	George McGinnis.....	967
1976-77	George McGinnis.....	911
1977-78	George McGinnis.....	810
1978-79	Caldwell Jones.....	747
1979-80	Caldwell Jones.....	950
1980-81	Caldwell Jones.....	813
1981-82	Caldwell Jones.....	708
1982-83	Moses Malone.....	1194
1983-84	Moses Malone.....	950
1984-85	Moses Malone.....	1031
1985-86	Charles Barkley.....	1026
1986-87	Charles Barkley.....	994
1987-88	Charles Barkley.....	951
1988-89	Charles Barkley.....	986
1989-90	Charles Barkley.....	909
1990-91	Charles Barkley.....	680
1991-92	Charles Barkley.....	830
1992-93	Clarence Weatherspoon.....	589
1993-94	Clarence Weatherspoon.....	832
1994-95	Shawn Bradley.....	659
1995-96	Clarence Weatherspoon.....	753
1996-97	Clarence Weatherspoon.....	679
1997-98	Derrick Coleman.....	587
1998-99	Theo Ratliff.....	407
1999-00	Tyrone Hill.....	625
2000-01	Tyrone Hill.....	687
2001-02	Dikembe Mutombo.....	863
2002-03	Keith Van Horn.....	524
2003-04	Kenny Thomas.....	750
2004-05	Samuel Dalembert.....	542
2005-06	Chris Webber.....	741
2006-07	Samuel Dalembert.....	773
2007-08	Samuel Dalembert.....	849
2008-09	Samuel Dalembert.....	701
2009-10	Samuel Dalembert.....	784
2010-11	Elton Brand.....	676
2011-12	Elton Brand.....	429
2012-13	Spencer Hawes.....	590
2013-14	Thaddeus Young.....	476



Charles Barkley played eight seasons with the 76ers (1984-92).

2014-15	Nerlens Noel.....	611
2015-16	Nerlens Noel.....	542
2016-17	Dario Saric.....	513

### OFFENSIVE REBOUNDS - compiled since 1973-74

1973-74	Steve Mix.....	305
1974-75	Clyde Lee.....	264
1975-76	George McGinnis.....	260
1976-77	George McGinnis.....	324
1977-78	George McGinnis.....	282
1978-79	Bobby Jones.....	199
1979-80	Caldwell Jones.....	219
1980-81	Julius Erving.....	244
1981-82	Julius Erving.....	220
<b>1982-83</b>	<b>Moses Malone.....</b>	<b>445</b>
1983-84	Moses Malone.....	352
1984-85	Moses Malone.....	385
1985-86	Charles Barkley.....	354
1986-87	Charles Barkley.....	390
1987-88	Charles Barkley.....	385
1988-89	Charles Barkley.....	403
1989-90	Charles Barkley.....	361
1990-91	Charles Barkley.....	258
1991-92	Charles Barkley.....	271
1992-93	Clarence Weatherspoon.....	179
1993-94	Clarence Weatherspoon.....	254
1994-95	Shawn Bradley.....	243
1995-96	Clarence Weatherspoon.....	237
1996-97	Clarence Weatherspoon.....	219
1997-98	Theo Ratliff.....	175
1998-99	Theo Ratliff.....	139
1999-00	Tyrone Hill.....	220
2000-01	Tyrone Hill.....	239
2001-02	Dikembe Mutombo.....	254
2002-03	Keith Van Horn.....	159
2003-04	Kenny Thomas.....	261
2004-05	Samuel Dalembert.....	187
2005-06	Chris Webber.....	184
2006-07	Samuel Dalembert.....	239
2007-08	Samuel Dalembert.....	304
2008-09	Samuel Dalembert.....	214
2009-10	Samuel Dalembert.....	239

\* Bold denotes franchise record

# RECORDS

## YEARLY LEADERS

2010-11	Elton Brand	237
2011-12	Elton Brand	145
2012-13	Thaddeus Young	182
2013-14	Thaddeus Young	166
2014-15	Nerlens Noel	185
2015-16	Nerlens Noel	154
2016-17	Dario Saric	112

### DEFENSIVE REBOUNDS - compiled since 1973-74

1973-74	LeRoy Ellis	598
1974-75	Bill Cunningham	596
1975-76	George McGinnis	707
1976-77	George McGinnis	587

### Defensive Rebounds Continued...

1977-78	George McGinnis	528
1978-79	Caldwell Jones	570
1979-80	Caldwell Jones	731
1980-81	Caldwell Jones	613
1981-82	Caldwell Jones	544
<b>1982-83</b>	<b>Moses Malone</b>	<b>749</b>
1983-84	Moses Malone	598
1984-85	Moses Malone	646
1985-86	Charles Barkley	672
1986-87	Charles Barkley	604
1987-88	Charles Barkley	566
1988-89	Charles Barkley	583
1989-90	Charles Barkley	548
1990-91	Rick Mahorn	470
1991-92	Charles Barkley	559
1992-93	Clarence Weatherspoon	410
1993-94	Clarence Weatherspoon	578
1994-95	Shawn Bradley	416
1995-96	Clarence Weatherspoon	516
1996-97	Clarence Weatherspoon	460
1997-98	Derrick Coleman	438
1998-99	Theo Ratliff	268
1999-00	Tyrone Hill	405
2000-01	Tyrone Hill	448
2001-02	Dikembe Mutombo	609
2002-03	Keith Van Horn	365
2003-04	Kenny Thomas	489
2004-05	Andre Iguodala	375
2005-06	Chris Webber	557
2006-07	Samuel Dalembert	494
2007-08	Samuel Dalembert	545
2008-09	Samuel Dalembert	487
2009-10	Samuel Dalembert	545
2010-11	Elton Brand	439
2011-12	Evan Turner	349
2012-13	Thaddeus Young	182
2013-14	Spencer Hawes	364
2014-15	Nerlens Noel	426
2015-16	Nerlens Noel	388
2016-17	Dario Saric	401

### ASSISTS

1949-50	Al Cervi	264
1950-51	Fred Scolari	255
1951-52	George King	244
1952-53	George King	364
1953-54	Paul Seymour	364
1954-55	Paul Seymour	483
1955-56	George King	410
1956-57	Dolph Schayes	229
1957-58	Larry Costello	317
1958-59	Larry Costello	379
1959-60	Larry Costello	449
1960-61	Larry Costello	413
1961-62	Larry Costello	359
1962-63	Larry Costello	334
1963-64	Hal Greer	374
1964-65	Hal Greer	313
1965-66	Wilt Chamberlain	414
1966-67	Wilt Chamberlain	630

1967-68	Wilt Chamberlain	702
1968-69	Hal Greer	414
1969-70	Hal Greer	405
1970-71	Archie Clark	440
1971-72	Billy Cunningham	443
1972-73	Fred Carter	349
1973-74	Fred Carter	443
1974-75	Billy Cunningham	442
1975-76	Fred Carter	372
1976-77	Henry Bibby	356
1977-78	Henry Bibby	464
1978-79	Maurice Cheeks	431
1979-80	Maurice Cheeks	556
1980-81	Maurice Cheeks	560
1981-82	Maurice Cheeks	667
1982-83	Maurice Cheeks	543
1983-84	Maurice Cheeks	478
1984-85	Maurice Cheeks	497
<b>1985-86</b>	<b>Maurice Cheeks</b>	<b>753</b>
1986-87	Maurice Cheeks	538
1987-88	Maurice Cheeks	635
1988-89	Maurice Cheeks	554
1989-90	Johnny Dawkins	601
1990-91	Rickey Green	413
1991-92	Johnny Dawkins	567
1992-93	Jeff Hornacek	548
1993-94	Dana Barros	424
1994-95	Dana Barros	619
1995-96	Vern Maxwell	330
1996-97	Allen Iverson	567
1997-98	Allen Iverson	494
1998-99	Eric Snow	301
1999-00	Eric Snow	624
2000-01	Aaron McKie	377
2001-02	Eric Snow	400
2002-03	Eric Snow	544
2003-04	Eric Snow	563
2004-05	Allen Iverson	596
2005-06	Allen Iverson	532
2006-07	Andre Iguodala	432
2007-08	Andre Miller	391
2008-09	Andre Miller	534
2009-10	Andre Iguodala	472
2010-11	Jrue Holiday	531
2011-12	Andre Iguodala	339
2012-13	Evan Turner	461
2013-14	Michael Carter-Williams	441
2014-15	Michael Carter-Williams	302
2015-16	T.J. McConnell	367
2016-17	T.J. McConnell	534

### PERSONAL FOULS

1949-50	Alex Hannum	264
1950-51	Dolph Schayes & Alex Hannum	271
1951-52	Red Rocha	249
1952-53	Dolph Schayes	271
1953-54	Earl Loyd	303
1954-55	Earl Loyd	283
1955-56	Earl Loyd	267
1956-57	Earl Loyd	282
1957-58	Larry Costello	246
1958-59	Dolph Schayes	280
1959-60	Dolph Schayes	263
1960-61	Dolph Schayes	296
1961-62	Dave Gambee	275
1962-63	Hal Greer	286
1963-64	Hal Greer	291
1964-65	Dave Gambee	277
1965-66	Hal Greer	315
1966-67	Hal Greer	302
1967-68	Hal Greer	289
1968-69	Billy Cunningham	329

\* Bold denotes franchise record



## YEARLY LEADERS

1969-70	Billy Cunningham.....	331
1970-71	Billy Cunningham.....	328
1971-72	Billy Cunningham.....	295
1972-73	Fred Carter.....	252
1973-74	Steve Mix.....	305
1974-75	Doug Collins.....	291
1975-76	George McGinnis.....	334
1976-77	Caldwell Jones.....	301
1977-78	George McGinnis.....	287
1978-79	Caldwell Jones.....	303

**Personal Fouls Continued...**

1979-80	Darryl Dawkins.....	328
1980-81	Darryl Dawkins.....	316
1981-82	Caldwell Jones.....	301
1982-83	Andrew Toney.....	255
1983-84	Andrew Toney.....	251
1984-85	Charles Barkley.....	301
1985-86	Charles Barkley.....	333
1986-87	Roy Hinson.....	281
1987-88	Charles Barkley.....	278
1988-89	Charles Barkley.....	262
1989-90	Rick Mahorn.....	251
1990-91	Rick Mahorn.....	276
1991-92	Charles Shackelford.....	205
1992-93	Andrew Lang.....	261
1993-94	Eric Leckner.....	190
<b>1994-95</b>	<b>Shawn Bradley.....</b>	<b>338</b>
1995-96	Clarence Weatherspoon.....	214
1996-97	Allen Iverson.....	233
1997-98	Theo Ratliff.....	209
1998-99	Theo Ratliff.....	180
1999-00	Tyrone Hill, Eric Snow.....	243
2000-01	Tyrone Hill.....	242
2001-02	Dikembe Mutombo.....	242
2002-03	Keith Van Horn.....	251
2003-04	Samuel Dalembert.....	273
2004-05	Kyle Korver.....	265
2005-06	Samuel Dalembert.....	244
2006-07	Samuel Dalembert.....	287
2007-08	Samuel Dalembert.....	269
2008-09	Samuel Dalembert.....	248
2009-10	Samuel Dalembert.....	252
2010-11	Elton Brand.....	244
2011-12	Elton Brand.....	176
2012-13	Spencer Hawes.....	233
2013-14	Carter-Williams/T. Young.....	213
2014-15	Nerlens Noel.....	208
2015-16	Robert Covington.....	232
2016-17	Robert Covington.....	203

**DISQUALIFICATIONS - compiled since 1950-51**

1950-51	Alex Hannum.....	16
1951-52	George Ratkovicz, Wally Osterkorn.....	8
1952-53	Bill Gabor.....	11
1953-54	Earl Loyd.....	12
1954-55	Dolph Schayes.....	6
1955-56	Dolph Schayes.....	9
1956-57	Earl Loyd.....	10
1957-58	Dolph Schayes.....	6
1958-59	Dolph Schayes.....	9
1959-60	Dolph Schayes.....	9
1960-61	Schayes, L. Costello, Swede Halbrook.....	10
1961-62	Dave Gambee.....	10
1962-63	Lee Schaffer, Paul Neumann.....	5
1963-64	Hal Greer, Dave Gambee, Al Bianchi.....	6
1964-65	Larry Costello & Al Bianchi.....	10
1965-66	Bill Cunningham.....	12
1966-67	Wali Jones, Luke Jackson.....	6
1967-68	Hal Greer.....	7
1968-69	Darrall Imhoff.....	12

★ Bold denotes franchise record

1969-70	Bill Cunningham.....	15
1970-71	Dennis Awtrye.....	7
1971-72	Bill Cunningham.....	12
1972-73	Fred Carter.....	8
1973-74	Steve Mix.....	9
1974-75	Clyde Lee.....	9
1975-76	George McGinnis.....	13
1976-77	George McGinnis.....	4
1977-78	George McGinnis.....	6
1978-79	Caldwell Jones.....	10
1979-80	Darryl Dawkins.....	8
1980-81	Darryl Dawkins.....	9
1981-82	Darryl Dawkins, Andrew Toney.....	5
1982-83	Bobby Jones.....	4
1983-84	Julius Erving, Sam Williams.....	3
1984-85	Charles Barkley.....	5
1985-86	Charles Barkley.....	8
1986-87	Charles Barkley.....	5
1987-88	Charles Barkley.....	6
1988-89	Charles Barkley, Derek Smith.....	3
1989-90	Barkley, Mahorn, Smith, Hawkins.....	2
1990-91	Rick Mahorn.....	6
1991-92	Charles Shackelford.....	3
1992-93	Andrew Lang.....	4
1993-94	Shawn Bradley.....	3
<b>1994-95</b>	<b>Shawn Bradley.....</b>	<b>18</b>
1995-96	LaSalle Thompson.....	5
1996-97	Mark Davis.....	7
1997-98	Theo Ratliff.....	6
1998-99	Theo Ratliff.....	8
1999-00	Theo Ratliff.....	4
2000-01	Aaron McKie, Theo Ratliff.....	3
2001-02	Dikembe Mutombo.....	2
2002-03	Keith Van Horn.....	7
2003-04	Samuel Dalembert.....	4
2004-05	Samuel Dalembert.....	4
2005-06	Samuel Dalembert.....	9
2006-07	Samuel Dalembert.....	9
2007-08	Samuel Dalembert.....	3
2008-09	Samuel Dalembert.....	2
2009-10	Samuel Dalembert.....	5
2010-11	Elton Brand, Jrue Holiday.....	3
2011-12	Thaddeus Young.....	3
2012-13	Jrue Holiday.....	2
2013-14	Evan Turner.....	3
2014-15	Jerami Grant, Nerlens Noel.....	2
2015-16	Robert Covington.....	4
2016-17	Gerald Henderson.....	1

**STEALS - compiled since 1973-74**

1973-74	Steve Mix.....	212
1974-75	Doug Collins.....	108
1975-76	George McGinnis.....	198
1976-77	George McGinnis.....	163
1977-78	George McGinnis.....	137
1978-79	Maurice Cheeks.....	174
1979-80	Maurice Cheeks.....	183
1980-81	Maurice Cheeks.....	193
1981-82	Maurice Cheeks.....	209
1982-83	Maurice Cheeks.....	184
1983-84	Maurice Cheeks.....	171
1984-85	Maurice Cheeks.....	169
1985-86	Maurice Cheeks.....	207
1986-87	Maurice Cheeks.....	180
1987-88	Maurice Cheeks.....	167
1988-89	Charles Barkley.....	126
1989-90	Charles Barkley.....	148
1990-91	Hersey Hawkins.....	178
1991-92	Hersey Hawkins.....	157
1992-93	Hersey Hawkins.....	137



# RECORDS

## YEARLY LEADERS



Shawn Bradley, the second overall pick by Philadelphia in the 1993 NBA Draft, recorded a franchise-high 274 blocks during his second season in 1994-95

1993-94	Dana Barros .....	107
1994-95	Dana Barros .....	149
1995-96	Clarence Weatherspoon .....	112
1996-97	Allen Iverson.....	157
1997-98	Allen Iverson.....	176
1998-99	Allen Iverson.....	110
1999-00	Allen Iverson.....	144
2000-01	Allen Iverson.....	178
2001-02	Allen Iverson.....	168
<b>2002-03</b>	<b>Allen Iverson.....</b>	<b>225</b>
2003-04	Allen Iverson.....	115
2004-05	Allen Iverson.....	180
2005-06	Allen Iverson.....	140
2006-07	Andre Iguodala .....	152
2007-08	Andre Iguodala .....	171
2008-09	Andre Iguodala .....	131
2009-10	Andre Iguodala .....	141
2010-11	Jrue Holiday.....	120
2011-12	Andre Iguodala .....	107
2012-13	Thaddeus Young .....	133
2013-14	Thaddeus Young .....	167
2014-15	Nerlens Noel.....	133
2015-16	Nerlens Noel.....	118
2016-17	T.J. McConnell.....	134
<b>BLOCKED SHOTS - compiled since 1973-74</b>		
1973-74	LeRoy Ellis.....	87
1974-75	Harvey Catchings .....	60
1975-76	Harvey Catchings .....	164
1976-77	Caldwell Jones .....	200
1977-78	Caldwell Jones .....	127
1978-79	Caldwell Jones .....	157
1979-80	Caldwell Jones .....	162
1980-81	Julius Erving.....	147
1981-82	Caldwell Jones .....	146
1982-83	Moses Malone .....	157
1983-84	Julius Erving.....	139
1984-85	Moses Malone .....	123
1985-86	Charles Barkley.....	125
1986-87	Roy Hinson.....	161
1987-88	Charles Barkley.....	103
1988-89	Mike Gminski.....	106

1989-90	Rick Mahorn.....	103
1990-91	Manute Bol .....	247
1991-92	Manute Bol .....	205
1992-93	Andrew Lang.....	141
1993-94	Shawn Bradley.....	147
<b>1994-95</b>	<b>Shawn Bradley .....</b>	<b>274</b>
1995-96	Clarence Weatherspoon .....	108
1996-97	Clarence Weatherspoon .....	86
1997-98	Theo Ratliff .....	203
1998-99	Theo Ratliff .....	149
1999-00	Theo Ratliff .....	171
2000-01	Theo Ratliff .....	187
2001-02	Dikembe Mutombo.....	190
2002-03	Derrick Coleman .....	69
2003-04	Samuel Dalembert.....	189
2004-05	Samuel Dalembert.....	121
2005-06	Samuel Dalembert.....	160
2006-07	Samuel Dalembert.....	159
2007-08	Samuel Dalembert.....	192
2008-09	Samuel Dalembert.....	146
2009-10	Samuel Dalembert.....	151
2010-11	Elton Brand .....	106
2011-12	Elton Brand .....	97
2012-13	Spencer Hawes .....	113
2013-14	Spencer Hawes .....	67
2014-15	Nerlens Noel.....	142
2015-16	Jerami Grant.....	127
2016-17	Joel Embiid.....	76

### TURNOVERS - compiled since 1977-78

1977-78	George McGinnis .....	312
1978-79	Julius Erving.....	315
1979-80	Julius Erving.....	284
1980-81	Julius Erving.....	266
1981-82	Erving, Toney .....	214
1982-83	Andrew Toney .....	271
1983-84	Andrew Toney .....	297
1984-85	Moses Malone .....	286
<b>1985-86</b>	<b>Charles Barkley.....</b>	<b>350</b>
1986-87	Charles Barkley.....	322
1987-88	Charles Barkley.....	304
1988-89	Charles Barkley.....	254
1989-90	Charles Barkley.....	243
1990-91	Hersey Hawkins.....	213
1991-92	Charles Barkley.....	235
1992-93	Jeff Hornacek.....	222
1993-94	Clarence Weatherspoon .....	195
1994-95	Dana Barros .....	242
1995-96	Jerry Stackhouse .....	252
1996-97	Allen Iverson.....	337
1997-98	Allen Iverson.....	244
1998-99	Allen Iverson.....	167
1999-00	Allen Iverson.....	230
2000-01	Allen Iverson.....	237
2001-02	Allen Iverson.....	286
2002-03	Allen Iverson.....	287
2003-04	Allen Iverson.....	209
2004-05	Allen Iverson.....	344
2005-06	Allen Iverson.....	248
2006-07	Andre Iguodala .....	261
2007-08	Andre Iguodala .....	214
2008-09	Andre Iguodala .....	222
2009-10	Andre Iguodala .....	218
2010-11	Jrue Holiday.....	218
2011-12	Jrue Holiday.....	135
2012-13	Jrue Holiday.....	292
2013-14	Michael Carter-Williams .....	247
2014-15	Nerlens Noel.....	208
2015-16	Nerlens Noel.....	158
2016-17	Dario Saric.....	183

★ Bold denotes franchise record



## THE CENTER RECORDS (INDIVIDUAL)

	<b>SIXERS</b>			<b>OPPONENTS</b>		
Most Points	60	Allen Iverson vs. ORL	2/12/05	53	Jimmy Butler, CHI (OT)	1/14/16
Most Points, half	32	Allen Iverson vs. ATL (2nd)	11/29/03	36	James Harden, HOU (2nd)	1/27/17
	32	Allen Iverson vs. UTA (2nd)	12/20/04			
	32	Allen Iverson vs. CHI (2nd)	11/24/06			
Most Points, quarter	22	Allen Iverson vs. IND (3rd)	1/6/03	21	Ray Allen, MIL	2/26/01
Most FG made	21	Allen Iverson vs. HOU (OT)	1/15/02	21	Paul George, IND	11/18/15
				18	Tracy McGrady, ORL	3/28/01
Most FG attempted	42	Allen Iverson vs. HOU (OT)	1/15/02	18	Dwyane Wade, MIA (OT)	4/14/05
				36	Vince Carter, TOR (OT)	1/21/01
Most 3PT FG made	7	Kyle Korver vs. IND	11/12/04	9	Jeremy Lin, HOU	11/13/13
	7	Jodie Meeks vs. CHA	12/4/10			
	7	Jodie Meeks vs. CLE	3/27/12			
	7	Robert Covington vs. SAC	2/10/16			
	7	Robert Covington vs. NYK	4/8/16			
Most 3 PT FG attempted	17	Robert Covington vs. MIL	4/10/16	17	Kobe Bryant, LAL	12/1/15
Most 3PT FG missed	12	Robert Covington vs. MIL	4/10/16	13	Kobe Bryant, LAL	12/1/15
Most FT made	24	Allen Iverson vs. ORL (24-27)	2/12/05	21	Jimmy Butler, CHI (OT)	1/14/16
Most FT attempted	27	Allen Iverson vs. ORL (24-27)	2/12/05	25	Jimmy Butler, CHI (OT) (21-25)	1/14/16
Best FG % (Min. 5 FGM)	1.000	DONE MULTIPLE TIMES Most without a miss: D. Mutombo vs. DEN (9-9)	2/18/02	1.000	DONE MULTIPLE TIMES Most without a miss: A. Varejao, CLE (10-10)	11/5/10
Best 3PT FG% (Min. 4 3FGM)	1.000	DONE MULTIPLE TIMES Most without a miss: Hollis Thompson vs. MEM (5-5)	12/13/14	1.000	Allan Houston, NY (5-5) Allan Houston, NY (5-5) Dorell Wright, POR (5-5)	2/19/99 12/22/00 12/14/13
Best FT% (Min. 10 Att.)	1.000	DONE MULTIPLE TIMES		1.000	DONE MULTIPLE TIMES	
Most rebounds	22	Lavoy Allen vs. CHA	2/9/13	25	Charles Barkley, HOU	1/10/97
Most OR	11	Dikembe Mutombo vs. MIL	3/26/01	12	Elton Brand, CHI	1/17/01
		Lavoy Allen vs. CHA	2/9/13			
Most DR	18	Chris Webber vs. MIN (OT)	12/12/05	21	Charles Barkley, HOU	1/10/97
Most assists	18	Andre Miller vs. CHI	3/26/08	20	Steven Nash, PHO	11/9/09
Most steals	9	Allen Iverson vs. ORL	3/19/00	8	DONE MULTIPLE TIMES	
	9	Allen Iverson vs. LAL	12/20/02			
	9	Michael Carter-Williams vs. MIA	10/30/13			
Most turnovers	12	Allen Iverson vs. GSW	3/8/05	9	DONE MULTIPLE TIMES	
Most blocked shots	9	Theo Ratliff vs. MIL	2/16/99	8	Dikembe Mutombo, ATL	11/5/97
	9	Dikembe Mutombo vs. ATL	3/9/01			
	9	Dikembe Mutombo vs. MEM	12/2/01			
	9	Samuel Dalembert vs. NYK	4/3/04			
	9	Samuel Dalembert vs. MIN	12/12/07			
	9	Nerlens Noel vs. IND	2/20/15			
Most minutes played	54:05	Allen Iverson vs. BOS (3OT)	1/13/06	57:15	Ricky Davis, BOS (3OT)	1/13/06
Fastest disqualification (minutes)	11	Kyle Korver vs. SAS	11/14/04	13	Danny Fortson, SEA	11/16/04

# RECORDS

## THE CENTER RECORDS (TEAM)

	SIXERS			OPPONENT		
Most Points	126	vs. MIA (OT)	4/14/05	141	vs. BRK	4/4/17
	126	vs. ORL (2OT)	12/3/13			
Least Points	66	vs. HOU	11/17/03	61	vs. ORL	2/4/13
	66	vs. DET	2/23/04			
Most Points, quarter	43	vs. MIN (2nd)	2/9/10	45	vs. MIA	10/30/13
Least Points, quarter	6	vs. SA (1st)	11/18/04	6	vs. GSW (3rd)	3/30/04
Most Points, half	73	vs. Min (1st)	2/9/10	74	vs. WAS (1st)	3/1/14
Least Points, half	22	vs. TOR (2nd)	4/4/12	22	vs. DEN (1st)	12/16/02
Widest margin of victory	43	vs. MIL	1/30/08	51	vs. SA	12/7/15
Most points, overtime	22	vs. MIA	4/14/05	18	vs. OKC	11/24/12
Least points, overtime	3	vs. CHI	3/11/15	2	vs. CHI	2/12/03
Most FG made	52	vs. NY	10/31/08	54	vs. WAS	4/14/97
				54	vs. DET	3/4/17
Least FG made	19	vs. UTA	10/30/15	21	vs. NY	11/30/99
Most FG attempted	104	vs. CHI (OT)	3/11/15	106	vs. BOS (OT)	3/24/00
Least FG attempted	57	vs. NY	12/22/00	58	vs. NY	2/19/99
Best FG%	.630	vs. DAL (46-73)	2/29/00	.661	vs. SEA (41-62)	1/21/02
Worst FG%	.298	vs. DET (25-84)	11/14/12	.300	vs. NY (21-70)	11/30/99
Most 3PT FG made	17	vs. PHO	11/19/16	21	vs. POR	12/14/13
Least 3PT FG made	0	DONE MULTIPLE TIMES		0	DONE MULTIPLE TIMES	
Most 3PT FG attempted	46	vs. MIL (OT)	4/10/16	41	vs. HOU	11/13/13
Least 3PT FG attempted	0	vs. MIL	3/4/98	3	vs. CLE	11/8/02
Best 3PT FG% (Min. 5)	.875	vs. NY (7-8)	2/21/07	.857	vs. UTA (6-7)	12/14/03
Worst 3PT FG%	.000	DONE MULTIPLE TIMES		.000	DONE MULTIPLE TIMES	
Most FT made	43	vs. CHI	2/25/06	40	vs. BOS	4/12/05
				40	vs. SAC	3/12/14
Least FT made	3	vs. CLE	3/27/12	1	vs. GS	1/30/16
	3	vs. ATL	12/21/12			
	3	vs. ORL	2/4/13			
Most FT attempted	57	vs. CHI	2/25/06	51	vs. SA	2/12/99
Least FT attempted	5	vs. CLE	3/27/12	2	vs. GS	1/30/16
	5	vs. ORL	2/4/13			
Best FT% (Min. 15 Att.)	1,000	vs. PHO (18-18)	2/28/07	1,000	vs. IND (OT) (23-23)	11/12/04
Worst FT% (Min. 15 Att.)	.429	DONE MULTIPLE TIMES		.400	vs. CHI (6-15)	3/14/07
Most rebounds	62	vs. NY	10/31/08	65	vs. BOS (2OT)	3/24/00
Least rebounds	23	vs. CHA	3/27/09	26	vs. ORL	1/12/03
				26	vs. GS	12/14/09
Most OR	25	vs. GS	12/14/09	25	vs. NJ	1/15/03
				25	vs. DET	1/10/14
Least OR	2	vs. CHA	12/19/14	3	DONE MULTIPLE TIMES	
Most DR	49	vs. NY	10/31/08	55	vs. CHA	3/29/16
Least DR	16	vs. CHA	3/27/09	16	vs. DAL	3/22/04
Biggest rebound adv.	33	vs. GS (59-26)	12/14/09	27	vs. OKC (63-36)	3/18/16
Most assists	36	vs. CHI	3/26/08	41	vs. POR	12/14/13
	36	vs. BKN (OT)	12/20/13			
Least assists	9	vs. MIA	2/27/02	4	vs. NO	12/12/10
Most personal fouls	36	vs. SA	2/12/99	41	vs. NJ	11/10/04
Least personal fouls	8	vs. ATL	1/20/12	5	vs. ORL	2/4/13
	8	vs. GS	1/30/16			
Most steals	19	vs. WAS	4/12/00	23	vs. ATL	4/9/97
Least steals	1	vs. MIA	2/23/13	1	vs. CHA	4/2/14
Most turnovers	31	vs. IND	11/18/15	29	vs. CHA	11/7/07
Least turnovers	4	vs. LAL	2/6/12	5	vs. MIA	11/05/06
	4	vs. DET	11/14/12			
Most blocked shots	14	vs. SAC	1/19/98	15	vs. SA	11/22/99
	14	vs. IND	3/16/13	15	vs. HOU	11/13/13



## NOTES



# PLAYOFFS





## FRANCHISE ALL-TIME SINGLE-GAME TEAM RECORDS

Category	Opponent	Date	Round
Most Points	vs. San Francisco	4/14/67 (OT)	NBA Finals
Most FGM	vs. San Francisco	4/14/67 (OT)	NBA Finals
Most FGA	at Boston	03/26/61	E.D. Finals
Highest FG Pct.	vs. Toronto	5/16/01	E.C. Semifinals
Most 3-PT FGM	vs. Toronto	5/16/01	E.C. Semifinals
	vs. Detroit	4/29/05	E.C. First Round
Most 3-PT FGA	vs. Detroit	4/29/05	E.C. First Round
Highest 3-PT FG Pct.	at Boston	5/22/85	E.C. Finals
Most FTM	at Boston	3/21/53 (4OT)	E.D. Semifinals
Most FTA	at New York	3/30/68	E.D. Semifinals
Highest FT Pct.	vs. Toronto	5/16/01	E.C. Semifinals
Most Total Rebounds	vs. San Francisco	4/16/67	NBA Finals
Most Offensive Rebounds	at Washington	4/24/85	First Round
	vs. New York	4/16/78	E.C. Semifinals
Most Defensive Rebounds	vs. New York	4/16/78	E.C. Semifinals
Most Assists	vs. Washington	4/27/86	First Round
<b>Most Blocked Shots</b>	<b>vs. Milwaukee</b>	<b>4/05/81</b>	<b>E.C. Semifinals</b>
Most Steals	vs. Orlando	5/13/99	First Round
Most Turnovers	at Portland	5/31/77	NBA Finals
<b>Most Personal Fouls</b>	<b>at Boston</b>	<b>3/21/53</b>	<b>E.D. Semifinals</b>

## OPPONENT ALL-TIME SINGLE-GAME TEAM RECORDS

Category	Opponent	Date	Round
Most Points	vs. Milwaukee	3/30/70	E.D. Semifinals
<b>Most FGM</b>	<b>vs. Milwaukee</b>	<b>3/30/70</b>	<b>E.D. Semifinals</b>
<b>Most FGA</b>	<b>vs. San Francisco</b>	<b>4/14/67 (OT)</b>	<b>NBA Finals</b>
	<b>at Boston</b>	<b>3/18/54</b>	<b>E.D. Finals</b>
Highest FG Pct.	at Milwaukee	4/29/86	E.C. Semifinals
Most 3-PT FGM	at Boston	5/03/02	First Round
Most 3-PT FGA	vs. Boston	4/28/02	First Round
Highest 3-PT FG Pct.	at LA Lakers	6/01/82	NBA Finals
	vs. Milwaukee	5/05/82	E.C. Semifinals
<b>Most FTM</b>	<b>at Boston</b>	<b>3/21/53 (4OT)</b>	<b>E.D. Semifinals</b>
Most FTA	at Boston	3/21/53 (4OT)	E.D. Semifinals
Highest FT Pct.	vs. Boston	4/17/77	E.C. Semifinals
Most Total Rebounds	at Boston	3/18/59	E.D. Finals
Most Offensive Rebounds	at Houston	5/11/77	NBA Finals
Most Defensive Rebounds	vs. Portland	6/03/77	NBA Finals
Most Assists	vs. Milwaukee	3/30/70	E.D. Semifinals
Most Blocked Shots	at LA Lakers	6/08/01	NBA Finals
	at Washington	4/22/86	First Round
Most Steals	vs. Milwaukee	5/09/86	E.C. Semifinals
Most Turnovers	vs. Portland	5/22/77	NBA Finals
Most Personal Fouls	at Boston	3/21/53 (4OT)	E.D. Semifinals

*Bold indicates NBA single-game playoff record*

# GENERAL INFORMATION

## FRANCHISE ALL-TIME SINGLE-GAME INDIVIDUAL RECORDS

Category	Player	Opponent	Date	Round
Most Points	Allen Iverson	vs. New Orleans	4/20/03	E.C. Quarterfinals
Most FGM	Billy Cunningham	vs. Milwaukee	4/01/70	E.D. Semifinals
Most FGA	Allen Iverson	at LA Lakers	6/06/01	NBA Finals
Most FGM without a miss	Kenny Thomas	at New Jersey	4/26/03	First Round
Most 3-PT FGM	Allen Iverson	vs. Toronto	5/16/01	E.C. Semifinals
Most 3-PT FGA	Allen Iverson	vs. Toronto	5/16/01	E.C. Semifinals
Most 3-PT FGM without a miss	SEVERAL TIMES			
Most FTM	Allen Iverson	vs. Boston	4/28/01	First Round
Most FTA	Wilt Chamberlain	vs. Boston	4/12/66	E.D. Finals
Most FTM without a miss	Dolph Schayes	vs. Boston	3/25/59	E.D. Finals
Most Total Rebounds	Wilt Chamberlain	vs. Boston	4/05/67	E.D. Finals
Most Offensive Rebounds	Charles Barkley	vs. Cleveland	4/26/90	First Round
	Charles Barkley	vs. Washington	4/18/86	First Round
Most Defensive Rebounds	Dikembe Mutombo	vs. Indiana	4/21/01	First Round
Most Assists	Wilt Chamberlain	vs. Cincinnati	3/24/67	E.D. Semifinals
Most Blocked Shots	Caldwell Jones	vs. Washington	5/03/78	E.C. Finals
	Darryl Dawkins	vs. Atlanta	4/21/82	First Round
<b>Most Steals</b>	<b>Allen Iverson</b>	<b>vs. Orlando</b>	<b>5/13/99</b>	<b>First Round</b>
Most Turnovers	Moses Malone	at New Jersey	4/24/84	First Round
<b>Minutes Played</b>	<b>Paul Seymour</b>	<b>at Boston</b>	<b>3/21/53 (4OT)</b>	<b>E.D. Semifinals</b>
	<b>Red Rocha</b>	<b>at Boston</b>	<b>3/21/53 (4OT)</b>	<b>E.D. Semifinals</b>

## OPPONENT ALL-TIME SINGLE-GAME INDIVIDUAL RECORDS

Category	Player	Opponent	Date	Round
Most Points	Wilt Chamberlain	at Philadelphia	3/22/62	E.D.
Semifinals				
Most FGM	Wilt Chamberlain	at Philadelphia	3/14/60	E.D. Semifinals
Most FGA	Rick Barry	at San Francisco	4/18/67	NBA Finals
	Wilt Chamberlain	at Philadelphia	3/22/62	E.D. Semifinals
Most FGM without a miss	Mehmet Okur	at Detroit	5/02/03	E.C. Semifinals
<b>Most 3-PT FGM</b>	<b>Vince Carter*</b>	<b>at Toronto</b>	<b>5/11/01</b>	<b>E.C. Semifinals</b>
	<b>Ray Allen*</b>	<b>at Milwaukee</b>	<b>6/01/01</b>	<b>E.C. Finals</b>
Most 3-PT FGA	Reggie Miller	at Indiana	4/28/01	First Round
Most 3-PT FGM without a miss	Austin Croshere	at Indiana	5/08/00	E.C. Semifinals
Most FTM	Bob Cousy	at Boston	3/21/53 (4OT)	E.D. Semifinals
Most FTA	Bob Cousy	at Boston	3/21/53 (4OT)	E.D. Semifinals
Most FTM without a miss	Neil Johnston	vs. Philadelphia	3/25/52	E.D. Finals
Most Total Rebounds	Bill Russell	at Boston	3/23/61	E.D. Finals
Most Offensive Rebounds	Moses Malone	at Houston	5/11/77	E.C. Finals
Most Defensive Rebounds	Bill Walton	at Portland	6/05/77	NBA Finals
	Bill Walton	vs. Portland	6/03/77	NBA Finals
	Dave Cowens	vs. Boston	5/01/77	E.C. Semifinals
Most Assists	Mark Price	at Cleveland	5/03/90	First Round
	Oscar Robertson	at Cincinnati	3/22/62	E.D. Semifinals
Most Blocked Shots	Manute Bol	vs. Washington	4/18/86	First Round
Most Steals	Craig Hodges	vs. Milwaukee	5/09/86	E.C. Semifinals
<b>Most Turnovers</b>	<b>John Williamson</b>	<b>vs. New Jersey</b>	<b>4/11/79</b>	<b>First Round</b>
Minutes Played	Bob Cousy	at Boston	3/21/53 (4OT)	E.D. Semifinals

*Bold indicates NBA single-game playoff record*

*\* Tied NBA single-game playoff record*



## TOP-10 PLAYOFF CAREER LEADERS

### GAMES PLAYED

1. Julius Erving.....	141
2. Maurice Cheeks.....	115
3. Bobby Jones.....	106
4. Dolph Schayes.....	103
5. Caldwell Jones.....	93
6t. Hal Greer.....	92
6t. Darryl Dawkins.....	92
8. Steve Mix.....	81
9. Paul Seymour.....	75
10. John (Red) Kerr.....	73

### MINUTES PLAYED

1. Julius Erving.....	5288
2. Maurice Cheeks.....	4277
3. Hal Greer.....	3642
4. Caldwell Jones.....	3032
5. Bobby Jones.....	2854
6. Allen Iverson.....	2822
7. Andre Iguodala.....	2766
8. Dolph Schayes.....	2687
9. Darryl Dawkins.....	2254
10. John (Red) Kerr.....	2226

### POINTS

1. Julius Erving.....	3088
2. Dolph Schayes.....	1973
3. Allen Iverson.....	1899
4. Hal Greer.....	1876
5. Maurice Cheeks.....	1730
6. Andrew Toney.....	1254
7. Bobby Jones.....	1215
8. Charles Barkley.....	1144
9. Darryl Dawkins.....	1102
10. Wilt Chamberlain.....	1096

### SCORING AVERAGE

*Min. of five games played*

1. Allen Iverson.....	30.6
2. Wilt Chamberlain.....	24.9
3. Moses Malone.....	22.8
4. Charles Barkley.....	22.4
5. George Yardley.....	22.2
6. Julius Erving.....	21.9
7. Doug Collins.....	21.5
8. Hal Greer.....	20.4
9. Hersey Hawkins.....	19.5
10. Archie Clark.....	19.4

### FIELD GOALS MADE

1. Julius Erving.....	1187
2. Hal Greer.....	705
3. Maurice Cheeks.....	697
4. Allen Iverson.....	677
5. Dolph Schayes.....	609
6. Andrew Toney.....	485
7. Bobby Jones.....	456
8. Darryl Dawkins.....	444
9. Wilt Chamberlain.....	435
10. Charles Barkley.....	413

### FIELD GOALS ATTEMPTED

1. Julius Erving.....	2441
2. Allen Iverson.....	1685
3. Hal Greer.....	1657
4. Dolph Schayes.....	1491
5. Maurice Cheeks.....	1359
6. Andrew Toney.....	1015
7. John (Red) Kerr.....	948
8. Chet Walker.....	866
9. Bobby Jones.....	854
10. Darryl Dawkins.....	823

### THREE-POINT FIELD GOALS MADE

1. Allen Iverson.....	115
2. Aaron McKie.....	51
3. Andre Iguodala.....	38
4. Jrue Holiday.....	31
5. Hersey Hawkins.....	28
6. Lou Williams.....	22
7. Charles Barkley.....	15
8. Keith Van Horn.....	14
9. Andrew Toney.....	12
10t. Toni Kukoc.....	11
10t. Jodie Meeks.....	11

### THREE-POINT FIELD GOALS ATTEMPTED

1. Allen Iverson.....	345
2. Aaron McKie.....	128
3. Andre Iguodala.....	114
4. Lou Williams.....	93
5. Charles Barkley.....	72
6. Jrue Holiday.....	70
7. Hersey Hawkins.....	67
8. Andrew Toney.....	51
9. Eric Snow.....	40
10. Julius Erving.....	36



Andrew Toney, known as the "Boston Strangler," played in 72 career playoff games with the 76ers and was a member of the 1982-83 NBA Championship team.



# GENERAL INFORMATION

## TOP-10 CAREER PLAYOFF LEADERS

### FREE THROWS MADE

1. Dolph Schayes .....	755
2. Julius Erving.....	707
3. Hal Greer .....	466
4. Allen Iverson.....	430
5. Maurice Cheeks .....	333
6. Chet Walker .....	318
7t. Bobby Jones .....	303
7t. Charles Barkley.....	303
9. Andrew Toney.....	272
10. Paul Seymour .....	248

### FREE THROWS ATTEMPTED

1. Dolph Schayes .....	918
2. Julius Erving.....	908
3. Hal Greer .....	574
4. Allen Iverson.....	562
5. Wilt Chamberlain .....	522
6. Charles Barkley.....	453
7. Maurice Cheeks .....	432
8. Chet Walker .....	425
9. Bobby Jones .....	366
10. Andrew Toney.....	346

### OFFENSIVE REBOUNDS

1. Julius Erving.....	360
2. Charles Barkley.....	244
3. Caldwell Jones .....	236
4. Bobby Jones .....	172
5. Darryl Dawkins .....	131
6. Dikembe Mutombo.....	127
7. Moses Malone .....	126
8. Tyrone Hill.....	121
9. Maurice Cheeks .....	96
10. George McGinnis.....	95

### DEFENSIVE REBOUNDS

1. Caldwell Jones .....	670
2. Julius Erving.....	634
3. Darryl Dawkins .....	439
4. Charles Barkley.....	426
5. Bobby Jones .....	305
6. Maurice Cheeks .....	303
7. Moses Malone .....	287
8. Dikembe Mutombo.....	242
9. Tyrone Hill.....	231
10. George McGinnis.....	222

### MOST REBOUNDS

1. Wilt Chamberlain .....	1208
2. Dolph Schayes .....	1051*
3. Julius Erving.....	994
4. Caldwell Jones .....	906
5. John (Red) Kerr.....	810
6. Charles Barkley.....	670
7. Darryl Dawkins .....	570
8. Luke Jackson .....	508
9. Hal Greer .....	505
10. Bobby Jones .....	477

\* Schayes also appeared in the 1949-50 playoffs, but rebounds were not recorded

### ASSISTS

1. Maurice Cheeks .....	807
2. Julius Erving.....	594
3. Hal Greer .....	393
4. Allen Iverson.....	378
5. Andrew Toney.....	323
6. Eric Snow .....	290
7. Wilt Chamberlain .....	283
8. Dolph Schayes .....	257
9. Paul Seymour .....	257
10. Bobby Jones .....	228

### PERSONAL FOULS

1. Julius Erving.....	403
2. Dolph Schayes .....	397
3. Darryl Dawkins .....	362
4. Caldwell Jones .....	358
5. Hal Greer .....	357
6. Bobby Jones .....	333
7. Maurice Cheeks .....	291
8. Andrew Toney.....	265
9. Paul Seymour .....	214
10. Larry Costello.....	207

### STEALS

1. Maurice Cheeks .....	269
2. Julius Erving.....	235
3. Allen Iverson .....	136
4. Bobby Jones .....	99
5. Charles Barkley.....	82
6. Aaron McKie .....	66
7. Steve Mix.....	65
8. Eric Snow .....	63
9. Andre Iguodala .....	62
10. Andrew Toney.....	58

### TURNOVERS

1. Julius Erving.....	396
2. Maurice Cheeks .....	284
3. Andrew Toney .....	257
4. Allen Iverson.....	199
5. Charles Barkley.....	188
6. Bobby Jones .....	163
7. Darryl Dawkins .....	151
8. Caldwell Jones .....	139
9. Eric Snow .....	122
10. Aaron McKie .....	89

### BLOCKED SHOTS

1. Julius Erving.....	239
2. Caldwell Jones .....	200
3. Darryl Dawkins .....	142
4. Bobby Jones .....	133
5. Dikembe Mutombo.....	81
6. Moses Malone .....	58
7. Theo Ratliff .....	52
8. Charles Barkley.....	50
9. Maurice Cheeks .....	41
10. Mike Gminski .....	31



## PLAYOFF YEAR-BY-YEAR BREAKDOWN

### ALL-TIME PLAYOFF RESULTS

Year	Result
1949-50	Reached championship finals
1950-51	Reached Eastern finals
1951-52	Reached Eastern finals
1952-53	Reached Eastern semifinals
1953-54	Reached championship finals
1954-55	Won title
1955-56	Reached Eastern finals
1956-57	Reached Eastern finals
1957-58	Reached Eastern semifinals
1958-59	Reached Eastern finals
1959-60	Reached Eastern semifinals
1960-61	Reached Eastern finals
1961-62	Reached Eastern semifinals
1962-63	Reached Eastern semifinals
1963-64	Reached Eastern semifinals
1964-65	Reached Eastern finals
1965-66	Reached Eastern finals
1966-67	Won title
1967-68	Reached Eastern finals
1968-69	Reached Eastern semifinals
1969-70	Reached Eastern semifinals
1970-71	Reached Eastern semifinals
1975-76	Reached Eastern first round
1976-77	Reached championship finals
1977-78	Reached Eastern finals
1978-79	Reached Eastern semifinals
1979-80	Reached championship finals
1980-81	Reached Eastern finals
1981-82	Reached championship finals
1982-83	Won title
1983-84	Reached Eastern first round
1984-85	Reached Eastern finals
1985-86	Reached Eastern semifinals
1986-87	Reached Eastern first round
1988-89	Reached Eastern first round
1989-90	Reached Eastern semifinals
1990-91	Reached Eastern semifinals
1998-99	Reached Eastern semifinals
1999-00	Reached Eastern semifinals
2000-01	Reached championship finals
2001-02	Reached Eastern first round
2002-03	Reached Eastern semifinals
2004-05	Reached Eastern first round
2007-08	Reached Eastern first round
2008-09	Reached Eastern first round
2010-11	Reached Eastern first round
2011-12	Reached Eastern semifinals

### ALL-TIME PLAYOFF RECORD

Year	W-L
1949-50	6-5
1950-51	4-3
1951-52	3-4
1952-53	0-2
1953-54	9-4
1954-55	7-4
1955-56	4-4
1956-57	2-3
1957-58	1-2
1958-59	5-4
1959-60	1-2
1960-61	4-4
1961-62	2-3
1962-63	2-3
1963-64	2-3
1964-65	6-5
1965-66	1-4
1966-67	11-4
1967-68	7-6
1968-69	1-4
1969-70	1-4
1970-71	3-4
1975-76	1-2
1976-77	10-9
1977-78	6-4
1978-79	5-4
1979-80	12-6
1980-81	9-7
1981-82	12-9
1982-83	12-1
1983-84	2-3
1984-85	8-5
1985-86	6-6
1986-87	2-3
1988-89	0-3
1989-90	4-6
1990-91	4-4
1998-99	3-5
1999-00	5-5
2000-01	12-11
2001-02	2-3
2002-03	6-6
2004-05	1-4
2007-08	2-4
2008-09	2-4
2010-11	1-4
2011-12	7-6
<b>Totals</b>	<b>216-205</b>
<b>WINNING PCT.</b>	<b>.513</b>

# GENERAL INFORMATION

## ALL-TIME PLAYOFF RESULTS

### 1949-50

#### EASTERN DIVISION SEMIFINALS

*(Syracuse 2, Philadelphia 0)*

3/22/50	@ Syracuse	W	93-76
3/23/50	@ Philadelphia	W	59-53

#### EASTERN DIVISION FINALS

*(Syracuse 2, New York 1)*

3/26/50	@ Syracuse	W	91-83 (OT)
3/30/50	@ New York	L	76-80
4/2/50	@ Syracuse	W	91-80

#### NBA FINALS

*(Minneapolis 4, Syracuse 2)*

4/8/50	@ Syracuse	L	66-68
4/9/50	@ Syracuse	W	91-85
4/14/50	@ Minneapolis	L	76-91
4/16/50	@ Minneapolis	L	69-77
4/20/50	@ Syracuse	W	83-77
4/23/50	@ Minneapolis	L	95-110

### 1950-51

#### EASTERN DIVISION SEMIFINALS

*(Syracuse 2, Philadelphia 0)*

3/20/51	@ Philadelphia	W	91-81 (OT)
3/22/51	@ Syracuse	W	90-78

#### EASTERN DIVISION FINALS

*(New York 3, Syracuse 2)*

3/28/51	@ New York	L	92-103
3/29/51	@ Syracuse	W	102-80
3/31/51	@ New York	L	75-97
4/1/51	@ Syracuse	W	90-83
4/4/51	@ New York	L	81-83

### 1951-52

#### EASTERN DIVISION SEMIFINALS

*(Syracuse 2, Philadelphia 1)*

3/20/52	@ Syracuse	W	102-83
3/22/52	@ Philadelphia	L	95-100
3/23/52	@ Syracuse	W	84-73

#### EASTERN DIVISION FINALS

*(New York 3, Syracuse 1)*

4/2/52	@ Syracuse	L	85-87
4/3/52	@ Syracuse	W	102-92
4/4/52	@ New York	L	92-99
4/8/52	@ New York	L	93-100

### 1952-53

#### EASTERN DIVISION SEMIFINALS

*(Boston 2, Syracuse 0)*

3/19/53	@ Syracuse	L	81-87
3/21/53	@ Boston	L	105-111 (4 OT)

### 1953-54

#### EASTERN DIVISION ROUND ROBIN

3/17/54	Syracuse @ Boston	W	96-95 (OT)
3/18/54	New York @ Syracuse	W	75-68
3/21/54	Syracuse @ New York	W	103-99
3/22/54	Boston @ Syracuse	W	98-85

#### EASTERN DIVISION FINALS

*(Syracuse 2, Boston 0)*

3/25/54	@ Syracuse	W	109-94
3/27/54	@ Boston	W	83-76

#### NBA FINALS

*(Minneapolis 4, Syracuse 3)*

3/31/54	@ Minneapolis	L	68-79
4/3/54	@ Minneapolis	W	62-60
4/4/54	@ Syracuse	L	67-81
4/8/54	@ Syracuse	W	80-69
4/10/54	@ Syracuse	L	73-84
4/11/54	@ Minneapolis	W	65-63
4/12/54	@ Minneapolis	L	80-87

### 1954-55

#### EASTERN DIVISION SEMIFINALS

*(received bye in semifinals)*

#### EASTERN DIVISION FINALS

*(Syracuse 3, Boston 1)*

3/22/55	@ Syracuse	W	110-100
3/24/55	@ Syracuse	W	116-110
3/26/55	@ Boston	L	97-100 (OT)
3/27/55	@ Boston	W	110-94

#### NBA FINALS

*(Syracuse 4, Fort Wayne 3)*

3/31/55	@ Syracuse	W	86-82
4/2/55	@ Syracuse	W	87-84
4/3/55	@ Fort Wayne	L	89-96
4/5/55	@ Fort Wayne	L	102-109
4/7/55	@ Fort Wayne	L	71-74
4/9/55	@ Syracuse	W	109-104
4/10/55	@ Syracuse	W	92-91

### 1955-56

*Third Place Game*

*Syracuse defeated New York, 82-77, on March 15, 1956, in Syracuse, N.Y., in a third-place "play-in" game. The win does not affect the franchise playoff record.*

#### EASTERN DIVISION SEMIFINALS

*(Syracuse 2, Boston 1)*

3/17/56	@ Boston	L	93-110
3/19/56	@ Syracuse	W	101-98
3/21/56	@ Boston	W	102-97

#### EASTERN DIVISION FINALS

*(Philadelphia 3, Syracuse 2)*

3/23/56	@ Philadelphia	L	87-109
3/25/56	@ Syracuse	W	122-118
3/27/56	@ Philadelphia	L	96-119
3/28/56	@ Syracuse	W	108-104
3/29/56	@ Philadelphia	L	104-109

### 1956-57

#### EASTERN DIVISION SEMIFINALS

*(Syracuse 2, Philadelphia 0)*

3/16/57	@ Philadelphia	W	103-96
3/18/57	@ Syracuse	W	91-80

#### EASTERN DIVISION FINALS

*(Boston 3, Syracuse 0)*

3/21/57	@ Boston	L	90-108
3/23/57	@ Syracuse	L	105-120
3/24/57	@ Boston	L	80-83

### 1957-58

#### EASTERN DIVISION SEMIFINALS

*(Philadelphia 2, Syracuse 1)*

3/15/58	@ Syracuse	W	86-82
3/16/58	@ Philadelphia	L	93-95
3/18/58	@ Syracuse	L	88-101



## ALL-TIME PLAYOFF RESULTS

### 1958-59

#### EASTERN DIVISION SEMIFINALS

*(Syracuse 2, New York 0)*

3/13/59	@ New York	W	129-123
3/15/59	@ Syracuse	W	131-115

#### EASTERN DIVISION FINALS

*(Boston 4, Syracuse 3)*

3/18/59	@ Boston	L	109-131
3/21/59	@ Syracuse	W	120-118
3/22/59	@ Boston	L	111-133
3/25/59	@ Syracuse	W	119-107
3/28/59	@ Boston	L	108-129
3/29/59	@ Syracuse	W	133-121
4/1/59	@ Boston	L	125-130

### 1959-60

#### EASTERN DIVISION SEMIFINALS

*(Philadelphia 2, Syracuse 1)*

3/11/60	@ Philadelphia	L	92-115
3/13/60	@ Syracuse	W	125-119
3/14/60	@ Philadelphia	L	112-132

### 1960-61

#### EASTERN DIVISION SEMIFINALS

*(Syracuse 3, Philadelphia 0)*

3/14/61	@ Philadelphia	W	115-107
3/16/61	@ Syracuse	W	115-114
3/18/61	@ Philadelphia	W	106-103

#### EASTERN DIVISION FINALS

*(Boston 4, Syracuse 1)*

3/19/61	@ Boston	L	115-128
3/21/61	@ Syracuse	W	115-98
3/23/61	@ Boston	L	110-133
3/25/61	@ Syracuse	L	107-120
3/26/61	@ Boston	L	101-123

### 1961-62

#### EASTERN DIVISION SEMIFINALS

*(Philadelphia 3, Syracuse 2)*

3/16/62	@ Philadelphia	L	103-110
3/18/62	@ Syracuse	L	82-97
3/19/62	@ Philadelphia	W	101-100
3/20/62	@ Syracuse	W	106-99
3/22/62	@ Philadelphia	L	104-121

### 1962-63

#### EASTERN DIVISION SEMIFINALS

*(Cincinnati 3, Syracuse 2)*

3/19/63	@ Syracuse	W	123-120
3/21/63	@ Cincinnati	L	115-133
3/23/63	@ Syracuse	W	121-117
3/24/63	@ Cincinnati	L	118-125
3/26/63	@ Syracuse	L	127-131 (OT)

### 1963-64

#### EASTERN DIVISION SEMIFINALS

*(Cincinnati 3, Philadelphia 2)*

3/22/64	@ Cincinnati	L	102-127
3/24/64	@ Philadelphia	W	122-114
3/25/64	@ Cincinnati	L	89-101
3/28/64	@ Philadelphia	W	129-120
3/29/64	@ Cincinnati	L	124-130

### 1964-65

#### EASTERN DIVISION SEMIFINALS

*(Philadelphia 3, Cincinnati 1)*

3/24/65	@ Cincinnati	W	119-117
3/26/65	@ Philadelphia	L	120-121
3/28/65	@ Cincinnati	W	108-94
3/31/65	@ Philadelphia	W	119-112

### EASTERN DIVISION FINALS

*(Boston 4, Philadelphia 3)*

4/4/65	@ Boston	L	98-108
4/6/65	@ Philadelphia	W	109-103
4/8/65	@ Boston	L	94-112
4/9/65	@ Philadelphia	W	134-131 (OT)
4/11/65	@ Boston	L	108-114
4/13/65	@ Philadelphia	W	112-106
4/15/65	@ Boston	L	109-110

### 1965-66

#### EASTERN DIVISION SEMIFINALS

*(received bye in semifinals)*

#### EASTERN DIVISION FINALS

*(Boston 4, Philadelphia 1)*

4/3/66	@ Philadelphia	L	96-115
4/6/66	@ Boston	L	93-114
4/7/66	@ Philadelphia	W	111-105
4/10/66	@ Boston	L	108-114 (OT)
4/12/66	@ Philadelphia	L	112-120

### 1966-67

#### EASTERN DIVISION SEMIFINALS

*(Philadelphia 3, Cincinnati 1)*

3/21/67	@ Philadelphia	L	116-120
3/22/67	@ Cincinnati	W	123-102
3/24/67	@ Philadelphia	W	121-106
3/25/67	@ Cincinnati	W	112-94

#### EASTERN DIVISION FINALS

*(Philadelphia 4, Boston 1)*

3/31/67	@ Philadelphia	W	127-113
4/2/67	@ Boston	W	107-102
4/5/67	@ Philadelphia	W	115-104
4/9/67	@ Boston	L	117-121
4/11/67	@ Philadelphia	W	140-116

### NBA FINALS

*(Philadelphia 4, San Francisco 2)*

4/14/67	@ Philadelphia	W	141-135 (OT)
4/16/67	@ Philadelphia	W	126-95
4/18/67	@ San Francisco	L	124-130
4/20/67	@ San Francisco	W	122-108
4/23/67	@ Philadelphia	L	109-117
4/24/67	@ San Francisco	W	125-122

### 1967-68

#### EASTERN DIVISION SEMIFINALS

*(Philadelphia 4, New York 2)*

3/22/68	@ Philadelphia	W	118-110
3/23/68	@ New York	L	117-128
3/27/68	@ Philadelphia	W	138-132 (2OT)
3/30/68	@ New York	L	98-1078
3/31/68	@ Philadelphia	W	123-107
4/1/68	@ New York	W	113-97

#### EASTERN DIVISION FINALS

*(Boston 4, Philadelphia 3)*

4/5/68	@ Philadelphia	L	118-127
4/10/68	@ Boston	W	115-106
4/11/68	@ Philadelphia	W	122-114
4/14/68	@ Boston	W	110-105
4/15/68	@ Philadelphia	L	104-122
4/17/68	@ Boston	L	106-114
4/19/68	@ Philadelphia	L	96-100

# GENERAL INFORMATION

## ALL-TIME PLAYOFF RESULTS

### 1968-69

#### EASTERN DIVISION SEMIFINALS

(Boston 4, Philadelphia 1)

3/26/69	@ Philadelphia	L	100-114
3/28/69	@ Boston	L	103-134
3/30/69	@ Philadelphia	L	118-125
4/1/69	@ Boston	W	119-116
4/4/69	@ Philadelphia	L	90-93

### 1969-70

#### EASTERN DIVISION SEMIFINALS

(Milwaukee 4, Philadelphia 1)

3/25/70	@ Milwaukee	L	118-125
3/27/70	@ Milwaukee	W	112-105
3/30/70	@ Philadelphia	L	120-156
4/1/70	@ Philadelphia	L	111-118
4/3/70	@ Milwaukee	L	106-115

### 1970-71

#### EASTERN CONFERENCE SEMIFINALS

(Baltimore 4, Philadelphia 3)

3/24/71	@ Baltimore	W	126-112
3/26/71	@ Philadelphia	L	107-119
3/28/71	@ Baltimore	L	103-111
3/30/71	@ Philadelphia	L	105-120
4/1/71	@ Baltimore	W	104-103
4/3/71	@ Philadelphia	W	98-94
4/4/71	@ Baltimore	L	120-128

### 1975-76

#### FIRST ROUND

(Buffalo 2, Philadelphia 1)

4/15/76	@ Philadelphia	L	89-95
4/16/76	@ Buffalo	W	131-106
4/18/76	@ Philadelphia	L	123-124 (OT)

### 1976-77

#### FIRST ROUND

(Received first round bye)

#### EASTERN CONFERENCE SEMIFINALS

(Philadelphia 4, Boston 3)

4/17/77	@ Philadelphia	L	111-113
4/20/77	@ Philadelphia	W	113-101
4/22/77	@ Boston	W	109-100
4/24/77	@ Boston	L	119-124
4/27/77	@ Philadelphia	W	110-91
4/29/77	@ Boston	L	108-113
5/1/77	@ Philadelphia	W	83-77

#### EASTERN CONFERENCE FINALS

(Philadelphia 4, Houston 2)

5/5/77	@ Philadelphia	W	128-117
5/8/77	@ Philadelphia	W	106-97
5/11/77	@ Houston	L	94-118
5/13/77	@ Houston	W	107-95
5/15/77	@ Philadelphia	L	115-118
5/17/77	@ Houston	W	112-109

#### NBA FINALS

(Portland 4, Philadelphia 2)

5/22/77	@ Philadelphia	W	107-101
5/26/77	@ Philadelphia	W	107-89
5/29/77	@ Portland	L	107-129
5/31/77	@ Portland	L	98-130
6/3/77	@ Philadelphia	L	104-110
6/5/77	@ Portland	L	107-109

### 1977-78

#### FIRST ROUND

(received bye in first round)

#### EASTERN CONFERENCE SEMIFINALS

(Philadelphia 4, New York 0)

4/16/78	@ Philadelphia	W	130-90
4/18/78	@ Philadelphia	W	119-100
4/20/78	@ New York	W	137-126
4/23/78	@ New York	W	112-107

#### EASTERN CONFERENCE FINALS

(Washington 4, Philadelphia 2)

4/30/78	@ Philadelphia	L	117-122
5/3/78	@ Philadelphia	W	110-104
5/5/78	@ Washington	L	108-123
5/7/78	@ Washington	L	105-121
5/10/78	@ Philadelphia	W	107-94
5/12/78	@ Washington	L	99-101

### 1978-79

#### FIRST ROUND

(Philadelphia 2, New Jersey 0)

4/11/79	@ Philadelphia	W	122-114
4/13/79	@ New Jersey	W	111-101

#### EASTERN CONFERENCE SEMIFINALS

(San Antonio 4, Philadelphia 3)

4/15/79	@ San Antonio	L	106-119
4/17/79	@ San Antonio	L	120-121
4/20/79	@ Philadelphia	W	123-115
4/22/79	@ Philadelphia	L	112-115 (OT)
4/26/79	@ San Antonio	W	120-97
4/29/79	@ Philadelphia	W	92-90
5/2/79	@ San Antonio	L	108-111

### 1979-80

#### FIRST ROUND

(Philadelphia 2, Washington 0)

4/2/80	@ Philadelphia	W	111-96
4/4/80	@ Washington	W	112-104

#### EASTERN CONFERENCE SEMIFINALS

(Philadelphia 4, Atlanta 1)

4/6/80	@ Philadelphia	W	107-104
4/9/80	@ Philadelphia	W	99-92
4/10/80	@ Atlanta	L	93-105
4/13/80	@ Atlanta	W	107-83
4/15/80	@ Philadelphia	W	105-100

#### EASTERN CONFERENCE FINALS

(Philadelphia 4, Boston 1)

4/18/80	@ Boston	W	96-93
4/20/80	@ Boston	L	90-96
4/23/80	@ Philadelphia	W	99-97
4/24/80	@ Philadelphia	W	102-90
4/27/80	@ Boston	W	105-94

#### NBA FINALS

(Los Angeles 4, Philadelphia 2)

5/4/80	@ Los Angeles	L	102-109
5/7/80	@ Los Angeles	W	107-104
5/10/80	@ Philadelphia	L	101-111
5/11/80	@ Philadelphia	W	105-102
5/14/80	@ Los Angeles	L	103-108
5/16/80	@ Philadelphia	L	107-123



## ALL-TIME PLAYOFF RESULTS

### 1980-81

#### FIRST ROUND

(Philadelphia 2, Indiana 0)

5/31/81	@ Philadelphia	W	124-108
4/2/81	@ Indiana	W	96-85

#### EASTERN CONFERENCE SEMIFINALS

(Philadelphia 4, Milwaukee 3)

4/5/81	@ Philadelphia	W	125-122
4/7/81	@ Philadelphia	L	99-109
4/10/81	@ Milwaukee	W	108-103
4/12/81	@ Milwaukee	L	98-109
4/15/81	@ Philadelphia	W	116-99
4/17/81	@ Milwaukee	L	86-109
4/19/81	@ Philadelphia	W	99-98

#### EASTERN CONFERENCE FINALS

(Boston 4, Philadelphia 3)

4/21/81	@ Boston	W	105-104
4/22/81	@ Boston	L	99-118
4/24/81	@ Philadelphia	W	110-100
4/26/81	@ Philadelphia	W	107-105
4/29/81	@ Boston	L	109-111
5/1/81	@ Philadelphia	L	98-100
5/3/81	@ Boston	L	90-91

### 1981-82

#### FIRST ROUND

(Philadelphia 2, Atlanta 0)

4/21/82	@ Philadelphia	W	111-76
4/23/82	@ Atlanta	W	98-95 (OT)

#### EASTERN CONFERENCE SEMIFINALS

(Philadelphia 4, Milwaukee 2)

4/25/82	@ Philadelphia	W	125-122
4/28/82	@ Philadelphia	W	120-108
5/1/82	@ Milwaukee	L	91-92
5/2/82	@ Milwaukee	W	100-93
5/5/82	@ Philadelphia	L	98-110
5/7/82	@ Milwaukee	W	102-90

#### EASTERN CONFERENCE FINALS

(Philadelphia 4, Boston 3)

5/9/82	@ Boston	L	81-121
5/12/82	@ Boston	W	121-113
5/15/82	@ Philadelphia	W	99-97
5/16/82	@ Philadelphia	W	119-94
5/19/82	@ Boston	L	85-114
5/21/82	@ Philadelphia	L	75-88
5/23/82	@ Boston	W	120-106

#### NBA FINALS

(Los Angeles 4, Philadelphia 2)

5/27/82	@ Philadelphia	L	117-124
5/30/82	@ Philadelphia	W	110-94
6/1/82	@ Los Angeles	L	108-129
6/3/82	@ Los Angeles	L	101-111
6/6/82	@ Philadelphia	W	135-102
6/8/82	@ Los Angeles	L	104-114

### 1982-83

#### FIRST ROUND

(Received a bye in first round)

#### EASTERN CONFERENCE SEMIFINALS

(Philadelphia 4, New York 0)

4/24/83	@ Philadelphia	W	112-102
4/27/83	@ Philadelphia	W	98-91
4/30/83	@ New York	W	107-105
5/1/83	@ New York	W	105-102

### EASTERN CONFERENCE FINALS

(Philadelphia 4, Milwaukee 1)

5/8/83	@ Philadelphia	W	111-109 (OT)
5/11/83	@ Philadelphia	W	87-81
5/14/83	@ Milwaukee	W	104-96
5/15/83	@ Milwaukee	L	94-100
5/18/83	@ Philadelphia	W	115-103

#### NBA FINALS

(Philadelphia 4, Los Angeles 0)

5/22/83	@ Philadelphia	W	113-107
5/26/83	@ Philadelphia	W	103-93
5/29/83	@ Los Angeles	W	111-94
5/31/83	@ Los Angeles	W	115-108

### 1983-84

#### FIRST ROUND

(New Jersey 3, Philadelphia 2)

4/18/84	@ Philadelphia	L	101-116
4/20/84	@ Philadelphia	L	102-116
4/22/84	@ New Jersey	W	108-100
4/24/84	@ New Jersey	W	110-102
4/26/84	@ Philadelphia	L	98-101

### 1984-85

#### FIRST ROUND

(Philadelphia 3, Washington 1)

4/17/85	@ Philadelphia	W	104-97
4/21/85	@ Philadelphia	W	113-94
4/24/85	@ Washington	L	100-118
4/26/85	@ Washington	W	106-98

#### EASTERN CONFERENCE SEMIFINALS

(Philadelphia 4, Milwaukee 0)

4/28/85	@ Milwaukee	W	127-105
4/30/85	@ Milwaukee	W	112-108
5/3/85	@ Philadelphia	W	109-104
5/5/85	@ Philadelphia	W	121-112

#### EASTERN CONFERENCE FINALS

(Boston 4, Philadelphia 1)

5/12/85	@ Boston	L	93-108
5/14/85	@ Boston	L	98-106
5/18/85	@ Philadelphia	L	94-105
5/19/85	@ Philadelphia	W	115-104
5/22/85	@ Boston	L	100-102

### 1985-86

#### FIRST ROUND

(Philadelphia 3, Washington 2)

4/18/86	@ Philadelphia	L	94-95
4/20/86	@ Philadelphia	W	102-97
4/22/86	@ Washington	W	91-86
4/24/86	@ Washington	L	111-116
4/27/86	@ Philadelphia	W	134-109

#### EASTERN CONFERENCE SEMIFINALS

(Milwaukee 4, Philadelphia 3)

4/29/86	@ Milwaukee	W	118-112
5/1/86	@ Milwaukee	L	107-119
5/3/86	@ Philadelphia	W	107-103
5/5/86	@ Philadelphia	L	104-109
5/7/86	@ Milwaukee	L	108-113
5/9/86	@ Philadelphia	W	126-108
5/11/86	@ Milwaukee	L	112-113

### 1986-87

#### FIRST ROUND

(Milwaukee 3, Philadelphia 2)

4/24/87	@ Milwaukee	L	104-107
4/26/87	@ Milwaukee	W	125-122 (OT)
4/29/87	@ Philadelphia	L	120-121
5/1/87	@ Philadelphia	W	124-118
5/3/87	@ Milwaukee	L	89-102

# GENERAL INFORMATION

## ALL-TIME PLAYOFF RESULTS

### 1988-89

#### FIRST ROUND

(New York 3, Philadelphia 0)

4/27/89	@ New York	L	96-102
4/29/89	@ New York	L	106-107
5/2/89	@ Philadelphia	L	115-116 (OT)

### 1989-90

#### FIRST ROUND

(Philadelphia 3, Cleveland 2)

4/26/90	@ Philadelphia	W	111-106
4/29/90	@ Philadelphia	W	107-101
5/1/90	@ Cleveland	L	95-122
5/3/90	@ Cleveland	L	96-108
5/5/90	@ Philadelphia	W	113-97

#### EASTERN CONFERENCE SEMIFINALS

(Chicago 4, Philadelphia 1)

5/7/90	@ Chicago	L	85-96
5/9/90	@ Chicago	L	96-101
5/11/90	@ Philadelphia	W	118-112
5/13/90	@ Philadelphia	L	101-111
5/16/90	@ Chicago	L	99-117

### 1990-91

#### FIRST ROUND

(Philadelphia 3, Milwaukee 0)

4/25/91	@ Milwaukee	W	99-90
4/27/91	@ Milwaukee	W	116-112 (OT)
4/30/91	@ Philadelphia	W	121-100

#### EASTERN CONFERENCE SEMIFINALS

(Chicago 4, Philadelphia 1)

5/4/91	@ Chicago	L	92-105
5/6/91	@ Chicago	L	100-112
5/10/91	@ Philadelphia	W	99-97
5/12/91	@ Philadelphia	L	85-101
5/14/91	@ Chicago	L	95-100

### 1998-99

#### FIRST ROUND

(Philadelphia 3, Orlando 1)

5/9/99	@ Orlando	W	104-90
5/11/99	@ Orlando	L	68-79
5/13/99	@ Philadelphia	W	97-85
5/15/99	@ Philadelphia	W	101-91

#### EASTERN CONFERENCE SEMIFINALS

(Indiana 4, Philadelphia 0)

5/17/99	@ Indiana	L	90-94
5/19/99	@ Indiana	L	82-85
5/21/99	@ Philadelphia	L	86-97
5/23/99	@ Philadelphia	L	86-89

### 1999-00

#### FIRST ROUND

(Philadelphia 3, Charlotte 1)

4/22/00	@ Charlotte	W	92-82
4/24/00	@ Charlotte	L	98-108 (OT)
4/28/00	@ Philadelphia	W	81-76
5/1/00	@ Philadelphia	W	105-99

#### EASTERN CONFERENCE SEMIFINALS

(Indiana 4, Philadelphia 2)

5/6/00	@ Indiana	L	91-108
5/8/00	@ Indiana	L	97-103
5/10/00	@ Philadelphia	L	89-97
5/23/00	@ Philadelphia	W	92-90
5/15/00	@ Indiana	W	107-86
5/19/00	@ Philadelphia	L	90-106

### 2000-01

#### FIRST ROUND

(Philadelphia 3, Indiana 1)

4/21/01	@ Philadelphia	L	78-79
4/24/01	@ Philadelphia	W	116-98
4/28/01	@ Indiana	W	92-87
5/2/01	@ Indiana	W	88-85

#### EASTERN CONFERENCE SEMIFINALS

(Philadelphia 4, Toronto 3)

5/6/01	@ Philadelphia	L	93-96
5/9/01	@ Philadelphia	W	97-92
5/11/01	@ Toronto	L	78-102
5/13/01	@ Toronto	W	84-79
5/16/01	@ Philadelphia	W	121-88
5/18/01	@ Toronto	L	89-101
5/20/01	@ Philadelphia	W	88-87

#### EASTERN CONFERENCE FINALS

(Philadelphia 4, Milwaukee 3)

5/22/01	@ Philadelphia	W	93-85
5/24/01	@ Philadelphia	W	78-92
5/26/01	@ Milwaukee	L	74-80
5/28/01	@ Milwaukee	W	89-93
5/30/01	@ Philadelphia	W	89-88
6/1/01	@ Milwaukee	L	100-110
6/3/01	@ Philadelphia	W	108-91

#### NBA FINALS

(Los Angeles 4, Philadelphia 1)

6/6/01	@ Los Angeles	W	107-101 (OT)
6/8/01	@ Los Angeles	L	89-98
6/10/01	@ Philadelphia	L	91-96
6/13/01	@ Philadelphia	L	86-100
6/15/01	@ Philadelphia	L	96-108

### 2001-02

#### FIRST ROUND

(Boston 3, Philadelphia 2)

4/21/02	@ Boston	L	82-92
4/25/02	@ Boston	L	85-93
4/28/02	@ Philadelphia	W	108-103
5/1/02	@ Philadelphia	W	83-81
5/3/02	@ Boston	L	87-120

### 2002-03

#### FIRST ROUND

(Philadelphia 4, New Orleans 2)

4/20/03	@ Philadelphia	W	98-90
4/23/03	@ Philadelphia	W	90-85
4/26/03	@ New Orleans	L	85-99
4/28/03	@ New Orleans	L	87-96
4/30/03	@ Philadelphia	W	93-91
5/2/03	@ New Orleans	W	107-103

#### EASTERN CONFERENCE SEMIFINALS

(Detroit 4, Philadelphia 2)

5/6/03	@ Detroit	L	87-89
5/8/03	@ Detroit	L	97-104 (OT)
5/10/03	@ Philadelphia	W	93-83
5/11/03	@ Philadelphia	W	95-82
5/14/03	@ Detroit	L	77-78
5/16/03	@ Philadelphia	L	89-93 (OT)



## ALL-TIME PLAYOFF RESULTS

### 2004-05

#### FIRST ROUND

*(Detroit 4, Philadelphia 1)*

4/23/05	@ Detroit	L	85-106
4/26/05	@ Detroit	L	84-99
4/29/05	@ Philadelphia	W	115-104
5/1/05	@ Philadelphia	L	92-97 (OT)
5/3/05	@ Detroit	L	78-88

### 2007-08

#### FIRST ROUND

*(Detroit 4, Philadelphia 2)*

4/20/08	@ Detroit	W	90-86
4/23/08	@ Detroit	L	88-105
4/25/08	@ Philadelphia	W	95-75
4/27/08	@ Philadelphia	L	84-93
4/29/08	@ Detroit	L	81-98
5/1/08	@ Philadelphia	L	77-100

### 2008-09

#### FIRST ROUND

*(Orlando 4, Philadelphia 2)*

4/19/09	@ Orlando	W	100-98
4/22/09	@ Orlando	L	87-96
4/24/09	@ Philadelphia	W	96-94
4/26/09	@ Philadelphia	L	81-84
4/28/09	@ Orlando	L	78-91
4/30/09	@ Philadelphia	L	89-114

### 2010-11

#### FIRST ROUND

*(Miami 4, Philadelphia 1)*

4/16/11	@ Miami	L	89-97
4/18/11	@ Miami	L	73-94
4/21/11	@ Philadelphia	L	94-100
4/24/11	@ Philadelphia	W	86-82
4/27/11	@ Miami	L	91-97

### 2011-12

#### FIRST ROUND

*(Philadelphia 4, Chicago 2)*

4/28/12	@ Chicago	L	91-103
5/1/12	@ Chicago	W	109-92
5/4/12	@ Philadelphia	W	79-74
5/6/12	@ Philadelphia	W	89-82
5/8/12	@ Chicago	L	69-77
5/10/12	@ Philadelphia	W	79-78

#### EASTERN CONFERENCE SEMIFINALS

*(Boston 4, Philadelphia 3)*

5/12/12	@ Boston	L	91-92
5/14/12	@ Boston	W	82-81
5/16/12	@ Philadelphia	L	91-107
5/18/12	@ Philadelphia	W	92-83
5/21/12	@ Boston	L	85-101
5/23/12	@ Philadelphia	W	82-75
5/26/12	@ Boston	L	75-85



# GENERAL INFORMATION

## 7-GAME SERIES: FINAL GAME RESULTS

6-9 OVERALL (76ERS: 5-7; NATIONALS: 1-2)

DATE	ROUND	OPPONENT	RESULT/SCORE
04/12/54	NBA Finals	at Minneapolis	L, 80-87
04/10/55	NBA Finals	Fort Wayne	W, 92-91
04/01/59	Eastern Division Finals	at Boston	L, 125-130
04/15/65	Eastern Division Finals	at Boston	L, 109-110
04/19/68	Eastern Division Finals	Boston	L, 96-100
04/04/71	Eastern Conference Semifinals	at Baltimore	L, 120-128
05/01/77	Eastern Conference Semifinals	Boston	W, 83-77
05/02/79	Eastern Conference Semifinals	at San Antonio	L, 108-111
04/19/81	Eastern Conference Semifinals	Milwaukee	W, 99-98
05/03/81	Eastern Conference Finals	at Boston	L, 90-91
05/23/82	Eastern Conference Finals	at Boston	W, 120-106
05/11/86	Eastern Conference Semifinals	at Milwaukee	L, 112-113
05/20/01	Eastern Conference Semifinals	Toronto	W, 88-87
06/03/01	Eastern Conference Finals	Milwaukee	W, 108-91
05/26/12	Eastern Conference Semifinals	at Boston	L, 75-85

## 5-GAME SERIES: FINAL GAME RESULTS

2-8 OVERALL (76ERS: 2-4; NATIONALS: 0-4)

DATE	ROUND	OPPONENT	RESULT/SCORE
04/04/51	Eastern Division Finals	at New York	L, 81-83
03/29/56	Eastern Division Finals	at Philadelphia	L, 104-109
03/22/62	Eastern Division Semifinals	at Philadelphia	L, 104-121
03/26/63	Eastern Division Semifinals	Cincinnati	L, 127-131 (OT)
03/29/64	Eastern Division Semifinals	at Cincinnati	L, 124-130
04/26/84	First Round	New Jersey	L, 98-101
04/27/86	First Round	Washington	W, 134-109
05/03/87	First Round	at Milwaukee	L, 89-102
05/05/90	First Round	Cleveland	W, 113-97
05/03/02	First Round	at Boston	L, 87-120

## 3-GAME SERIES: FINAL GAME RESULTS

3-3 OVERALL (76ERS: 0-1; NATIONALS: 3-2)

DATE	ROUND	OPPONENT	RESULT/SCORE
04/02/50	Eastern Division Finals	New York	W, 91-80
03/23/52	Eastern Division Semifinals	Philadelphia	W, 84-73
03/21/56	Eastern Division Semifinals	at Boston	W, 102-97
03/18/58	Eastern Division Semifinals	Philadelphia	L, 88-101
03/14/60	Eastern Division Semifinals	at Philadelphia	L, 112-132
04/18/76	First Round	Buffalo	L, 123-124



## ALL-TIME PLAYOFF BREAKDOWN

### FIRST ROUND

Year	Record
1975-76	1-2
1978-79	2-0
1979-80	2-0
1980-81	2-0
1981-82	2-0
1983-84	2-3
1984-85	3-1
1985-86	3-2
1986-87	2-3
1988-89	0-3
1989-90	3-2
1990-91	3-0
1998-99	3-1
1999-00	3-1
2000-01	3-1
2001-02	2-3
2002-03	4-2
2004-05	1-4
2007-08	2-4
2008-09	2-4
2010-11	1-4
2011-12	4-2
<b>TOTALS</b>	<b>50-42</b>

### ROUND ROBIN

Year	Record
1953-54	4-0
<b>TOTALS</b>	<b>4-0</b>

### EASTERN (DIVISION)

#### CONFERENCE SEMIFINALS

Year	Record
1949-50	2-0
1950-51	2-0
1951-52	2-1
1952-53	0-2
1955-56	2-1
1956-57	2-0
1957-58	1-2
1958-59	2-0
1959-60	1-2
1960-61	3-0
1961-62	2-3
1962-63	2-3
1963-64	2-3
1964-65	3-1
1966-67	3-1
1967-68	4-2
1968-69	1-4
1969-70	1-4
1970-71	3-4
1976-77	4-3
1977-78	4-0
1978-79	3-4
1979-80	4-1
1980-81	4-3
1981-82	4-2
1982-83	4-0
1984-85	4-0
1985-86	3-4
1989-90	1-4
1990-91	1-4
1998-99	0-4
1999-00	2-4
2000-01	4-3
2002-03	4-2
2011-12	3-4
<b>TOTALS</b>	<b>85-77</b>

### EASTERN (DIVISION)

#### CONFERENCE FINALS

Year	Record
1949-50	2-1
1950-51	2-3
1951-52	1-3
1953-54	2-0
1954-55	3-1
1955-56	2-3
1956-57	0-3
1958-59	3-4
1960-61	1-4
1964-65	3-4
1965-66	1-4
1966-67	4-1
1967-68	3-4
1976-77	4-2
1977-78	2-4
1979-80	4-1
1980-81	3-4
1981-82	4-3
1982-83	4-1
1984-85	1-4
2000-01	4-3
<b>TOTALS</b>	<b>53-57</b>


### NBA FINALS

Year	Record
1949-50	2-4
1953-54	3-4
1954-55	4-3
1966-67	4-2
1976-77	2-4
1979-80	2-4
1981-82	2-4
1982-83	4-0
2000-01	1-4
<b>TOTALS</b>	<b>24-29</b>

### ROUND-BY-ROUND IN THE NBA PLAYOFFS

First Round	50-42
Round Robin	4-0
Eastern Conference Semifinals	85-77
Eastern Conference Finals	53-57
NBA Finals	24-29
<b>TOTALS</b>	<b>208-195</b>

NOTE: The Third-Place "play-in" game is not recognized as a playoff game.



The 1982-83 Philadelphia 76ers won the NBA Championship.

# GENERAL INFORMATION

## TOP SINGLE-GAME PERFORMANCES

### 76ERS / NATIONALS TOP-10 PLAYOFF PERFORMANCES

POINTS			
PTS	PLAYER	OPP	DATE
55	Allen Iverson	vs. NOH	4/20/03
54	Allen Iverson	vs. TOR	5/09/01
52	Allen Iverson	vs. TOR	5/16/01
50	Billy Cunningham	vs. MIL	4/01/70
48	Allen Iverson	at LAL (OT)	6/06/01
46	Wilt Chamberlain	vs. BOS	4/12/66
46	Allen Iverson	at MIL	6/01/01
45	Lee Shaffer	vs. CIN (OT)	3/26/63
45	Allen Iverson	vs. IND	4/24/01
45	Allen Iverson	at NOH	5/02/03

REBOUNDS			
REBS	PLAYER	OPP	DATE
41	Wilt Chamberlain	vs. BOS	4/05/67
39	Wilt Chamberlain	vs. BOS	4/06/65
38	Wilt Chamberlain	vs. SF	4/16/67
37	Wilt Chamberlain	at BOS	4/08/65
36	Wilt Chamberlain	vs. BOS	4/11/67
34	Wilt Chamberlain	vs. BOS (OT)	4/09/65
34	Wilt Chamberlain	vs. BOS	4/12/66
34	Wilt Chamberlain	vs. BOS	4/19/68
33	Wilt Chamberlain	at BOS (OT)	4/10/66
33	Wilt Chamberlain	vs. SF (OT)	4/14/67

ASSISTS			
AST	PLAYER	OPP	DATE
19	Wilt Chamberlain	vs. CIN	3/24/67
16	Maurice Cheeks	at NYK	4/27/89
16	Allen Iverson	vs. TOR	5/20/01
15	George King	vs. PHI	3/28/56
15	Johnny Dawkins	at CHI	5/16/90
15	Allen Iverson	vs DET	4/29/05
14	Maurice Cheeks	at BOS	5/12/82
14	Johnny Dawkins	vs. CLE	5/05/90
13	George King	at PHI	3/29/56
13	Wilt Chamberlain	vs. BOS	3/31/67
13	Wilt Chamberlain	vs. BOS	4/11/67
13	Maurice Cheeks	at SA	5/02/79
13	Lionel Hollins	vs. LAL	5/11/80
13	Maurice Cheeks	vs. MIL	5/09/86
13	Johnny Dawkins	at CHI	5/09/90
13	Eric Snow	at CHA (OT)	4/24/00
13	Aaron McKie	vs. MIL	6/03/01

### OPPONENTS TOP-10 PLAYOFF PERFORMANCES

POINTS			
PTS	PLAYER	OPP	DATE
56	Wilt Chamberlain	at PHI	3/22/62
55	Rick Barry	at SF	4/18/67
53	Wilt Chamberlain	at PHI	3/14/60
50	Bob Cousy	at BOS (4OT)	3/21/53
50	Vince Carter	at TOR	5/11/01
49	Michael Jordan	vs. CHI	5/11/90
46	Wilt Chamberlain	at PHI	3/14/61
46	Kareem Abdul-Jabbar	at MIL	4/03/70
46	Michael Jordan	vs. CHI	5/10/91
46	Paul Pierce	at BOS	5/03/02

REBOUNDS			
REBS	PLAYER	OPP	DATE
39	Bill Russell	at BOS	3/23/61
35	Wilt Chamberlain	at PHI	3/22/62
34	Bill Russell	at BOS	3/19/61
33	Bill Russell	at BOS	3/26/61
32	Bill Russell	at BOS	3/18/59
32	Bill Russell	at BOS	3/28/59
32	Bill Russell	at BOS	4/01/59
32	Wilt Chamberlain	at PHI	3/14/61
32	Bill Russell	at BOS	4/04/65
31	Bill Russell	at BOS	3/21/57
31	Bill Russell	vs. BOS	4/12/66
31	Nate Thurmond	vs. SF (OT)	4/14/67
31	Bill Russell	at BOS	4/17/68

ASSISTS			
AST	PLAYER	OPP	DATE
18	Oscar Robertson	at CIN	3/29/64
18	Mark Price	at CLE	5/03/90
17	Rajon Rondo	vs. BOS	3/23/12
16	Oscar Robertson	at CIN	3/22/64
16	Oscar Robertson	vs. CIN	3/21/67
16	Paul Pressey	at MIL	4/30/85
16	Paul Pressey	at MIL	5/07/86
15	Bob Cousy	vs. BOS	3/24/55
15	Bob Cousy	at BOS	3/18/59
15	John Havlicek	at BOS	4/24/77
15	Paul Pressey	at MIL	5/11/86



## NOTES



# YEAR-BY-YEAR





## 1949-50 SEASON STATISTICS

RECORD: 51-13 (.797)	HOME: 31-1	AWAY: 15-12	NEUTRAL: 5-0	1ST EASTERN DIVISION
----------------------	------------	-------------	--------------	----------------------

PLAYER	G	MIN	FG-FGA	PCT	FT-FTA	PCT	REB	AST	PF-DQ	PTS	AVG
Schayes	64	—	348-903	.385	376-486	.774	—	259	225	1072	16.8
Gabor	56	—	226-671	.337	157-228	.689	—	108	198	609	10.9
Cervi	56	—	143-431	.332	287-346	.829	—	264	223	573	10.2
Ratkovicz	62	—	162-439	.369	211-348	.606	—	124	201	535	8.6
Seymour	62	—	175-524	.334	126-176	.716	—	189	157	476	7.7
Hannum	64	—	177-488	.363	128-186	.688	—	129	264	482	7.5
Macknowski	59	—	154-463	.333	131-178	.736	—	65	128	439	7.4
Peterson	62	—	167-390	.428	111-185	.600	—	33	198	445	7.2
Levano	60	—	139-418	.333	54-85	.635	—	156	106	332	5.5
Corley	60	—	117-370	.316	75-122	.615	—	109	81	309	5.2
Chollet	49	—	61-179	.341	35-56	.625	—	37	52	157	3.2
<b>NATIONALS</b>	<b>64</b>	<b>—</b>	<b>1869-5276</b>	<b>.354</b>	<b>1691-2396</b>	<b>.706</b>	<b>—</b>	<b>1473</b>	<b>1833</b>	<b>5429</b>	<b>84.8</b>
<b>OPPONENTS</b>	<b>64</b>	<b>—</b>	<b>—</b>	<b>—</b>	<b>—</b>	<b>—</b>	<b>—</b>	<b>—</b>	<b>—</b>	<b>4907</b>	<b>76.7</b>

### 1949-50 GAME-BY-GAME RESULTS

DATE	WL	NATS	OPP	TEAM	DATE	WL	NATS	OPP	TEAM
11/03	W	78	58	Denver	02/11	W	77	76	at Baltimore
11/04	W	84	51	vs. Denver	02/12	W	102	98	Waterloo
11/06	W	82	72	Philadelphia	02/16	W	105	74	Tri City
11/09	W	103	73	Indianapolis	02/19	W	82	78	Indianapolis
11/10	L	67	73	at St. Louis	02/21	L	78	89	at Denver
11/12	W	84	69	at Anderson	02/23	W	108	80	at Denver
11/13	W	80	66	New York	02/24	W	72	67	vs. Indianapolis
11/15	W	77	74	at New York	02/26	W	73	64	Chicago
11/17	W	79	76	Tri City	02/27	L	73	97	at Anderson
11/20	W	102	76	Denver	02/28	L	72	110	at Indianapolis
11/21	W	77	67	vs. Denver	03/01	W	93	72	at Waterloo
11/24	W	125	123	**** Anderson	03/02	L	85	95	at Sheboygan
11/27	W	80	62	Waterloo	03/05	W	84	75	Minneapolis
11/30	W	87	71	at Boston	03/09	W	85	74	St. Louis
12/04	W	67	61	Indianapolis	03/12	W	96	72	Boston
12/07	W	77	69	at Tri City	03/14	L	65	68	at Indianapolis
12/08	W	86	72	at Sheboygan	03/16	W	88	75	at Sheboygan
12/10	L	63	69	at Rochester	03/18	W	89	88 *	at Tri City
12/11	W	89	72	Sheboygan	03/19	W	72	67	Anderson
12/14	W	96	83	Fort Wayne					
12/15	L	88	100	at Anderson					
12/18	W	86	73	Chicago					
12/20	W	95	70	at Waterloo					
12/21	W	96	84	at Tri City					
12/22	W	83	74	at Sheboygan					
12/25	W	94	88	Anderson					
12/28	L	85	87	at Washington					
12/29	W	64	62	vs. Philadelphia					
01/01	W	79	73	Washington					
01/05	W	82	73	Tri City					
01/08	W	84	68	Waterloo					
01/10	L	84	86 *	at Waterloo					
01/11	L	88	98	at Minneapolis					
01/12	W	64	62	at Fort Wayne					
01/15	W	82	69	Indianapolis					
01/19	W	107	86	Denver					
01/22	L	75	77 *	Anderson					
01/26	W	76	72	Rochester					
01/29	W	85	70	Sheboygan					
01/30	W	91	75	vs. Indianapolis					
02/01	L	83	91	at Tri City					
02/02	W	73	67	at Indianapolis					
02/03	W	103	79	Waterloo					
02/05	W	96	87	Baltimore					
02/08	W	106	81	Sheboygan					

\* denotes overtime  
 \*\*\*\*\* denotes five overtimes

# GENERAL INFORMATION

## 1950-51 SEASON STATISTICS

RECORD: 32-34 (.485)

HOME: 24-9

AWAY: 8-25

4TH EASTERN DIVISION

PLAYER	G	MIN	FG-FGA	PCT	FT-FTA	PCT	REB	AST	PF-DQ	PTS	AVG
Schayes	66	—	332-930	.357	457-608	.752	1080	251	271-9	1121	17.0
Scolari*	66	—	302-923	.327	279-331	.843	218	255	183-1	883	13.4
Ratkovicz	66	—	264-636	.415	321-439	.731	547	193	256-11	849	12.9
Smauley*****	60	—	252-663	.380	227-267	.850	178	161	145-4	731	12.2
Gabor	61	—	255-745	.342	179-242	.740	150	125	213-7	689	11.3
Jorgensen**	63	—	223-600	.372	182-265	.687	338	91	237-8	628	10.0
Cervi	53	—	132-346	.382	194-237	.819	152	208	180-9	458	8.6
Hannum	63	—	182-494	.368	107-197	.543	301	119	271-16	471	7.5
Seymour	51	—	125-385	.325	117-159	.736	194	187	138-0	367	7.2
Peterson***	53	—	130-384	.339	99-150	.660	288	66	188-9	359	6.8
Macknowski	58	—	131-435	.301	122-170	.718	110	69	134-3	384	6.6
Calabrese	46	—	70-197	.355	61-88	.693	65	65	80-0	201	4.4
Lofgran****	61	—	79-270	.293	79-127	.622	157	36	132-4	237	3.9
Chollet	14	—	6-51	.118	12-19	.632	15	12	29-0	24	1.7
<b>NATIONALS</b>	<b>66</b>	—	<b>1884-5365</b>	<b>.351</b>	<b>1912-2634</b>	<b>.726</b>	<b>3259</b>	<b>1493</b>	<b>1995-64</b>	<b>5680</b>	<b>86.1</b>
<b>OPPONENTS</b>	<b>66</b>	—	—	—	—	—	—	—	—	<b>5644</b>	<b>85.5</b>

\* Scolari played with Washington and Syracuse

\*\*\*\* Lofgran played with Indianapolis and Syracuse

\*\* Jorgensen played with Tri-Cities and Syracuse

\*\*\*\*\* Smauley played with Baltimore and Syracuse

\*\*\* Peterson played with Tri-Cities and Syracuse

## 1950-51 GAME-BY-GAME RESULTS

DATE	WL	NATS	OPP	TEAM	DATE	WL	NATS	OPP	TEAM
11/02	W	92	77	Fort Wayne	02/04	W	78	75	Philadelphia
11/05	W	90	87	Minneapolis	02/07	L	82	102	at Baltimore
11/09	W	89	70	Tri-Cities	02/08	W	96	83	New York
11/11	L	72	74 *	at New York	02/11	W	80	72	Baltimore
11/12	W	83	57	Baltimore	02/14	L	75	77	at Fort Wayne
11/14	L	78	108	at Indianapolis	02/15	W	94	80	Boston
11/15	L	71	72 *	at Minneapolis	02/17	L	75	88	at New York
11/16	L	75	79	at Tri-Cities	02/18	W	91	80	Minneapolis
11/19	W	96	83	New York	02/20	W	81	79	at Indianapolis
11/23	L	85	92	Indianapolis	02/21	L	76	82	at Minneapolis
11/25	W	77	67	at Washington	02/25	W	98	83	New York
11/26	W	90	76	Washington	02/27	L	72	86	at Philadelphia
11/28	L	84	108	at New York	03/01	W	108	86	Fort Wayne
11/30	L	78	81	at Philadelphia	03/03	L	78	97	at New York
12/02	W	99	96 *	at Baltimore	03/04	W	85	79	Philadelphia
12/03	W	84	81	Indianapolis	03/08	L	86	107	at Rochester
12/07	L	69	76	Rochester	03/10	W	121	97	Indianapolis
12/08	W	86	85	at Boston	03/11	L	91	95	Philadelphia
12/10	L	76	86	Baltimore	03/13	L	93	98	at Indianapolis
12/14	L	69	78	Tri-Cities	03/14	L	76	100	at Minneapolis
12/16	W	79	75 *	at Rochester	03/17	L	86	100	at Philadelphia
02/17	W	95	86	New York	03/18	W	97	89	Boston
12/20	L	83	86	at Tri-Cities					
12/21	L	72	97	at Fort Wayne					
12/25	W	81	69	Fort Wayne					
12/26	L	100	102	at Boston					
12/28	L	88	91 *	at Philadelphia					
12/30	W	90	80 *	at Baltimore					
01/01	W	106	89	Boston					
01/04	L	77	80	Minneapolis					
01/06	W	87	85 *	at New York					
01/07	W	73	65	Baltimore					
01/10	W	97	96	at Tri-Cities					
01/11	L	76	84	at Fort Wayne					
01/14	W	92	63	Rochester					
01/18	L	87	96	Rochester					
01/21	L	86	96	Philadelphia					
01/24	L	82	87	at Baltimore					
01/25	W	113	87	Tri-Cities					
01/27	L	83	85	at Rochester					
01/28	W	104	83	Boston					
01/30	L	87	96	at Boston					
02/01	L	90	93	New York					
02/02	L	90	96 *	at Boston					

\* denotes overtime

YEAR-BY-  
YEAR



## 1951-52 SEASON STATISTICS

RECORD: 40-26 (.606)

HOME: 26-7

AWAY: 12-18

NEUTRAL: 2-1

1ST EASTERN DIVISION

PLAYER	G	MIN	FG-FGA	PCT	FT-FTA	PCT	REB	AST	PF-DQ	PTS	AVG
Schayes	63	2004	263-740	.355	342-424	.807	773	182	213-5	868	13.8
Rocha	66	2543	300-749	.401	254-330	.770	549	128	249-4	854	12.9
King	66	1899	235-579	.406	188-264	.712	274	244	199-6	658	10.0
Seymour	66	2209	206-615	.335	186-245	.759	225	220	165-4	598	9.1
Gabor	57	1085	173-538	.322	142-183	.776	93	86	188-5	488	8.6
Jorgensen	66	1318	190-460	.413	149-187	.797	288	63	190-2	529	8.0
Cervi	55	850	99-280	.354	219-248	.883	87	148	176-7	417	7.6
Ratkovicz	66	1356	165-473	.349	163-242	.674	328	90	235-8	493	7.5
Osterkorn	66	1721	145-413	.351	199-335	.594	444	117	226-8	489	7.4
Calabrese	58	937	109-317	.344	73-103	.709	84	83	107-0	291	5.0
Savage	12	118	9-43	.209	18-28	.643	24	12	22-0	36	3.0
<b>NATIONALS</b>	<b>66</b>	<b>—</b>	<b>1894-5207</b>	<b>.364</b>	<b>1933-2589</b>	<b>.747</b>	<b>3603</b>	<b>1373</b>	<b>1970-49</b>	<b>5721</b>	<b>86.7</b>
<b>OPPONENTS</b>	<b>66</b>	<b>—</b>	<b>—</b>	<b>—</b>	<b>—</b>	<b>—</b>	<b>—</b>	<b>—</b>	<b>—</b>	<b>5427</b>	<b>82.2</b>

### 1951-52 GAME-BY-GAME RESULTS

DATE	WL	NATS	OPP	TEAM	DATE	WL	NATS	OPP	TEAM
11/01	W	90	75	Fort Wayne	01/27	W	91	86	Boston
11/02	W	98	67	Minneapolis	01/31	W	88	79	Milwaukee
11/10	L	82	91	at Baltimore	02/03	W	95	73	Baltimore
11/11	W	93	79	Indianapolis	02/06	L	88	99	at Boston
11/15	W	97	95	Boston	02/08	W	96	87	at Philadelphia
11/16	W	97	90	at Philadelphia	02/09	L	76	84	at Baltimore
11/17	W	79	72	at New York	02/10	W	91	84	Philadelphia
11/18	W	71	68	Baltimore	02/12	L	69	78	at New York
11/22	W	96	72	at Fort Wayne	02/14	L	76	78	Rochester
11/23	L	68	82	at Indianapolis	02/16	L	84	92	at Rochester
11/25	W	100	73	New York	02/17	W	66	61	New York
11/29	W	82	78	Fort Wayne	02/21	W	88	80	Minneapolis
11/30	L	75	82	at Philadelphia	02/23	L	80	81	at Baltimore
12/02	L	79	81	Rochester	02/24	L	75	77	Boston
12/04	L	77	83	at Indianapolis	02/27	L	81	88	at Boston
12/05	W	83	81 *	at Minneapolis	02/28	W	88	83	Fort Wayne
12/06	L	70	73	vs. Milwaukee	03/01	L	83	98	at Rochester
12/08	W	95	75	at Rochester	03/02	W	76	72	Rochester
12/09	W	93	74	Philadelphia	03/06	W	83	81 **	at Fort Wayne
12/11	W	80	62	vs. Fort Wayne	03/07	L	76	81	at Indianapolis
12/13	W	89	82	Milwaukee	03/08	L	83	92	at Philadelphia
12/16	L	92	96	Indianapolis	03/09	W	99	82	Philadelphia
12/19	L	97	103	at Boston	03/12	W	89	71	at Boston
12/22	L	73	92	at New York	03/13	W	89	70	Boston
12/23	L	72	75	New York	03/15	L	90	97	at New York
12/25	W	70	65	vs. Milwaukee	03/16	L	84	90	New York
12/27	L	68	69	Milwaukee					
12/30	W	108	91	Baltimore					
01/01	L	80	82	at Minneapolis					
01/03	W	107	81	Boston					
01/06	W	98	93	Philadelphia					
01/10	W	110	96	New York					
01/12	W	92	88	at Baltimore					
01/13	W	103	85	Indianapolis					
01/17	W	110	105 ***	Minneapolis					
01/20	W	99	80	Baltimore					
01/22	W	93	82	at Milwaukee					
01/23	W	99	97 *	at Minneapolis					
01/25	L	94	95 *	at Philadelphia					
01/26	W	78	73	at Baltimore					

\* denotes overtime

\*\* denotes double-overtime

\*\*\* denotes triple-overtime



# GENERAL INFORMATION

## 1952-53 SEASON STATISTICS

RECORD: 47-24 (.662) HOME: 32-2 AWAY: 10-19 NEUTRAL: 5-3 2ND EASTERN DIVISION

PLAYER	G	MIN	FG-FGA	PCT	FT-FTA	PCT	REB	AST	PF-DQ	PTS	AVG
Schayes	71	2668	375-1022	.367	512-619	.827	920	227	271-9	1262	17.8
Seymour	67	2684	306-798	.383	340-416	.817	246	294	210-3	952	14.2
King	71	2519	255-635	.402	284-442	.643	281	364	244-2	794	11.2
Rocha	69	2454	268-690	.388	234-310	.755	510	137	257-5	770	11.2
Gabor	69	1337	215-614	.350	217-284	.764	104	134	262-11	647	9.4
Lloyd	64	1806	156-453	.344	160-231	.693	444	64	241-6	472	7.4
Jorgensen	70	1355	145-436	.333	146-199	.734	236	76	247-7	436	6.2
Osterkorn	49	1016	85-262	.324	106-168	.631	217	61	129-2	276	5.6
Cervi, Al	38	301	31-71	.437	81-100	.810	22	28	90-2	143	3.8
Lochmueller, Bob	62	802	79-245	.322	74-122	.607	162	47	143-1	232	3.7
Brasco, James	10	111	11-48	.229	11-14	.786	15	12	18-1	33	3.3
<b>NATIONALS</b>	<b>71</b>	<b>—</b>	<b>1942-5329</b>	<b>.364</b>	<b>2197-2950</b>	<b>.745</b>	<b>3472</b>	<b>1459</b>	<b>2132-49</b>	<b>6081</b>	<b>85.6</b>
<b>OPPONENTS</b>	<b>71</b>	<b>—</b>	<b>—</b>	<b>—</b>	<b>—</b>	<b>—</b>	<b>—</b>	<b>—</b>	<b>—</b>	<b>5775</b>	<b>81.3</b>

### 1952-53 GAME-BY-GAME RESULTS

DATE	WL	NATS	OPP	TEAM	DATE	WL	NATS	OPP	TEAM
11/01	L	84	86 *	at Philadelphia	01/25	L	62	97	New York
11/02	W	117	91	Philadelphia	01/27	L	72	76	at Indianapolis
11/08	L	83	106	at Boston	01/29	W	83	65	at Minneapolis
11/09	W	96	89	Minneapolis	01/30	L	68	84	at Milwaukee
11/13	W	96	81	Boston	02/01	W	94	79	Baltimore
11/15	L	91	97 *	at Baltimore	02/02	W	98	77	vs. Baltimore
11/16	W	84	78	Indianapolis	02/04	L	92	105	at Boston
11/20	W	92	73	Milwaukee	02/05	W	83	79 *	Rochester
11/22	L	68	98	at New York	02/08	W	98	89	Philadelphia
11/23	W	76	73	New York	02/11	L	78	96	at Fort Wayne
11/27	W	86	79	Rochester	02/12	L	81	91	at Minneapolis
11/29	W	87	74	at Baltimore	02/13	W	89	86 **	at Indianapolis
11/30	W	78	66	Boston	02/15	L	81	85	New York
12/04	W	78	70	at Fort Wayne	02/17	W	84	65	vs. Boston
12/06	W	82	74	at Philadelphia	02/19	W	82	72	Milwaukee
12/07	W	71	67	Milwaukee	02/21	L	73	84	at Rochester
12/08	L	89	101	at Milwaukee	02/22	W	86	73	Philadelphia
12/09	W	87	70	at Indianapolis	02/24	W	74	63	vs. Philadelphia
12/09	L	79	82	at Minneapolis	02/26	W	89	77	Fort Wayne
12/11	W	102	83	Philadelphia	02/28	L	74	77	at Baltimore
12/14	L	93	98 *	at New York	03/01	W	79	64	New York
12/16	L	83	88	vs. Boston	03/03	L	70	75	at Milwaukee
12/18	L	77	91	at Boston	03/04	W	75	73 **	at Fort Wayne
12/20	W	90	86	Boston	03/05	W	94	91	Minneapolis
12/21	W	102	92	Baltimore	03/06	L	66	75	vs. New York
12/25	W	81	76 *	at Baltimore	03/07	L	87	88	vs. Philadelphia
12/27	W	84	73	Indianapolis	03/08	W	98	91	Baltimore
12/29	L	93	106	at Rochester	03/12	W	84	70	Boston
12/31	L	87	97	at Boston	03/14	W	95	81	at New York
01/01	W	92	78	Fort Wayne	03/15	W	84	68	Indianapolis
01/03	L	77	85 *	at New York	03/17	W	72	68	Boston
01/04	W	93	68	Baltimore					
01/07	W	114	93	vs. New York					
01/08	W	75	67	Minneapolis					
01/10	W	87	77	vs. Philadelphia					
01/11	W	76	72	Philadelphia					
01/15	W	109	85	Rochester					
01/18	W	103	84	Baltimore					
01/22	W	87	75	Fort Wayne					
01/24	W	107	82	at Rochester					

\* denotes overtime

\*\* denotes double-overtime

YEAR-BY-YEAR



## 1953-54 SEASON STATISTICS

RECORD: 42-30 (.583)

HOME: 26-6

AWAY: 11-18

NEUTRAL: 5-6

3RD EASTERN DIVISION

PLAYER	G	MIN	FG-FGA	PCT	FT-FTA	PCT	REB	AST	PF-DQ	PTS	AVG
Schayes	72	2655	370-973	.380	488-590	.827	870	214	232-4	1228	17.1
Seymour	71	2727	316-838	.377	299-368	.813	291	364	187-2	931	13.1
King	72	2370	280-744	.376	257-410	.627	268	272	179-2	817	11.3
Lloyd	72	2206	249-666	.374	156-209	.746	529	115	303-12	654	9.1
Gabor	61	1211	204-551	.370	139-194	.716	96	162	183-4	547	9.0
Osterkorn	70	2164	203-586	.346	209-361	.579	487	151	209-1	615	8.8
Kenville	72	1405	149-388	.384	136-182	.747	247	122	138-0	434	6.0
Lavoy*	68	1277	135-356	.379	94-129	.729	317	78	215-2	364	5.4
Neal	67	899	117-369	.317	78-132	.591	257	24	139-0	312	4.7
Govedarica	23	258	25-79	.316	25-37	.676	18	24	44-1	75	3.3
Masino**	27	181	26-62	.419	30-49	.612	28	22	44-0	82	3.0
Knostman	5	47	3-10	.300	7-11	.636	17	6	9-0	13	2.6
Earle	2	12	1-2	.500	2-4	.500	2	0	0-0	4	2.0
Novak	5	24	0-7	.000	1-2	.500	2	2	9-0	1	0.2
<b>NATIONALS</b>	<b>72</b>	<b>—</b>	<b>2054-5579</b>	<b>.368</b>	<b>1905-2650</b>	<b>.719</b>	<b>3652</b>	<b>1541</b>	<b>1852-28</b>	<b>6013</b>	<b>83.5</b>
<b>OPPONENTS</b>	<b>72</b>	<b>—</b>	<b>—</b>	<b>—</b>	<b>—</b>	<b>—</b>	<b>—</b>	<b>—</b>	<b>5660</b>	<b>78.6</b>	<b>—</b>

\* Lavoy played with Milwaukee and Syracuse

\*\* Masino played with Rochester and Syracuse

### 1953-54 GAME-BY-GAME RESULTS

DATE	WL	NATS	OPP	TEAM	DATE	WL	NATS	OPP	TEAM
10/31	L	73	79	at Philadelphia	01/23	L	91	98	at Baltimore
11/01	W	85	61	Philadelphia	01/24	L	78	80	Philadelphia
11/05	L	65	77	Minneapolis	01/26	W	79	75	vs. Philadelphia
11/07	W	88	77	vs. Baltimore	01/28	W	70	66	New York
11/08	W	85	66	Rochester	01/30	L	65	66	at New York
11/10	W	74	59	at Milwaukee	01/31	W	114	70	New York
11/12	L	74	78	at Fort Wayne	02/03	L	70	82	vs. Philadelphia
11/14	L	66	77	at Boston	02/04	W	90	82	vs. New York
11/15	W	69	61	Milwaukee	02/06	W	93	87 *	Fort Wayne
11/19	W	79	76	Fort Wayne	02/07	W	88	73	Milwaukee
11/21	L	67	68	at New York	02/10	L	79	94	at Boston
11/22	L	80	84 *	New York	02/11	L	74	76 **	at Philadelphia
11/24	W	89	80	at Rochester	02/13	L	78	81	at Rochester
11/25	L	58	66	vs. Baltimore	02/14	W	111	91	Baltimore
11/26	W	93	86	Boston	02/16	L	77	95	vs. Philadelphia
11/28	L	80	91	vs. Boston	02/18	W	91	77	Fort Wayne
11/29	W	101	82	Baltimore	02/20	L	68	83	at Minneapolis
12/01	W	76	69 *	at Milwaukee	02/21	W	100	73	Minneapolis
12/03	L	74	87	vs. Minneapolis	02/23	L	68	70	vs. Milwaukee
12/05	L	80	90	at Minneapolis	02/25	L	96	101	Boston
12/06	L	77	78	at Fort Wayne	02/26	W	68	62	at Milwaukee
12/09	L	77	92	at Baltimore	02/28	L	85	91	Rochester
12/10	W	96	76	Milwaukee	03/02	L	87	91	at Minneapolis
12/12	L	85	90	at Rochester	03/04	W	86	63	at Fort Wayne
12/13	W	108	74	Boston	03/06	W	88	77	Philadelphia
12/19	W	90	83	at Boston	03/07	W	103	77	Baltimore
12/20	W	81	76	Minneapolis	03/10	W	85	77	at Baltimore
12/23	W	76	72	at Baltimore	03/11	W	97	95 *	Boston
12/25	L	80	89	at New York	03/13	L	60	67	at New York
12/27	W	96	75	Milwaukee	03/14	W	113	83	New York
12/30	W	96	89	vs. Boston					
12/31	W	86	81	Rochester					
01/01	L	92	95	at Boston					
01/02	W	74	66	at Philadelphia					
01/03	L	77	90	Philadelphia					
01/05	W	72	60	at Fort Wayne					
01/07	W	70	67	Fort Wayne					
01/10	W	77	73	Baltimore					
01/13	W	93	72	vs. New York					
01/14	W	96	71	Minneapolis					
01/16	W	95	93 ***	at Rochester					
01/17	W	84	81	Rochester					

\* denotes overtime

\*\* denotes double-overtime

\*\*\* denotes triple-overtime

# GENERAL INFORMATION

## 1954-55 SEASON STATISTICS

RECORD: 43-29 (.597)

HOME: 25-7

AWAY: 10-16

NEUTRAL: 8-6

1ST EASTERN DIVISION

PLAYER	G	MIN	FG-FGA	PCT	FT-FTA	PCT	REB	AST	PF-DQ	PTS	AVG
Schayes	72	2526	422-1103	.383	489-587	.833	887	213	247-6	1333	18.5
Seymour	72	2950	375-1036	.362	300-370	.811	300	483	167-0	1050	14.6
Rocha	72	2473	295-801	.368	222-284	.782	489	178	242-5	812	11.3
Kerr	72	1529	301-718	.419	152-223	.682	474	80	165-2	754	10.5
Lloyd	72	2212	286-784	.365	159-212	.750	553	151	283-4	731	10.2
Simmons*	36	862	137-384	.357	72-114	.632	220	61	109-2	346	9.6
King	67	2015	228-605	.377	140-229	.611	227	331	148-0	596	8.9
Kenville	70	1380	172-482	.357	154-201	.766	247	150	132-1	498	7.1
Farley	69	1113	136-353	.385	136-201	.677	167	111	145-1	408	5.9
Gabor	3	47	7-22	.318	3-5	.600	5	11	6-0	17	5.7
Tucker, Jim	20	287	39-116	.336	27-38	.711	97	12	50-0	105	5.3
Osterkorn, Wally	19	286	20-97	.206	16-32	.500	70	17	32-0	56	2.9
<b>NATIONALS</b>	<b>72</b>	<b>—</b>	<b>2360-6343</b>	<b>.372</b>	<b>1837-2450</b>	<b>.750</b>	<b>3933</b>	<b>1778</b>	<b>1658-20</b>	<b>6557</b>	<b>91.1</b>
<b>OPPONENTS</b>	<b>72</b>	<b>—</b>	<b>—</b>	<b>—</b>	<b>—</b>	<b>—</b>	<b>—</b>	<b>—</b>	<b>—</b>	<b>6457</b>	<b>89.7</b>

\* Simmons played with Baltimore and Syracuse

## 1954-55 GAME-BY-GAME RESULTS

DATE	WL	NATS	OPP	TEAM	DATE	WL	NATS	OPP	TEAM
10/31	L	94	97	Minneapolis	01/26	W	107	99	vs. Philadelphia
11/06	L	84	107	at Boston	01/27	W	94	79	Fort Wayne
11/07	W	97	80	Milwaukee	01/28	L	90	101	at Boston
11/11	W	88	86	at Fort Wayne	01/30	L	83	93	Philadelphia
11/13	L	72	85	at Milwaukee	02/03	L	85	104	at Fort Wayne
11/14	L	92	99	at Minneapolis	02/04	L	88	114	at Boston
11/16	W	86	85	vs. Philadelphia	02/06	W	94	88	at Rochester
11/18	W	91	82	Fort Wayne	02/07	W	77	75	New York
11/20	W	80	79	at Rochester	02/08	W	115	88	vs. Boston
11/21	W	110	104	Boston	01/29	L	94	104	at Boston
11/25	W	91	85	Milwaukee	02/10	W	85	81	Minneapolis
11/27	W	80	74	at New York	02/12	W	92	66	Milwaukee
11/28	W	79	77	New York	02/13	W	88	87	Rochester
12/01	L	86	88	vs. New York	02/14	W	82	81	vs. Milwaukee
12/02	W	82	78	Rochester	02/17	W	107	93	Boston
12/04	L	73	79	at Philadelphia	02/18	L	86	110	at Philadelphia
12/05	W	89	72	Philadelphia	02/19	W	80	78	at New York
12/07	W	88	81	vs. Philadelphia	02/20	W	104	84	New York
12/08	L	78	105	at Rochester	02/22	L	95	97	vs. Boston
12/09	W	120	107	Boston	02/24	W	97	83	Rochester
12/11	L	90	94	at Boston	02/27	W	105	77	Philadelphia
12/12	L	87	96	Philadelphia	03/01	W	105	102	at New York
12/14	W	91	82	at New York	03/02	W	103	90	vs. Fort Wayne
12/15	L	81	88	vs. New York	03/03	W	83	81	at Fort Wayne
12/18	L	83	86	at Minneapolis	03/04	W	99	96	at Milwaukee
12/19	W	108	93	Minneapolis	03/06	W	107	101	Philadelphia
12/25	L	101	109	at New York	03/09	L	97	100	at Rochester
12/26	W	97	92	* New York	03/10	L	93	96	vs. Minneapolis
12/28	W	84	82	vs. Rochester	03/12	W	112	92	Fort Wayne
12/29	L	70	72	at Philadelphia	03/13	L	76	77	Milwaukee
01/01	W	108	102	Boston					
01/02	L	79	91	Milwaukee					
01/06	L	106	117	Minneapolis					
01/08	W	100	97	at Minneapolis					
01/09	L	72	77	at Milwaukee					
01/11	L	82	93	Minneapolis					
01/13	W	100	83	Fort Wayne					
01/16	W	90	85	Rochester					
01/19	W	98	97	* vs. Philadelphia					
01/20	W	92	87	Boston					
01/23	L	89	98	New York					
01/25	L	66	69	vs. Fort Wayne					

\* denotes overtime

YEAR-BY-YEAR



## 1955-56 SEASON STATISTICS

RECORD: 35-37 (.486)	HOME: 23-8	AWAY: 9-19	NEUTRAL: 3-10	3RD EASTERN DIVISION
----------------------	------------	------------	---------------	----------------------

PLAYER	G	MIN	FG-FGA	PCT	FT-FTA	PCT	REB	AST	PF-DQ	PTS	AVG
Schayes	72	2517	465-1202	.387	542-632	.858	891	200	251-9	1472	20.4
Kerr	72	2114	377-935	.403	207-316	.655	607	84	168-3	961	13.3
Seymour	57	1826	227-670	.339	188-233	.807	152	276	130-1	642	11.3
King	72	2343	284-763	.372	176-275	.640	250	410	150-2	744	10.3
Rocha	72	1883	250-692	.361	220-281	.783	416	131	244-6	720	10.0
Lloyd	72	1837	213-636	.335	186-241	.772	492	116	267-6	612	8.5
Conlin	66	1423	211-574	.368	121-178	.680	326	145	121-1	543	8.2
Kenville	72	1278	170-448	.379	195-257	.759	215	159	132-0	535	7.4
Farley	72	1429	168-451	.373	143-207	.691	165	151	154-2	479	6.7
Tucker	70	895	101-290	.348	66-83	.795	232	38	166-2	268	3.8
<b>NATIONALS</b>	<b>72</b>	<b>—</b>	<b>2466-6661</b>	<b>.370</b>	<b>2044-2703</b>	<b>.756</b>	<b>4060</b>	<b>1710</b>	<b>1783-32</b>	<b>6976</b>	<b>96.9</b>
<b>OPPONENTS</b>	<b>72</b>	<b>—</b>	<b>—</b>	<b>—</b>	<b>—</b>	<b>—</b>	<b>—</b>	<b>—</b>	<b>—</b>	<b>6975</b>	<b>96.9</b>

### 1955-56 GAME-BY-GAME RESULTS

DATE	WL	NATS	OPP	TEAM	DATE	WL	NATS	OPP	TEAM
11/05	W	114	113 *	Fort Wayne	01/22	L	105	109	St. Louis
11/06	L	80	83	at Rochester	01/25	L	100	112	at Philadelphia
11/12	W	91	81	at St. Louis	01/26	W	100	89	Philadelphia
11/13	L	79	93	at Fort Wayne	01/28	L	85	93	at St. Louis
11/17	W	105	91	Minneapolis	01/29	L	95	99 *	New York
11/19	L	94	102	at Philadelphia	02/01	L	77	83	at Rochester
11/20	W	84	80	St. Louis	02/02	W	97	89	Rochester
11/23	L	101	104	vs. Philadelphia	02/04	W	103	94	at New York
11/24	W	111	103	Boston	02/05	W	90	85	Fort Wayne
11/26	L	99	100	at New York	02/06	L	98	99	at Fort Wayne
11/27	W	85	74	New York	02/07	L	95	128	vs. Philadelphia
11/29	L	97	105	vs. Boston	02/09	L	97	98	Boston
12/03	W	114	103	Minneapolis	02/10	W	94	88	vs. New York
12/04	W	102	96	at Minneapolis	02/12	W	101	74	Rochester
12/06	L	88	90	vs. Fort Wayne	02/17	W	91	86	vs. New York
12/08	L	94	105	at Fort Wayne	02/18	W	85	84	Fort Wayne
12/09	L	92	101	at Philadelphia	02/19	W	118	98	New York
12/11	W	101	89	Boston	02/21	W	108	107 **	at New York
12/15	L	133	135 ***	Minneapolis	02/23	W	94	92	Fort Wayne
12/17	W	110	104	at Boston	02/24	L	103	116	vs. St. Louis
12/18	W	99	79	Philadelphia	02/26	L	85	87	Philadelphia
12/20	W	98	91	at New York	02/27	W	98	95 *	at Fort Wayne
12/25	W	111	96	Rochester	02/27	L	94	98	vs. Minneapolis
12/26	L	91	93	at Rochester	03/01	W	111	100	Boston
12/27	L	80	91	vs. Rochester	03/03	L	96	102	at Philadelphia
12/29	L	83	112	at Philadelphia	03/04	L	111	118 **	New York
12/30	L	103	110	vs. Boston	03/07	L	98	111	at Boston
12/31	W	101	92	New York	03/08	W	92	88	St. Louis
01/01	W	85	80	at Minneapolis	03/10	L	84	104	at New York
01/02	W	84	82	at St. Louis	03/11	W	99	88	Philadelphia
01/04	L	87	88	Philadelphia	03/12	W	97	92	vs. St. Louis
01/07	L	99	105 *	Boston	03/14	L	103	122	at Boston
01/08	L	91	99	at Minneapolis					
01/10	L	79	90	vs. Minneapolis					
01/12	W	93	78	St. Louis					
01/13	L	104	119	at Boston					
01/14	L	93	102	at Rochester					
01/15	W	99	88	Rochester					
01/19	W	122	100	Minneapolis					
01/21	L	96	100	vs. Boston					

\* denotes overtime  
 \*\* denotes double-overtime  
 \*\*\* denotes triple-overtime

# GENERAL INFORMATION

## 1956-57 SEASON STATISTICS

RECORD: 38-34 (.528)

HOME: 22-9

AWAY: 12-19

NEUTRAL: 4-6

2ND EASTERN DIVISION

PLAYER	G	MIN	FG-FGA	PCT	FT-FTA	PCT	REB	AST	PF-DQ	PTS	AVG
Schayes	72	2851	496-1308	.379	625-691	.904	1008	229	219-5	1617	22.5
Conlin	71	2250	335-896	.374	283-368	.769	430	205	170-0	953	13.4
Kerr	72	2191	333-827	.403	225-313	.719	807	90	190-3	891	12.4
Lloyd	72	1965	256-687	.373	134-179	.749	435	114	282-10	646	9.0
Palazzi*	63	1013	210-571	.368	136-175	.777	262	49	117-1	556	8.8
Harrison	66	1810	243-629	.386	93-130	.715	156	161	220-5	579	8.8
Bianchi	68	1577	199-567	.351	165-239	.690	227	106	198-5	563	8.3
Holup, Joe	71	1284	160-487	.329	204-253	.806	279	84	177-5	524	7.4
Hennessy, Larry	21	373	56-175	.320	23-32	.719	45	27	28-0	135	6.4
Seymour, Paul	65	1235	143-442	.324	101-123	.821	130	193	91-0	387	6.0
Hopkins, Bob	62	764	130-343	.379	94-126	.746	233	22	106-0	354	5.7
Schafer, Bob	11	167	19-66	.288	11-13	.846	11	15	16-0	49	4.5
Tucker, Jim	9	110	17-44	.386	0-1	.000	20	2	26-0	34	3.8
Savage, Don	5	55	6-19	.316	6-7	.857	7	2	7-0	18	3.6
Ray, Jim	4	43	2-11	.182	3-5	.600	5	3	4-0	7	1.8
Able, Forest	1	1	0-2	.000	0-0	.000	1	1	1-0	0	0.0
<b>NATIONALS</b>	<b>72</b>	<b>—</b>	<b>2550-6915</b>	<b>.369</b>	<b>2075-2613</b>	<b>.794</b>	<b>4350</b>	<b>1282</b>	<b>1809-34</b>	<b>7175</b>	<b>99.7</b>
<b>OPPONENTS</b>	<b>72</b>	<b>—</b>	<b>—</b>	<b>—</b>	<b>—</b>	<b>—</b>	<b>—</b>	<b>—</b>	<b>—</b>	<b>7277</b>	<b>101.1</b>

\* Palazzi played with Boston and Syracuse

## 1956-57 GAME-BY-GAME RESULTS

DATE	WL	NATS	OPP	TEAM	DATE	WL	NATS	OPP	TEAM
10/27	W	109	103 **	vs. Philadelphia	01/23	L	108	140	at Boston
10/28	W	91	75	Rochester	01/24	W	115	97	New York
11/03	W	75	73	at St. Louis	01/26	W	99	95	at Rochester
11/04	L	76	78	St. Louis	01/27	W	94	93	Minneapolis
11/10	L	76	90	at Rochester	01/28	W	112	96	vs. Minneapolis
11/11	L	83	94	Boston	01/30	W	119	116	at Boston
11/15	L	96	103	Minneapolis	01/31	W	105	104	Boston
11/17	L	96	109	at Philadelphia	02/02	L	100	107	at Philadelphia
11/18	W	99	97	Philadelphia	02/03	W	104	95	Ft. Wayne
11/20	L	81	104	at St. Louis	02/05	L	101	105	vs. Boston
11/22	L	78	111	at Minneapolis	02/06	L	100	119	vs. New York
11/24	L	99	114	at Boston	02/07	W	112	110	St. Louis
11/27	L	82	90	vs. Rochester	02/09	W	101	89	at New York
11/29	L	87	92	Ft. Wayne	02/10	W	102	100	New York
12/01	L	100	117	at New York	02/11	L	101	107	at St. Louis
12/02	W	110	100	New York	02/14	L	95	104	Rochester
12/04	W	97	96 *	at Fort Wayne	02/17	W	116	106	Boston
12/06	L	92	104	at Ft. Wayne	02/21	W	92	86	Philadelphia
12/07	L	97	105	vs. Ft. Wayne	02/23	W	103	101	at Minneapolis
12/09	W	116	110	Boston	02/24	W	109	93	Rochester
12/15	L	108	117	Philadelphia	02/25	L	102	108	at Ft. Wayne
12/16	W	101	91	St. Louis	02/26	W	120	108	at Minneapolis
12/23	W	107	97	Minneapolis	02/27	W	108	93	vs. St. Louis
12/25	L	93	98	at Rochester	02/28	W	123	112	Ft. Wayne
12/27	L	95	102	at St. Louis	03/02	L	85	98	at Philadelphia
12/29	W	104	103 *	at Philadelphia	03/03	W	112	86	Philadelphia
12/30	L	92	105	at Boston	03/05	W	99	92	at New York
01/01	W	106	102	New York	03/06	L	93	100	New York
01/03	L	111	126	at New York	03/07	L	94	99	vs. New York
01/04	W	116	106	vs. Boston	03/09	W	104	102	Boston
01/06	W	128	123	Philadelphia	03/10	W	94	92	at Boston
01/09	L	86	93	at Minneapolis	03/13	L	81	114	at Ft. Wayne
01/10	L	110	118	Minneapolis					
01/12	W	97	88	at Rochester					
01/13	W	91	85	Rochester					
01/17	W	108	103	at Philadelphia					
01/18	L	94	96	vs. Philadelphia					
01/19	L	96	104	St. Louis					
01/20	W	101	98	Ft. Wayne					
01/22	L	88	90	at New York					

\* denotes overtime

\*\* denotes double-overtime

YEAR-BY-YEAR



## 1957-58 SEASON STATISTICS

RECORD: 41-31 (.569)

HOME: 26-5

AWAY: 9-21

NEUTRAL: 6-5

2ND EASTERN DIVISION

PLAYER	G	MIN	FG-FGA	PCT	FT-FTA	PCT	REB	AST	PF-DQ	PTS	AVG
Schayes	72	2918	581-1458	.398	629-696	.904	1022	224	244-6	1791	24.9
Kerr	72	2384	407-1020	.399	280-422	.664	963	88	197-4	1094	15.2
Conlin	60	1871	343-877	.391	215-270	.796	436	133	168-2	901	15.0
Costello	72	2746	378-888	.426	320-378	.847	378	317	246-3	1076	14.9
Palazzi	67	1001	228-579	.394	123-171	.719	243	42	125-0	579	8.6
Bianchi	69	1421	215-625	.344	140-205	.683	221	114	188-4	570	8.3
Hopkins	69	1224	221-554	.399	123-161	.764	392	45	162-5	565	8.2
Harrison	72	1799	210-604	.348	97-122	.795	166	169	200-1	517	7.2
Lloyd	61	1045	119-359	.331	79-106	.745	287	60	179-3	317	5.2
Holup*	53	740	91-278	.327	71-94	.755	221	36	99-2	253	4.8
Seymour	64	763	107-315	.340	53-63	.841	107	93	88-0	267	4.2
<b>NATIONALS</b>	<b>72</b>	<b>—</b>	<b>2823-7336</b>	<b>.385</b>	<b>2075-2617</b>	<b>.793</b>	<b>4895</b>	<b>1298</b>	<b>1820-28</b>	<b>7721</b>	<b>107.2</b>
<b>OPPONENTS</b>	<b>72</b>	<b>—</b>	<b>—</b>	<b>—</b>	<b>—</b>	<b>—</b>	<b>—</b>	<b>—</b>	<b>—</b>	<b>7564</b>	
<b>105.1</b>											

\* Holup played with Syracuse (16 games) and Detroit (37 games)

### 1957-58 GAME-BY-GAME RESULTS

DATE	WL	NATS	OPP	TEAM	DATE	WL	NATS	OPP	TEAM
10/25	W	103	85	Philadelphia	01/16	W	112	96	St. Louis
10/26	L	100	110	at Cincinnati	01/17	L	99	120	at Boston
11/01	W	113	100	Minneapolis	01/18	L	120	123	at New York
11/02	L	83	107	at Boston	01/19	W	112	108	New York
11/03	L	95	113	vs. Boston	01/22	L	109	115	Cincinnati
11/05	L	101	115	at St. Louis	01/23	W	101	88	at Philadelphia
11/08	L	99	104	New York	01/25	W	112	100	Boston
11/14	W	97	94	at Philadelphia	01/26	L	95	118	at Boston
11/15	W	91	86	St. Louis	01/28	W	110	102	at New York
11/16	L	101	118	at St. Louis	01/30	L	83	87	vs. Detroit
11/17	W	110	98	at Minneapolis	02/01	W	97	91	at Minneapolis
11/22	L	98	102	Cincinnati	02/02	W	102	100	at St. Louis
11/23	W	119	115	at New York	02/04	L	113	118	at Detroit
11/27	W	92	87	Philadelphia	02/07	W	105	102	vs. New York
11/28	L	98	102	at Philadelphia	02/08	L	102	103	St. Louis
11/30	L	112	118	at Boston	02/09	W	123	98	Boston
12/01	W	118	109	Boston	02/11	W	84	76	vs. Boston
12/03	W	119	96	vs. Philadelphia	02/12	L	101	119	at Boston
12/06	W	118	91	Detroit	02/13	W	108	98	Philadelphia
12/07	L	113	121	at Minneapolis	02/16	W	113	105	Cincinnati
12/10	W	114	104	vs. Minneapolis	02/18	L	98	120	at Detroit
12/11	L	95	110	at Minneapolis	02/19	W	116	110	New York
12/14	W	104	100	vs. Cincinnati	02/20	L	97	110	vs. Philadelphia
12/15	W	109	83	Cincinnati	02/22	L	112	115	at New York
12/17	L	117	123	at New York	02/23	W	101	92	St. Louis
12/20	W	122	113	at Cincinnati	02/26	W	119	90	Minneapolis
12/21	L	136	146	vs. St. Louis	02/27	L	91	97	at Philadelphia
12/22	W	119	93	Detroit	03/02	L	100	107	Boston
12/25	W	134	130	* New York	03/05	W	102	91	New York
12/26	W	104	100	vs. Cincinnati	03/07	L	100	102	at St. Louis
12/28	L	111	117	at Detroit	03/09	W	111	90	Detroit
12/29	W	105	97	Philadelphia	03/12	W	110	99	Philadelphia
01/01	W	120	109	Minneapolis					
01/02	L	98	131	vs. New York					
01/04	W	115	106	Boston					
01/05	W	111	96	at Philadelphia					
01/08	L	107	109	at Detroit					
01/09	W	127	122	Minneapolis					
01/11	L	100	105	at Cincinnati					
01/12	W	135	109	Detroit					

\* denotes overtime

# GENERAL INFORMATION

## 1958-59 SEASON STATISTICS

RECORD: 35-37 (.486)

HOME: 19-12

AWAY: 12-17

NEUTRAL: 4-8

3RD EASTERN DIVISION

PLAYER	G	MIN	FG-FGA	PCT	FT-FTA	PCT	REB	AST	PF-DQ	PTS	AVG
Schayes	72	2645	504-1304	.387	526-609	.864	962	178	280-9	1534	21.3
Yardley*	61	1839	446-1042	.428	317-407	.779	431	65	159-2	1209	19.8
Kerr	72	2671	502-1139	.441	281-367	.766	1008	142	183-1	1285	17.8
Costello	70	2750	414-948	.437	280-349	.802	365	379	263-7	1108	15.8
Conlin**	72	1955	329-891	.369	197-274	.719	394	132	188-6	855	11.9
Greer	68	1625	308-679	.454	137-176	.778	196	101	189-1	753	11.1
Bianchi	72	1779	285-756	.377	149-206	.723	199	159	260-8	719	10.0
Hopkins	67	1518	246-611	.403	176-234	.752	436	67	181-5	668	10.0
Palazzi	71	1053	240-612	.392	115-158	.728	266	67	174-5	595	8.4
Dempsey***	57	694	92-215	.428	81-106	.764	160	68	95-0	265	4.6
Dierking, Connie	64	726	105-260	.404	83-140	.593	233	34	148-2	293	4.6
Seymour	21	266	32-98	.327	26-29	.897	39	36	25-0	90	4.3
Kearns	1	7	1-1	1.000	0-0	.000	0	0	1-0	2	2.0
<b>NATIONALS</b>	<b>72</b>	<b>—</b>	<b>3050-7490</b>	<b>.407</b>	<b>2046-2642</b>	<b>.774</b>	<b>4900</b>	<b>1340</b>	<b>1961-44</b>	<b>8146</b>	<b>113.1</b>
<b>OPPONENTS</b>	<b>72</b>	<b>—</b>	<b>—</b>	<b>—</b>	<b>—</b>	<b>—</b>	<b>—</b>	<b>—</b>	<b>—</b>	<b>7855</b>	<b>109.1</b>

\* Yardley played with Detroit (46 games) and Syracuse (15 games)

\*\* Conlin played with Detroit (15 games) and Syracuse (57 games)

\*\*\* Dempsey played with Philadelphia (23 games) and Syracuse (34 games)

### 1958-59 GAME-BY-GAME RESULTS

DATE	WL	NATS	OPP	TEAM	DATE	WL	NATS	OPP	TEAM
10/19	W	103	94	Detroit	01/16	L	89	102	at St. Louis
10/25	L	109	110	Philadelphia	01/18	L	118	120	New York
11/01	W	130	108	Cincinnati	01/21	W	134	112	Boston
11/05	L	115	117	Boston	01/24	W	123	102	Cincinnati
11/08	W	103	98	at Philadelphia	01/25	L	104	109	at Cincinnati
11/09	W	101	97	Minneapolis	01/27	W	121	107	at Detroit
11/12	W	116	115	at Cincinnati	01/28	L	109	112	at Minneapolis
11/14	W	111	109	at Detroit	01/29	W	117	91	vs. Minneapolis
11/15	L	92	96	New York	01/31	L	117	119	vs. New York
11/18	W	120	94	at St. Louis	02/01	L	137	139 *	at Boston
11/20	L	102	121	at Minneapolis	02/03	L	114	115	at New York
11/22	L	99	114	at New York	02/04	L	11	113	St. Louis
11/23	L	107	110	at Philadelphia	02/05	L	98	111	vs. New York
11/26	L	107	112	St. Louis	02/06	W	122	103	vs. Detroit
11/27	L	98	107	at St. Louis	02/08	W	113	104	New York
11/28	L	93	101	at Detroit	02/09	L	94	99	vs. St. Louis
11/29	L	105	108	Minneapolis	02/11	L	114	118 *	Detroit
12/04	L	114	116	vs. Boston	02/14	L	121	124	at Boston
12/06	W	101	92	at Boston	02/15	W	121	101	Philadelphia
12/07	W	108	104	Boston	02/19	W	113	105	Boston
12/09	W	106	90	vs. Philadelphia	02/21	L	112	113	at Philadelphia
12/10	W	97	94	at Cincinnati	02/22	W	139	108	Detroit
12/11	W	101	99 *	at Minneapolis	02/24	L	109	113	vs. Cincinnati
12/13	W	115	110	Philadelphia	02/26	W	130	111	St. Louis
12/14	W	101	95	at Detroit	02/27	L	113	128	at St. Louis
12/16	L	104	108	vs. Boston	03/01	W	140	115	New York
12/20	L	120	121 *	Cincinnati	03/03	W	127	120	at New York
12/21	L	94	108	at New York	03/04	L	114	120	at Boston
12/27	L	102	106	New York	03/05	W	142	118	Boston
12/29	L	105	107	at Boston	03/06	L	114	118	vs. Philadelphia
12/30	L	113	118	vs. Minneapolis	03/08	W	133	103	Philadelphia
01/01	L	105	106	Minneapolis	03/11	L	130	132 *	St. Louis
01/02	W	117	107	at Philadelphia					
01/04	W	118	94	Detroit					
01/06	L	108	118	at New York					
01/07	W	111	99	Philadelphia					
01/08	W	145	138 ***	at Cincinnati					
01/11	W	127	110	Cincinnati					
01/14	W	119	104	vs. Philadelphia					
01/15	W	111	105	Minneapolis					

\* denotes overtime

\*\*\* denotes double-overtime

YEAR-BY-YEAR



## 1959-60 SEASON STATISTICS

RECORD: 45-30 (.600)	HOME: 26-4	AWAY: 11-19	NEUTRAL: 8-7	3RD EASTERN DIVISION
----------------------	------------	-------------	--------------	----------------------

PLAYER	G	MIN	FG-FGA	PCT	FT-FTA	PCT	REB	AST	PF-DQ	PTS	AVG
Schayes	75	2741	578-1440	.401	533-597	.893	959	256	263-10	1689	22.5
Yardley	73	2402	546-1205	.453	381-467	.816	579	122	227-3	1473	20.2
Kerr	75	2372	436-1111	.392	233-310	.752	913	167	207-4	1105	14.7
Costello	71	2469	372-822	.453	249-289	.862	388	449	234-4	993	14.0
Greer	70	1979	388-815	.476	148-189	.783	303	188	208-4	924	13.2
Barnett	57	1235	289-701	.412	128-180	.711	155	160	98-0	706	12.4
Selvy*	62	1308	205-521	.393	153-208	.736	175	111	101-1	563	9.1
Hopkins	75	1616	257-660	.389	136-174	.782	465	55	193-4	650	8.7
Bianchi	69	1256	211-576	.366	109-155	.703	179	169	231-5	531	7.7
Dierking	71	1119	192-526	.365	108-188	.574	456	54	168-4	492	6.9
Cable*	57	715	109-290	.376	44-67	.657	225	39	93-1	262	4.6
Palazzi	7	70	13-41	.317	4-8	.500	14	3	7-0	30	4.3
Ray	4	21	1-6	.167	0-0	.000	0	2	3-0	2	0.5
Seymour	4	7	0-4	.000	0-0	.000	1	0	1-0	0	0.0
<b>NATIONALS</b>	<b>75</b>	<b>—</b>	<b>3406-8135</b>	<b>.419</b>	<b>2105-2687</b>	<b>.783</b>	<b>5404</b>	<b>1776</b>	<b>1940-39</b>	<b>8917</b>	<b>118.9</b>
<b>OPPONENTS</b>	<b>75</b>	<b>—</b>	<b>—</b>	<b>—</b>	<b>—</b>	<b>—</b>	<b>—</b>	<b>—</b>	<b>—</b>	<b>8730</b>	<b>116.4</b>

\* Selvy played with Minneapolis (43 games) and Syracuse (19 games)

\*\* Cable played with Detroit (7 games) and Syracuse (50 games)

### 1959-60 GAME-BY-GAME RESULTS

DATE	WL	NATS	OPP	TEAM	DATE	WL	NATS	OPP	TEAM
10/24	L	109	121	Boston	01/12	W	127	120	vs. Boston
10/28	L	102	117	at Detroit	01/13	L	131	132	* vs. Philadelphia
10/30	W	136	127	at Cincinnati	01/14	W	119	112	St. Louis
10/31	W	117	108	Minneapolis	01/15	L	140	141	* at St. Louis
11/04	L	113	124	at Philadelphia	01/17	W	129	117	New York
11/07	L	101	103	vs. Cincinnati	01/20	L	123	129	Philadelphia
11/08	W	118	107	Detroit	01/23	L	121	130	at Boston
11/12	W	113	104	at New York	01/24	L	110	131	Boston
11/14	W	116	108	New York	01/26	L	114	121	vs. Detroit
11/17	W	121	116	vs. Cincinnati	01/27	W	144	108	at Detroit
11/18	W	138	103	Boston	01/29	W	119	112	at Minneapolis
11/20	L	101	114	at Boston	01/31	L	110	117	at St. Louis
11/21	W	116	107	Philadelphia	02/02	W	119	102	at New York
11/22	L	103	114	vs. Philadelphia	02/04	W	137	110	Philadelphia
11/24	W	120	107	at New York	02/05	L	100	124	at Boston
11/25	W	100	93	at Minneapolis	02/06	L	126	129	at Philadelphia
11/26	L	95	112	at St. Louis	02/07	W	135	112	Cincinnati
11/28	W	111	105	at Cincinnati	02/09	W	117	111	vs. Cincinnati
12/01	L	101	106	vs. St. Louis	02/10	W	110	109	vs. Minneapolis
12/02	W	130	121	St. Louis	02/11	W	116	109	New York
12/05	W	108	95	Minneapolis	02/14	W	121	119	Minneapolis
12/09	W	93	89	vs. Minneapolis	02/16	L	116	125	at New York
12/10	L	86	96	vs. Minneapolis	02/17	L	116	123	at Philadelphia
12/11	L	121	152	at New York	02/18	W	136	122	Philadelphia
12/13	W	150	121	Philadelphia	02/20	W	126	121	vs. New York
12/16	W	116	113	New York	02/21	W	122	120	Detroit
12/19	L	112	120	at Detroit	02/23	L	133	135	at Cincinnati
12/20	L	127	132	Boston	02/24	L	110	128	at Detroit
12/25	L	121	129	vs. Philadelphia	02/25	W	110	105	St. Louis
12/26	W	117	104	St. Louis	02/27	W	114	111	New York
12/28	L	106	120	at St. Louis	03/01	W	124	121	at New York
12/30	W	131	127	at Cincinnati	03/03	W	149	108	Boston
01/01	W	109	98	at Minneapolis	03/05	W	132	115	New York
01/03	W	114	113	Boston	03/06	L	117	126	at Boston
01/04	L	120	127	at Boston	03/09	W	137	126	Philadelphia
01/05	W	145	143	* vs. Boston					
01/07	W	132	114	Cincinnati					
01/08	W	118	107	vs. Detroit					
01/09	L	112	119	at Philadelphia					
01/10	W	108	103	Detroit					

\* denotes overtime



# GENERAL INFORMATION

## 1960-61 SEASON STATISTICS

RECORD: 38-41 (.481)

HOME: 19-9

AWAY: 8-21

NEUTRAL: 11-11 3RD EASTERN DIVISION

PLAYER	G	MIN	FG-FGA	PCT	FT-FTA	PCT	REB	AST	PF-DQ	PTS	AVG
Schayes	79	3007	594-1595	.372	680-783	.868	960	296	296-9	1868	23.6
Greer	79	2763	623-1381	.451	305-394	.774	455	302	242-0	1551	19.6
Barnett	78	2070	540-1194	.452	240-337	.712	283	218	169-0	1320	16.9
Costello	75	2167	407-844	.482	270-338	.799	292	413	286-9	1084	14.5
Gambee	79	2090	397-947	.419	291-352	.827	581	101	276-6	1085	13.7
Kerr	79	2676	419-1056	.397	218-299	.729	951	199	230-4	1056	13.4
Cable	75	1642	266-574	.463	73-108	.676	469	85	246-1	605	8.1
Bianchi	52	667	118-342	.345	60-87	.690	105	93	137-5	296	5.7
Halbrook	79	1131	155-463	.335	76-140	.543	550	31	262-9	386	4.9
Roberts	68	800	130-351	.370	62-104	.596	243	43	125-0	322	4.7
Ramsey, Cal	2	27	2-11	.182	2-4	.500	7	3	7-0	6	3.0
Beck, Ernie *	10	82	10-29	.345	6-7	.857	23	15	10-0	26	2.6
<b>NATIONALS</b>	<b>79</b>	<b>—</b>	<b>3654-8746</b>	<b>.418</b>	<b>2278-2948</b>	<b>.773</b>	<b>5726</b>	<b>1824</b>	<b>2279-43</b>	<b>9586</b>	<b>121.3</b>
<b>OPPONENTS</b>	<b>79</b>	<b>—</b>	<b>—</b>	<b>—</b>	<b>—</b>	<b>—</b>	<b>—</b>	<b>—</b>	<b>—</b>	<b>9416</b>	<b>119.2</b>

\* Beck played with St. Louis (7 games) and Syracuse (3 games)

### 1960-61 GAME-BY-GAME RESULTS

DATE	WL	NATS	OPP	TEAM	DATE	WL	NATS	OPP	TEAM
10/22	L	123	133	Philadelphia	01/21	W	127	124	Boston
10/25	L	100	123	at St. Louis	01/22	W	112	109	vs. Los Angeles
10/27	L	140	143 *	at Cincinnati	01/24	L	107	116	at Los Angeles
10/29	W	125	118	Los Angeles	01/25	L	112	117	at Los Angeles
11/05	L	110	112	at Los Angeles	01/27	W	138	126	at Cincinnati
11/06	L	113	119	vs. Los Angeles	01/29	L	108	125	at St. Louis
11/11	L	108	112	at New York	01/31	W	122	106	at New York
11/12	W	128	117	New York	02/01	L	113	122	Philadelphia
11/16	W	124	87	Cincinnati	02/03	L	118	121	at Detroit
11/17	W	106	105	at Philadelphia	02/04	L	104	111	vs. Detroit
11/19	L	94	114	Boston	02/05	W	129	115	Cincinnati
11/23	L	115	122	at Detroit	02/08	W	130	108	Boston
11/24	L	97	132	at St. Louis	02/09	W	136	126	at Philadelphia
11/26	L	110	129	at Boston	02/11	W	141	111	vs. Detroit
11/29	W	129	105	vs. Cincinnati	02/12	W	148	122	Detroit
11/30	W	135	126	vs. St. Louis	02/15	L	127	129 *	at New York
12/01	W	137	126	at Cincinnati	02/16	W	132	120	New York
12/03	W	130	113	New York	02/17	W	115	113	vs. Detroit
12/06	L	107	113	vs. Philadelphia	02/18	W	129	110	vs. Philadelphia
12/07	W	142	134	at Boston	02/19	L	106	116	Boston
12/09	L	118	131	vs. St. Louis	02/20	W	126	121	vs. Los Angeles
12/10	W	117	107	at Detroit	02/21	W	123	118	vs. Detroit
12/11	W	132	121	Philadelphia	02/23	W	144	116	St. Louis
12/13	W	107	105	vs. Cincinnati	02/24	L	128	144	at Boston
12/15	L	105	115	vs. Boston	02/26	W	126	110	New York
12/18	L	103	104	at St. Louis	03/01	W	149	128	Philadelphia
12/20	L	112	122	at New York	03/02	L	110	114	vs. Los Angeles
12/25	W	162	100	New York	03/03	L	116	123	vs. Philadelphia
12/26	L	112	133	at St. Louis	03/04	L	115	116	at Philadelphia
12/27	L	124	129	at Cincinnati	03/05	L	114	125	Los Angeles
12/28	W	115	113	Los Angeles	03/07	L	113	114	at New York
12/30	L	112	121	vs. Detroit	03/08	L	127	136	at Boston
01/01	L	96	113	Boston	03/09	W	129	119	St. Louis
01/02	L	125	126	vs. Cincinnati	03/11	L	116	126	at Boston
01/03	W	129	104	New York	03/12	L	134	136 *	Boston
01/04	L	126	134	Cincinnati					
01/05	L	127	139	at Philadelphia					
01/07	L	117	120	vs. New York					
01/08	W	128	115	Detroit					
01/11	W	133	128	St. Louis					
01/12	L	118	124 *	vs. Boston					
01/13	W	106	105	vs. New York					
01/15	W	116	113	Philadelphia					
01/18	W	129	118	vs. Philadelphia					

\* denotes overtime

YEAR-BY-YEAR



## 1961-62 SEASON STATISTICS

RECORD: 41-39 (.513)

HOME: 18-10

AWAY: 11-19

NEUTRAL: 12-10 3RD EASTERN DIVISION

PLAYER	G	MIN	FG-FGA	PCT	FT-FTA	PCT	REB	AST	PF-DQ	PTS	AVG
Greer	71	2705	644-1442	.447	331-404	.819	524	313	252-2	1619	22.8
Shaffer	75	2083	514-1180	.436	239-310	.771	511	99	266-6	1267	16.9
Gambee	80	2301	477-1126	.424	384-470	.817	631	114	275-10	1338	16.7
Kerr	80	2768	541-1220	.443	222-302	.735	1176	243	272-7	1304	16.3
Schayes	56	1480	268-751	.357	286-319	.897	439	120	167-4	822	14.7
Costello	63	1854	310-726	.427	247-295	.837	245	359	220-5	867	13.8
Bianchi	80	1925	336-847	.397	154-221	.697	281	263	232-5	826	10.3
Roberts	80	1642	243-619	.393	129-194	.665	538	50	230-4	615	7.7
Halbrook	64	908	152-422	.360	96-151	.636	399	33	179-7	400	6.3
Neumann	77	1265	172-401	.429	133-172	.773	194	176	203-3	477	6.2
Graboski*	38	468	77-221	.348	39-65	.600	154	28	62-0	193	5.1
Osborne	4	21	1-8	.125	3-4	.750	9	1	3-0	5	1.3
<b>NATIONALS</b>	<b>80</b>	<b>—</b>	<b>3706-8885</b>	<b>.417</b>	<b>2246-2890</b>	<b>.777</b>	<b>5759</b>	<b>1791</b>	<b>2344-53</b>	<b>9568</b>	<b>119.6</b>
<b>OPPONENTS</b>	<b>80</b>	<b>—</b>	<b>—</b>	<b>—</b>	<b>—</b>	<b>—</b>	<b>—</b>	<b>—</b>	<b>—</b>	<b>9473</b>	<b>118.4</b>

\* Graboski played with St. Louis (3 games), Chicago (12 games) and Syracuse (23 games)

### 1961-62 GAME-BY-GAME RESULTS

DATE	WL	NATS	OPP	TEAM	DATE	WL	NATS	OPP	TEAM
10/21	W	123	103	Chicago	01/10	W	134	122	St. Louis
10/26	L	107	110	vs. St. Louis	01/13	W	127	117	vs. Boston
10/27	W	126	122	at Philadelphia	01/14	W	141	118	New York
10/28	L	113	119	Philadelphia	01/18	W	118	111	vs. Chicago
10/29	L	132	139	at Cincinnati	01/19	L	103	128	at Boston
10/31	W	107	99	at St. Louis	01/20	L	101	107	Boston
11/03	L	94	106	St. Louis	01/21	L	132	139*	vs. Philadelphia
11/04	L	107	127	at Boston	01/23	L	107	115	at St. Louis
11/09	L	108	151	at Philadelphia	01/24	L	102	111	at Detroit
11/11	W	135	109	New York	01/25	L	100	101	vs. Detroit
11/14	L	115	119	vs. Cincinnati	01/27	W	107	102	at Chicago
11/15	W	114	102	vs. New York	01/28	L	131	139	at Cincinnati
11/18	W	148	130	Philadelphia	01/31	W	138	109	New York
11/22	L	109	110	vs. New York	02/02	W	135	101	vs. St. Louis
11/23	W	117	99	vs. Cincinnati	02/03	W	134	112	Philadelphia
11/24	L	125	127	Cincinnati	02/04	L	117	128	at Philadelphia
11/25	L	108	141	at St. Louis	02/06	W	127	123	vs. Chicago
11/28	W	121	111	vs. Los Angeles	02/08	W	122	110	Boston
11/29	W	136	122	at Cincinnati	02/09	L	111	120	at New York
12/01	L	100	118	at New York	02/11	W	132	116	Detroit
12/02	W	132	118	Chicago	02/15	L	121	126	at Chicago
12/04	L	120	131	at Los Angeles	02/16	W	132	106	vs. Chicago
12/05	L	120	125	vs. Los Angeles	02/17	W	136	127	vs. Chicago
12/06	L	121	123*	at Los Angeles	02/18	W	141	126	New York
12/08	L	111	123	at Boston	02/21	W	150	109	Philadelphia
12/09	L	102	106	Boston	02/22	L	106	134	vs. Boston
12/12	W	126	124	at New York	02/23	L	107	121	at Boston
12/13	L	126	136	Cincinnati	02/24	W	120	117	vs. New York
12/14	L	125	136	at Philadelphia	02/25	L	106	110	Boston
12/16	W	128	123	vs. Los Angeles	02/27	W	130	120	at New York
12/19	W	124	111	vs. Detroit	03/01	W	137	108	Cincinnati
12/25	L	122	127	Boston	03/03	W	128	114	at Detroit
12/26	L	111	118	vs. Philadelphia	03/04	L	115	124	Los Angeles
12/27	L	111	119	vs. Los Angeles	03/07	W	129	126	St. Louis
12/28	L	114	121	Los Angeles	03/10	W	128	111	Detroit
12/30	W	109	108	Detroit	03/11	W	149	130	Philadelphia
01/01	W	110	106	at Cincinnati	03/13	L	110	142	at Boston
01/02	W	127	102	at Chicago	03/14	L	102	105	at Detroit
01/05	L	135	138*	vs. Detroit					
01/06	W	120	102	Chicago					
01/07	W	123	116	at New York					
01/09	W	129	120	at Philadelphia					

\* denotes overtime

# GENERAL INFORMATION

## 1962-63 SEASON STATISTICS

RECORD: 45-30 (.600) HOME: 26-4 AWAY: 11-19 NEUTRAL: 12-8 2ND EASTERN DIVISION

PLAYER	G	MIN	FG-FGA	PCT	FT-FTA	PCT	REB	AST	PF-DQ	PTS	AVG
Greer, Hal	80	2631	600-1293	.464	362-434	.834	457	275	286-4	1562	19.5
Shaffer, Lee	80	2392	597-1393	.429	294-375	.784	524	97	249-5	1488	18.6
Kerr, Red	80	2561	507-1069	.474	241-320	.753	1039	214	208-3	1255	15.7
Walker, Chet	78	1992	352-751	.469	253-362	.699	561	83	220-3	957	12.3
Gambee, Dave	60	1234	235-537	.438	199-238	.836	289	48	190-2	669	11.2
Costello, Larry	78	2066	285-660	.432	288-327	.881	237	334	263-4	858	11.0
Schayes, Dolph	66	1438	223-575	.388	181-206	.879	375	175	177-2	627	9.5
Chappell, Len	80	1241	281-604	.465	148-238	.622	461	56	171-1	710	8.9
Bianchi, Al	61	1159	202-476	.424	120-164	.732	134	170	165-2	524	8.6
Neumann, Paul	80	1581	237-503	.471	181-222	.815	200	227	221-5	655	8.2
Roberts, Joe	33	466	73-196	.372	35-51	.686	155	16	66-1	181	5.5
Warley, Ben	26	206	50-111	.450	25-35	.714	86	4	42-1	125	4.8
Meriwether, Porter	31	268	48-122	.393	23-33	.697	29	43	19-0	119	3.8
<b>NATIONALS</b>	<b>80</b>	<b>—</b>	<b>3690-8300</b>	<b>.445</b>	<b>2350-3005</b>	<b>.782</b>	<b>5511</b>	<b>1842</b>	<b>2179-33</b>	<b>9730</b>	<b>121.6</b>
<b>OPPONENTS</b>	<b>80</b>	<b>—</b>	<b>—</b>	<b>—</b>	<b>—</b>	<b>—</b>	<b>—</b>	<b>—</b>	<b>—</b>	<b>9247</b>	

115.6

### 1962-63 GAME-BY-GAME RESULTS

DATE	WL	NATS	OPP	TEAM	DATE	WL	NATS	OPP	TEAM
10/20	W	108	102	Los Angeles	01/12	L	115	146	vs. Detroit
10/23	W	123	119	at New York	01/13	W	148	114	Detroit
10/26	W	130	112	Chicago	01/19	W	149	148	Boston *
10/27	L	98	118	at Boston	01/22	L	93	113	vs. St. Louis
10/31	W	126	108	vs. St. Louis	01/23	L	94	104	at Chicago
11/03	W	130	111	Cincinnati	01/25	L	114	122	vs. Los Angeles
11/09	W	101	93	St. Louis	01/26	W	116	110	at San Francisco
11/14	L	120	125	at Cincinnati	01/27	W	119	110	at San Francisco
11/15	W	120	98	vs. Los Angeles	01/29	L	105	123	at St. Louis
11/16	W	113	105	Boston	01/31	W	112	100	St. Louis
11/17	L	107	113	at St. Louis	02/01	W	125	111	at Boston
11/18	W	110	107	vs. Chicago	02/02	W	117	113	vs. Cincinnati
11/21	W	122	120	at Detroit	02/03	L	115	125	Cincinnati
11/22	W	130	120	vs. Boston	02/05	W	120	100	at New York
11/23	L	110	116	at New York	02/06	W	126	109	Boston
11/24	W	137	126	New York	02/08	W	162	135	at Detroit
11/27	L	105	120	at St. Louis	02/09	W	122	116	vs. New York
11/29	W	112	85	at Chicago	02/10	W	139	115	San Francisco
11/30	L	117	130	at Cincinnati	02/12	L	100	128	at St. Louis
12/01	L	110	129	at Boston	02/13	L	122	124	vs. Cincinnati
12/04	L	129	130	vs. Detroit	02/14	W	136	117	Chicago
12/07	W	149	129	vs. Chicago	02/15	L	114	123	vs. Boston
12/08	W	102	97	Boston	02/17	W	143	124	Detroit
12/09	W	117	114	vs. Los Angeles	02/19	W	118	110	vs. Chicago
12/11	L	124	136	at San Francisco	02/20	W	128	109	Cincinnati
12/12	L	120	126	at Los Angeles	02/21	L	91	108	at Chicago
12/16	W	144	137	at San Francisco	02/22	L	117	126	at Detroit
12/17	L	114	121	at Los Angeles	02/24	W	143	126	New York
12/19	L	120	129	at Cincinnati	02/27	W	122	111	Los Angeles
12/22	L	118	123	San Francisco	02/28	W	132	124	vs. New York
12/25	W	123	111	at New York	03/02	W	152	128	Detroit
12/27	W	128	92	New York	03/03	W	127	123	at Detroit
12/28	L	117	124	vs. San Francisco	03/05	W	131	121	at New York
12/29	L	123	132	Los Angeles	03/07	W	129	118	New York
01/02	W	120	95	St. Louis	03/10	W	163	148	San Francisco
01/03	L	115	123	vs. New York	03/12	W	130	106	at Chicago
01/05	W	136	117	vs. Cincinnati	03/13	L	114	128	at Cincinnati
01/06	W	114	102	Chicago	03/16	L	121	125	Boston
01/08	W	119	116	vs. Cincinnati	03/17	L	116	125	at Boston
01/09	L	112	116	Cincinnati					
01/11	L	117	134	at Boston					

\* denotes overtime

YEAR-BY-YEAR



## 1963-64 SEASON STATISTICS

	RECORD 34-46 (.425)	HOME: 18-12	AWAY 12-22	NEUTRAL: 4-12	3RD EASTERN DIVISION						
<b>PLAYER</b>	<b>G</b>	<b>MIN</b>	<b>FG-FGA</b>	<b>PCT</b>	<b>FT-FTA</b>	<b>PCT</b>	<b>REB</b>	<b>AST</b>	<b>PF-DQ</b>	<b>PTS</b>	<b>AVG</b>
Greer	80	3157	715-1611	.444	435-525	.829	484	374	291-6	1865	23.3
Walker	76	2775	492-1118	.440	330-464	.711	784	124	232-3	1314	17.3
Kerr	80	2938	536-1250	.429	268-357	.751	1017	275	187-2	1340	16.8
Shaffer	41	1013	217-587	.370	102-133	.767	205	36	116-1	536	13.1
Costello	45	1137	191-408	.468	147-170	.865	105	167	150-3	529	11.8
Neumann	74	1973	324-732	.443	210-266	.789	246	291	211-1	858	11.6
Gambee	41	927	149-378	.394	151-185	.816	256	35	161-6	449	11.0
Warley	79	1740	215-494	.435	220-305	.721	619	71	274-5	650	8.2
Bianchi	78	1437	257-684	.376	109-141	.773	147	149	248-6	623	8.0
Dierking	76	1286	191-514	.372	114-169	.675	422	50	221-3	496	6.5
Schayes	24	350	44-143	.308	46-57	.807	110	48	76-3	134	5.6
Greenspan	20	280	32-90	.356	34-50	.680	72	11	54-0	98	4.9
White	23	196	31-105	.295	17-28	.607	42	12	28-0	79	3.4
Chappell	1	16	0-2	.000	1-1	1.000	4	0	2-0	1	1.0
<b>76ERS</b>	<b>80</b>	<b>19225</b>	<b>3394-8116</b>	<b>.418</b>	<b>2184-2851</b>	<b>.766</b>	<b>4513</b>	<b>1643</b>	<b>2251-39</b>	<b>8972</b>	<b>112.2</b>
<b>OPPONENTS</b>	<b>80</b>	<b>19217</b>	<b>3590-8138</b>	<b>.441</b>	<b>2143-2969</b>	<b>.722</b>	<b>5328</b>	<b>1844</b>	<b>2237-36</b>	<b>9323</b>	<b>116.5</b>

### 1963-64 GAME-BY-GAME RESULTS

DATE	WL	76ERS	OPP	TEAM	DATE	WL	76ERS	OPP	TEAM
10/16	W	117	115	at Detroit	01/17	L	91	112	San Francisco
10/19	L	121	124	Detroit	01/18	L	111	115	L.A. at Syracuse
10/25	L	112	136	New York	01/21	L	121	124	Baltimore at NY
10/26	L	101	109	at New York	01/22	L	116	124	at Baltimore
10/30	W	111	108	at Baltimore	01/24	W	134	111	Cincinnati
11/01	L	102	119	Boston	01/25	W	131	129	at New York
11/02	L	99	128	at St. Louis	01/26	L	120	131	Baltimore
11/03	L	93	95	Cincinnati at Dayton	01/28	L	117	139	San Francisco
11/06	L	101	119	at Detroit	01/29	W	102	97	L.A. at Boston
11/08	W	108	106	St. Louis	01/31	L	97	114	at Boston
11/09	L	100	116	at Baltimore	02/01	L	111	119	Boston
11/12	W	106	102	* San Francisco	02/06	W	128	117	New York
11/15	W	99	97	Los Angeles	02/07	L	114	126	at Cincinnati
11/20	W	118	101	New York	02/08	W	109	101	Los Angeles
11/26	W	115	113	Baltimore	02/09	L	109	120	at Boston
11/28	L	110	125	Cincinnati	02/12	L	115	121	at Baltimore
11/29	L	78	112	Boston at Prov.	02/14	W	130	123	Detroit
11/30	W	132	125	at New York	02/15	L	110	118	at St. Louis
12/01	W	132	121	Detroit at Cleveland	02/16	L	97	114	at Cincinnati
12/05	L	103	106	St. Louis	02/18	L	93	103	Boston at Pitt.
12/07	L	120	129	at St. Louis	02/19	W	130	122	Baltimore
12/08	W	126	116	at Cincinnati	02/21	W	144	119	Boston
12/10	L	103	113	St. Louis at N.Y.	02/23	W	114	105	at New York
12/11	W	113	103	New York	02/25	L	107	115	St. Louis at NY
12/13	L	84	111	Boston	02/26	W	130	122	at Detroit
12/14	W	123	119	at New York	02/28	L	132	134	Cincinnati at Scranton
12/18	L	96	116	at Los Angeles	02/29	L	114	117	Cincinnati
12/20	W	114	112	at San Francisco	03/01	L	93	108	at Boston
12/21	L	113	126	at Los Angeles	03/03	L	94	108	Boston at Syracuse
12/22	L	104	118	at San Francisco	03/07	W	130	115	New York
12/26	W	118	112	San Francisco	03/08	L	108	140	at New York
12/27	W	119	107	Detroit at Hershey	03/11	W	124	111	at St. Louis
12/28	W	114	100	Los Angeles	03/12	L	111	128	at Cincinnati
01/03	W	132	110	Cincinnati	03/13	L	122	133	Detroit at Scranton
01/04	W	123	113	at Baltimore	03/14	W	128	122	Baltimore at Yardley
01/05	L	118	142	New York	03/15	L	95	120	at Los Angeles
01/07	L	110	130	Cincinnati at Colum.	03/16	W	111	110	at San Francisco
01/08	L	110	126	Cincinnati at Syra.	03/17	L	97	121	at Los Angeles
01/09	W	122	115	St. Louis	03/18	L	85	89	at San Francisco
01/11	W	115	108	Boston					
01/12	L	112	123	at Boston					

\* denotes overtime

# GENERAL INFORMATION

## 1964-65 SEASON STATISTICS

RECORD 40-40 (.500)

HOME: 13-12

AWAY 9-21

NEUTRAL: 18-7

3RD EASTERN DIVISION

PLAYER	G	MIN	FG-FGA	PCT	FT-FTA	PCT	REB	AST	PF-DQ	PTS	AVG
Chamberlain	35	1558	427-808	.528	200-380	.526	780	133	70-0	1054	30.1
Greer	70	2600	539-1245	.433	335-413	.811	355	313	254-7	1413	20.2
Jackson	76	2590	419-1013	.414	288-404	.713	980	93	251-4	1126	14.8
Neumann	40	1100	213-434	.491	148-184	.804	102	139	119-1	574	14.4
Costello	64	1967	309-695	.445	243-277	.877	169	275	242-10	861	13.5
Walker	79	2187	377-936	.403	288-388	.742	528	132	200-2	1042	13.2
Gambee	80	1993	356-864	.412	299-368	.813	468	113	277-7	1011	12.6
Kerr	80	1810	264-714	.370	126-181	.696	551	197	132-1	654	8.2
Dierking	38	729	121-311	.389	54-83	.651	239	42	101-3	296	7.8
Bianchi	60	1116	175-486	.360	54-76	.711	95	140	178-10	404	6.7
Jones	23	359	47-153	.307	37-52	.712	57	40	46-2	131	5.7
Warley	64	900	94-253	.372	124-176	.705	277	53	170-6	312	4.9
Greenspan	5	49	8-13	.615	8-8	1.000	11	0	12-0	24	4.8
Courtin	24	317	42-103	.408	17-21	.810	22	22	44-0	101	4.2
<b>76ERS</b>	<b>80</b>	<b>19275</b>	<b>3391-8028</b>	<b>.422</b>	<b>2221-3011</b>	<b>.738</b>	<b>4634</b>	<b>1692</b>	<b>2096-53</b>	<b>9003</b>	<b>112.5</b>
<b>OPPONENTS</b>	<b>80</b>	<b>19275</b>	<b>3487-8045</b>	<b>.433</b>	<b>2041-2818</b>	<b>.724</b>	<b>4859</b>	<b>1727</b>	<b>2155-39</b>	<b>9015</b>	<b>112.7</b>

### 1964-65 GAME-BY-GAME RESULTS

DATE	W/L	76ERS	OPP	TEAM	DATE	W/L	76ERS	OPP	TEAM
10/16	W	125	113	Detroit	01/14	L	126	138	Baltimore
10/22	L	135	138 *	Baltimore	01/15	L	95	104	at Boston
10/24	L	86	126	at St. Louis	01/18	W	109	95	Detroit at Cleveland
10/25	L	107	109	at Cincinnati	01/19	L	97	103	Detroit at Toledo
10/27	W	100	81	St. Louis at N. Y.	01/21	W	111	102	San Francisco
10/30	L	90	94	at New York	01/22	W	109	103 *	Detroit at Boston
10/31	W	116	105	New York	01/23	W	104	100	Boston at Syracuse
11/07	W	105	103	Cincinnati	01/26	L	105	107	Detroit at New York
11/10	L	99	110	San Francisco	01/27	L	98	115	at Boston
11/11	W	123	114	at Baltimore	01/29	W	118	105	Boston
11/12	W	110	109	Boston at New York	01/31	W	127	122	Cincinnati
11/14	L	102	113	Boston	02/02	W	119	105	St. Louis at N.Y.
11/17	L	107	114	at St. Louis	02/03	W	116	95	New York at Boston
11/18	L	111	124	at Detroit	02/04	W	123	119	St. Louis
11/20	L	115	118	St. Louis	02/06	W	127	122	Cinc. at Syracuse
11/21	W	108	96	Boston at Prov.	02/08	L	98	117	at Los Angeles
11/25	W	124	93	New York at Boston	02/09	W	132	114	San Francisco at SJ
11/26	W	128	117	San Francisco	02/10	W	110	99	at Los Angeles
11/27	L	112	133	at Cincinnati	02/11	L	100	106	at San Francisco
11/28	W	101	93	at Detroit	02/13	L	106	108	at Cincinnati
11/29	W	97	94	at St. Louis	02/18	L	110	117	Los Angeles
12/01	L	117	118	Los Angeles	02/20	W	111	92	New York at Detroit
12/04	W	119	106	Detroit	02/21	W	107	106	at Baltimore
12/05	W	125	108	Baltimore at Detroit	02/22	W	122	112	Baltimore at Wash.
12/06	L	104	109	L.A. at Minn.	02/23	L	104	132	at New York
12/08	W	102	97	Baltimore at NY	02/24	L	104	106	at Detroit
12/11	L	109	118	Boston	02/28	L	118	122	L.A. at Syracuse
12/12	L	106	133	at New York	03/02	L	117	126	Los Angeles at NY
12/13	W	121	115	New York at Syra.	03/03	L	110	124	at St. Louis
12/14	W	119	112	San Francisco at Pitt.	03/05	W	110	109	at Cincinnati
12/16	L	120	140	at Baltimore	03/06	W	103	98	Boston
12/18	L	111	117	at San Francisco	03/07	L	111	133	at Boston
12/19	W	140	113	at Los Angeles	03/09	L	122	124 *	at New York
12/20	W	113	111	at San Francisco	03/10	L	123	134	New York
12/23	L	117	135	at Los Angeles	03/13	W	131	116	Detroit
12/26	L	125	135	Cincinnati	03/14	L	126	143	at Baltimore
12/30	W	117	115	Los Angeles	03/16	L	107	115	San Francisco
01/06	W	121	102	S.F. at Syracuse	03/20	L	122	125	Cincinnati
01/08	L	107	114	Cincinnati at Dayton	03/21	W	127	105	Baltimore
01/09	W	104	102	at St. Louis					
01/11	L	90	100	St. Louis at Tulsa					

\* denotes overtime

YEAR-BY-YEAR



## 1965-66 SEASON STATISTICS

RECORD: 55-25 (.688)

HOME: 22-3

AWAY: 20-17

NEUTRAL: 13-5

1ST EASTERN DIVISION

PLAYER	G	MIN	FG-FGA	PCT	FT-FTA	PCT	REB	AST	PF-DQ	PTS	AVG
Chamberlain	79	3737	1074-1990	.540	501-976	.513	1943	414	171-0	2649	33.5
Greer	80	3326	703-1580	.445	413-514	.804	473	384	315-6	1819	22.7
Walker	80	2603	443-982	.451	335-468	.716	636	201	238-3	1221	15.3
Cunningham	80	2134	431-1011	.426	281-443	.634	599	207	301-12	1143	14.3
Jones	80	2196	296-799	.370	128-172	.744	169	273	250-6	720	9.0
Jackson	79	1966	246-614	.401	158-214	.738	676	132	216-2	650	8.2
Gambee	72	1068	168-437	.384	159-187	.850	273	71	189-3	495	6.9
Bianchi	78	1312	214-560	.382	66-98	.673	134	134	232-4	494	6.3
Heyman	6	20	3-9	.333	4-5	.800	4	4	4-0	10	1.7
Ward	66	838	67-189	.354	39-60	.650	89	80	163-3	173	2.6
Warley	1	6	1-3	.333	0-0	---	2	0	1-0	2	2.0
Branson	5	14	1-6	.167	3-4	.750	9	1	4-0	5	1.0
Weiss	7	30	3-9	.333	0-0	---	7	4	10-0	6	0.9
<b>76ERS</b>	<b>80</b>	<b>19250</b>	<b>3650-8189</b>	<b>.446</b>	<b>2087-3141</b>	<b>.664</b>	<b>5014</b>	<b>1905</b>	<b>2094-39</b>	<b>9387</b>	<b>117.3</b>
<b>OPPONENTS</b>	<b>80</b>	<b>19250</b>	<b>3449-8162</b>	<b>.423</b>	<b>2115-2872</b>	<b>.736</b>	<b>4786</b>	<b>1786</b>	<b>2101-42</b>	<b>9013</b>	<b>112.7</b>

### 1965-66 GAME-BY-GAME RESULTS

DATE	WL	76ERS	OPP	TEAM	DATE	WL	76ERS	OPP	TEAM
10/16	W	133	101	at Baltimore	01/16	L	122	137	at Boston
10/23	W	120	103	Detroit	01/18	W	128	117	Baltimore
10/30	W	134	114	Cincinnati	01/19	W	110	93	Detroit at Boston
11/03	L	100	110	at Detroit	01/21	W	109	98	New York
11/04	L	119	121	San Francisco at NY	01/23	W	104	98	at St. Louis
11/05	W	133	115	San Francisco	01/24	W	110	107	St. Louis at Memphis
11/06	L	91	101	at Boston	01/25	W	110	106	Los Angeles at N.Y.
11/09	W	118	110	Los Angeles	01/28	W	125	103	Cincinnati
11/11	W	109	101	S.F. at Boston	01/30	W	117	98	Detroit
11/12	W	123	114	Boston	02/02	L	89	96	St. Louis at Greens.
11/13	W	127	119	at New York	02/05	L	113	120	at New York
11/16	W	107	98	St. Louis at NY	02/06	L	99	100	at Boston
11/17	L	115	131	at Cincinnati	02/07	W	132	125	Los Angeles
11/19	L	124	134	Baltimore	02/08	L	123	136	at New York
11/20	L	112	117	at Baltimore	02/09	W	108	91	at Detroit
11/21	W	110	104	at Los Angeles	02/11	W	113	94	Cincinnati
11/24	L	124	127	at Los Angeles	02/12	L	83	85	Boston at Syracuse
11/26	W	132	120	at San Francisco	02/14	W	149	123	Detroit at Charlotte
11/27	W	124	117	at San Francisco	02/15	W	121	109	St. Louis at Pitt.
11/30	L	108	129	Baltimore at NY	02/17	W	136	121	at Los Angeles
12/03	W	119	103	at Boston	02/19	W	123	119	at San Francisco
12/06	W	116	107	L.A at Charlotte	02/21	L	107	113	Cincinnati at Dayton
12/08	L	127	129	at Baltimore	02/22	W	117	112	Detroit at New York
12/10	L	114	116	Detroit	02/23	L	115	119	at Baltimore
12/11	W	135	132	* Cincinnati at Syra.	02/25	W	130	124	New York
12/14	L	109	112	at Cincinnati	02/26	W	114	98	Baltimore at NY
12/15	W	122	108	at Los Angeles	03/01	L	100	102	at Cincinnati
12/17	W	127	117	at Los Angeles	03/03	W	135	125	San Francisco
12/18	W	120	116	* at San Francisco	03/04	W	107	103	at Cincinnati
12/20	L	118	124	at San Francisco	03/05	W	102	85	Boston
12/26	W	121	107	San Francisco	03/06	W	113	110	at Boston
12/28	W	102	93	Boston	03/08	W	112	106	St. Louis at N.Y.
12/29	W	113	112	at Detroit	03/09	W	123	115	St. Louis
12/30	L	113	130	at St. Louis	03/12	W	134	126	New York
01/02	W	133	122	New York	03/13	W	115	113	at New York
01/04	W	129	127	at New York	03/17	W	115	106	New York
01/06	W	133	127	Baltimore at Syra.	03/19	W	127	121	Cincinnati
01/07	L	120	126	Los Angeles	03/20	W	108	104	at Baltimore
01/08	L	105	115	at St. Louis					
01/09	W	127	117	at St. Louis					
01/12	L	111	129	at Detroit					
01/14	W	112	100	Boston					

\* denotes overtime

# GENERAL INFORMATION

## 1966-67 SEASON STATISTICS

RECORD: 68-13 (.840)

HOME: 28-2

AWAY: 27-9

NEUTRAL: 14-3

1ST EASTERN DIVISION

PLAYER	G	MIN	FG-FGA	PCT	FT-FTA	PCT	REB	AST	PF-DQ	PTS	AVG
Chamberlain	81	3682	785-1150	.683	386-875	.441	1957	630	143-0	1956	24.1
Greer	80	3086	699-1524	.459	367-466	.788	422	303	302-5	1765	22.1
Walker	81	2691	561-1150	.488	445-581	.766	660	188	232-4	1567	19.3
Cunningham	81	2168	556-1211	.459	383-558	.686	589	205	260-2	1495	18.5
Jones	81	2249	423-982	.431	223-266	.838	265	303	246-6	1069	13.2
Jackson	81	2377	386-882	.438	198-261	.759	724	114	276-6	970	12.0
Costello	49	976	130-293	.444	120-133	.902	103	140	141-2	380	7.8
Gambee	63	757	150-345	.435	107-125	.856	197	42	143-5	407	6.5
Melchionni	73	692	138-353	.391	39-60	.650	98	98	73-0	315	4.3
Guokas	69	808	79-203	.389	49-81	.605	83	105	82-0	207	3.0
Weiss	6	29	5-10	.500	2-5	.400	3	10	8-0	12	2.0
<b>76ERS</b>	<b>81</b>	<b>19515</b>	<b>3912-8103</b>	<b>.483</b>	<b>2319-3411</b>	<b>.680</b>	<b>5101</b>	<b>2138</b>	<b>1906-30</b>	<b>10143</b>	<b>125.2</b>
<b>OPPONENTS</b>	<b>81</b>	<b>19515</b>	<b>3785-8929</b>	<b>.424</b>	<b>1808-2439</b>	<b>.741</b>	<b>4748</b>	<b>1878</b>	<b>2266-46</b>	<b>9378</b>	<b>115.8</b>

### 1966-67 GAME-BY-GAME RESULTS

DATE	WL	76ERS	OPP	TEAM	DATE	WL	76ERS	OPP	TEAM
10/15	W	128	112	New York	01/15	W	110	95	at Boston
10/21	W	119	110	St. Louis	01/17	W	119	111	New York
10/22	W	141	112	at Baltimore	01/18	W	113	105	at Los Angeles
10/25	W	130	110	Baltimore	01/19	W	127	102	Chicago at Pitt.
10/29	W	138	96	Boston	01/20	W	119	108	Los Angeles
11/03	W	120	108	St. Louis at Pitt.	01/23	W	112	105	St. Louis at Memphis
11/04	W	134	129	San Francisco	01/24	L	106	118	Boston
11/05	L	87	105	at Boston	01/27	W	110	107	Cincinnati
11/08	W	118	100	Detroit at New York	01/29	L	108	114	at St. Louis
11/11	W	126	113	Chicago	02/01	L	133	143	at Los Angeles
11/12	W	112	98	at Cincinnati	02/02	L	120	137	S.F. at Oakland
11/13	W	132	126	at Chicago	02/04	W	140	127	S.F. at Oakland
11/15	W	113	109	at New York	02/05	W	130	123	at Los Angeles
11/16	W	117	108	New York	02/07	W	126	123	S.F. at Pitt.
11/18	W	145	120	Chicago at Boston	02/08	W	118	106	at Cincinnati
11/19	W	134	110	Cincinnati	02/10	W	148	131	Los Angeles
11/23	L	106	111	at Cincinnati	02/11	L	133	139	at Baltimore
11/24	W	140	123	San Francisco	02/12	L	112	113	at Boston
11/25	W	129	115	at Baltimore	02/13	W	131	123	Cincinnati
11/26	W	131	123	Detroit	02/15	W	127	121	at Detroit
11/29	W	137	116	St. Louis	02/17	W	127	118	Cincinnati at Cle.
11/30	W	128	119	at Detroit	02/19	W	123	122	at St. Louis
12/02	W	138	130	Los Angeles	02/24	W	149	118	Baltimore at Pitt.
12/03	W	137	120	at Baltimore	02/28	W	127	107	Cincinnati at Syra.
12/06	W	129	119	Chicago	03/01	L	122	129	Chicago at Evans.
12/07	W	117	103	at Chicago	03/02	W	136	128	San Francisco
12/09	W	112	107	New York	03/03	W	129	103	Detroit at Boston
12/10	W	133	123	at St. Louis	03/05	W	131	106	Detroit
12/11	L	103	117	at Boston	03/06	W	119	117	Los Angeles at Pitt.
12/13	W	127	112	at New York	03/08	W	115	113 *	at Boston
12/16	W	124	113	St. Louis	03/11	L	114	116	Boston
12/17	W	120	105	Detroit at Syracuse	03/12	W	131	120	at New York
12/21	W	129	123	at Los Angeles	03/14	W	139	110	at San Francisco
12/22	W	116	114	at San Francisco	03/15	W	138	123	at Los Angeles
12/23	W	118	107	at Los Angeles	03/16	L	131	145	at San Francisco
12/26	W	134	118	Cincinnati	03/18	W	135	119	Baltimore
12/28	W	113	108	Boston	03/19	W	132	129	at Baltimore
12/30	W	137	113	Detroit at Ft. Wayne					
01/03	W	148	142 *	at New York					
01/04	W	136	115	Chicago					
01/05	L	104	112	New York at Pitt.					
01/06	W	121	115 *	Baltimore					
01/08	W	117	108	at Chicago					
01/13	W	125	107	St. Louis					

\* denotes overtime

YEAR-BY-YEAR



## 1967-68 SEASON STATISTICS

RECORD: 62-20 (.756)

HOME: 27-8

AWAY: 25-12

NEUTRAL: 10-0

1ST EASTERN DIVISION

PLAYER	G	MIN	FG-FGA	PCT	FT-FTA	PCT	REB	AST	PF-DQ	PTS	AVG
Chamberlain	82	3836	819-1377	.595	354-932	.380	1952	702	160-0	1992	24.3
Greer	82	3263	777-1626	.478	422-549	.769	444	372	289-6	1976	24.1
Cunningham	74	2076	516-1178	.438	368-509	.723	562	187	260-3	1400	18.9
Walker	82	2623	539-1172	.460	387-533	.726	607	157	252-3	1465	17.9
Jones	77	2058	413-1040	.397	159-202	.787	219	245	225-5	985	12.8
Jackson	82	2570	401-927	.433	166-231	.719	872	139	287-6	968	11.8
Green	35	367	69-150	.460	39-83	.470	122	21	51-0	177	5.1
Costello	28	492	67-148	.453	67-81	.827	51	68	62-0	201	7.2
Guokas	82	1612	190-393	.483	118-152	.776	185	191	172-0	498	6.1
Melchionni	71	758	146-336	.435	33-47	.702	104	105	75-0	325	4.6
Filipek	19	73	18-47	.383	7-14	.500	25	7	12-0	43	2.3
<b>76ERS</b>	<b>82</b>	<b>19780</b>	<b>3965-8414</b>	<b>.471</b>	<b>2121-3338</b>	<b>.635</b>	<b>5154</b>	<b>2197</b>	<b>1851-23</b>	<b>10051</b>	<b>122.6</b>
<b>OPPONENTS</b>	<b>82</b>	<b>19780</b>	<b>3815-8857</b>	<b>.431</b>	<b>1716-2338</b>	<b>.734</b>	<b>4815</b>	<b>2051</b>	<b>2201-36</b>	<b>9346</b>	<b>114.0</b>

### 1967-68 GAME-BY-GAME RESULTS

DATE	W/L	76ERS	OPP	TEAM	DATE	W/L	76ERS	OPP	TEAM
10/18	W	103	87	Los Angeles	01/10	L	122	134	St. Louis
10/21	W	116	111	Detroit	01/12	W	133	116	Baltimore
10/24	W	124	102	Detroit at New York	01/13	W	115	106	at Detroit
10/25	W	117	114	New York	01/17	L	116	125	at Los Angeles
10/27	W	132	115	Seattle	01/19	L	120	131	at San Francisco
10/28	L	95	104	at Boston	01/20	W	135	111	at Chicago
11/01	W	136	111	Baltimore	01/25	W	123	108	at Detroit
11/04	W	117	110	San Francisco	01/26	W	123	113	Cincinnati
11/07	W	130	105	at San Diego	01/28	L	103	115	at Boston
11/08	W	129	114	at San Diego	01/30	W	125	118	Boston
11/10	L	104	123	at San Francisco	02/02	W	131	121	Detroit
11/11	W	115	111	at Los Angeles	02/03	W	133	121	at Baltimore
11/14	W	122	102	Cincinnati	02/04	W	141	117	San Francisco
11/15	L	120	123	at Detroit	02/07	W	125	103	San Diego at Boston
11/17	W	125	117	St. Louis at Balt.	02/09	W	118	113	Chicago
11/18	L	111	116	Boston	02/10	L	97	115	at New York
11/22	L	113	115	at St. Louis	02/11	W	119	93	St. Louis at Miami
11/23	W	128	117	San Diego	02/13	W	112	105	at San Francisco
11/24	W	122	104	at Chicago	02/14	W	149	125	Seattle
11/25	L	114	119	Chicago	02/16	W	124	108	at San Diego
11/28	W	110	108	at New York	02/17	W	135	134	** at Los Angeles
11/29	L	95	113	San Francisco	02/18	L	106	111	at San Diego
12/01	W	133	109	Seattle at Boston	02/20	W	140	108	Seattle
12/02	W	130	121	Baltimore	02/23	W	138	117	Detroit
12/05	L	122	128	* Los Angeles	02/25	W	126	119	at St. Louis
12/06	W	108	107	at Cincinnati	02/27	W	127	107	San Francisco
12/08	W	117	109	New York	03/03	W	133	127	at Boston
12/09	W	123	109	at Baltimore	03/05	W	134	103	San Diego
12/12	W	118	107	Seattle at New York	03/06	L	106	108	at Cincinnati
12/14	L	101	102	at Boston	03/07	W	125	117	Cincinnati at Clev.
12/15	W	107	98	St. Louis	03/08	W	101	96	Boston
12/16	W	143	123	at Chicago	03/10	W	119	108	at New York
12/17	W	139	124	at Seattle	03/12	W	139	115	Chicago at N.Y.
12/20	W	160	122	at Seattle	03/13	L	120	130	New York
12/25	W	108	105	at Baltimore	03/15	W	122	115	Baltimore
12/26	W	126	121	Cincinnati	03/16	W	144	122	at Chicago
12/27	W	114	105	at New York	03/18	W	158	128	Los Angeles
12/29	W	133	123	Boston	03/19	L	130	131	* Cincinnati
12/30	W	122	107	Detroit at Syracuse	03/20	W	137	119	at Baltimore
01/03	L	115	129	New York					
01/05	W	125	113	Los Angeles					
01/06	W	107	96	at St. Louis					
01/07	L	118	134	at Cincinnati					

\* denotes overtime

\*\* denotes double-overtime



# GENERAL INFORMATION

## 1968-69 SEASON STATISTICS

RECORD: 55-27 (.671)

HOME: 26-8

AWAY: 24-16

NEUTRAL: 5-3

2ND EASTERN DIVISION

PLAYER	G	MIN	FG-FGA	PCT	FT-FTA	PCT	REB	AST	PF-DQ	PTS	AVG
Cunningham	82	3345	739-1736	.426	556-754	.737	1050	287	329-10	2034	24.8
Greer	82	3311	732-1595	.459	432-543	.796	435	414	294-8	1896	23.1
Walker	82	2753	554-1145	.484	369-459	.804	640	144	244-0	1477	18.0
Jackson	25	840	145-332	.437	69-97	.711	286	54	102-3	359	14.4
Clark	82	2144	444-928	.478	219-314	.697	265	296	188-1	1107	13.5
Jones	81	2340	432-1005	.430	207-256	.809	251	292	280-5	1071	13.2
Imhoff	82	2360	279-593	.470	194-325	.597	792	218	310-12	752	9.2
Wilson	38	552	81-182	.445	60-84	.714	216	32	87-1	222	5.8
Green	74	795	146-282	.518	57-125	.456	330	47	110-1	349	4.7
Halimon	50	350	88-196	.449	10-32	.313	86	18	34-0	186	3.7
Guokas	72	838	92-216	.426	54-81	.667	94	104	121-1	238	3.3
Raymond	27	177	22-64	.344	11-17	.647	68	8	46-2	55	2.0
<b>76ERS</b>	<b>82</b>	<b>19805</b>	<b>3754-8274</b>	<b>.454</b>	<b>2238-3087</b>	<b>.725</b>	<b>4513</b>	<b>1914</b>	<b>2145-44</b>	<b>9746</b>	<b>118.9</b>
<b>OPPONENTS</b>	<b>82</b>	<b>19805</b>	<b>3629-7972</b>	<b>.455</b>	<b>2074-2957</b>	<b>.701</b>	<b>4714</b>	<b>2030</b>	<b>2145-40</b>	<b>9332</b>	<b>113.8</b>

### 1968-69 GAME-BY-GAME RESULTS

DATE	W/L	76ERS	OPP	TEAM	DATE	W/L	76ERS	OPP	TEAM
10/18	W	114	96	Los Angeles (NBA)	01/22	W	140	137 **	New York (NBA)
10/19	W	124	121	at Baltimore	01/24	W	120	111	at Boston
10/22	L	114	117	at New York (NBA)	01/25	W	124	106	Detroit
10/25	L	122	132	at Detroit	01/26	W	119	115	at Atlanta
10/26	W	122	118	Chicago	01/28	L	88	121	at New York (NBA)
11/01	L	99	118	at Boston	01/29	W	119	96	Atlanta
11/02	L	113	119	Cincinnati	01/30	L	115	116	Cincinnati at Syra.
11/09	W	114	94	Seattle	01/31	L	105	108	Baltimore
11/11	W	127	117	Seattle at Boston	02/01	W	112	104	Chicago
11/15	W	116	115	at Atlanta	02/04	L	116	125	at Phoenix
11/16	W	136	92	Milwaukee	02/05	W	119	115	at Seattle
11/19	W	126	110	Phoenix at N.Y.	02/07	W	109	106	at L.A. (NBA)
11/22	W	121	110	Baltimore	02/09	L	117	122 *	at Boston
11/23	W	120	105	at Cincinnati	02/11	W	129	112	Cincinnati at Clev.
11/24	L	128	135 *	at San Diego	02/14	L	111	127	San Francisco
11/26	W	126	119	at Phoenix	02/16	W	127	102	Boston
11/28	W	122	107	Los Angeles (NBA)	02/18	W	125	113	at San Diego
11/30	L	113	117 *	Boston	02/19	L	117	134	at San Francisco
12/04	W	110	99	San Diego	02/21	W	115	109	at Seattle
12/05	W	109	92	at Chicago	02/22	W	129	122	at San Francisco
12/06	W	121	112	at Milwaukee	02/23	W	125	121	at L.A. (NBA)
12/07	W	140	106	Detroit	02/25	W	120	119	at Cincinnati
12/08	W	122	117	Milwaukee at Syr.	02/26	W	104	97	Phoenix
12/10	L	120	132	San Diego at NY	02/27	L	123	126	Detroit at Syracuse
12/11	W	143	123	Phoenix	02/28	W	123	102	Milwaukee at Boston
12/14	W	137	91	San Francisco	03/02	W	126	112	at Detroit
12/15	W	110	104	New York (NBA)	03/03	W	143	132	at Milwaukee
12/17	W	145	128	at Phoenix	03/04	L	113	114	at Chicago
12/18	W	115	111	at Seattle	03/06	L	99	138	at Atlanta
12/20	W	116	109	at San Diego	03/07	W	131	113	Chicago
12/21	L	94	109	at San Francisco	03/09	W	110	101	New York (NBA)
12/22	L	99	102	at L.A. (NBA)	03/11	L	101	121	at New York (NBA)
12/25	L	109	110	at New York (NBA)	03/12	L	117	126	Boston
12/26	W	125	120	Baltimore	03/13	W	113	106	at Chicago
12/28	W	128	123	at Cincinnati	03/15	W	122	120	Atlanta
12/31	W	128	107	at Milwaukee	03/19	W	136	115	Seattle
01/03	W	130	101	Los Angeles (NBA)	03/22	W	116	108	at Baltimore
01/04	L	112	117	at Baltimore	03/24	L	119	125	Cincinnati
01/05	W	126	119	Detroit					
01/07	L	114	117	at Detroit					
01/08	W	112	111	Atlanta					
01/11	L	101	111	Boston					
01/17	W	129	124	San Diego					
01/19	L	97	98	San Francisco					

\* denotes overtime

\*\* denotes double-overtime

YEAR-BY-YEAR



## 1969-70 SEASON STATISTICS

RECORD: 42-40 (.512)      HOME: 22-16      AWAY: 16-22      NEUTRAL: 4-2      4TH EASTERN DIVISION

PLAYER	G	MIN	FG-FGA	PCT	FT-FTA	PCT	REB	AST	PF-DQ	PTS	AVG
Cunningham	81	3194	802-1710	.469	510-700	.729	1101	352	331-15	2114	26.1
Greer	80	3024	705-1551	.455	352-432	.815	376	405	300-8	1762	22.0
Clark	76	2772	594-1198	.496	311-396	.785	301	380	201-2	1499	19.7
Imhoff	79	2474	430-796	.540	215-331	.650	754	211	294-7	1075	13.6
Washington	79	2459	401-842	.476	204-273	.747	734	104	262-5	1006	12.7
Jones	78	1740	366-851	.430	190-226	.841	173	276	210-2	922	11.8
Hetzell	63	757	156-323	.483	71-85	.835	207	44	110-3	383	6.1
Guokas	80	1558	189-416	.454	106-149	.711	216	222	201-0	484	6.1
Jackson	37	583	71-181	.392	60-81	.741	198	50	80-0	202	5.5
Wilson	67	836	118-304	.388	122-172	.709	317	52	145-3	358	5.3
Ogden	47	357	82-172	.477	27-39	.692	86	31	62-2	191	4.1
Scholz	1	1	1-1	1.000	0-0	---	0	0	0-0	2	2.0
<b>76ERS</b>	<b>82</b>	<b>19755</b>	<b>3915-8345</b>	<b>.469</b>	<b>2168-2884</b>	<b>.752</b>	<b>4463</b>	<b>2127</b>	<b>2196-47</b>	<b>9998</b>	<b>121.9</b>
<b>OPPONENTS</b>	<b>82</b>	<b>19755</b>	<b>3679-8183</b>	<b>.450</b>	<b>2360-3185</b>	<b>.741</b>	<b>4544</b>	<b>2097</b>	<b>2106-40</b>	<b>9718</b>	<b>118.5</b>

### 1969-70 GAME-BY-GAME RESULTS

DATE	WL	76ERS	OPP	TEAM	DATE	WL	76ERS	OPP	TEAM
10/17	W	131	126	Los Angeles (NBA)	01/10	L	117	119	Phoenix at Balt.
10/18	W	134	123	at Cincinnati	01/12	L	113	117	at Chicago
10/22	W	122	119	Phoenix	01/13	W	136	105	Atlanta
10/25	L	98	109	Cincinnati	01/14	L	110	122	Seattle at Boston
10/29	W	129	105	at Baltimore	01/16	W	127	105	San Francisco
10/31	L	125	129 *	Milwaukee	01/18	W	141	116	Cincinnati
11/01	L	123	131	Boston	01/23	W	133	118	Baltimore
11/04	W	113	109	Chicago at Balt.	01/24	L	111	112	at Baltimore
11/05	L	130	139	Baltimore	01/25	W	159	131	San Diego
11/07	L	128	134 **	at Detroit	01/26	W	122	103	at Milwaukee
11/08	L	117	125	Seattle	01/28	L	100	112	at Boston
11/11	L	107	124	at Atlanta	01/30	L	100	104	New York (NBA)
11/13	W	124	110	at Phoenix	02/01	L	112	113	Los Angeles (NBA)
11/15	L	136	146	at Seattle	02/03	L	123	131	at Phoenix
11/16	L	125	138	at Los Angeles (NBA)	02/06	W	129	124	at San Diego
11/18	L	119	127	at Chicago	02/07	W	115	111	at San Francisco
11/19	L	116	125	San Diego	02/08	L	117	118	at Seattle
11/21	L	94	98	New York (NBA)	02/10	L	131	139	Milwaukee
11/22	W	132	116	at Atlanta	02/13	L	106	151	New York (NBA)
11/26	W	135	114	at Boston	02/14	L	114	116	at New York (NBA)
11/28	W	110	91	Detroit	02/15	W	159	125	Phoenix
11/29	W	129	111	at Milwaukee	02/19	W	133	114	Detroit at Syracuse
11/30	L	107	115	at Cincinnati	02/20	L	119	126	at Chicago
12/02	L	114	122	Milwaukee	02/21	W	112	110	at Detroit
12/05	W	105	104	at Boston	02/22	L	116	136	at Cincinnati
12/06	W	120	102	Cincinnati	02/25	W	122	105	Detroit
12/09	W	123	99	Los Angeles (NBA)	02/27	W	125	111	San Diego
12/10	L	121	122	at Cincinnati	03/01	W	104	99	Baltimore
12/12	W	125	111	Detroit	03/03	L	116	127	at Milwaukee
12/13	W	100	93	at New York (NBA)	03/06	W	150	134	Boston
12/14	W	126	121	Chicago	03/07	L	104	111	New York (NBA)
12/16	W	141	119	at Phoenix	03/08	W	133	116	at New York (NBA)
12/19	L	116	123	at Seattle	03/09	W	131	112	San Diego at Houston
12/20	W	122	109	at San Francisco	03/13	L	117	128	at Los Angeles (NBA)
12/21	L	117	133	at Los Angeles (NBA)	03/15	L	128	137	at San Diego
12/25	L	113	121	at Baltimore	03/17	L	125	128	Atlanta
12/26	W	141	121	San Francisco	03/18	W	119	113	at Baltimore
12/27	L	107	112	at Atlanta	03/20	L	112	138	Milwaukee
12/28	W	138	112	San Fran. at Sya.	03/22	W	132	112	San Francisco
12/31	W	129	109	Chicago					
01/02	W	121	117	Atlanta					
01/04	W	130	120	Boston					
01/09	L	132	135	Seattle					

\* denotes overtime

\*\* denotes double-overtime

# GENERAL INFORMATION

## 1970-71 SEASON STATISTICS

RECORD: 47-35 (.573)

HOME: 24-15

AWAY: 21-18

NEUTRAL: 2-2

2ND ATLANTIC DIVISION

PLAYER	G-GS	MIN	FG-FGA	PCT	FT-FTA	PCT	REB	AST	PF-DQ	PTS	AVG
Cunningham	81-80	3090	702-1519	.462	455-620	.734	946	395	328-5	1859	23.0
Clark	82-82	3245	662-1334	.496	422-536	.787	391	440	217-2	1746	21.3
Greer	81-69	3060	591-1371	.431	326-405	.805	364	369	289-4	1508	18.6
Washington	78-70	2501	395-829	.476	259-340	.762	747	97	258-6	1049	13.4
Howell	82-6	1589	324-686	.472	230-315	.730	441	115	234-2	878	10.7
Jones	41-13	962	168-418	.402	79-101	.782	64	128	110-1	415	10.1
Awtry	70-38	1292	200-421	.475	104-157	.662	430	89	211-7	504	7.2
Jackson	79-40	1774	199-529	.376	131-189	.693	568	148	211-3	529	6.7
Dierking	53-5	714	122-306	.399	61-89	.685	227	59	109-1	305	5.8
Foster	66-6	888	145-360	.403	72-103	.699	147	61	113-3	362	5.5
Crawford	36-1	449	74-175	.423	32-72	.444	69	54	59-0	180	5.0
Anderson	5-0	27	1-6	.167	5-7	.714	11	4	7-0	7	1.4
Ogden	27-0	133	24-66	.364	18-26	.692	20	17	21-0	66	2.4
Henry	6-0	26	1-6	.167	5-7	.714	11	0	1-0	7	1.2
Guokas	1-0	5	0-0	---	0-0	---	1	0	0-0	0	0.0
<b>76ERS</b>	<b>82</b>	<b>19755</b>	<b>3608-8026</b>	<b>.450</b>	<b>2199-2967</b>	<b>.741</b>	<b>4437</b>	<b>1976</b>	<b>2168-34</b>	<b>9415</b>	<b>114.8</b>
<b>OPPONENTS</b>	<b>82</b>	<b>19755</b>	<b>3514-7806</b>	<b>.450</b>	<b>2260-3076</b>	<b>.735</b>	<b>4372</b>	<b>1970</b>	<b>2089-39</b>	<b>9288</b>	<b>113.3</b>

## 1970-71 GAME-BY-GAME RESULTS

DATE	W/L	76ERS	OPP	TEAM	DATE	W/L	76ERS	OPP	TEAM
10/14	W	110	107	Chicago	01/02	L	120	125	Boston
10/16	W	127	119	San Diego	01/05	W	97	92	San Francisco
10/17	W	123	105	at Cincinnati	01/08	L	117	123	Los Angeles
10/20	W	98	89	at Buffalo	01/09	W	123	112	Phoenix
10/21	L	117	141	Los Angeles	01/10	W	115	107	at Boston
10/23	W	127	122	at Los Angeles	01/14	L	103	108	at Chicago
10/24	L	111	116	at San Diego	01/15	W	99	96	Chicago
10/28	W	111	108	at San Francisco	01/16	W	115	96	Cleveland
10/30	L	110	123	Baltimore	01/17	W	106	105	at San Diego
10/31	L	102	133	Boston	01/19	L	114	134	at Los Angeles
11/02	W	141	87	Cleveland	01/22	W	117	116	at Phoenix
11/04	L	113	115	at Boston	01/24	W	145	119	at Seattle
11/06	W	118	112	Atlanta	01/26	W	129	122	Atlanta
11/07	W	134	128	Seattle	01/29	L	118	142	Milwaukee
11/10	L	104	109	at Atlanta	01/30	W	106	105	at New York (NBA)
11/11	W	119	107	at Baltimore	01/31	L	126	132	at Boston
11/13	W	119	111	Buffalo	02/02	W	108	105	Boston
11/14	L	94	126	at New York (NBA)	02/05	L	102	114	at Chicago
11/17	W	113	91	at Detroit	02/06	W	118	109	at Cincinnati
11/18	W	113	106	New York (NBA)	02/07	W	127	99	New York (NBA)
11/20	L	112	120	Detroit	02/12	L	109	118	at Detroit
11/21	L	119	125	Phoenix	02/14	L	103	112	Baltimore
11/22	L	115	125	at Atlanta	02/17	L	114	119	Milwaukee at NY
11/24	L	96	104	San Francisco	02/19	W	118	104	at Los Angeles
11/25	W	99	92	Buffalo at Boston	02/20	W	118	105	at Portland
11/27	L	109	113	Cincinnati	02/21	L	128	135	at Seattle
11/30	W	104	98	Baltimore	02/23	W	119	113	Portland
12/01	L	91	107	at Chicago	02/26	L	94	108	Phoenix
12/04	L	122	128 *	at Milwaukee	02/28	W	131	121	Cincinnati
12/05	W	131	106	at Cincinnati	03/01	L	103	127	at Milwaukee
12/08	L	104	107	Seattle	03/02	L	103	111	San Diego
12/11	L	101	102	San Francisco	03/03	W	120	104	Portland at Boston
12/12	L	101	118	at New York (NBA)	03/05	W	121	116	New York (NBA)
12/15	W	122	98	San Diego	03/06	W	121	115	Detroit
12/17	W	125	117	at Seattle	03/09	W	124	113	at Cleveland
12/19	W	108	99	at San Francisco	03/14	L	101	108	at Atlanta
12/20	W	134	132 *	at Portland	03/16	L	125	130	Atlanta
12/22	W	133	129 *	at Phoenix	03/19	W	147	127	Cincinnati
12/25	W	105	100	Detroit	03/20	L	112	124	at Baltimore
12/27	L	101	114	at Cleveland	03/21	W	120	108	Baltimore
12/29	W	124	113	at Buffalo					
12/30	W	119	107	Milwaukee					

\* denotes overtime

YEAR-BY-YEAR



## 1971-72 SEASON STATISTICS

RECORD: 30-52 (.366)	HOME: 14-23	AWAY: 14-26	NEUTRAL: 2-3	3RD ATLANTIC DIVISION
----------------------	-------------	-------------	--------------	-----------------------

PLAYER	G-GS	MIN	FG-FGA	PCT	FT-FTA	PCT	TOT	AST	PF-DQ	PTS	AVG
Clark	1-1	42	11-16	.688	7-11	.636	3	7	3-0	29	29.0
Cunningham	75-75	2900	658-1428	.461	428-601	.712	918	443	295-12	1744	23.3
Rule	60-53	1987	416-934	.445	203-292	.695	479	110	162-4	1035	17.3
Carter	77-49	2147	440-991	.444	179-284	.630	307	199	235-4	1059	13.8
Bridges	64-62	2210	328-645	.509	191-272	.702	861	158	219-5	847	13.2
Loughery	74-29	1729	337-792	.426	258-312	.827	178	188	208-3	932	12.6
Foster	74-14	1699	347-837	.415	185-243	.761	276	90	184-3	879	11.9
Greer	81-53	2410	389-866	.449	181-234	.774	271	316	268-10	959	11.8
Washington	17-11	545	68-156	.436	55-67	.821	135	25	59-3	191	11.2
Wohl	79-32	1628	243-567	.429	156-206	.757	150	228	229-2	642	8.1
Jackson	63-22	1083	137-346	.396	92-133	.692	309	88	141-1	366	5.8
Henry	43-1	421	68-156	.436	51-73	.699	137	8	42-0	187	4.3
Awtrye	58-7	794	98-222	.441	49-76	.645	248	51	141-3	245	4.2
Jones	6-0	41	6-18	.333	7-10	.700	6	2	3-0	19	3.2
Yates	24-1	144	31-83	.373	7-11	.636	40	7	14-0	69	2.9
<b>76ERS</b>	<b>82</b>	<b>19780</b>	<b>3577-8057</b>	<b>.444</b>	<b>2049-2825</b>	<b>.725</b>	<b>4318</b>	<b>1920</b>	<b>2203-50</b>	<b>9203</b>	<b>112.2</b>
<b>OPPONENTS</b>	<b>82</b>	<b>19780</b>	<b>3614-7882</b>	<b>.459</b>	<b>2276-3063</b>	<b>.743</b>	<b>4427</b>	<b>2005</b>	<b>2059-33</b>	<b>9504</b>	<b>115.9</b>

### 1971-72 GAME-BY-GAME RESULTS

DATE	W/L	76ERS	OPP	TEAM	DATE	W/L	76ERS	OPP	TEAM
10/12	W	114	100	at Chicago	01/08	W	130	119	Phoenix
10/14	W	105	94	at Houston	01/12	L	109	111	Buffalo
10/16	W	104	102	at Atlanta	01/14	L	121	135	Los Angeles
10/20	W	100	93	Seattle	01/15	W	131	121	at Detroit
10/23	L	88	110	Milwaukee	01/16	L	116	124	at Atlanta
10/24	W	111	93	at Cleveland	01/21	W	136	122	Portland at Hershey
10/27	W	120	106	Cleveland	01/22	L	106	113	Golden State
10/29	L	135	137	** Phoenix	01/26	W	113	102	Cincinnati
10/30	W	108	101	at New York (NBA)	01/28	L	118	127	Milwaukee
11/03	L	100	124	at Cincinnati	01/30	L	114	130	at Boston
11/06	W	101	96	Atlanta	02/02	W	119	104	Buffalo
11/10	L	103	143	Los Angeles	02/04	L	113	118	Detroit
11/12	W	115	101	Detroit	02/05	L	104	112	at New York (NBA)
11/13	L	105	111	at Baltimore	02/06	L	107	109	New York (NBA)
11/14	L	114	125	Milwaukee at NY	02/08	L	108	120	at Phoenix
11/17	L	112	118	Houston	02/10	L	112	121	at Golden State
11/19	L	104	148	Chicago	02/11	L	106	110	at Portland
11/21	L	117	127	at Seattle	02/14	L	116	130	Houston
11/23	L	107	128	at Phoenix	02/16	W	126	116	Cleveland
11/24	L	108	109	at Houston	02/18	W	132	126	at Milwaukee
11/25	W	112	111	at Golden State	02/19	L	105	121	Baltimore
11/27	W	116	93	Portland	02/21	L	101	102	at Baltimore
11/28	L	120	124	at Cleveland	02/22	L	88	119	at Chicago
12/01	W	102	98	Seattle	02/25	W	114	110	Atlanta at Hershey
12/03	L	116	131	Los Angeles	03/01	W	108	99	Buffalo
12/04	L	109	126	at Atlanta	03/03	L	81	94	Milwaukee
12/08	W	115	109	at Cincinnati	03/04	L	115	118	* at New York (NBA)
12/10	L	106	113	* Cincinnati	03/05	W	100	98	New York (NBA)
12/11	W	118	111	at Detroit	03/07	L	97	114	at Los Angeles
12/14	L	110	117	at Buffalo	03/09	W	128	123	at Seattle
12/16	L	93	113	at Golden State	03/12	L	112	121	at Houston
12/17	L	126	127	at Portland	03/14	L	105	108	at Buffalo
12/19	L	132	154	at Los Angeles	03/15	L	115	120	Boston
12/21	L	119	124	at Phoenix	03/17	L	111	127	Boston at Hershey
12/25	L	114	117	Baltimore	03/19	W	115	100	Seattle
12/27	W	121	112	at Buffalo	03/21	L	111	117	Atlanta
12/28	L	116	120	Boston	03/22	L	106	113	at Boston
12/29	L	102	103	Cleveland at Hershey	03/24	L	99	116	Chicago
12/31	L	119	131	at Boston	03/25	L	115	116	Golden State
01/02	W	148	119	at Cleveland					
01/04	W	131	127	at Detroit					
01/05	L	107	139	Chicago					
01/07	W	117	113	New York (NBA)					

\* denotes overtime

\*\* denotes double-overtime

# GENERAL INFORMATION

## 1972-73 SEASON STATISTICS

RECORD: 9-73 (.110)

HOME: 5-26

AWAY: 2-35

NEUTRAL: 2-11

4TH ATLANTIC DIVISION

PLAYER	G-GS	MIN	FG-FGA	PCT	FT-FTA	PCT	TOT	AST	PF-DQ	PTS	AVG
Carter	81-75	2993	679-1614	.421	259-368	.704	485	349	252-8	1617	20.0
Block	48-48	1558	311-706	.441	236-302	.781	442	94	173-4	858	17.9
Van Arsdale	30-30	1029	195-496	.393	140-168	.833	185	62	101-1	530	17.7
Bridges	10-10	376	47-125	.376	46-65	.708	122	23	35-0	140	14.0
Loughery	32-21	955	169-427	.396	107-130	.823	113	148	104-0	445	13.9
Ellis	69-69	2444	410-929	.441	125-156	.801	744	136	186-2	945	13.7
Leaks	82-63	2530	377-933	.404	144-200	.720	677	95	191-5	898	11.0
Boyd	82-49	2351	362-923	.392	136-200	.680	210	301	184-1	860	10.5
Trapp	39-11	854	168-408	.412	83-112	.741	186	47	140-4	419	10.7
May	26-0	602	128-290	.441	53-62	.855	143	43	80-1	309	11.9
Halliburton	31-0	549	122-280	.436	50-66	.758	82	68	78-1	294	9.5
Greer	38-17	848	91-232	.392	32-39	.821	106	111	76-1	214	5.6
Sorenson	48-0	626	113-248	.456	59-79	.747	173	31	91-0	285	5.9
Schlueter	78-10	1136	166-317	.524	86-123	.699	354	103	166-0	418	5.4
Price	57-5	751	125-301	.415	38-47	.809	117	71	106-0	288	5.1
Awtry	3-2	37	3-7	.429	1-4	.250	14	2	8-0	7	2.3
Counts	7-0	47	5-16	.313	0-0	---	16	3	8-0	10	1.4
Green	5-0	32	0-11	.000	3-9	.333	3	0	3-0	3	0.6
Rule	3-0	12	0-1	.000	0-0	---	2	1	2-0	0	0.0
<b>76ERS</b>	<b>82</b>	<b>19730</b>	<b>3471-8264</b>	<b>.420</b>	<b>1598-2130</b>	<b>.750</b>	<b>4174</b>	<b>1688</b>	<b>1984-28</b>	<b>8540</b>	<b>104.1</b>
<b>OPPONENTS</b>	<b>82</b>	<b>19730</b>	<b>3882-8215</b>	<b>.473</b>	<b>1767-2358</b>	<b>.749</b>	<b>4683</b>	<b>2239</b>	<b>1885-21</b>	<b>9531</b>	<b>116.2</b>

### 1972-73 GAME-BY-GAME RESULTS

DATE	WL	76ERS	OPP	TEAM	DATE	WL	76ERS	OPP	TEAM
10/10	L	89	95	at Chicago	01/09	L	110	126	at Chicago
10/11	L	100	105	Seattle	01/10	L	96	120	Los Angeles
10/13	L	101	104	Buffalo	01/12	L	109	113	Cleveland at Pitt.
10/17	L	114	122	at Buffalo	01/13	L	95	111	Boston
10/21	L	88	111	at New York (NBA)	01/15	L	108	135	at Kansas City
10/23	L	85	105	at Boston	01/16	L	92	108	at Milwaukee
10/25	L	108	113	Cleveland	01/17	L	105	122	Atlanta
10/28	L	92	96	Milwaukee	01/19	L	94	110	Baltimore at Hershey
10/31	L	116	126	at Cleveland	01/21	L	97	108	at Baltimore
11/01	L	104	108	Houston	01/26	L	100	105	at Cleveland
11/03	L	101	114	Kansas City-Omaha	01/28	L	96	101	Buffalo
11/04	L	120	128	at Atlanta	01/30	L	104	105	at Buffalo
11/05	L	113	131	at Milwaukee	01/31	L	115	131	Golden State
11/08	L	107	125	at Kansas City	02/02	L	104	114	at Detroit
11/10	L	106	125	New York (NBA)	02/03	L	100	104	Boston
11/11	W	114	112	Houston at S.A.	02/04	L	115	123	at Boston
11/12	L	108	119	at Phoenix	02/06	L	117	123	Houston at S.A.
11/16	L	106	128	at Golden State	02/09	L	105	116	at Portland
11/17	L	92	105	at Seattle	02/10	L	121	126	at Phoenix
11/19	L	95	135	at Los Angeles	02/11	L	90	108	at Los Angeles
11/24	L	96	105	Buffalo at Hershey	02/14	W	106	104	Milwaukee
11/25	L	106	117	Portland	02/16	W	119	106	Detroit
11/28	W	101	94	at Buffalo	02/17	L	89	107	at New York (NBA)
11/29	L	91	139	New York (NBA)	02/18	W	114	98	New York (NBA)
12/01	L	99	105	Boston	02/23	L	116	138	Houston at S.A.
12/02	L	120	131	at Boston	02/25	W	115	111	Portland
12/06	W	122	117	Kansas City-Omaha	02/28	W	102	96	Baltimore
12/07	L	102	117	Phoenix at Pitt.	03/02	L	107	130	Atlanta
12/08	L	102	118	Chicago	03/04	L	130	138	at Atlanta
12/09	L	109	120	at New York (NBA)	03/07	L	94	120	New York (NBA)
12/12	L	102	123	at Baltimore	03/09	L	84	104	Chicago at Hershey
12/13	L	90	128	Los Angeles	03/10	L	96	106	Seattle
12/16	L	103	126	Buffalo	03/11	L	93	97	Golden State at Pitt.
12/20	L	113	141	at Detroit	03/14	L	114	120	Phoenix
12/22	L	103	116	at Houston	03/17	L	115	120	Baltimore
12/23	L	112	124	Atlanta at Pitt.	03/18	L	118	129	at Baltimore
12/27	L	120	121	Atlanta	03/20	L	105	131	at Cleveland
12/30	L	107	117	Boston at Prov.	03/21	L	109	112	Cleveland
01/02	L	110	114	at Buffalo	03/23	L	112	132	Houston
01/05	L	102	135	at Portland	03/25	L	96	115	Detroit at Pitt.
01/06	L	79	111	at Golden State					
01/07	W	85	82	at Seattle					

\*\* denotes double-overtime

YEAR-BY-YEAR



## 1973-74 SEASON STATISTICS

RECORD: 25-57 (.305)      HOME: 14-23      AWAY: 8-30      NEUTRAL: 2-4      4TH ATLANTIC DIVISION

PLAYER	G-GS	MIN	FG-FGA	PCT	FT-FTA	PCT	OFF	DEF	TOT	AST	PF-DQ	STL	BLK	PTS	AVG
Carter	78-78	3044	706-1641	.430	254-358	.709	82	289	371	443	276-4	113	23	1666	21.4
Van Arsdale	78-77	3041	614-1433	.428	298-350	.851	88	305	393	202	300-6	62	3	1526	19.6
Mix	82-82	2969	495-1042	.475	228-288	.792	305	559	864	152	305-9	212	37	1218	14.9
Jones	72-60	1876	263-622	.423	197-235	.838	71	113	184	230	116-0	85	18	723	10.0
Ellis	81-81	2831	326-722	.452	147-196	.750	292	598	890	189	224-2	86	87	799	9.9
Boyd	75-26	1818	286-712	.402	141-195	.723	16	77	93	249	173-1	60	9	713	9.5
Collins	25-0	436	72-194	.371	55-72	.764	7	39	46	40	65-1	13	2	199	8.0
Kimball	75-1	1592	216-456	.474	127-185	.686	185	367	552	73	199-1	49	23	559	7.5
May	56-5	812	152-367	.414	89-102	.873	25	111	136	63	137-0	25	8	393	7.0
Cannon	19-0	335	49-127	.386	19-28	.679	16	20	36	52	48-0	7	4	117	6.2
Bristow	55-0	643	108-270	.400	42-57	.737	68	99	167	92	68-1	29	1	258	4.7
Freeman	35-0	265	39-103	.379	28-41	.683	22	32	54	14	42-0	12	1	106	3.0
Rackley	9-0	68	5-13	.385	8-11	.727	5	17	22	0	11-0	3	4	18	2.0
<b>76ERS</b>	<b>82</b>	<b>19730</b>	<b>3331-7702</b>	<b>.432</b>	<b>1633-2118</b>	<b>.771</b>	<b>1182</b>	<b>2626</b>	<b>3808</b>	<b>1799</b>	<b>1964-25</b>	<b>756</b>	<b>220</b>	<b>8295</b>	<b>101.2</b>
<b>OPPONENTS</b>	<b>82</b>	<b>19730</b>	<b>3600-7685</b>	<b>.468</b>	<b>1617-2066</b>	<b>.783</b>	<b>1311</b>	<b>3107</b>	<b>4418</b>	<b>1930</b>	<b>1991-23</b>	<b>755</b>	<b>446</b>	<b>8817</b>	<b>107.5</b>

### 1973-74 GAME-BY-GAME RESULTS

DATE	W/L	76ERS	OPP	TEAM	DATE	W/L	76ERS	OPP	TEAM
10/10	L	88	104	Houston	01/11	W	121	100	Atlanta at Hershey
10/13	L	106	111	Boston	01/12	L	101	108	Los Angeles
10/16	W	106	101	at Houston	01/13	L	94	96	at Cleveland
10/19	L	102	133	at Boston	01/18	L	104	116	Seattle
10/20	L	110	116	at Buffalo	01/20	W	129	112	Buffalo
10/24	W	132	110	Portland	01/22	L	109	119	at Buffalo
10/26	L	92	98	Milwaukee	01/25	L	97	112	at Boston
10/27	L	90	96	at New York (NBA)	01/26	L	98	122	at New York (NBA)
10/28	L	99	119	at Capital	02/01	L	105	106	Boston at Hershey
11/03	L	84	112	Capital	02/02	L	89	105	Chicago
11/07	W	122	115	Phoenix	02/03	L	98	112	Buffalo at Toronto
11/09	W	94	91	New York (NBA)	02/06	L	98	114	Buffalo
11/10	L	97	120	at Atlanta	02/08	W	104	84	Atlanta
11/13	L	83	97	at Houston	02/09	L	75	108	at Capital
11/15	L	94	116	at Phoenix	02/10	W	95	94	Capital
11/17	W	109	106	at Golden State	02/11	W	116	95	at Atlanta
11/18	L	91	95	at Seattle	02/13	L	106	129	Buffalo
11/20	W	109	103	at Kansas City	02/15	W	92	89	Kansas City-Omaha
11/21	W	103	90	at Kansas City	02/17	L	107	118	Detroit
11/23	L	106	111	Golden State	02/20	L	98	115	at Houston
11/25	L	96	105	at Milwaukee	02/22	L	103	104	at Los Angeles
11/28	W	101	96	Chicago	02/23	L	106	125	at Golden State
11/30	L	110	112	at Cleveland	02/24	L	105	115	at Seattle
12/01	W	108	106 *	Houston	02/26	W	118	110	at Portland
12/05	L	75	89	Cleveland	03/01	L	93	110	Cleveland
12/06	L	98	103	at Chicago	03/02	L	99	103	Buffalo
12/07	L	102	113	Kansas City-Omaha	03/06	W	112	99	Capital
12/08	L	92	105	Milwaukee	03/08	L	96	106	Golden State
12/12	L	93	100	Seattle	03/10	W	109	108	New York (NBA)
12/14	W	96	93	at Detroit	03/12	L	101	112	at Capital
12/15	L	89	99	Detroit	03/13	L	100	121	Los Angeles
12/19	W	101	98	at Phoenix	03/15	W	108	101	Phoenix at Hershey
12/21	L	107	116	at Los Angeles	03/16	L	127	146	Boston
12/22	L	105	110	at Portland	03/17	L	99	115	at Cleveland
12/26	L	118	145	at Atlanta	03/19	L	94	103	at Chicago
12/27	L	107	129	at Milwaukee	03/20	L	106	113	Portland
12/29	L	92	112	at New York (NBA)	03/22	L	106	107	Atlanta
12/31	L	97	106	at Boston	03/23	W	97	89	at Detroit
01/02	L	99	101	Houston	03/26	L	90	117	at New York (NBA)
01/04	W	78	75	New York (NBA)	03/27	W	117	108	Boston
01/05	L	102	108 *	Boston at Prov.					
01/09	W	90	86	Cleveland					

\* denotes overtime

# GENERAL INFORMATION

## 1974-75 SEASON STATISTICS

<b>RECORD:</b> 34-48 (.415)	<b>HOME:</b> 20-21	<b>AWAY:</b> 13-24	<b>4TH ATLANTIC DIVISION</b>
-----------------------------	--------------------	--------------------	------------------------------

PLAYER	G-GS	MIN	FG-FGA	PCT	FT-FTA	PCT	OFF	DEF	TOT	AST	PF-DQ	STL	TO	BLK	PTS	AVG
Carter	77-75	3046	715-1598	.447	256-347	.738	73	267	340	336	257-5	82	-	20	1686	21.9
Cunningham	80-73	2859	609-1423	.428	345-444	.777	130	596	726	442	270-4	91	-	35	1563	19.5
Collins	81-76	2820	561-1150	.488	331-392	.844	104	211	315	213	291-6	108	-	17	1453	17.9
Mix	46-46	1748	280-582	.481	159-205	.776	155	345	500	99	175-6	79	-	21	719	15.6
Van Arsdale	9-6	273	49-116	.422	28-41	.683	7	22	29	16	26-0	13	-	0	126	14.0
Ellis	82-69	2183	287-623	.461	72-99	.727	195	387	582	117	178-1	44	-	55	646	7.9
Boyd	66-13	1362	205-495	.414	55-115	.478	16	73	89	161	134-0	43	-	4	465	7.0
Bristow	72-3	1101	163-393	.415	121-153	.791	111	143	254	99	101-0	25	-	2	447	6.2
Lee	71-35	2279	164-391	.419	87-138	.630	264	423	687	97	260-9	29	-	16	415	5.8
Smith	54-0	538	131-321	.408	21-21	1.000	14	16	30	47	45-0	20	-	3	283	5.2
Norman	12-0	72	23-44	.523	2-3	.667	3	9	12	4	9-0	3	-	1	48	4.0
Durrett	27-0	270	35-88	.398	20-32	.625	21	41	62	10	42-0	4	-	4	90	3.3
Tschogl	39-14	623	53-148	.358	13-22	.591	52	59	111	30	80-2	25	-	25	119	3.1
Wesley	4-0	33	5-9	.556	2-4	.500	4	4	8	1	8-0	0	-	0	12	3.0
Catchings	37-0	528	41-74	.554	16-25	.640	49	104	153	21	82-1	10	-	60	98	2.6
Warbington	5-0	70	4-21	.190	2-2	1.000	2	6	8	16	16-0	0	-	0	10	2.0
<b>76ERS</b>	<b>82</b>	<b>19805</b>	<b>3325-7476</b>	<b>.445</b>	<b>1530-2043</b>	<b>.749</b>	<b>1200</b>	<b>2706</b>	<b>3906</b>	<b>1709</b>	<b>1974-34</b>	<b>576</b>	<b>1593</b>	<b>263</b>	<b>8180</b>	<b>99.8</b>
<b>OPPONENTS</b>	<b>82</b>	<b>19805</b>	<b>3445-7466</b>	<b>.461</b>	<b>1541-1979</b>	<b>.779</b>	<b>1167</b>	<b>2748</b>	<b>3915</b>	<b>1959</b>	<b>2036-26</b>	<b>742</b>	<b>1577</b>	<b>343</b>	<b>8431</b>	<b>102.8</b>

### 1974-75 GAME-BY-GAME RESULTS

DATE	W/L	76ERS	OPP	TEAM	DATE	W/L	76ERS	OPP	TEAM
01/18	W	112	99	New Orleans	01/23	L	100	108	at Golden State
01/19	W	99	86	at New York (NBA)	01/24	L	97	119	at Portland
01/22	L	92	125	at Atlanta	01/26	W	103	97	at Los Angeles
01/24	W	102	89	at New Orleans	01/29	W	98	92	New York (NBA)
01/25	L	86	110	at Houston	01/31	L	97	101	Milwaukee
01/30	L	99	104	Phoenix	02/02	W	90	77	Houston
01/01	L	98	114	at Boston	02/03	L	87	100	at Kansas City
01/02	L	94	100	Detroit	02/04	W	111	105 *	at Buffalo
01/06	W	105	90	Chicago	02/05	L	110	113 **	Los Angeles
01/08	W	105	89	Portland	02/07	W	98	95	at Boston
01/10	L	95	109	at Seattle	02/09	W	109	97	Chicago
01/13	L	100	105	at Phoenix	02/12	L	102	105	Cleveland
01/15	L	99	105	at Los Angeles	02/14	W	103	101	Detroit
01/16	W	106	102	at Golden State	02/15	L	101	108	Golden State
01/20	L	95	105	New York (NBA)	02/18	L	85	103	at New Orleans
01/21	L	95	99	at Buffalo	02/21	L	85	103	at Houston
01/23	W	98	96	Boston	02/23	W	114	100	at Seattle
01/26	L	99	103	Buffalo	02/25	L	77	99	at Portland
01/28	L	103	110	at Cleveland	02/28	W	112	111	Seattle
01/29	L	119	121 *	Seattle	03/01	W	100	94	at New York (NBA)
02/01	L	112	117	at Milwaukee	03/02	W	91	87	New York (NBA)
02/04	W	109	105	Kansas City-Omaha	03/05	L	107	116	Boston
02/06	L	88	96	New York (NBA)	03/08	L	92	113	Washington
02/07	W	116	112	Buffalo	03/09	W	113	100	at Washington
02/10	L	91	101	at Buffalo	03/12	W	91	88	Portland
02/11	W	103	96	Houston	03/14	W	108	97	Phoenix
02/13	W	93	89 *	Milwaukee	03/15	W	96	88	at Cleveland
02/14	L	93	100	at Detroit	03/18	L	96	111	at Chicago
02/17	W	113	109	at Boston	03/19	L	115	126	New Orleans
02/18	L	99	131	Boston	03/21	W	114	103	Atlanta
02/20	L	93	94	Golden State	03/22	L	100	104	at Atlanta
02/21	L	101	117	at Washington	03/25	L	103	118	at Buffalo
02/23	W	100	88	Atlanta	03/26	L	98	128	New York (NBA)
02/25	W	104	97	at New York (NBA)	03/28	L	104	115	Buffalo
02/26	L	91	92	at Chicago	04/01	L	95	99	at New York (NBA)
01/03	W	107	95	at Kansas City	04/04	L	97	108	at Buffalo
01/04	L	82	89	at Detroit	04/05	L	97	111	Boston
01/06	W	101	95	Buffalo					
01/08	L	98	106	Los Angeles					
01/10	W	102	94	Kansas City-Omaha					
01/12	L	88	99	at Milwaukee					
01/17	L	92	103	Washington					
01/18	L	106	108	Cleveland					
01/19	L	100	102	at Boston					
01/21	W	101	95	at Phoenix					

\* denotes overtime

\*\* denotes double-overtime

YEAR-BY-YEAR



## 1975-76 SEASON STATISTICS

<b>RECORD: 46-36 (.561)</b>	<b>HOME: 34-7</b>	<b>AWAY: 12-29</b>	<b>3RD ATLANTIC DIVISION</b>
-----------------------------	-------------------	--------------------	------------------------------

PLAYER	G-GS	MIN	FG-FGA	PCT	FT-FTA	PCT	OFF	DEF	TOT	AST	PF-DQ	STL	TO	BLK	PTS	AVG
McGinnis	77-77	2946	647-1552	.417	475-642	.740	260	707	967	359	334-13	198	-	41	1769	23.0
Collins	77-77	2995	614-1196	.513	372-445	.836	126	181	307	191	249-2	110	-	24	1600	20.8
Carter	82-81	2992	665-1594	.417	219-312	.702	113	186	299	372	286-5	137	-	13	1549	18.9
Mix	81-63	3039	421-844	.499	287-351	.818	215	447	662	216	288-6	158	-	29	1129	13.9
Cunningham	20-20	640	103-251	.410	68-88	.773	29	118	147	107	57-1	24	-	10	274	13.7
Free	71-5	1121	239-533	.448	112-186	.602	64	61	125	104	107-0	37	-	6	590	8.3
Bryant	75-3	1203	233-552	.422	92-147	.626	97	181	278	61	165-0	44	-	23	558	7.4
Norman	65-1	818	183-422	.434	20-24	.833	51	50	101	66	87-1	28	-	7	386	5.9
Ellis	29-13	489	61-132	.462	17-28	.607	47	75	122	21	62-0	16	-	9	139	4.8
Lee	79-0	1421	123-282	.436	63-95	.663	164	289	453	59	188-0	23	-	27	309	3.9
Catchings	75-68	1731	103-242	.426	58-96	.604	191	329	520	63	262-6	21	-	164	264	3.5
Jones	16-1	157	19-38	.500	9-13	.692	0	9	9	31	25-0	4	-	0	47	2.9
Dawkins	37-1	165	41-82	.500	8-24	.333	15	34	49	3	40-1	2	-	9	90	2.4
Baskerville	21-0	105	8-26	.308	10-16	.625	13	15	28	3	32-0	6	-	5	26	1.2
Boyd	6-0	33	2-6	.333	1-2	.500	0	2	2	2	5-0	1	-	0	5	0.8
<b>76ERS</b>	<b>82</b>	<b>19855</b>	<b>3462-7752</b>	<b>.447</b>	<b>1811-2469</b>	<b>.733</b>	<b>1385</b>	<b>2684</b>	<b>4069</b>	<b>1658</b>	<b>2187-35</b>	<b>809</b>	<b>1707</b>	<b>367</b>	<b>8735</b>	<b>106.5</b>
<b>OPPONENTS</b>	<b>82</b>	<b>19855</b>	<b>3467-7737</b>	<b>.448</b>	<b>1780-2334</b>	<b>.763</b>	<b>1435</b>	<b>2717</b>	<b>4152</b>	<b>1849</b>	<b>2151-37</b>	<b>730</b>	<b>1781</b>	<b>342</b>	<b>8714</b>	<b>106.3</b>

### 1975-76 GAME-BY-GAME RESULTS

DATE	W/L	76ERS	OPP	TEAM	DATE	W/L	76ERS	OPP	TEAM
10/24	W	110	103	at Chicago	01/27	L	116	127	at Houston
10/27	W	117	104	Los Angeles	01/29	L	114	123	at Golden State
10/31	L	87	92	Buffalo	01/31	L	105	119	at Phoenix
11/01	L	98	110	at New York (NBA)	02/01	L	82	103	at Los Angeles
11/04	W	121	114	at Buffalo	02/06	L	87	92	Cleveland
11/05	W	115	82	Chicago	02/08	W	100	97	Buffalo
11/07	W	103	99	Phoenix	02/10	W	85	84	at Chicago
11/11	L	81	108	at Milwaukee	02/11	W	118	106	Portland
11/12	L	84	107	Milwaukee	02/13	W	134	109	Houston
11/14	W	119	109	at Boston	02/14	L	97	101	* at New York (NBA)
11/15	W	110	109	*** Washington	02/15	L	82	88	New York (NBA)
11/19	W	113	103	Kansas City	02/17	L	107	125	at Kansas City
11/21	W	131	111	Portland	02/20	L	92	111	at Seattle
11/23	L	111	115	at Atlanta	02/22	L	93	94	at Golden State
11/25	W	109	108	Golden State	02/24	W	106	102	at Portland
11/28	W	113	94	Seattle	02/27	L	114	121	Golden State
11/29	L	98	99	at Houston	02/29	W	130	115	Seattle
11/30	W	113	96	at New Orleans	03/02	L	111	128	at Washington
12/03	W	102	94	New Orleans	03/03	W	123	110	Boston
12/05	W	99	97	New York (NBA)	03/05	W	123	112	Detroit
12/06	W	98	84	at Kansas City	03/06	L	99	105	at Buffalo
12/09	W	100	85	Cleveland	03/10	W	125	108	Phoenix
12/11	W	110	106	at Phoenix	03/12	W	109	107	Atlanta
12/12	L	102	114	at Los Angeles	03/17	W	108	101	Chicago
12/14	L	105	114	at Seattle	03/18	L	104	110	at Cleveland
12/16	W	105	98	at Portland	03/20	L	96	103	* Boston
12/19	W	115	114	* at Detroit	03/21	L	100	108	at Boston
12/20	L	97	111	Boston	03/24	W	118	100	New York (NBA)
12/25	L	103	111	at New York (NBA)	03/27	L	95	109	at Houston
12/26	W	96	95	Buffalo	03/28	L	107	110	at New Orleans
12/27	L	105	130	at Buffalo	03/31	W	107	103	Buffalo
12/30	W	114	108	Detroit	04/02	W	96	94	Washington
01/02	W	112	101	Cleveland	04/04	L	97	101	at Detroit
01/03	L	104	119	at Washington	04/05	W	130	129	* Houston
01/07	W	112	102	Milwaukee	04/07	W	102	99	New Orleans
01/08	L	105	115	at Cleveland	04/09	W	112	108	Kansas City
01/09	W	109	106	Los Angeles	04/10	L	109	123	at Atlanta
01/11	W	118	107	Boston					
01/14	W	100	95	New Orleans					
01/16	L	110	118	at Boston					
01/17	L	103	105	at Washington					
01/20	W	111	108	at Milwaukee					
01/23	L	92	104	at New York (NBA)					
01/24	W	130	116	Atlanta					
01/25	W	112	109	at Atlanta					

\* denotes overtime

\*\*\* denotes triple-overtime



# GENERAL INFORMATION

## 1976-77 SEASON STATISTICS

RECORD: 50-32 (.610)

HOME: 32-9

AWAY: 18-23

1ST ATLANTIC DIVISION

PLAYER	G-GS	MIN	FG-FGA	PCT	FT-FTA	PCT	OFF	DEF	TOT	AST	PF-DQ	STL	TO	BLK	PTS	AVG
Erving	82-77	2940	685-1373	.499	400-515	.777	192	503	695	306	251-1	159	-	113	1770	21.6
McGinnis	79-78	2769	659-1439	.458	372-546	.681	324	587	911	302	299-4	163	-	37	1690	21.4
Collins	58-47	2037	426-823	.518	210-250	.840	64	131	195	271	174-2	70	-	15	1062	18.3
Free	78-37	2253	467-1022	.457	334-464	.720	97	140	237	266	207-2	75	-	25	1268	16.3
Mix	75-9	1958	288-551	.523	215-263	.817	127	249	376	152	167-0	90	-	20	791	10.5
Bibby	81-80	2639	302-702	.430	221-282	.784	86	187	273	356	200-2	108	-	5	825	10.2
Carter	14-0	237	43-101	.426	10-19	.526	10	14	24	21	29-0	11	-	2	96	6.9
Jones	82-57	2023	215-424	.507	64-116	.552	190	476	666	92	301-3	43	-	200	494	6.0
Dawkins	59-0	684	135-215	.628	40-79	.506	59	171	230	24	129-1	12	-	49	310	5.3
Dunleavy	32-0	359	60-145	.414	34-45	.756	10	24	34	56	64-1	13	-	2	154	4.8
Bryant	61-0	612	107-240	.446	53-70	.757	45	72	117	48	84-1	36	-	13	267	4.4
Barnett	16-0	231	28-64	.438	10-18	.556	7	7	14	23	28-0	4	-	0	66	4.1
Catchings	53-25	864	62-123	.504	33-47	.702	64	170	234	30	130-1	23	-	78	157	3.0
Furlow	32-0	174	34-100	.340	16-18	.889	18	21	39	19	11-0	7	-	2	84	2.6
<b>76ERS</b>	<b>82</b>	<b>19780</b>	<b>3511-7322</b>	<b>.480</b>	<b>2012-2732</b>	<b>.736</b>	<b>1293</b>	<b>2752</b>	<b>4045</b>	<b>1966</b>	<b>2074-18</b>	<b>814</b>	<b>1915</b>	<b>561</b>	<b>9034</b>	<b>110.2</b>
<b>OPPONENTS</b>	<b>82</b>	<b>19780</b>	<b>3575-7920</b>	<b>.451</b>	<b>1561-2074</b>	<b>.753</b>	<b>1416</b>	<b>2448</b>	<b>3864</b>	<b>2012</b>	<b>2232-44</b>	<b>823</b>	<b>1769</b>	<b>371</b>	<b>8711</b>	<b>106.2</b>

## 1976-77 GAME-BY-GAME RESULTS

DATE	W/L	76ERS	OPP	TEAM	DATE	W/L	76ERS	OPP	TEAM
10/22	L	118	121	San Antonio	01/28	L	104	117	at Los Angeles
10/23	L	105	108	at Buffalo	01/30	W	107	101	at Denver
10/26	W	111	101	at New Orleans	02/01	L	109	110	at Indiana
10/27	W	116	94	at Houston	02/02	W	138	116	Detroit
10/30	W	104	80	New York Nets	02/04	L	112	113	New York Nets
11/04	W	101	96	at Golden State	02/06	W	102	97	Los Angeles
11/05	L	104	146	at Portland	02/08	L	89	99	at Buffalo
11/07	L	91	98	at Seattle	02/09	W	107	104	Milwaukee
11/10	W	103	88	Chicago	02/11	W	118	109	Indiana
11/12	W	143	104	Washington	02/16	W	117	113	Buffalo
11/13	W	114	109	at Washington	02/18	L	96	102	Phoenix
11/17	L	117	123	Indiana	02/20	W	112	111	Cleveland
11/19	W	100	95	New Orleans	02/25	L	102	104	at Los Angeles
11/20	W	123	106	at Atlanta	02/27	W	93	85	at Seattle
11/23	W	116	102	Boston	03/01	L	107	108	at Portland
11/24	L	117	118	at Detroit	03/03	L	119	121	* at Golden State
11/26	W	114	103	New York Knicks	03/05	W	117	114	at New York Knicks
11/27	L	104	111	at Cleveland	03/06	L	102	110	New York Knicks
11/28	L	89	101	at Kansas City	03/08	L	98	99	at Atlanta
12/01	W	114	102	Denver	03/09	W	129	125	** Denver
12/03	L	112	121	Seattle	03/11	W	126	122	Seattle
12/08	W	123	102	Buffalo	03/13	L	102	106	Chicago
12/11	W	108	107	Portland	03/15	W	133	102	at Cleveland
12/12	W	107	102	at Milwaukee	03/16	W	109	100	Atlanta
12/14	L	88	101	at Chicago	03/18	W	124	104	Houston
12/15	W	97	87	Phoenix	03/20	W	111	104	at New York Nets
12/17	L	114	117	Golden State	03/23	L	120	128	Golden State
12/18	W	97	93	at Indiana	03/25	W	113	110	San Antonio
12/21	L	94	108	at Denver	03/27	W	128	116	Portland
12/25	W	105	104	at New York Knicks	03/29	W	119	113	at Chicago
12/28	L	116	127	at San Antonio	03/30	W	115	112	Detroit
12/29	L	91	93	at Houston	04/01	W	111	105	* Kansas City
01/02	W	139	110	at New York Nets	04/03	L	90	96	at Boston
01/05	W	117	94	Los Angeles	04/05	W	119	109	at New Orleans
01/07	W	116	96	Cleveland	04/06	L	109	131	at San Antonio
01/08	L	106	111	at Milwaukee	04/08	L	112	116	at Detroit
01/11	W	117	115	at Kansas City	04/09	W	125	93	Washington
01/12	W	102	97	Houston	04/10	L	121	131	at Washington
01/14	W	111	106	Kansas City					
01/16	W	97	76	New Orleans					
01/19	W	114	94	Atlanta					
01/22	W	109	94	Boston					
01/23	W	91	83	at Boston					
01/27	L	94	111	at Phoenix					

\* denotes overtime

\*\* denotes double-overtime

YEAR-BY-YEAR



## 1977-78 SEASON STATISTICS

**RECORD: 55-27 (.671)**

**HOME: 37-4**

**AWAY: 18-23**

**1ST ATLANTIC DIVISION**

PLAYER	G-GS	MIN	FG-FGA	PCT	FT-FTA	PCT	OFF	DEF	TOT	AST	PF-DQ	STL	TO	BLK	PTS	AVG
Erving	74-68	2429	611-1217	.502	306-362	.845	179	302	481	279	207-0	135	238	97	1528	20.6
McGinnis	78-76	2533	588-1270	.463	411-574	.716	282	528	810	294	287-6	137	312	27	1587	20.3
Collins	79-77	2770	643-1223	.526	267-329	.812	87	143	230	320	228-2	128	250	25	1553	19.7
Free	76-5	2050	390-857	.455	411-562	.731	92	120	212	306	199-0	68	200	41	1191	15.7
Dawkins	70-11	1722	332-577	.575	156-220	.709	117	438	555	85	268-5	34	123	125	820	11.7
Mix	82-20	1819	291-560	.520	175-220	.795	96	201	297	174	158-1	87	131	3	757	9.2
Bibby	82-82	2518	286-659	.434	171-219	.781	62	189	251	464	207-0	91	153	6	743	9.1
Bryant	81-0	1236	190-436	.436	111-144	.771	103	177	280	129	185-1	56	115	24	491	6.1
Jones	80-69	1636	169-359	.471	96-153	.627	165	405	570	92	281-4	26	128	127	434	5.4
McClain	29-0	293	42-96	.438	7-10	.700	9	28	37	34	36-0	16	22	4	91	3.1
Catchings	61-2	748	70-178	.393	34-55	.618	105	145	250	34	124-1	20	44	67	174	2.9
Mosley	6-0	21	5-13	.385	3-7	.429	0	5	5	2	5-0	0	5	0	13	2.2
Dunleavy	4-0	17	3-7	.429	2-2	1.000	0	1	1	6	0-0	1	3	0	8	2.0
Washington	14-0	38	8-19	.421	3-6	.500	2	12	14	1	3-0	1	10	2	19	1.4
<b>76ERS</b>	<b>82</b>	<b>19830</b>	<b>3628-7471</b>	<b>.486</b>	<b>2153-2863</b>	<b>.752</b>	<b>1299</b>	<b>2694</b>	<b>3993</b>	<b>2220</b>	<b>2188-20</b>	<b>800</b>	<b>1752</b>	<b>548</b>	<b>9409</b>	<b>114.7</b>
<b>OPPONENTS</b>	<b>82</b>	<b>19830</b>	<b>3592-7788</b>	<b>.461</b>	<b>1803-2435</b>	<b>.740</b>	<b>1363</b>	<b>2473</b>	<b>3836</b>	<b>2095</b>	<b>2287-50</b>	<b>823</b>	<b>1708</b>	<b>346</b>	<b>8987</b>	<b>109.6</b>

### 1977-78 GAME-BY-GAME RESULTS

DATE	W/L	76ERS	OPP	TEAM	DATE	W/L	76ERS	OPP	TEAM
10/19	W	113	96	Detroit	01/29	W	118	117	at Denver
10/22	L	103	104 *	New Orleans	02/01	W	104	101	Denver
10/25	W	112	104	Kansas City	02/03	W	116	104	Indiana
10/28	L	94	98	at Portland	02/07	L	106	108	at Chicago
10/29	L	110	113	at Golden State	02/08	W	117	104	New Orleans
11/02	L	102	103	Chicago	02/10	L	110	116	at Buffalo
11/04	W	107	104	at New Jersey	02/12	W	109	99	Seattle
11/05	W	132	101	Denver	02/14	W	119	116	at Indiana
11/09	W	130	107	New Jersey	02/15	W	116	113	at Detroit
11/11	W	127	119	New York	02/17	W	125	116	San Antonio
11/12	L	98	116	at Washington	02/19	W	120	110	New Jersey
11/15	W	114	93	at Atlanta	02/21	W	127	114	at Cleveland
11/16	W	101	96	Seattle	02/25	L	115	124	at Denver
11/18	W	121	112	at Boston	02/26	L	97	99	at Seattle
11/19	W	111	100	Milwaukee	02/28	L	92	113	at Portland
11/22	W	105	99	Houston	03/01	W	125	119	at Golden State
11/23	W	106	105	at Detroit	03/03	L	95	96	at Los Angeles
11/25	W	125	119 *	Golden State	03/05	W	104	92	at Phoenix
11/26	W	112	107	at Buffalo	03/08	W	108	97	Atlanta
11/29	W	129	117	at San Antonio	03/10	W	120	109	Boston
11/30	W	117	114	at New Orleans	03/12	W	105	103	at Boston
12/03	L	116	120 *	at Houston	03/15	W	113	93	Los Angeles
12/07	W	122	100	Portland	03/17	W	123	112	Kansas City
12/09	W	120	116	San Antonio	03/18	W	141	127	at New York
12/10	L	108	114 *	at Indiana	03/19	W	125	118	New York
12/13	L	117	129	at Milwaukee	03/22	L	108	120	at Kansas City
12/14	L	99	108	Atlanta	03/24	W	131	122	Milwaukee
12/16	L	110	115	at Chicago	03/26	W	116	100	Portland
12/17	W	129	116	Cleveland	03/29	W	149	118	Buffalo
12/21	W	125	119	Phoenix	03/31	L	110	111 *	at Atlanta
12/25	L	110	113	at New York	04/01	L	112	116	at Houston
12/28	W	129	125 *	Chicago	04/02	L	107	111	at San Antonio
12/30	W	126	119	Washington	04/04	L	119	120	at New Orleans
01/04	W	108	93	Cleveland	04/05	W	126	115	Detroit
01/06	W	123	110	Los Angeles	04/07	L	118	127	Indiana
01/08	W	94	91	Boston	04/08	W	131	114	Washington
01/10	W	95	80	Houston	04/09	L	113	123	at Washington
01/13	W	118	93	Buffalo					
01/14	W	136	120	at New Jersey					
01/18	W	126	106	at Kansas City					
01/19	L	109	117	at Cleveland					
01/22	W	99	87	Golden State					
01/24	L	102	117	at Los Angeles					
01/25	W	128	125	at Seattle					
01/27	L	101	110	at Phoenix					

\* denotes overtime

# GENERAL INFORMATION

## 1978-79 SEASON STATISTICS

RECORD: 47-35 (.573)

HOME: 31-10

AWAY: 16-25

2ND ATLANTIC DIVISION

PLAYER	G-GS	MIN	FG-FGA	PCT	FT-FTA	PCT	OFF	DEF	TOT	AST	PF-DQ	STL	TO	BLK	PTS	AVG
Erving	78-76	2802	715-1455	.491	373-501	.745	198	366	564	357	207-0	133	315	100	1803	23.1
Collins	47-44	1595	358-717	.499	201-247	.814	36	87	123	191	139-1	52	131	20	917	19.5
Money	23-0	545	119-217	.548	34-54	.630	15	22	37	82	70-2	13	69	2	272	11.8
Dawkins	78-12	2035	430-831	.517	158-235	.672	123	508	631	128	295-5	32	197	143	1018	13.1
Bibby	82-38	2538	368-869	.423	266-335	.794	72	172	244	371	199-0	72	197	7	1002	12.2
B. Jones	80-78	2304	378-704	.537	209-277	.755	199	332	531	201	245-2	107	165	96	965	12.1
Mix	74-1	1269	265-493	.538	161-201	.801	109	184	293	121	112-0	57	100	16	691	9.3
C. Jones	78-75	2171	302-637	.474	121-162	.747	177	570	747	151	303-10	39	156	157	725	9.3
Cheeks	82-82	2409	292-572	.510	101-140	.721	63	191	254	431	198-2	174	193	12	685	8.4
Bryant	70-0	1064	205-478	.429	123-170	.724	96	163	259	103	171-1	49	114	9	533	7.6
Redmond	4-0	23	1-12	.083	0-0	---	0	1	1	1	3-0	0	1	0	2	0.5
Skinner	22-0	309	36-89	.404	27-32	.844	15	29	44	40	61-2	18	34	1	99	4.5
Simpson	36-0	452	87-196	.444	28-40	.700	16	19	35	58	27-0	25	47	1	202	5.6
Catchings	25-4	289	28-68	.412	13-17	.765	30	68	98	18	42-1	8	37	35	69	2.8
<b>76ERS</b>	<b>82</b>	<b>19805</b>	<b>3584-7338</b>	<b>.488</b>	<b>1815-2411</b>	<b>.753</b>	<b>1149</b>	<b>2712</b>	<b>3861</b>	<b>2253</b>	<b>2072-26</b>	<b>779</b>	<b>1771</b>	<b>599</b>	<b>8983</b>	<b>109.5</b>
<b>OPPONENTS</b>	<b>82</b>	<b>19805</b>	<b>3542-7626</b>	<b>.464</b>	<b>1747-2331</b>	<b>.749</b>	<b>1252</b>	<b>2506</b>	<b>3758</b>	<b>2094</b>	<b>2128-35</b>	<b>795</b>	<b>1627</b>	<b>353</b>	<b>8831</b>	<b>107.7</b>

## 1978-79 GAME-BY-GAME RESULTS

DATE	W/L	76ERS	OPP	TEAM	DATE	W/L	76ERS	OPP	TEAM
10/13	W	110	102	Los Angeles	01/26	W	105	96	at Golden State
10/18	L	111	121	Washington	01/28	L	94	116	at Portland
10/20	W	126	117	at Detroit	01/31	L	106	108	Golden State
10/21	W	130	111	New Orleans	02/01	W	128	105	at Chicago
10/25	W	118	117	Atlanta	02/02	L	101	105	New York
10/28	W	101	99	at Houston	02/07	W	114	103	Detroit
11/01	W	116	115	San Antonio	02/09	W	117	106	San Diego
11/03	W	118	103	Milwaukee	02/11	W	107	99	Washington
11/08	W	123	117	New Jersey	02/14	L	106	108	Kansas City
11/10	W	123	122	at Washington	02/15	L	100	113	at Cleveland
11/11	W	135	112	Detroit	02/16	L	104	119	at Kansas City
11/14	L	108	124	at New Jersey	02/18	W	110	107	Milwaukee
11/15	W	109	103	* Denver	02/21	L	99	106	* at Detroit
11/17	W	95	94	Phoenix	02/23	L	116	117	at San Diego
11/18	L	116	124	at Atlanta	02/25	W	119	111	at Denver
11/21	L	105	115	Golden State	02/27	L	115	118	at Portland
11/24	W	134	120	San Diego	02/28	L	93	97	at Seattle
11/25	L	126	127	at Milwaukee	03/02	L	111	126	at Los Angeles
11/28	L	103	107	at New Orleans	03/04	L	94	119	at Phoenix
11/29	W	120	114	* at San Antonio	03/06	L	91	94	at Atlanta
12/02	L	97	100	Seattle	03/07	W	114	107	Boston
12/05	L	91	96	at Chicago	03/09	L	113	119	at Milwaukee
12/06	W	114	106	at Kansas City	03/11	L	103	104	at New Jersey
12/09	L	107	115	at Cleveland	03/14	L	96	99	Seattle
12/13	W	120	100	Kansas City	03/16	W	114	106	Indiana
12/15	W	91	84	Houston	03/17	L	101	103	at New York
12/17	W	103	96	at Los Angeles	03/18	W	106	90	New York
12/19	W	124	113	at San Diego	03/20	W	124	120	at San Antonio
12/20	L	81	85	at Golden State	03/21	W	114	108	at Houston
12/22	W	103	95	at Seattle	03/23	W	110	98	New Jersey
12/25	W	109	94	at New York	03/25	L	94	103	at Boston
12/27	W	122	110	Indiana	03/27	W	100	97	at Washington
12/29	W	113	107	Atlanta	03/28	W	112	96	Chicago
12/30	L	94	100	San Antonio	03/30	W	129	93	Cleveland
01/03	W	111	98	Chicago	04/01	W	112	111	Los Angeles
01/05	L	96	123	at Indiana	04/04	W	121	120	Houston
01/06	L	139	143	* Phoenix	04/06	L	118	136	at Indiana
01/10	W	123	112	New Orleans	04/08	W	112	111	Denver
01/12	L	89	100	at New Orleans					
01/14	W	112	106	Portland					
01/17	W	107	94	Cleveland					
01/20	L	102	108	Boston					
01/21	W	91	87	at Boston					
01/24	L	94	101	at Phoenix					

\* denotes overtime

YEAR-BY-YEAR



## 1979-80 SEASON STATISTICS

RECORD: 59-23 (.720)	HOME: 36-5	AWAY: 23-18	2ND ATLANTIC DIVISION
----------------------	------------	-------------	-----------------------

PLAYER	G-GS	MIN	FG-FGA	PCT	FT-FTA	PCT	OFF	DEF	TOT	AST	PF-DQ	STL	TO	BLK	PTS	AVG
Erving	78-78	2812	838-1614	.519	420-534	.787	215	361	576	355	208-0	170	284	140	2100	26.9
Dawkins	80-80	2541	494-946	.522	190-291	.653	197	496	693	149	328-8	49	230	142	1178	14.7
Collins	36-17	963	191-410	.466	113-124	.911	29	65	94	100	76-0	30	82	7	495	13.8
B. Jones	81-3	2125	398-748	.532	257-329	.781	152	298	450	146	223-3	102	146	118	1053	13.0
Mix	81-5	1543	363-703	.516	207-249	.831	114	176	290	149	114-0	67	132	9	937	11.6
Cheeks	79-79	2623	357-661	.540	180-231	.779	75	199	274	556	197-1	183	216	32	898	11.4
Hollins	27-26	796	130-313	.415	67-87	.770	24	45	69	112	68-0	46	68	9	329	12.2
Bibby	82-8	2035	251-626	.401	226-286	.790	65	143	208	307	161-0	62	147	6	739	9.0
C. Jones	80-80	2771	232-532	.436	124-178	.697	219	731	950	164	298-5	43	218	162	588	7.4
Richardson	52-34	988	159-348	.457	28-45	.622	55	68	123	107	97-0	24	64	15	347	6.7
Money	6-0	82	14-36	.389	2-2	1.000	3	4	7	16	11-0	0	12	1	30	5.0
Spanarkel	40-0	442	72-153	.471	54-65	.831	27	27	54	51	58-0	12	57	6	198	5.0
Toone	23-0	124	23-64	.359	8-10	.800	12	22	34	12	20-0	4	16	5	55	2.4
Skinner	2-0	10	1-2	.500	0-0	---	0	0	0	2	1-0	0	2	0	2	1.0

**76ERS** 82 19855 3523-7156 .492 1876-2431 .772 1187 2635 3822 2226 1860-17 792 1708 652 8949 109.1

**OPPONENTS** 82 19855 3444-7561 .455 1640-2145 .765 1318 2352 3670 2089 2100-39 876 1561 388 8603 104.9

3-PT FG: 76ERS 27-125 (.216), Erving 4-20 (.200), Dawkins 0-6 (.000), Collins 0-1 (.000), B. Jones 0-3 (.000), Mix 4-10 (.400), Cheeks 4-9 (.444), Hollins 2-10 (.200), Bibby 11-52 (.212), C. Jones 0-2 (.000), Richardson 1-3 (.333), Spanarkel 0-2 (.000), Toone 1-7 (.143), OPPONENTS 75-277 (.271)

### 1979-80 GAME-BY-GAME RESULTS

DATE	W/L	76ERS	OPP	TEAM
10/12	W	93	92	at Washington
10/13	W	113	105	Houston
10/17	W	113	88	at New Jersey
10/19	W	112	104	Detroit
10/20	W	136	111	at New York
10/24	W	132	110	Indiana
10/26	W	127	116	New York
10/27	W	112	106	at Cleveland
10/31	L	97	102	at Atlanta
11/02	L	81	85	Atlanta
11/03	W	120	114	* at Indiana
11/06	W	118	117	* at Milwaukee
11/07	W	110	102	Kansas City
11/09	L	98	106	at Detroit
11/10	W	95	94	Boston
11/13	L	103	110	at Kansas City
11/16	L	105	106	San Antonio
11/17	L	103	106	* at Chicago
11/20	W	118	114	at San Antonio
11/21	L	94	97	at Houston
11/23	W	113	102	Houston
11/24	W	91	82	New Jersey
11/26	W	113	112	Indiana
11/28	W	120	102	Washington
11/30	W	104	101	San Diego
12/01	W	117	105	Cleveland
12/05	W	132	120	San Antonio
12/08	W	117	96	Phoenix
12/12	W	112	91	Milwaukee
12/14	L	98	103	Atlanta
12/15	L	96	112	at Atlanta
12/18	W	114	102	at Detroit
12/19	L	89	112	at Boston
12/21	W	117	106	Houston
12/22	W	126	113	Boston
12/25	W	95	92	at Washington
12/27	W	118	114	at San Antonio
12/29	L	100	104	at Houston
01/03	W	109	108	at Cleveland
01/08	W	111	108	at New York
01/09	W	108	105	New Jersey
01/11	W	119	106	Washington
01/13	W	126	112	New York
01/16	W	121	110	Portland

DATE	W/L	76ERS	OPP	TEAM
01/18	W	112	105	at New Jersey
01/19	W	111	107	Cleveland
01/23	W	118	93	at Denver
01/25	L	103	124	at Los Angeles
01/27	L	118	125	at Phoenix
01/28	L	101	107	at Utah
01/30	W	121	108	Detroit
01/31	W	110	105	at Houston
02/05	W	109	108	at Indiana
02/06	L	110	129	at Boston
02/08	L	94	109	Seattle
02/10	W	105	104	Los Angeles
02/13	W	107	85	Utah
02/15	W	114	104	at Detroit
02/16	W	100	92	Chicago
02/17	W	115	100	Cleveland
02/21	L	99	104	at San Diego
02/24	W	103	100	at Golden State
02/26	W	98	96	at Portland
02/27	W	101	98	* at Seattle
02/29	W	104	103	Denver
03/02	W	144	99	Golden State
03/05	W	120	113	Indiana
03/07	L	92	111	at Boston
03/09	W	134	118	at San Antonio
03/11	W	102	97	* at Atlanta
03/12	W	105	98	Washington
03/14	L	94	104	at Indiana
03/16	L	109	123	at Cleveland
03/17	W	123	109	Detroit
03/19	L	99	105	San Antonio
03/20	L	113	119	* at Washington
03/21	W	108	99	New Jersey
03/23	W	112	108	New York
03/26	W	84	81	Atlanta
03/27	W	103	101	at New York
03/28	L	92	99	at New Jersey
03/30	W	116	110	Boston

\* denotes overtime

\*\* denotes double-overtime

# GENERAL INFORMATION

## 1980-81 SEASON STATISTICS

RECORD: 62-20 (.756)

HOME: 37-4

AWAY: 25-16

1ST ATLANTIC DIVISION (TIED)

PLAYER	G-GS	MIN	FG-FGA	PCT	FT-FTA	PCT	OFF	DEF	TOT	AST	PF-DQ	STL	TO	BLK	PTS	AVG
Erving	82-82	2874	794-1524	.521	422-536	.787	244	413	657	364	233-0	173	266	147	2014	24.6
Dawkins	76-76	2088	423-697	.607	219-304	.720	106	439	545	109	316-9	38	220	112	1065	14.0
B. Jones	81-0	2046	407-755	.539	282-347	.813	142	293	435	226	226-2	95	149	74	1096	13.5
Toney	75-57	1768	399-806	.495	161-226	.712	32	111	143	273	234-5	59	219	10	968	12.9
Collins	12-12	329	62-126	.492	24-29	.828	6	23	29	42	23-0	7	22	4	148	12.3
Mix	72-1	1327	288-575	.501	200-240	.833	105	159	264	114	107-0	59	88	18	776	10.8
Hollins	82-13	2154	327-696	.470	125-171	.731	47	144	191	352	205-2	104	207	18	781	9.5
Cheeks	81-81	2415	310-581	.534	140-178	.787	67	178	245	560	231-1	193	174	39	763	9.4
C. Jones	81-81	2639	218-485	.449	148-193	.767	200	613	813	122	271-2	53	168	134	584	7.2
Richardson	77-1	1313	227-464	.489	84-108	.778	83	93	176	152	102-0	36	110	10	538	7.0
Johnson	40-0	372	87-158	.551	27-31	.871	8	47	55	30	45-0	20	25	2	202	5.1
Cureton	52-6	528	93-205	.454	33-64	.516	51	104	155	25	68-0	20	29	23	219	4.2
Davis	1-0	2	1-1	1.000	0-0	---	0	1	1	0	0-0	0	0	0	2	2.0
<b>76ERS</b>	<b>82</b>	<b>19855</b>	<b>3636-7073</b>	<b>.514</b>	<b>1865-2427</b>	<b>.768</b>	<b>1091</b>	<b>2618</b>	<b>3709</b>	<b>2369</b>	<b>2061-21</b>	<b>857</b>	<b>1702</b>	<b>591</b>	<b>9156</b>	<b>111.7</b>
<b>OPPONENTS</b>	<b>82</b>	<b>19855</b>	<b>3307-7337</b>	<b>.451</b>	<b>1850-2487</b>	<b>.744</b>	<b>1286</b>	<b>2287</b>	<b>3573</b>	<b>2033</b>	<b>2044-32</b>	<b>818</b>	<b>1642</b>	<b>379</b>	<b>8512</b>	<b>103.8</b>

3-PT FG: 76ERS 19-84 (.226), Erving 4-18 (.222), B. Jones 0-3 (.000), Toney 9-29 (.310), Mix 0-3 (.000), Hollins 2-15 (.133), Cheeks 3-8 (.375), Richardson 0-1 (.000), Johnson 1-6 (.167), Cureton 0-1 (.000), OPPONENTS 48-200 (.240).

### 1980-81 GAME-BY-GAME RESULTS

DATE	W/L	76ERS	OPP	TEAM	DATE	W/L	76ERS	OPP	TEAM
10/10	L	103	106	Milwaukee	01/14	W	110	105	New Jersey
10/11	W	126	120 **	at Washington	01/15	L	110	113	at Milwaukee
10/14	L	93	113	at New York	01/16	W	137	119	Cleveland
10/15	W	119	111	at New Jersey	01/18	W	113	92	Seattle
10/18	W	117	101	Washington	01/20	L	75	83	at Detroit
10/22	W	94	93	at Detroit	01/21	W	118	104	Indiana
10/25	W	113	100	at Atlanta	01/22	W	128	116	at Washington
10/28	W	119	101	at Cleveland	01/25	W	98	93	Phoenix
10/29	W	115	102	Chicago	01/28	L	101	104	at Boston
10/31	W	107	96	Atlanta	02/03	W	97	93	at Atlanta
11/01	W	117	113 *	Boston	02/04	W	107	104	Boston
11/05	W	107	103	Detroit	02/06	W	129	113	San Diego
11/07	W	117	100	Kansas City	02/08	W	102	99	Los Angeles
11/09	W	136	121	at Milwaukee	02/11	W	122	120 *	Cleveland
11/11	W	121	80	at Chicago	02/13	L	102	104	Washington
11/12	L	113	125	New York	02/15	W	116	98	Atlanta
11/13	W	130	103	at Indiana	02/18	W	111	97	Detroit
11/15	W	115	108	New Jersey	02/19	L	108	129	at Washington
11/18	W	113	99	at New York	02/20	W	117	109	Dallas
11/19	W	110	101	Golden State	02/22	L	110	116	at Phoenix
11/21	W	97	88	Indiana	02/25	W	107	95	at San Diego
11/22	W	108	101	at San Antonio	02/27	W	87	83	at Utah
11/25	W	108	92	at Dallas	03/01	L	107	114	at Boston
11/26	W	101	100	at Houston	03/04	L	100	111	Chicago
11/28	W	116	103	Portland	03/06	W	131	112	Denver
11/29	W	113	93	Utah	03/08	W	123	100	Milwaukee
12/02	L	108	112 *	at Atlanta	03/10	W	103	102	at Indiana
12/03	W	104	98	New York	03/11	W	115	95	New York
12/05	W	104	100	Atlanta	03/13	L	104	120	at Milwaukee
12/09	W	96	83	at Cleveland	03/15	L	109	120	at New York
12/10	W	113	100	Chicago	03/17	L	120	126 *	at New Jersey
12/12	W	95	79	Washington	03/18	W	107	95	Indiana
12/14	W	114	107	at New Jersey	03/20	L	108	120	at Chicago
12/16	W	109	107	at Indiana	03/22	W	126	94	Boston
12/17	W	103	79	Cleveland	03/25	W	114	75	Detroit
12/19	W	122	107	New Jersey	03/27	W	138	117	at Cleveland
12/26	W	113	103	at Kansas City	03/29	L	94	98	at Boston
12/27	L	121	125	at Denver					
12/28	L	116	122	at Los Angeles					
12/30	L	108	109	at Portland					
01/02	W	120	117 *	at Seattle					
01/03	W	119	105	at Golden State					
01/07	W	135	102	San Antonio					
01/09	W	107	94	Houston					
01/10	W	117	102	at Chicago					

\* denotes overtime  
\*\* denotes double-overtime



## 1981-82 SEASON STATISTICS

RECORD: 58-24 (.707)	HOME: 32-9	AWAY: 26-15	2ND ATLANTIC DIVISION
----------------------	------------	-------------	-----------------------

PLAYER	G-GS	MIN	FG-FGA	PCT	FT-FTA	PCT	OFF	DEF	TOT	AST	PF-DQ	STL	TO	BLK	PTS	AVG
Erving	81-81	2789	780-1428	.546	411-539	.763	220	337	557	319	229-1	161	214	141	1974	24.4
Toney	77-1	1909	511-979	.522	227-306	.742	43	91	134	283	269-5	64	214	17	1274	16.5
B. Jones	76-73	2181	416-737	.564	263-333	.790	109	284	393	189	211-3	99	145	112	1095	14.4
Cheeks	79-79	2498	352-676	.521	171-220	.777	51	197	248	667	247-0	209	184	33	881	11.2
Hollins	81-81	2257	380-797	.477	132-188	.702	35	152	187	316	198-1	103	146	20	894	11.0
Dawkins	48-36	1124	207-367	.564	114-164	.695	68	237	305	55	193-5	19	96	55	528	11.0
Bantom	43-1	979	156-306	.510	67-114	.588	87	139	226	46	133-0	25	64	37	380	8.8
C. Jones	81-47	2446	231-465	.497	179-219	.817	164	544	708	100	301-3	38	155	146	641	7.9
Mix	75-0	1235	202-399	.506	136-172	.791	92	133	225	93	86-0	42	67	17	541	7.2
Cureton	66-8	956	149-306	.487	51-94	.543	90	180	270	32	142-0	31	44	27	349	5.3
Richardson	77-0	1040	140-310	.452	69-88	.784	55	63	118	109	109-0	36	79	9	351	4.6
Edwards	42-3	291	65-150	.433	20-27	.741	10	17	27	45	37-0	16	24	5	150	3.6
Johnson	26-0	150	27-54	.500	6-7	.857	7	15	22	10	28-0	13	13	3	61	2.3
<b>76ERS</b>	<b>82</b>	<b>19855</b>	<b>3616-6974</b>	<b>.518</b>	<b>1846-2471</b>	<b>.747</b>	<b>1031</b>	<b>2389</b>	<b>3420</b>	<b>2264</b>	<b>2183-18</b>	<b>856</b>	<b>1474</b>	<b>622</b>	<b>9119</b>	<b>111.2</b>
<b>OPPONENTS</b>	<b>82</b>	<b>19855</b>	<b>3371-7083</b>	<b>.476</b>	<b>1852-2496</b>	<b>.742</b>	<b>1289</b>	<b>2344</b>	<b>3633</b>	<b>1965</b>	<b>2216-44</b>	<b>702</b>	<b>1615</b>	<b>470</b>	<b>8649</b>	<b>105.5</b>

3-PT FG: 76ERS 41-139 (.295), Erving 3-11 (.273), Toney 25-59 (.424), B. Jones 0-3 (.000), Cheeks 6-22 (.273), Hollins 2-16 (.125), Dawkins 0-2 (.000), Bantom 1-3 (.333), C. Jones 0-3 (.000), Mix 1-4 (.250), Cureton 0-2 (.000), Richardson 2-2 (1.000), Edwards 0-9 (.000), Johnson 1-3 (.333). OPPONENTS 55-212 (.259).

### 1981-82 GAME-BY-GAME RESULTS

DATE	W/L	76ERS	OPP	TEAM	DATE	W/L	76ERS	OPP	TEAM
10/30	W	128	104	Cleveland	02/05	W	116	112	New Jersey
10/31	W	108	106	at Atlanta	02/07	W	123	107	Chicago
11/03	W	112	99	at Washington	02/10	W	102	96	Indiana
11/04	W	107	99	Indiana	02/13	W	114	107	at New York
11/06	L	99	106	Atlanta	02/14	W	117	105	New York
11/10	W	95	93	at Detroit	02/17	W	114	109	Dallas
11/11	W	117	90	Chicago	02/19	W	132	117	Utah
11/13	W	105	85	Kansas City	02/21	W	109	102	Phoenix
11/14	W	109	102	at New York	02/23	W	115	101	at San Diego
11/18	W	102	100	Milwaukee	02/26	L	114	116	** at Los Angeles
11/20	W	99	94	at Cleveland	02/27	L	125	134	at Denver
11/21	W	135	106	Houston	03/02	L	109	112	at Chicago
11/27	W	124	112	* at Indiana	03/03	W	125	107	San Diego
11/28	W	116	103	Detroit	03/05	W	89	80	Atlanta
12/01	W	107	98	at Atlanta	03/07	W	119	113	Los Angeles
12/02	L	101	106	San Antonio	03/10	W	134	114	Golden State
12/04	L	103	111	at Boston	03/14	W	128	114	at Kansas City
12/05	W	114	105	at New Jersey	03/16	L	91	106	at Milwaukee
12/09	W	137	109	Denver	03/17	W	102	93	Washington
12/11	W	131	113	Cleveland	03/19	W	112	95	Indiana
12/12	W	117	114	* at Chicago	03/21	L	111	123	Boston
12/13	L	108	127	at Milwaukee	03/24	L	106	111	New Jersey
12/16	L	115	117	New York	03/25	L	98	100	at Detroit
12/19	W	123	118	* Boston	03/26	W	115	111	at Cleveland
12/22	W	112	105	at New York	03/28	W	116	98	at Boston
12/27	L	96	99	at Phoenix	03/30	L	114	116	* at Milwaukee
12/29	W	142	135	at Golden State	03/31	W	99	98	Chicago
12/30	W	102	99	at Seattle	04/02	W	135	115	Cleveland
01/01	W	120	105	at Portland	04/04	W	127	106	New York
01/02	W	109	107	at Utah	04/06	W	117	104	at Chicago
01/05	L	101	124	at Detroit	04/07	W	116	113	at New Jersey
01/06	W	126	112	Washington	04/09	L	88	103	at Atlanta
01/08	L	90	96	at Boston	04/11	L	109	110	* Boston
01/09	L	113	120	New Jersey	04/13	W	93	89	at Indiana
01/12	W	95	92	at Washington	04/14	W	119	111	Detroit
01/13	L	107	111	Milwaukee	04/16	W	100	96	at Washington
01/15	L	90	96	Atlanta	04/18	W	110	86	Milwaukee
01/17	L	97	105	at New Jersey					
01/20	W	115	110	Portland					
01/22	W	112	105	at Indiana					
01/23	W	100	87	Seattle					
01/26	L	95	103	at San Antonio					
01/27	W	99	86	at Dallas					
01/28	L	101	109	at Houston					
02/03	W	122	96	Washington					

\* denotes overtime

\*\* denotes double-overtime

# GENERAL INFORMATION

## 1982-83 SEASON STATISTICS

RECORD: 65-17 (.793)

HOME: 35-6

AWAY: 30-11

1ST ATLANTIC DIVISION

PLAYER	G-GS	MIN	FG-FGA	PCT	FT-FTA	PCT	OFF	DEF	TOT	AST	PF-DQ	STL	TO	BLK	PTS	AVG
Malone	78-78	2922	654-1305	.501	600-788	.761	445	749	1194	101	206-0	89	264	157	1908	24.5
Erving	72-72	2421	605-1170	.517	330-435	.759	173	318	491	263	202-1	112	196	131	1542	21.4
Toney	81-81	2474	626-1250	.501	324-411	.788	42	183	225	365	255-0	80	271	17	1598	19.7
Cheeks	79-79	2465	404-745	.542	181-240	.754	53	156	209	543	182-0	184	179	31	990	12.5
Jones	74-0	1749	250-460	.543	165-208	.793	102	242	344	142	199-4	85	109	91	665	9.0
C. Johnson	32-4	698	91-182	.500	34-58	.586	75	130	205	24	84-1	16	36	29	216	6.8
Richardson	77-1	1755	259-559	.463	71-111	.640	98	149	247	168	164-0	71	99	18	589	7.6
R. Johnson	29-8	549	69-154	.448	22-30	.733	32	58	90	23	82-1	8	35	17	160	5.5
Edwards	81-3	1266	228-483	.472	86-113	.761	23	62	85	221	119-0	81	110	6	542	6.7
Schoene	46-2	702	106-207	.512	21-28	.750	52	102	154	32	118-2	13	46	9	233	5.1
Iavaroni	80-77	1612	163-353	.462	78-113	.690	117	212	329	83	238-0	32	133	44	404	5.1
Curetton	73-3	987	108-258	.419	33-67	.493	84	185	269	43	144-1	37	76	24	249	3.4
McNamara	36-2	182	29-64	.453	20-45	.444	34	42	76	7	42-1	3	36	3	78	2.2
Anderson	13-0	48	8-22	.364	1-3	.333	4	8	12	1	6-0	1	5	0	17	1.3

**76ERS** 82 19830 3600-7212 499 1966-2650 .742 1334 2596 3930 2016 2041-11 812 1627 577 9191 112.1  
**OPPONENTS** 82 19830 3442-7470 461 1624-2253 .721 1325 2263 3588 2089 2246-54 755 1590 511 8562 104.4  
 3-PT FG: 76ERS 25-109 (.229), Malone 0-1 (.000), Erving 2-7 (.286), Toney 22-76 (.289), Cheeks 1-6 (.167), Jones 0-1 (.000), Richardson 0-6 (.000), Edwards 0-8 (.000), Schoene 0-1 (.000), Iavaroni 0-2 (.000), Anderson 0-1 (.000). **OPPONENTS** 54-249 (.217)

### 1982-83 GAME-BY-GAME RESULTS

DATE	W/L	76ERS	OPP	TEAM	DATE	W/L	76ERS	OPP	TEAM
10/29	W	104	89	at New York	02/03	W	117	111	at Golden State
10/30	W	110	99	New Jersey	02/04	L	109	115	at Portland
11/03	W	130	111	San Diego	02/06	W	97	96	at Seattle
11/05	W	120	109	at Detroit	02/09	W	106	93	Atlanta
11/06	W	119	115 **	Boston	02/10	W	116	110	at Chicago
11/10	W	145	108	Chicago	02/16	W	116	95	Denver
11/12	L	108	117	Indiana	02/18	W	127	98	Houston
11/13	W	110	100	at New Jersey	02/20	W	104	89	New York
11/14	W	102	93	Washington	02/23	W	133	101	Dallas
11/17	W	120	103	Detroit	02/25	W	116	111	Chicago
11/19	W	121	109	Milwaukee	02/27	W	115	104	Golden State
11/23	L	103	106	Portland	03/01	W	106	94	at New York
11/24	W	121	106	at Indiana	03/04	L	110	115	at Boston
11/26	W	120	102	at Cleveland	03/06	L	106	112	at New Jersey
11/27	W	126	113	Utah	03/07	W	123	114	Detroit
11/30	L	97	111	at Atlanta	03/12	W	95	86	at Washington
12/02	W	116	108	at Phoenix	03/13	W	97	93	Washington
12/03	W	127	110	at San Diego	03/15	W	132	128	at Indiana
12/05	W	114	104	at Los Angeles	03/16	W	105	100	Boston
12/08	W	132	85	Atlanta	03/19	W	105	97	at Milwaukee
12/10	L	97	123	at Boston	03/20	W	121	119	at Detroit
12/11	W	128	111	Detroit	03/22	L	76	89	at New York
12/15	W	99	93	Cleveland	03/23	W	104	101 *	Milwaukee
12/17	W	109	95	New York	03/25	L	92	101	New Jersey
12/18	L	97	100	at Washington	03/27	W	94	80	Cleveland
12/21	W	122	105	Boston	03/29	L	95	97	at Chicago
12/26	W	124	122	at San Antonio	03/30	W	120	113	Atlanta
12/28	W	104	93	at Houston	04/01	L	104	111	New Jersey
12/29	W	126	116 *	at Dallas	04/03	W	96	84	at Cleveland
01/05	W	122	120 *	Los Angeles	04/05	W	116	108	at Milwaukee
01/07	W	106	89	at Washington	04/06	L	109	112	San Antonio
01/08	W	125	113	Kansas City	04/08	W	126	118 *	Indiana
01/11	W	109	99	at Atlanta	04/10	W	113	97	New York
01/12	W	122	121	Milwaukee	04/12	L	97	102	at Atlanta
01/14	W	115	105	at Detroit	04/13	L	76	95	Washington
01/15	W	114	105	Indiana	04/15	W	100	98	at New Jersey
01/18	W	98	90	at Cleveland	04/17	L	101	114	at Boston
01/19	W	126	106	Chicago					
01/21	W	130	117	Seattle					
01/23	L	96	107	at Milwaukee					
01/25	W	116	99	at Chicago					
01/26	W	113	102	Phoenix					
01/28	W	114	99	at Kansas City					
01/29	W	126	109	at Utah					
02/01	W	133	124	at Denver					

\* denotes overtime

\*\* denotes double-overtime

YEAR-BY-YEAR



## 1983-84 SEASON STATISTICS

**RECORD: 52-30 (.634)**

**HOME: 32-9**

**AWAY: 20-21**

**2ND ATLANTIC DIVISION**

PLAYER	G-GS	MIN	FG-FGA	PCT	FT-FTA	PCT	OFF	DEF	TOT	AST	PF-DQ	STL	TO	BLK	PTS	AVG
Malone	71-71	2613	532-1101	.483	545-727	.750	352	598	950	96	188-0	71	250	110	1609	22.7
Erving	77-77	2683	678-1324	.512	364-483	.754	190	342	532	309	217-3	141	230	139	1727	22.4
Toney	78-72	2556	593-1125	.527	390-465	.839	57	136	193	373	251-1	70	297	23	1588	20.4
Cheeks	75-75	2494	386-702	.550	170-232	.733	44	161	205	478	196-1	171	182	20	950	12.7
B. Jones	75-0	1761	226-432	.523	167-213	.784	92	231	323	187	199-1	107	101	103	619	8.3
Richardson	69-12	1571	221-473	.467	79-103	.767	62	103	165	155	145-0	49	100	23	521	7.6
Matthews	14-5	292	42-101	.446	9-14	.643	6	17	23	62	32-0	11	30	2	100	7.1
Williams	70-12	1375	193-405	.477	86-133	.647	117	209	326	60	203-3	62	96	103	472	6.7
Johnson	80-10	1721	193-412	.468	69-113	.611	131	267	398	55	205-1	35	95	65	455	5.7
Iavaroni	78-71	1532	149-322	.463	97-131	.740	91	219	310	95	222-1	36	124	55	395	5.1
Edwards	60-0	654	84-221	.380	34-48	.708	12	47	59	90	78-1	31	46	5	202	3.4
Threatt	45-0	464	62-148	.419	23-28	.821	17	23	40	41	65-1	13	33	2	148	3.3
Rautins	28-3	196	21-58	.362	6-10	.600	9	24	33	29	31-0	9	19	2	48	1.7
C. Jones	1-0	3	0-1	.000	1-4	.250	0	0	0	0	1-0	0	0	0	1	1.0
Kuczenski	3-2	40	1-8	.125	1-2	.500	1	5	6	2	7-0	1	5	1	3	1.0
<b>76ERS</b>	<b>82</b>	<b>19955</b>	<b>3384-6833</b>	<b>.495</b>	<b>2041-2706</b>	<b>.754</b>	<b>1181</b>	<b>2382</b>	<b>3563</b>	<b>2032</b>	<b>2040-13</b>	<b>807</b>	<b>1628</b>	<b>653</b>	<b>8838</b>	<b>107.8</b>
<b>OPPONENTS</b>	<b>82</b>	<b>19955</b>	<b>3427-7136</b>	<b>.480</b>	<b>1757-2367</b>	<b>.742</b>	<b>1235</b>	<b>2237</b>	<b>3472</b>	<b>2062</b>	<b>2237-42</b>	<b>805</b>	<b>1559</b>	<b>483</b>	<b>8658</b>	<b>105.6</b>

3-PT FG: 76ERS 29-107 (.271), Malone 0-4 (.000), Erving 7-21 (.333), Toney 12-38 (.316), Cheeks 8-20 (.400), B. Jones 0-1 (.000), Richardson 0-4 (.000), Matthews 1-7 (.143), Williams 0-1 (.000), Iavaroni 0-2 (.000), Edwards 0-1 (.000), Threatt 1-8 (.125), OPPONENTS 47-207 (.227).

### 1983-84 GAME-BY-GAME RESULTS

DATE	W/L	76ERS	OPP	TEAM	DATE	W/L	76ERS	OPP	TEAM
10/28	W	117	114	Washington	02/04	L	97	102	at Atlanta
10/29	W	124	112 *	at Indiana	02/07	L	89	104	at Chicago
11/01	W	99	91	Chicago	02/08	W	118	107	Houston
11/04	L	94	104	Milwaukee	02/10	L	91	100	Chicago
11/05	W	119	112	at New Jersey	02/12	W	109	91	at Boston
11/09	L	116	120	at Detroit	02/15	L	116	119 **	at Dallas
11/11	W	108	100	Kansas City	02/17	W	114	109	New Jersey
11/13	W	124	116 *	San Diego	02/19	W	101	97	New York
11/16	W	102	97	New York	02/21	L	116	119 *	at New Jersey
11/17	L	94	99	at Atlanta	02/23	L	109	116 *	at Cleveland
11/19	W	92	91	Boston	02/24	L	114	119	Portland
11/22	W	112	108	Detroit	02/26	L	99	101	Los Angeles
11/23	W	113	105	at San Antonio	02/29	W	103	97	at Utah
11/25	W	115	101	at Houston	03/01	L	100	112	at Phoenix
11/29	W	98	96	at Indiana	03/04	W	127	122	at San Diego
11/30	W	122	110	Atlanta	03/07	W	113	105	at Los Angeles
12/03	L	98	103	at Washington	03/09	W	92	84	Seattle
12/04	W	121	114 *	at Boston	03/11	W	120	97	Utah
12/07	W	133	128	Denver	03/13	W	121	106	at Indiana
12/09	L	93	100	New Jersey	03/14	W	92	91	Milwaukee
12/11	W	97	87	at Milwaukee	03/16	L	102	105	Atlanta
12/14	W	115	93	Milwaukee	03/17	W	131	112	Phoenix
12/16	W	115	105	Cleveland	03/22	W	106	101	at Washington
12/21	W	122	121	San Antonio	03/23	W	100	95	Cleveland
12/23	W	108	106	at Detroit	03/25	W	119	114 **	Boston
12/27	W	112	109	at Kansas City	03/27	L	78	97	at Atlanta
12/29	L	89	101	at Denver	03/28	W	109	103	Washington
12/30	L	93	97 *	at Seattle	03/30	W	118	110	Dallas
01/01	W	115	103	at Portland	03/31	W	111	104	at Chicago
01/03	L	106	115	at Golden State	04/03	L	115	118	at Detroit
01/05	W	103	102 *	at Milwaukee	04/05	L	103	113	at Milwaukee
01/06	W	108	104	New Jersey	04/06	W	112	106	Indiana
01/07	L	98	106	at Cleveland	04/08	W	109	108	New York
01/09	L	73	111	at New York	04/10	L	102	106	at New Jersey
01/11	W	121	99	Washington	04/11	L	113	126	Detroit
01/13	L	104	105	Boston	04/14	W	103	100	at New York
01/14	W	129	103	Golden State	04/15	W	129	115	Chicago
01/17	W	128	117	Detroit					
01/18	W	109	107	at Cleveland					
01/20	W	109	106	Cleveland					
01/21	L	90	94	at Washington					
01/24	L	102	111	at New York					
01/25	L	98	102	at Boston					
02/01	W	111	103	Indiana					
02/03	L	88	99	Atlanta					

\* denotes overtime

\*\* denotes double-overtime



# GENERAL INFORMATION

## 1984-85 SEASON STATISTICS

RECORD: 58-24 (.707)

HOME: 34-7

AWAY: 24-17

2ND ATLANTIC DIVISION

PLAYER	G-GS	MIN	FG-FGA	PCT	FT-FTA	PCT	OFF	DEF	TOT	AST	PF-DQ	STL	TO	BLK	PTS	AVG
Malone	79-79	2957	602-1284	.469	737-904	.815	385	646	1031	130	216-0	67	286	123	1941	24.6
Erving	78-78	2535	610-1236	.494	338-442	.765	172	242	414	233	199-0	135	208	109	1561	20.0
Toney	70-65	2237	450-914	.492	306-355	.862	35	142	177	363	211-1	65	224	24	1245	17.8
Barkley	82-60	2347	427-783	.545	293-400	.733	266	437	703	155	301-5	95	209	80	1148	14.0
Cheeks	78-78	2616	422-741	.570	175-199	.879	54	163	217	497	184-0	169	155	24	1025	13.1
Jones	80-8	1633	207-385	.538	186-216	.861	105	192	297	155	183-2	84	118	50	600	7.5
Richardson	74-20	1531	183-404	.453	76-89	.854	60	95	155	157	143-0	37	78	15	443	6.0
Threatt	82-0	1304	188-416	.452	66-90	.733	21	78	99	175	171-2	80	99	16	446	5.4
G. Johnson	55-3	756	107-263	.407	49-56	.875	48	116	164	38	99-0	31	49	16	264	4.8
C. Johnson	58-0	875	117-235	.498	36-49	.735	92	129	221	33	112-0	15	43	44	270	4.7
Wood	38-1	269	50-134	.373	18-26	.692	3	15	18	45	17-0	8	25	0	122	3.2
Williams	46-8	488	58-148	.392	28-47	.596	38	68	106	11	92-1	26	44	26	144	3.1
Iavaroni	12-10	156	12-31	.387	6-6	1.000	11	18	29	6	24-0	4	16	3	30	2.5
Hayes	11-0	101	10-18	.556	2-4	.500	11	23	34	1	19-0	1	2	4	22	2.0

**76ERS** 82 19805 3443-6992 .492 2316-2883 .803 1301 2364 3665 1999 1971-11 817 1575 534 9261 112.9  
**OPPONENTS** 82 19805 3494-7157 .488 1857-2397 .775 1183 2173 3356 2139 2209-32 753 1534 391 8925 108.8

3-PT FG: 76ERS 59-224 (.263), Malone 0-2 (.000), Erving 3-14 (.214), Toney 39-105 (.371), Barkley 1-6 (.167), Cheeks 6-26 (.231), Jones 0-4 (.000), Richardson 1-3 (.333), Threatt 4-22 (.182), G. Johnson 1-10 (.100), C. Johnson 0-1 (.000), Wood 4-30 (.133), Williams 0-1 (.000).  
 OPPONENTS 80-311 (.257).

## 1984-85 GAME-BY-GAME RESULTS

DATE	W/L	76ERS	OPP	TEAM	DATE	W/L	76ERS	OPP	TEAM
10/26	W	111	101	Cleveland	02/01	W	121	110	Chicago
10/27	W	111	108	at Atlanta	02/02	L	96	101	at New Jersey
10/30	W	118	96	at New Jersey	02/04	W	106	92	Atlanta
11/02	W	107	103	Dallas	02/06	W	116	111	Washington
11/07	W	134	113	Indiana	02/12	W	124	116	at Indiana
11/09	L	119	130	at Boston	02/13	W	131	129	New York
11/14	L	133	137 *	Detroit	02/15	L	107	112	Cleveland
11/16	W	101	90	at Detroit	02/16	W	125	114	at Detroit
11/17	W	109	100	at Chicago	02/18	L	113	120	at Cleveland
11/20	L	105	120	Washington	02/20	W	137	116	Golden State
11/21	W	112	107	at Indiana	02/22	W	110	99	Detroit
11/23	W	119	117 *	at Phoenix	02/24	W	117	108	Utah
11/24	L	110	114	at Denver	02/26	L	97	116	at Milwaukee
11/27	W	93	89	at Washington	02/28	W	127	119	at Kansas City
11/28	W	122	101	Indiana	03/03	L	90	99	at Houston
11/30	W	126	116	Portland	03/04	L	103	109	at San Antonio
12/02	W	114	112	New Jersey	03/06	W	96	86	Atlanta
12/05	W	112	111	Milwaukee	03/08	W	128	114	Seattle
12/07	W	122	116	L.A. Lakers	03/09	L	129	131 **	at New York
12/09	W	110	94	New York	03/13	W	121	103	L.A. Clippers
12/11	L	106	110	at New York	03/15	W	119	110	New York
12/12	W	110	107	Boston	03/16	W	127	107	New Jersey
12/14	W	115	111	at Milwaukee	03/19	L	89	116	at Cleveland
12/15	W	114	102	at Chicago	03/20	L	117	118 *	Kansas City
12/19	W	123	118	San Antonio	03/22	L	112	131	Milwaukee
12/21	L	101	104	Milwaukee	03/24	W	124	103	Denver
12/22	W	107	93	New Jersey	03/27	W	115	97	Washington
12/25	W	109	108	at Detroit	03/29	L	108	112	at Boston
12/28	W	114	111	at Utah	03/30	W	122	117	at Chicago
12/29	W	109	95	at Golden State	04/02	W	102	91	at Atlanta
01/01	W	111	106	at Portland	04/03	L	110	113	Cleveland
01/02	W	118	109	at Seattle	04/05	W	116	113	Chicago
01/05	W	110	106	at Milwaukee	04/06	L	117	121	at Indiana
01/07	W	100	99	Phoenix	04/09	W	113	104	Boston
01/09	W	126	122	Detroit	04/10	L	100	125	at New Jersey
01/11	W	115	108	Houston	04/12	W	111	105	Indiana
01/13	W	115	104	at Washington	04/13	L	106	118	at Washington
01/15	W	93	82	at New York					
01/16	W	122	99	Atlanta					
01/20	L	97	113	at Boston					
01/22	W	101	100	at Cleveland					
01/25	L	104	109	at L.A. Lakers					
01/26	W	120	113	at L.A. Clippers					
01/28	L	109	111	at Dallas					
01/30	W	122	104	Boston					

\* denotes overtime

\*\* denotes double-overtime

YEAR-BY-YEAR



## 1985-86 SEASON STATISTICS

RECORD: 54-28 (.659)      HOME: 31-10      AWAY: 23-18      2ND ATLANTIC DIVISION

PLAYER	G-GS	MIN	FG-FGA	PCT	FT-FTA	PCT	OFF	DEF	TOT	AST	PF-DQ	STL	TO	BLK	PTS	AVG
Malone	74-74	2706	571-1246	.458	617-784	.787	339	533	872	90	194-0	67	261	71	1759	23.8
Barkley	80-80	2952	595-1041	.572	396-578	.685	354	672	1026	312	333-8	173	350	125	1603	20.0
Erving	74-74	2474	521-1085	.480	289-368	.785	169	201	370	248	196-3	113	214	82	1340	18.1
Cheeks	82-82	3270	490-913	.537	282-335	.842	55	180	235	753	160-0	207	238	27	1266	15.4
McAdoo	29-0	609	116-251	.462	62-81	.765	25	78	103	35	64-0	10	49	18	294	10.1
Threatt	70-27	1754	310-684	.453	75-90	.833	21	100	121	193	157-1	93	102	5	696	9.9
Thompson	23-8	432	70-194	.361	37-43	.860	27	36	63	24	49-1	15	30	17	179	7.8
Catledge	64-7	1092	202-431	.469	90-139	.647	107	165	272	21	127-0	31	69	8	494	7.7
Jones	70-42	1519	189-338	.559	114-145	.786	49	120	169	126	159-0	48	90	50	492	7.0
Wood	29-1	455	57-136	.419	27-34	.794	9	18	27	75	24-0	14	20	0	154	5.3
Green	21-0	232	39-91	.429	14-23	.609	10	25	35	6	27-0	1	18	2	92	4.4
Moss	60-0	852	95-239	.397	54-74	.730	25	65	90	89	106-0	50	61	12	249	4.2
Toney	6-0	84	11-36	.306	3-8	.375	2	3	5	12	8-0	2	7	0	25	4.2
Stokes	31-13	350	56-119	.471	14-21	.667	27	30	57	17	56-0	14	19	11	126	4.1
Johnson	75-2	1069	105-223	.471	51-81	.630	106	149	255	15	129-0	23	38	62	261	3.5
Carter	4-0	36	5-16	.313	5-6	.833	0	1	1	1	8-0	0	1	0	15	3.8
Winters	4-0	17	3-13	.231	0-0	---	1	2	3	0	1-0	1	2	0	6	1.5
Young	2-0	2	0-2	.000	0-0	---	0	0	0	0	0-0	0	0	0	0	0.0

**76ERS** 82 19905 3435-7058 .487 2130-2810 .758 1326 2378 3704 2017 1798-13 862 1595 490 9051 110.4  
**OPPONENTS** 82 19905 3615-7328 .493 1546-2041 .757 1189 2228 3417 2255 2187-41 802 1520 469 8858 108.0

3-PT FG: 76ERS 51-224 (.228), Malone 0-1 (.000), Barkley 17-75 (.227), Erving 9-32 (.281), Cheeks 4-17 (.235), Threatt 1-24 (.042), Thompson 2-12 (.167), Catledge 0-4 (.000), Jones 0-1 (.000), Wood 13-29 (.448), Moss 5-25 (.200), Toney 0-2 (.000), Stokes 0-1 (.000), Winters 0-1 (.000), OPPONENTS 82-282 (.291).

### 1985-86 GAME-BY-GAME RESULTS

DATE	W/L	76ERS	OPP	TEAM	DATE	W/L	76ERS	OPP	TEAM
10/26	W	99	89	at New York	01/24	W	121	114	at Cleveland
10/29	L	117	119	at Milwaukee	01/26	L	103	105	at Boston
10/30	W	132	125 *	Detroit	01/28	W	106	99	at Seattle
11/01	L	102	106	at New Jersey	01/29	L	86	107	at Utah
11/02	L	113	114 *	at Atlanta	01/31	L	100	134	at L.A. Lakers
11/06	W	105	97	Indiana	02/01	L	121	125	at Golden State
11/08	L	95	107	San Antonio	02/05	W	142	107	New Jersey
11/10	W	105	97	Milwaukee	02/06	W	111	103	at Cleveland
11/13	W	110	106	Chicago	02/12	W	106	98	Chicago
11/16	L	97	118	at Washington	02/13	W	95	92	at New York
11/20	W	117	113	Golden State	02/15	L	133	134 *	at Detroit
11/22	L	103	110	at Boston	02/17	L	106	111	Milwaukee
11/23	L	114	119	Detroit	02/19	W	153	133	Portland
11/26	L	91	98	Boston	02/21	W	97	87	Washington
11/27	W	111	100	at New Jersey	02/23	L	111	117 *	L.A. Lakers
11/29	W	110	100	at Indiana	02/25	W	122	108	at Chicago
11/30	W	115	95	at New York	02/28	W	123	120	at Dallas
12/03	W	127	107	at Detroit	03/01	W	118	107	at Denver
12/04	W	115	110 *	Washington	03/04	L	121	128	at Atlanta
12/06	L	121	123	Denver	03/05	L	114	122 *	Atlanta
12/08	L	100	105	Seattle	03/07	L	95	125	at Milwaukee
12/11	W	125	110	Cleveland	03/09	W	120	102	Indiana
12/12	L	102	106	at Chicago	03/11	W	101	91	at Indiana
12/14	L	103	107	at Atlanta	03/12	W	105	95	New York
12/17	W	102	96	at Indiana	03/14	W	109	100	Cleveland
12/18	W	126	108	Houston	03/16	L	101	118	at Boston
12/20	W	112	105	Utah	03/17	W	118	112 *	at Cleveland
12/21	W	108	102	Boston	03/19	W	118	112	Chicago
12/26	W	117	108	at L.A. Clippers	03/21	W	112	105	Washington
12/28	W	100	98	at Phoenix	03/22	W	123	115	New Jersey
12/30	W	87	84	at Sacramento	03/24	L	93	100	at Washington
01/01	W	121	119 *	at Portland	03/26	W	112	103	Atlanta
01/04	L	100	115	at Houston	03/28	L	94	116	Milwaukee
01/06	W	108	102	at San Antonio	03/30	W	114	113	Dallas
01/08	W	116	114	L.A. Clippers	04/02	W	93	87	New York
01/10	W	113	102	Sacramento	04/04	W	122	102	Cleveland
01/11	W	102	101	at Detroit	04/06	W	95	94	Boston
01/14	W	123	105	at New Jersey	04/08	W	116	112	Detroit
01/15	L	89	123	New Jersey	04/11	W	130	122	Indiana
01/17	W	120	118 *	at Chicago	04/13	L	97	98	at Washington
01/20	W	103	93	New York					
01/22	W	118	111	Phoenix					

\* denotes overtime

# GENERAL INFORMATION

## 1986-87 SEASON STATISTICS

RECORD: 45-37 (.549)

HOME: 28-13

AWAY: 17-24

2ND ATLANTIC DIVISION

PLAYER	G-GS	MIN	FG-FGA	PCT	FT-FTA	PCT	OFF	DEF	TOT	AST	PF-DQ	STL	TO	BLK	PTS	AVG
Barkley	68-62	2740	557-937	.594	429-564	.761	390	604	994	331	252-5	119	322	104	1564	23.0
Erving	60-60	1918	400-850	.471	191-235	.813	115	149	264	191	137-0	76	158	94	1005	16.8
Cheeks	68-68	2624	415-788	.527	227-292	.777	47	168	215	538	109-0	180	173	15	1061	15.6
Robinson	55-30	1586	338-729	.464	139-184	.755	86	221	307	89	150-1	86	123	30	815	14.8
Hinson	76-58	2489	393-823	.478	273-360	.758	150	338	488	60	281-4	45	149	161	1059	13.9
McCormick	81-79	2817	391-718	.545	251-349	.719	180	431	611	114	270-4	36	153	64	1033	12.8
Toney	52-12	1058	197-437	.451	133-167	.796	16	69	85	188	78-0	18	112	8	549	10.6
Threatt	28-8	668	108-261	.414	42-53	.792	18	39	57	82	76-0	32	47	4	265	9.5
Ruland	5-2	116	19-28	.679	9-12	.750	12	16	28	10	13-0	0	10	4	47	9.4
Wingate	77-9	1612	259-602	.430	149-201	.741	70	86	156	155	169-1	93	128	19	680	8.8
Colter	43-13	849	120-255	.471	49-68	.721	14	52	66	116	61-0	37	38	6	293	6.8
Free	20-2	285	39-123	.317	36-47	.766	5	14	19	30	26-0	5	18	4	116	5.8
Green	19-0	172	25-70	.357	14-19	.737	6	22	28	7	8-0	4	15	2	64	3.4
McNamara	11-1	113	14-30	.467	7-19	.368	17	19	36	2	17-0	1	8	0	35	3.2
Lampley	1-0	16	1-3	.333	1-2	.500	1	4	5	0	0-0	1	1	0	3	3.0
Vranes	58-6	817	59-138	.428	21-45	.467	51	95	146	30	127-0	35	26	25	140	2.4
<b>76ERS</b>	<b>82</b>	<b>19880</b>	<b>3335-6792</b>	<b>.491</b>	<b>1971-2617</b>	<b>.753</b>	<b>1178</b>	<b>2327</b>	<b>3505</b>	<b>1943</b>	<b>1774-15</b>	<b>768</b>	<b>1519</b>	<b>540</b>	<b>8729</b>	<b>106.5</b>
<b>OPPONENTS</b>	<b>82</b>	<b>19880</b>	<b>3537-7204</b>	<b>.491</b>	<b>1552-2049</b>	<b>.757</b>	<b>1214</b>	<b>2202</b>	<b>3416</b>	<b>2202</b>	<b>1982-30</b>	<b>813</b>	<b>1372</b>	<b>446</b>	<b>8745</b>	<b>106.6</b>

3-PT FG: 76ERS 88-340 (.259), Barkley 21-104 (.202), Erving 14-53 (.264), Cheeks 4-17 (.235), Robinson 0-4 (.000), Hinson 0-1 (.000), McCormick 0-4 (.000), Toney 22-67 (.328), Threatt 7-16 (.438), Wingate 13-52 (.250), Colter 4-8 (.500), Free 2-9 (.222), Vranes 1-5 (.200).  
OPPONENTS 119-416 (.286).

## 1986-87 GAME-BY-GAME RESULTS

DATE	W/L	76ERS	OPP	TEAM	DATE	W/L	76ERS	OPP	TEAM
10/31	W	108	104	Indiana	01/30	W	121	112	Chicago
11/02	L	113	122	Atlanta	01/31	L	105	106	at Washington
11/04	L	121	125 **	at Indiana	02/03	W	99	94	at Indiana
11/05	W	107	101	Milwaukee	02/04	W	121	95	at New Jersey
11/07	W	114	97	San Antonio	02/10	L	99	104	at Chicago
11/09	W	125	119	at Portland	02/11	L	113	123 *	Detroit
11/11	W	121	114	at Seattle	02/14	L	107	125	at Detroit
11/13	L	104	112	at Golden State	02/16	W	111	101	at New York
11/14	L	97	127	at Phoenix	02/18	W	114	103	Golden State
11/16	W	103	90	at L.A. Clippers	02/20	W	123	91	Sacramento
11/19	W	98	94	New York	02/22	L	110	112 *	L.A. Lakers
11/21	L	110	120	Detroit	02/23	L	103	112	at Atlanta
11/23	W	114	104	Houston	02/26	L	94	96	at San Antonio
11/25	W	102	100	Boston	02/27	L	110	123	at Dallas
11/28	W	116	112	Portland	03/01	W	102	97	at Houston
12/03	W	115	110 *	Milwaukee	03/04	L	99	102	New York
12/05	L	106	108	at Boston	03/06	W	123	113	Washington
12/06	W	105	100	New Jersey	03/07	L	102	114	New Jersey
12/10	W	122	112	Indiana	03/10	W	100	91	at Cleveland
12/12	L	90	123	at New Jersey	03/11	W	117	108	Chicago
12/13	L	120	123	at Cleveland	03/14	L	95	98	at Detroit
12/16	L	91	103	at Milwaukee	03/18	W	109	107	Atlanta
12/17	L	107	110	Cleveland	03/20	W	116	106	Denver
12/19	W	122	100	Boston	03/21	W	105	102	at Milwaukee
12/20	L	88	98	Detroit	03/23	L	100	103	Dallas
12/22	L	111	114	Utah	03/24	L	91	93	at Chicago
12/25	L	97	102	Washington	03/27	W	110	99	New Jersey
12/27	W	99	95	at Sacramento	03/29	L	100	118	at Boston
12/28	L	85	111	at L.A. Lakers	03/31	W	116	105	at Cleveland
12/30	W	111	108	at Denver	04/01	W	108	99	Cleveland
01/02	W	104	99	at Utah	04/03	L	109	113	at New Jersey
01/05	W	108	102	L.A. Clippers	04/05	W	106	104 *	Boston
01/07	W	109	102	at Atlanta	04/06	L	101	108	at New York
01/09	L	84	94	New York	04/08	L	92	110	at Atlanta
01/10	L	111	117	at Washington	04/10	W	98	96 *	Chicago
01/13	W	101	94	at Indiana	04/13	W	113	105	Washington
01/14	W	96	93	Atlanta	04/15	L	95	128	at Milwaukee
01/17	L	89	105	at Chicago	04/17	L	111	115	Indiana
01/19	W	107	104	Phoenix	04/19	W	108	102	at Washington
01/21	W	129	123 *	Seattle					
01/25	L	96	111	at Boston					
01/27	W	108	103	at New York					
01/28	W	109	107	Cleveland					

\* denotes overtime

\*\* denotes double-overtime

YEAR-BY-YEAR



## 1987-88 SEASON STATISTICS

**RECORD: 36-46 (.439)**

**HOME: 27-14**

**AWAY: 9-32**

**4TH ATLANTIC DIVISION**

PLAYER	G-GS	MIN	FG-FGA	PCT	FT-FTA	PCT	OFF	DEF	TOT	AST	PF-DQ	STL	TO	BLK	PTS	AVG
Barkley	80-80	3170	753-1283	.587	714-951	.751	385	566	951	254	278-6	100	304	103	2264	28.3
Robinson	62-51	2110	483-1041	.464	210-293	.717	116	289	405	131	192-4	79	161	39	1178	19.0
Gminski	47-47	1767	290-652	.445	212-226	.938	163	331	494	84	98-0	36	94	85	792	16.9
Cheeks	79-79	2871	428-865	.495	227-275	.825	59	194	253	635	116-0	167	160	22	1086	13.7
Hinson	29-10	845	123-272	.452	89-124	.718	53	116	169	27	90-3	24	63	68	335	11.6
Wingate	61-22	1419	218-545	.400	99-132	.750	44	57	101	119	125-0	47	104	22	545	8.9
Coleman	43-14	841	110-213	.516	76-101	.752	58	119	177	23	120-1	15	55	25	296	6.9
G. Henderson	69-3	1436	189-439	.431	136-168	.810	26	71	97	218	173-0	67	125	5	581	8.4
McCormick	23-17	601	71-138	.514	37-53	.698	49	95	144	26	75-1	14	35	8	179	7.8
Toney	29-15	522	72-171	.421	58-72	.806	8	39	47	108	35-0	11	50	6	211	7.3
King	72-44	1593	211-540	.391	78-103	.757	71	145	216	109	219-4	39	93	18	517	7.2
D. Henderson	22-1	351	47-116	.405	32-47	.681	11	24	35	34	41-0	12	40	5	126	5.7
Welp	10-0	132	18-31	.581	12-18	.667	11	13	24	5	25-0	5	9	5	48	4.8
Askew	14-2	234	22-74	.297	8-11	.727	6	16	22	33	12-0	10	12	6	52	3.7
McNamara	42-18	581	152-333	.391	48-66	.727	66	91	157	18	67-0	4	26	12	152	3.6
Thornton	41-2	508	59-111	.532	29-47	.617	41	58	99	11	80-1	9	27	3	147	3.6
Colter	12-0	152	15-40	.375	7-9	.778	7	11	18	26	20-0	6	11	0	37	3.1
Vranes	57-5	772	53-121	.438	15-35	.429	45	72	117	36	100-0	27	25	33	121	2.1
<b>76ERS</b>	<b>82</b>	<b>19905</b>	<b>3214-6785</b>	<b>.474</b>	<b>2087-2731</b>	<b>.764</b>	<b>1219</b>	<b>2307</b>	<b>3526</b>	<b>1897</b>	<b>1866-20</b>	<b>672</b>	<b>1433</b>	<b>465</b>	<b>8667</b>	<b>105.7</b>
<b>OPPONENTS</b>	<b>82</b>	<b>19905</b>	<b>3501-7063</b>	<b>.496</b>	<b>1640-2163</b>	<b>.758</b>	<b>1109</b>	<b>2225</b>	<b>3334</b>	<b>2217</b>	<b>2118-25</b>	<b>718</b>	<b>1280</b>	<b>441</b>	<b>8785</b>	<b>107.1</b>

3-PT FG: 76ERS 152-471 (.323), Barkley 44-157 (.280), Robinson 2-9 (.222), Cheeks 3-22 (.136), Hinson 0-1 (.000), Wingate 10-40 (.250), Coleman 0-1 (.000), G. Henderson 67-159 (.421), Toney 9 -27 (.333), King 17-49 (.347), D. Henderson 0-1 (.000), Thornton 0-2 (.000), Vranes 0-3 (.000), OPPONENTS 143-423 (.338).

### 1987-88 GAME-BY-GAME RESULTS

DATE	W/L	76ERS	OPP	TEAM	DATE	W/L	76ERS	OPP	TEAM
11/06	W	108	95	Indiana	02/04	L	95	109	at Indiana
11/07	L	94	104	at Chicago	02/09	L	110	112	at Atlanta
11/13	L	94	113	Detroit	02/11	W	119	113 *	Milwaukee
11/14	L	83	104	at Atlanta	02/14	L	105	109	at New Jersey
11/18	W	113	109	at Detroit	02/15	L	95	102	at Detroit
11/20	W	116	85	Boston	02/17	L	107	115	Cleveland
11/21	L	88	101	at Cleveland	02/19	W	115	100	New Jersey
11/24	W	108	104	Cleveland	02/21	L	115	120 *	at Milwaukee
11/27	L	103	109	at Golden State	02/22	L	106	119	at Houston
11/28	L	114	115 *	at Sacramento	02/24	L	121	123 *	at San Antonio
11/30	W	106	100	at Utah	02/26	L	104	120	at Denver
12/02	L	85	88	at L.A. Clippers	02/27	L	91	100	at Dallas
12/04	W	118	105	Seattle	02/29	W	102	101	Chicago
12/08	W	109	96	at Chicago	03/03	L	93	97	at Chicago
12/09	W	94	86	Portland	03/04	L	108	110 *	at New York
12/12	L	121	131	Denver	03/06	W	105	100	at Indiana
12/16	W	114	102	San Antonio	03/07	L	104	110	L.A. Lakers
12/17	W	106	96	at New York	03/11	W	124	118	Sacramento
12/19	W	95	90	Dallas	03/13	W	104	96	Washington
12/20	L	87	124	at Boston	03/15	L	90	104	at Atlanta
12/22	L	115	118	Boston	03/16	W	115	108	New York
12/23	W	110	106	at New Jersey	03/18	W	129	109	Indiana
12/25	L	100	106	Atlanta	03/19	W	94	89	at Washington
12/28	L	101	117	at Phoenix	03/22	L	90	102	at New Jersey
12/29	L	115	131	at L.A. Lakers	03/23	L	102	118	Chicago
01/01	L	125	127	at Portland	03/25	W	97	93	at Boston
01/02	L	114	116	at Seattle	03/28	W	108	98	Houston
01/04	W	122	114	Phoenix	03/30	W	134	109	Milwaukee
01/06	W	116	93	Utah	04/01	L	93	105	Atlanta
01/08	W	117	103	L.A. Clippers	04/05	L	119	136	New York
01/09	W	126	110	Cleveland	04/08	L	86	96	Detroit
01/12	L	103	106	at Milwaukee	04/10	L	108	117	Boston
01/13	W	104	95	New Jersey	04/11	W	115	102	at Milwaukee
01/15	W	119	104	New York	04/13	W	98	97 *	Washington
01/16	L	96	110	at New York	04/15	L	101	103 *	Atlanta
01/20	L	98	110	Washington	04/16	L	92	126	at Indiana
01/24	L	99	131	at Washington	04/19	W	115	102	Milwaukee
01/25	L	117	118 *	at Washington	04/21	W	104	101	New Jersey
01/27	L	109	119 *	Chicago	04/23	L	99	104	at Cleveland
01/29	W	94	89	Indiana	04/24	L	118	128	at Detroit
01/31	L	85	100	at Boston					
02/03	W	96	84	Golden State					

\* denotes overtime





## 1989-90 SEASON STATISTICS

**RECORD: 53-29 (.646)**

**HOME: 34-7**

**AWAY: 19-22**

**1ST ATLANTIC DIVISION**

PLAYER	G-GS	MIN	FG-FGA	PCT	FT-FTA	PCT	OFF	DEF	TOT	AST	PF-DQ	STL	TO	BLK	PTS	AVG
Barkley	79-79	3085	706-1177	.600	557-744	.749	361	548	909	307	250-2	148	243	50	1989	25.2
Hawkins	82-82	2856	522-1136	.460	387-436	.888	85	219	304	261	217-2	130	185	28	1515	18.5
Dawkins	81-81	2865	465-950	.489	210-244	.861	48	199	247	601	159-1	121	214	9	1162	14.3
Gminski	81-81	2659	458-1002	.457	193-235	.821	196	491	687	128	136-0	43	98	102	1112	13.7
Anderson	78-3	2089	379-841	.451	165-197	.838	81	214	295	143	143-0	72	78	13	926	11.9
Mahorn	75-66	2271	313-630	.497	183-256	.715	167	401	568	98	251-2	44	104	103	811	10.8
Smith	75-7	1405	261-514	.508	130-186	.699	62	110	172	109	198-2	35	85	20	668	8.9
Vincent	17-5	259	45-105	.429	33-37	.892	13	23	36	8	23-0	10	14	2	124	7.3
Brooks	72-1	975	119-276	.431	50-57	.877	15	49	64	207	105-0	47	38	0	319	4.4
Payne	35-4	216	47-108	.435	16-18	.889	11	15	26	10	37-0	7	20	6	114	3.3
Copeland	23-0	110	31-68	.456	11-14	.786	4	6	10	9	12-0	1	19	1	74	3.2
Nimphius	38-1	314	38-91	.418	14-30	.467	22	39	61	6	45-0	4	12	18	90	2.4
Thornton	56-0	592	48-112	.429	26-51	.510	45	88	133	17	105-1	20	35	12	123	2.2
Gaines	9-0	81	4-12	.333	1-4	.250	1	4	5	26	11-0	4	10	0	10	1.1
Lloyd	2-0	10	1-2	.500	0-0	---	0	0	0	0	3-0	0	4	0	2	1.0
Shouse	3-0	18	0-4	.000	0-0	---	0	0	0	2	2-0	1	2	1	0	0.0
<b>76ERS</b>	<b>82</b>	<b>19805</b>	<b>3437-7028</b>	<b>.489</b>	<b>1976-2509</b>	<b>.788</b>	<b>1111</b>	<b>2406</b>	<b>3517</b>	<b>1932</b>	<b>1697-10</b>	<b>687</b>	<b>1209</b>	<b>365</b>	<b>9039</b>	<b>110.2</b>
<b>OPPONENTS</b>	<b>82</b>	<b>19805</b>	<b>3417-7117</b>	<b>.480</b>	<b>1584-2054</b>	<b>.771</b>	<b>1113</b>	<b>2356</b>	<b>3469</b>	<b>2155</b>	<b>1945-16</b>	<b>636</b>	<b>1234</b>	<b>380</b>	<b>8630</b>	<b>105.2</b>

3-PT FG: 76ERS 189-543 (.348), Barkley 20-92 (.217), Hawkins 84-200 (.420), Dawkins 22-66 (.333), Gminski 3-17 (.176), Anderson 3-21 (.143), Mahorn 2-9 (.222), Smith 16-36 (.444), Vincent 1-1 (1.000), Brooks 31-79 (.392), Payne 4-10 (.400), Copeland 1-5 (.200), Nimphius 0-1 (.000), Thornton 1-3 (.333), Gaines 1-2 (.500), Shouse 0-1 (.000). OPPONENTS 212-573 (.370).

### 1989-90 GAME-BY-GAME RESULTS

DATE	WL	76ERS	OPP	TEAM	DATE	WL	76ERS	OPP	TEAM
11/04	L	96	102	Milwaukee	02/02	W	119	109	Milwaukee
11/08	W	115	91	Miami	02/04	W	105	102	at Milwaukee
11/10	L	118	125 *	at Minnesota	02/05	W	114	89	Utah
11/11	W	104	96	at Milwaukee	02/07	L	112	113	Golden State
11/14	L	94	96	at Boston	02/08	L	99	101	at Orlando
11/15	W	109	96	Charlotte	02/14	W	122	112	New Jersey
11/17	W	108	101	San Antonio	02/16	W	100	96 *	Seattle
11/18	L	103	116	at Orlando	02/18	W	110	109	at Portland
11/22	W	113	103	at Miami	02/19	L	102	115	at Utah
11/24	W	121	108	Washington	02/21	W	96	95	at Golden State
11/25	W	111	103	at Indiana	02/23	L	116	122	at L.A. Lakers
11/29	W	114	84	Cleveland	02/24	L	99	126	at Phoenix
12/01	L	90	107	at Washington	02/26	W	129	110	Orlando
12/02	L	92	100	at Atlanta	03/01	W	105	100	at New York
12/05	L	103	110	at New York	03/02	L	112	115 *	at Detroit
12/06	W	121	98	Miami	03/05	W	128	105	L.A. Clippers
12/08	W	107	101	Detroit	03/07	W	110	93	New York
12/09	L	105	125	at Chicago	03/09	L	100	104	Portland
12/12	L	82	97	at New Jersey	03/11	L	105	107	at Boston
12/13	W	112	103	Atlanta	03/13	L	102	119	at Cleveland
12/15	L	88	95	Dallas	03/14	W	116	110	L.A. Lakers
12/20	W	118	111	Washington	03/16	W	119	110	New Jersey
12/22	W	89	88	at Boston	03/17	L	109	114	at Chicago
12/23	W	131	104	Chicago	03/19	W	108	94	at New Jersey
12/26	L	111	114	at Denver	03/21	W	118	97	Miami
12/27	L	106	110	at Seattle	03/23	W	115	99	Sacramento
12/29	L	95	105	at Sacramento	03/24	W	114	112 *	at Washington
12/30	W	100	95	at L.A. Clippers	03/28	W	122	104	Boston
01/03	L	94	103	at San Antonio	03/30	W	149	131	Denver
01/05	W	104	79	at Dallas	04/01	W	141	112	Phoenix
01/06	L	119	124 *	at Houston	04/03	W	133	112	Houston
01/08	W	120	116	Indiana	04/06	L	104	114	at New York
01/10	W	113	111	New York	04/07	W	112	108	at Atlanta
01/12	L	102	113	Cleveland	04/10	L	111	123	Atlanta
01/13	W	120	101	at Washington	04/12	W	110	77	Minnesota
01/17	W	112	108	Detroit	04/14	W	109	102	at Charlotte
01/19	W	102	95	at Miami	04/18	W	124	113	Indiana
01/20	W	108	98	New Jersey	04/19	W	107	97	at Detroit
01/23	W	103	88	at Cleveland	04/22	L	98	118	Boston
01/24	W	125	103	Orlando					
01/26	W	120	109	Chicago					
01/27	W	125	101	Washington					
01/31	W	112	108	at Indiana					

\* denotes overtime

# GENERAL INFORMATION

## 1990-91 SEASON STATISTICS

RECORD: 44-38 (.537)

HOME: 29-12

AWAY: 15-26

2ND ATLANTIC DIVISION

PLAYER	G-GS	MIN	FG-FGA	PCT	FT-FTA	PCT	OFF	DEF	TOT	AST	PF-DQ	STL	TO	BLK	PTS	AVG
Barkley	67-67	2498	665-1167	.570	475-658	.722	258	422	680	284	173-2	110	210	33	1849	27.6
Hawkins	80-80	3110	590-1251	.472	479-550	.871	48	262	310	299	182-0	178	213	39	1767	22.1
Gilliam	50-50	1695	292-621	.470	164-201	.816	134	230	364	78	120-1	35	110	32	748	15.0
Dawkins	4-4	124	26-41	.634	10-11	.909	0	16	16	28	4-0	3	8	0	63	15.8
Anderson	82-13	2340	512-1055	.485	165-198	.833	103	264	367	115	163-1	65	100	13	1198	14.6
Green	79-75	2248	334-722	.463	117-141	.830	33	104	137	413	130-0	57	108	6	793	10.0
Gminski	30-29	791	109-284	.384	53-63	.841	71	130	201	33	41-0	16	31	34	272	9.1
Mahorn	80-74	2439	261-559	.467	189-240	.788	151	470	621	118	276-6	79	127	56	711	8.9
Turner	70-1	1407	168-383	.439	64-87	.736	36	116	152	311	124-0	63	95	0	412	5.9
Oliver	73-4	800	111-272	.408	52-71	.732	18	62	80	88	76-0	34	50	4	279	3.8
Payne	47-6	444	68-189	.360	26-29	.897	17	49	66	16	43-0	10	21	6	166	3.5
Williams	52-1	508	72-161	.447	37-56	.661	41	70	111	16	92-1	9	40	6	182	3.5
Farmer	2-0	13	2-7	.286	2-2	1.000	2	3	5	0	0-0	0	1	0	6	3.0
Hoppen	11-0	43	6-12	.500	8-12	.667	4	5	9	0	11-0	1	1	0	20	1.8
Elie	3-0	20	2-7	.286	1-2	.500	0	1	1	1	2-0	0	3	0	6	2.0
Bol	82-6	1522	65-164	.396	24-41	.585	66	284	350	20	184-0	16	63	247	155	1.9
Harris	6-0	41	4-16	.250	2-4	.500	0	1	1	0	5-0	1	3	0	10	1.7
Reid	3-0	37	2-14	.143	0-0	---	2	7	9	4	3-0	1	3	3	4	1.3

**76ERS** 82 20080 3289-6925 .475 1868-2366 .790 984 2496 3480 1824 1629-11 678 1230 479 8641 105.4  
**OPPONENTS** 82 20080 3536-7432 .476 1388-1794 .774 1156 2519 3675 2220 1862-23 691 1177 391 8656 105.6

3-PT FG: 76ERS 195-618 (.316), Barkley 44-155 (.284), Hawkins 108-270 (.400), Gilliam 0-2 (.000), Dawkins 1-4 (.250), Anderson 9-43 (.209), Green 8-36 (.222), Gminski 1-8 (.125), Mahorn 0-9 (.000), Turner 12-33 (.364), Oliver 5-18 (.278), Payne 4-18 (.222), Williams 1-2 (.500), Farmer 0-1 (.000), Hoppen 0-1 (.000), Elie 1-2 (.500), Bol 1-14 (.071), Harris 0-2 (.000), OPPONENTS 196-660 (.297).

### 1990-91 GAME-BY-GAME RESULTS

DATE	WL	76ERS	OPP	TEAM	DATE	WL	76ERS	OPP	TEAM
11/02	W	124	116	at Chicago	02/03	L	102	110 **	at Minnesota
11/03	W	112	110 *	New Jersey	02/05	L	98	107	at Detroit
11/07	L	101	104	Dallas	02/06	W	108	100	Washington
11/08	L	111	141	at Milwaukee	02/12	L	106	121	at Portland
11/10	L	88	104	at Cleveland	02/14	L	81	98	at Sacramento
11/13	W	108	100	at Indiana	02/16	L	124	133	at Golden State
11/14	W	112	104	Atlanta	02/17	W	114	104	at L.A. Clippers
11/16	W	115	102 *	Washington	02/19	W	107	104 *	Seattle
11/17	L	79	106	at New York	02/22	W	103	96	at Miami
11/19	W	109	101	Charlotte	02/23	W	103	90	at New Jersey
11/21	W	101	99	Sacramento	02/25	W	92	90	L.A. Lakers
11/23	W	111	105	Cleveland	02/27	W	107	103	Atlanta
11/24	W	124	121	at Atlanta	03/01	W	121	111	Portland
11/27	L	92	98	at New Jersey	03/03	L	92	95	Utah
11/28	W	116	106	Indiana	03/05	L	99	104	at San Antonio
11/30	L	94	96	at Detroit	03/06	W	97	92	at Dallas
12/01	W	116	110	Boston	03/09	L	80	97	at Houston
12/04	W	109	108 *	Milwaukee	03/12	W	133	129 **	at Atlanta
12/07	W	135	126	Denver	03/13	L	94	102	New York
12/11	W	119	114	at Orlando	03/15	W	105	103 *	Miami
12/12	L	100	108	Houston	03/17	L	105	110	at Boston
12/14	W	95	92	Miami	03/18	W	99	91	Orlando
12/18	W	110	99	L.A. Clippers	03/20	W	107	103	Detroit
12/19	L	105	115	at Boston	03/22	W	95	90	Chicago
12/21	W	126	102	at Miami	03/23	L	99	102	at Washington
12/22	W	106	99	Detroit	03/26	L	95	98 *	at New Jersey
12/26	W	106	105 *	at Washington	03/28	L	90	94	at Charlotte
12/28	L	96	115	at Phoenix	03/29	W	124	107	Charlotte
12/30	L	107	115	at L.A. Lakers	03/31	W	110	101	Cleveland
01/02	L	99	127	at Seattle	04/02	L	104	121	Milwaukee
01/04	L	99	102	at Utah	04/03	W	107	104	at Indiana
01/05	W	120	104	at Denver	04/07	W	114	111 *	at Chicago
01/07	L	102	111 *	San Antonio	04/10	W	100	84	New York
01/09	L	99	107	Chicago	04/12	L	85	95	Washington
01/11	W	120	105	at Milwaukee	04/14	L	88	96	Minnesota
01/12	W	109	99	New Jersey	04/16	L	99	108 *	at New York
01/18	L	138	141 *	Golden State	04/18	W	122	97	Boston
01/19	L	97	112	New York	04/19	L	100	114	at Miami
01/21	L	116	117 *	at New York	04/21	L	110	123	at Cleveland
01/23	L	109	110	Indiana					
01/25	W	116	94	Boston					
01/26	L	75	79	at Charlotte					
02/01	W	96	89	Phoenix					

\* denotes overtime

\*\* denotes double-overtime

YEAR-BY-YEAR



## 1991-92 SEASON STATISTICS

**RECORD: 35-47 (.427)**

**HOME: 23-18**

**AWAY: 12-29**

**5TH ATLANTIC DIVISION**

PLAYER	G-GS	MIN	FG-FGA	PCT	FT-FTA	PCT	OFF	DEF	TOT	AST	PF-DQ	STL	TO	BLK	PTS	AVG
Barkley	75-75	2881	622-1126	.552	454-653	.695	271	559	830	308	196-2	136	235	44	1730	23.1
Hawkins	81-81	3013	521-1127	.462	403-461	.874	53	218	271	248	174-0	157	189	43	1536	19.0
Gilliam	81-81	2771	512-1001	.511	343-425	.807	234	426	660	118	176-1	51	166	85	1367	16.9
Anderson	82-11	2432	469-1008	.465	143-163	.877	96	182	278	135	128-0	86	109	11	1123	13.7
Dawkins	82-82	2815	394-902	.437	164-186	.882	42	185	227	567	158-0	89	183	5	988	12.0
Shackelford	72-62	1399	205-422	.486	63-95	.663	145	270	415	46	205-3	38	62	51	473	6.6
Wiggins	49-0	569	88-229	.384	35-51	.686	43	51	94	22	67-0	20	25	1	211	4.3
Mayes	21-0	215	28-94	.298	20-30	.667	3	12	15	32	32-0	14	28	1	90	4.3
Williams	50-8	646	75-206	.364	56-88	.636	62	83	145	12	110-1	20	44	20	206	4.1
Ruland	13-5	209	20-38	.526	11-16	.688	16	31	47	5	45-0	7	20	4	51	3.9
Grant	55-0	834	99-217	.456	19-22	.864	13	52	65	199	73-0	37	41	2	224	4.1
Payne	49-3	353	65-145	.448	9-13	.692	13	41	54	17	34-0	16	19	8	144	2.9
Oliver	34-0	279	33-100	.330	15-22	.682	10	20	30	20	33-0	10	24	2	81	2.4
Anslley	8-0	32	5-11	.455	5-6	.833	2	2	4	2	6-0	0	3	0	15	1.9
Bol	71-2	1267	49-128	.383	12-26	.462	54	168	222	22	139-1	11	41	205	110	1.5
Hoppen	11-0	40	2-7	.286	5-10	.500	1	9	10	2	6-0	0	3	0	9	0.8

**76ERS 82 19755 3187-6761 471 1757-2267 .775 1058 2309 3367 1755 1582-8 692 1238 482 8358 101.9**

**OPPONENTS 82 19755 3449-7145 483 1375-1772 .776 1171 2365 3536 2226 1766-11 686 1184 454 8462 103.2**

3-PT FG: 76ERS 227-680 (.334), Barkley 32-137 (.234), Hawkins 91-229 (.397), Gilliam 0-2 (.000), Anderson 42-127 (.331), Dawkins 36-101 (.356), Shackelford 0-1 (.000), Wiggins 0-1 (.000), Mayes 14-39 (.359), Grant 7-18 (.389), Payne 5-12 (.417), Oliver 0-4 (.000), Bol 0-9 (.000).

OPPONENTS 189-615 (.307).

### 1991-92 GAME-BY-GAME RESULTS

DATE	WL	76ERS	OPP	TEAM	DATE	WL	76ERS	OPP	TEAM
11/01	L	90	110	at Chicago	01/28	L	109	110	at Atlanta
11/02	L	115	122	Orlando	01/29	L	90	115	Indiana
11/05	W	107	106	at Washington	01/31	W	112	88	Orlando
11/06	W	107	105	New Jersey	02/01	W	126	110	Boston
11/08	W	126	116	Golden State	02/05	L	108	110	* Cleveland
11/11	W	102	99	Milwaukee	02/11	W	114	102	at Miami
11/13	W	121	100	at Orlando	02/12	L	87	102	New Jersey
11/15	L	97	122	at Boston	02/14	L	99	107	at New Jersey
11/16	W	89	86	at Detroit	02/16	L	83	90	Detroit
11/20	W	114	107	Miami	02/18	W	94	90	at Dallas
11/22	L	92	99	Atlanta	02/20	L	101	110	at Houston
11/23	L	92	100	at New York	02/21	L	90	100	at San Antonio
11/26	L	91	95	Cleveland	02/24	W	108	96	Sacramento
11/27	L	97	107	at Cleveland	02/26	L	89	95	at Orlando
11/29	L	92	95	at Miami	02/27	L	84	136	at Charlotte
11/30	L	91	93	L.A. Lakers	02/29	W	101	92	at Washington
12/03	L	86	88	at New Jersey	03/04	W	107	102	Atlanta
12/06	W	105	102	* Portland	03/06	W	88	86	Dallas
12/07	W	103	100	Chicago	03/08	L	99	103	Chicago
12/11	L	88	98	Denver	03/09	L	99	111	New York
12/13	W	104	95	at Minnesota	03/11	W	111	93	Indiana
12/14	W	104	95	Seattle	03/13	L	104	108	Phoenix
12/18	L	105	107	Utah	03/14	L	105	110	at Milwaukee
12/20	W	127	99	Miami	03/18	L	85	91	at Detroit
12/21	L	97	110	at Milwaukee	03/19	L	116	123	* Charlotte
12/23	L	106	114	Charlotte	03/22	L	100	108	at Indiana
12/26	W	113	110	at Indiana	03/23	W	105	92	San Antonio
12/28	L	95	102	at L.A. Clippers	03/25	L	94	100	at Utah
12/30	L	93	109	at Denver	03/27	L	113	117	at Phoenix
01/02	L	110	114	at Sacramento	03/29	L	88	117	at L.A. Lakers
01/04	W	112	93	at Seattle	03/30	L	106	124	at Golden State
01/05	L	102	115	at Portland	04/01	W	108	91	Miami
01/08	W	114	104	Houston	04/04	W	126	121	at Atlanta
01/10	W	102	90	L.A. Clippers	04/08	L	71	89	Detroit
01/11	L	102	108	at Cleveland	04/10	L	99	115	at New York
01/14	L	80	103	at Chicago	04/12	L	90	94	Milwaukee
01/17	L	95	98	at Boston	04/14	L	94	99	Boston
01/18	W	105	101	at Washington	04/15	L	99	102	at Orlando
01/20	W	99	91	Washington	04/17	W	122	112	at Charlotte
01/22	W	119	109	New York	04/18	W	111	104	Washington
01/24	W	119	86	Minnesota					
01/25	W	115	94	New Jersey					

\* denotes overtime



# GENERAL INFORMATION

## 1992-93 SEASON STATISTICS

RECORD: 26-56 (.317)

HOME: 15-26

AWAY: 11-30

6TH ATLANTIC DIVISION

PLAYER	G-GS	MIN	FG-FGA	PCT	FT-FTA	PCT	OFF	DEF	TOT	AST	PF-DQ	STL	TO	BLK	PTS	AVG
Hawkins	81-81	2977	551-1172	.470	419-487	.860	91	255	346	317	189-0	137	180	30	1643	20.3
Hornacek	79-78	2860	582-1239	.470	250-289	.865	84	258	342	548	203-2	131	222	21	1511	19.1
Weatherspoon	82-82	2654	494-1053	.469	291-408	.713	179	410	589	147	188-1	85	176	67	1280	15.6
Gilliam	80-26	1742	359-774	.464	274-325	.843	136	336	472	116	123-0	37	157	54	992	12.4
Jordan	4-0	106	18-41	.439	8-17	.471	5	14	19	3	14-0	3	12	5	44	11.0
Perry	81-51	2104	287-613	.468	147-207	.710	154	255	409	126	159-0	40	123	91	731	9.0
Dawkins	74-10	1598	258-590	.437	113-142	.796	33	103	136	339	91-0	80	121	4	655	8.9
Anderson	69-0	1263	225-544	.414	72-89	.809	62	122	184	93	75-0	31	63	5	561	8.1
Payne	13-0	154	38-90	.422	4-4	1.000	4	20	24	18	15-0	5	7	2	84	6.5
Wilkins	26-0	192	55-97	.567	48-78	.615	14	26	40	2	34-1	7	17	1	158	6.1
Lang	73-59	1861	149-351	.425	87-114	.763	136	300	436	79	261-4	46	89	141	386	5.3
Shackelford	48-0	568	80-164	.488	31-49	.633	65	140	205	26	92-1	13	36	25	191	4.0
Grant	72-0	996	77-220	.350	20-31	.645	24	43	67	206	73-0	43	54	1	194	2.7
Bol	58-23	855	52-127	.409	12-19	.632	44	149	193	18	87-0	14	50	119	126	2.2

**76ERS** 82 19930 3225-7075 456 1776-2259 .786 1031 2431 3462 2038 1604-9 672 1362 566 8556 104.3

**OPPONENTS** 82 19930 3666-7548 486 1417-1878 .755 1258 2634 3892 2406 1790-13 781 1290 491 9029 110.1

3-PT FG: 76ERS 330-941 (.351), Hawkins 122-307 (.397), Hornacek 97-249 (.390), Weatherspoon 1-4 (.250), Gilliam 0-1 (.000), Perry 10-49 (.204), Dawkins 26-84 (.310), Anderson 39-120 (.325), Payne 4-18 (.222), Wilkins 0-2 (.000), Lang 1-5 (.200), Shackelford 0-2 (.000), Grant 20-68 (.294), Bol 10-32 (.313). OPPONENTS 280-782 (.358).

### 1992-93 GAME-BY-GAME RESULTS

DATE	WL	76ERS	OPP	TEAM	DATE	WL	76ERS	OPP	TEAM
11/06	L	111	114	New Jersey	02/08	L	115	120 *	New York
11/07	L	85	89	at New York	02/10	L	90	98	Houston
11/11	L	114	120	at Indiana	02/12	L	122	126	at Denver
11/13	W	126	115	at Boston	02/13	W	119	96	at Dallas
11/18	L	110	120	Orlando	02/16	L	111	149	at Houston
11/20	W	129	128 ***	Miami	02/18	L	98	103	at San Antonio
11/21	W	104	95	at New Jersey	02/23	L	89	101	at Detroit
11/24	L	119	127	at Charlotte	02/24	L	107	132	Atlanta
11/25	L	105	111	Atlanta	02/26	W	114	111	Milwaukee
11/27	L	111	115	Milwaukee	03/01	L	118	131	at Golden State
11/28	L	109	117	Boston	03/03	L	115	125	at Phoenix
12/02	L	82	98	San Antonio	03/05	L	97	101 *	at L.A. Lakers
12/04	L	99	101	Detroit	03/06	L	93	149	at Seattle
12/05	L	88	112	at Detroit	03/08	W	92	83	at Minnesota
12/09	W	115	104	Seattle	03/10	L	100	104	Boston
12/11	L	110	125	L.A. Clippers	03/12	L	95	101	L.A. Lakers
12/12	W	103	96	at Atlanta	03/16	L	98	110	at Cleveland
12/15	L	107	119	at Orlando	03/17	L	89	94	Washington
12/16	L	97	115	Cleveland	03/19	L	87	89	Dallas
12/18	L	98	112	Utah	03/20	L	86	112	at Milwaukee
12/19	W	98	96	at Chicago	03/23	W	88	80	Denver
12/21	W	113	101	Indiana	03/24	L	100	113	Chicago
12/26	L	115	121 *	at Portland	03/26	L	84	103	Cleveland
12/27	W	110	106	at L.A. Clippers	03/28	L	100	110	Phoenix
12/30	L	110	119	at Utah	03/30	L	77	91	at New Jersey
01/02	L	98	154	at Sacramento	03/31	L	103	109	at Boston
01/06	W	132	106	New Jersey	04/02	L	91	96	Portland
01/08	W	119	117	at Washington	04/04	W	112	102	Sacramento
01/09	W	104	91	Chicago	04/06	L	90	116	at Orlando
01/12	L	93	112	at Indiana	04/07	W	98	90	at Washington
01/13	W	129	122	Golden State	04/09	L	113	122	Charlotte
01/15	L	105	110 *	at New Jersey	04/10	L	114	119	at Miami
01/16	W	123	108	Detroit	04/12	L	101	120	at Charlotte
01/18	W	124	118 *	Orlando	04/15	W	101	85	Orlando
01/20	W	115	112 *	at Miami	04/18	W	106	79	Minnesota
01/22	L	91	109	New York	04/20	L	94	123	at Chicago
01/23	W	113	104	at Milwaukee	04/21	W	107	97	Miami
01/26	L	90	98	at New York	04/23	L	84	99	New York
01/27	L	125	127 *	Indiana	04/25	L	103	107	at Cleveland
01/29	W	92	86	Washington					
01/30	L	123	149	at Atlanta					
02/03	L	118	129	Charlotte					
02/05	L	93	105	at Boston					

\* denotes overtime

\*\*\* denotes triple-overtime

YEAR-BY-YEAR



## 1993-94 SEASON STATISTICS

**RECORD: 25-57 (.305)**

**HOME: 15-26**

**AWAY: 10-31**

**6TH ATLANTIC DIVISION**

PLAYER	G-GS	MIN	FG-FGA	PCT	FT-FTA	PCT	OFF	DEF	TOT	AST	PF-DQ	STL	TO	BLK	PTS	AVG
Weatherspoon	82-82	3147	602-1246	.483	298-430	.693	254	578	832	192	152-0	100	195	116	1506	18.4
Hornacek	53-53	1994	325-715	.455	178-204	.873	41	171	212	315	115-0	95	138	10	880	16.6
J. Malone	27-23	903	187-389	.481	76-94	.809	23	61	84	59	46-0	14	28	0	454	16.8
Barros	81-70	2519	412-878	.469	116-145	.800	28	168	196	424	96-0	107	167	5	1075	13.3
Woolridge	74-1	1955	364-773	.471	208-302	.689	103	195	298	139	186-1	41	142	56	937	12.7
Bradley	49-45	1385	201-491	.409	102-168	.607	98	208	306	98	170-3	45	148	147	504	10.3
Perry	80-68	2336	272-625	.435	102-176	.580	117	287	404	94	154-1	60	80	82	719	9.0
Dawkins	72-12	1343	177-423	.418	84-100	.840	28	95	123	263	74-0	63	111	5	475	6.6
M. Malone	55-0	618	102-232	.440	90-117	.769	106	120	226	34	52-0	11	59	17	294	5.3
Austin	14-0	201	29-66	.439	14-23	.609	25	44	69	17	29-0	5	17	10	72	5.1
Leckner	71-36	1163	139-286	.486	84-130	.646	75	207	282	86	190-2	18	86	34	362	5.1
Graham	70-6	889	122-305	.400	92-110	.836	21	65	86	66	54-0	61	65	4	338	4.8
Green	35-0	332	63-182	.346	13-18	.722	10	24	34	16	21-0	18	27	6	149	4.3
Kidd	68-14	884	100-169	.592	47-86	.547	76	157	233	19	129-0	19	44	23	247	3.6
Edwards	3-0	44	2-18	.111	2-5	.400	5	9	14	4	6-0	3	4	1	6	2.0
Curry	10-0	43	3-14	.214	3-4	.750	0	1	1	1	6-0	1	3	0	9	0.9
Bol	4-0	49	3-7	.429	0-0	---	2	4	6	0	8-0	2	0	9	6	1.5
<b>76ERS</b>	<b>82</b>	<b>19805</b>	<b>3103-6819</b>	<b>.455</b>	<b>1509-2112</b>	<b>.714</b>	<b>1012</b>	<b>2394</b>	<b>3406</b>	<b>1827</b>	<b>1488-7</b>	<b>663</b>	<b>1368</b>	<b>526</b>	<b>8033</b>	<b>98.0</b>
<b>OPPONENTS</b>	<b>82</b>	<b>19805</b>	<b>3549-7338</b>	<b>.484</b>	<b>1297-1744</b>	<b>.744</b>	<b>1202</b>	<b>2607</b>	<b>3809</b>	<b>2357</b>	<b>1729-10</b>	<b>806</b>	<b>1190</b>	<b>385</b>	<b>8658</b>	<b>105.6</b>

3-PT FG: 76ERS 318-942 (.338), Weatherspoon 4-17 (.235), Hornacek 52-166 (.313), J. Malone 4-6 (.667), Barros 135-354 (.381), Woolridge 1-14 (.071), Bradley 0-3 (.000), Perry 73-200 (.365), Dawkins 37-105 (.352), M. Malone 0-1 (.000), Austin 0-1 (.000), Leckner 0-2 (.000), Graham 2-25 (.080), Green 10-41 (.244), Edwards 0-5 (.000), Curry 0-2 (.000), OPPONENTS 263-795 (.331).

### 1993-94 GAME-BY-GAME RESULTS

DATE	W/L	76ERS	OPP	TEAM	DATE	W/L	76ERS	OPP	TEAM
11/05	W	94	82	Washington	02/02	L	97	105	Cleveland
11/06	L	89	114	at Orlando	02/04	L	95	102	Washington
11/09	L	86	95	at New York	02/05	W	96	94	at Miami
11/10	L	89	91	Boston	02/07	W	125	117	Charlotte
11/12	L	93	105	at Washington	02/09	L	79	114	New York
11/13	W	98	97	at New Jersey	02/15	L	105	133	at Seattle
11/15	L	84	88	Houston	02/16	L	92	94 *	at Sacramento
11/17	L	90	92	Atlanta	02/18	L	93	109	at Portland
11/19	W	124	115	Utah	02/20	L	95	107	at L.A. Lakers
11/21	L	89	103	at Detroit	02/21	L	92	119	at Utah
11/24	W	108	97	at Indiana	02/23	L	102	106	New Jersey
11/26	L	88	100	Golden State	02/25	L	84	115	Miami
11/27	L	79	111	at Atlanta	02/26	L	102	118	Atlanta
11/30	L	80	92	Seattle	03/01	L	103	109	Washington
12/04	L	82	90	San Antonio	03/03	L	87	95	at Cleveland
12/08	W	95	88 *	Chicago	03/05	L	83	120	at Miami
12/10	L	103	109	Sacramento	03/06	L	99	126	at New Jersey
12/11	W	99	86	at Milwaukee	03/09	L	101	117	Orlando
12/13	L	107	112	at Boston	03/11	L	105	112	at Orlando
12/15	W	101	93	Denver	03/13	W	114	97	at Washington
12/17	W	105	94	L.A. Lakers	03/15	L	87	96	at Minnesota
12/18	L	90	113	at Miami	03/18	L	98	100	Minnesota
12/20	W	121	92	Detroit	03/20	L	101	103	at Milwaukee
12/22	L	90	98	Miami	03/22	L	91	125	at Charlotte
12/27	L	86	96	at L.A. Clippers	03/23	L	87	99	Chicago
12/28	W	107	90	at Golden State	03/25	L	88	105	Cleveland
12/30	L	107	119	at Phoenix	03/27	L	122	124 *	at Boston
01/02	W	96	80	at Denver	03/29	L	103	106	at Chicago
01/04	L	84	107	at San Antonio	04/01	L	100	111	Portland
01/07	W	103	93	at Dallas	04/03	L	112	135	Boston
01/08	L	93	100	at Houston	04/06	W	115	114	Milwaukee
01/10	W	99	94	Boston	04/08	W	100	97	New York
01/12	W	117	98	L.A. Clippers	04/09	L	122	127 *	Charlotte
01/14	W	104	102 *	Indiana	04/12	W	134	107	at Detroit
01/15	L	67	110	at Cleveland	04/13	L	87	115	Indiana
01/17	L	91	121	at Chicago	04/16	L	94	123	at Atlanta
01/19	L	103	115	at Charlotte	04/19	L	110	115	New Jersey
01/22	L	112	121	Orlando	04/21	L	82	130	at New York
01/23	W	99	92	at New York	04/22	L	88	133	at Indiana
01/26	W	104	90	Dallas	04/24	W	110	102	Detroit
01/28	L	103	108	Phoenix					
01/29	W	94	89	Milwaukee					

\* denotes overtime

# GENERAL INFORMATION

## 1994-95 SEASON STATISTICS

RECORD: 24-58 (.293)

HOME: 14-27

AWAY: 10-31

6TH ATLANTIC DIVISION

PLAYER	G-GS	MIN	FG-FGA	PCT	FT-FTA	PCT	OFF	DEF	TOT	AST	PF-DQ	STL	TO	BLK	PTS	AVG
Barros	82-82	3318	571-1165	.490	347-386	.899	27	247	274	619	159-1	149	242	4	1686	20.6
Malone	19-19	660	144-284	.507	51-59	.864	11	44	55	29	35-0	15	29	0	350	18.4
Weatherspoon	76-76	2991	543-1238	.439	283-377	.751	144	382	526	215	195-1	115	191	67	1373	18.1
Burton	53-31	1564	243-606	.401	220-267	.824	49	115	164	96	167-3	32	122	19	812	15.3
Wright	79-49	2044	361-776	.465	182-282	.645	191	281	472	48	246-5	37	151	104	904	11.4
Bradley	82-59	2365	315-693	.455	148-232	.638	243	416	659	53	338-18	54	142	274	778	9.5
Grayer	47-25	1098	163-381	.428	58-83	.699	58	91	149	74	80-1	27	56	4	389	8.3
Williams	77-43	1781	206-434	.475	79-107	.738	173	312	485	59	237-4	71	84	40	491	6.4
Graham	50-7	775	95-223	.426	55-73	.753	19	43	62	66	76-0	29	48	6	251	5.0
Gaines	11-8	280	24-51	.471	5-11	.455	1	17	18	33	23-0	8	14	1	55	5.0
Abdelnaby	3-0	30	1-11	.091	0-0	---	3	5	8	0	2-0	0	5	0	2	0.7
Alston	64-1	1032	120-258	.465	59-120	.492	98	121	219	33	107-1	39	53	35	299	4.7
Daniels	5-0	63	9-27	.333	2-2	1.000	2	5	7	4	8-0	2	8	0	23	4.6
Harmon	10-0	158	21-53	.396	3-6	.500	9	14	23	12	12-0	9	7	0	46	4.6
Ford	5-0	98	9-39	.231	1-2	.500	8	12	20	9	5-0	1	8	0	19	3.8
Tyler	55-8	809	72-189	.381	35-50	.700	13	49	62	174	58-0	36	97	2	195	3.5
Jackson	21-1	257	25-68	.368	16-24	.667	18	24	42	19	33-0	9	17	5	70	3.3
Perry	42-1	446	27-78	.346	22-40	.550	38	51	89	12	51-0	10	21	15	76	1.8
Pritchard	5-0	36	0-3	.000	1-4	.250	0	1	1	11	3-0	0	5	0	1	0.2
<b>76ERS</b>	<b>82</b>	<b>19805</b>	<b>2949-6577</b>	<b>.445</b>	<b>1567-2125</b>	<b>.737</b>	<b>1105</b>	<b>2230</b>	<b>3335</b>	<b>1566</b>	<b>1835-34</b>	<b>643</b>	<b>1355</b>	<b>576</b>	<b>7820</b>	<b>95.4</b>
<b>OPPONENTS</b>	<b>82</b>	<b>19805</b>	<b>3100-6663</b>	<b>.465</b>	<b>1569-2057</b>	<b>.763</b>	<b>1143</b>	<b>2317</b>	<b>3460</b>	<b>1992</b>	<b>1859-22</b>	<b>712</b>	<b>1299</b>	<b>422</b>	<b>8236</b>	<b>100.4</b>

3-PT FG: 76ERS 355-936 (.379), Barros 197-425 (.464), Malone 11-28 (.393), Weatherspoon 4-21 (.190), Burton 106-275 (.385), Wright 0-8 (.000), Bradley 0-3 (.000), Grayer 5-15 (.333), Williams 0-7 (.000), Graham 6-28 (.214), Gaines 2-15 (.133), Alston 0-4 (.000), Daniels 3-14 (.214), Harmon 1-1 (.000), Ford 0-9 (.000), Tyler 16-51 (.314), Jackson 4-15 (.267), Perry 0-14 (.000), Pritchard 0-3 (.000). OPPONENTS 467-1287 (.363).

### 1994-95 GAME-BY-GAME RESULTS

DATE	W/L	76ERS	OPP	TEAM	DATE	W/L	76ERS	OPP	TEAM
11/04	L	86	91	Milwaukee	02/01	W	98	89	Washington
11/05	L	107	122	at Orlando	02/03	L	86	106	New York
11/07	L	83	98	at Chicago	02/04	W	102	96	at Milwaukee
11/09	W	98	97	Washington	02/06	L	92	107	Atlanta
11/11	L	100	107	Dallas	02/07	L	84	90	at Cleveland
11/12	L	103	116	Orlando	02/15	L	97	101	Minnesota
11/15	L	98	99	at Detroit	02/17	L	83	129	at Orlando
11/16	W	109	96	Miami	02/18	W	95	89	Denver
11/18	W	97	83	L.A. Clippers	02/20	L	85	98	at Golden State
11/22	L	99	102	at Atlanta	02/22	L	100	112	at L.A. Lakers
11/25	W	109	71	at Minnesota	02/23	L	75	105	at Denver
11/26	L	99	108	Boston	02/26	L	99	104	at New York
12/02	W	99	96	Sacramento	02/28	W	106	102	at Washington
12/03	W	83	78	at Cleveland	03/03	W	102	98	at New Jersey
12/05	L	96	101 *	New York	03/04	L	94	106	Chicago
12/07	W	111	102	at Miami	03/08	L	108	115 *	New Jersey
12/09	L	88	94	Indiana	03/10	L	94	100	San Antonio
12/10	L	103	107	at New York	03/12	L	72	92	Cleveland
12/13	W	105	90	Miami	03/14	L	107	136	Houston
12/14	L	96	99	at Milwaukee	03/16	L	86	112	at San Antonio
12/16	L	80	84	Cleveland	03/17	L	101	103	at Dallas
12/17	L	92	97	Detroit	03/19	L	103	114	at Houston
12/20	L	88	91	Utah	03/22	W	119	102	Golden State
12/22	L	91	103	at Charlotte	03/24	L	75	107	Boston
12/23	W	85	77	at Boston	03/25	L	75	84	Indiana
12/26	W	101	94	at Portland	03/29	W	99	81	Charlotte
12/28	L	102	121	at Seattle	03/31	W	86	85	Portland
12/30	L	82	85	at Sacramento	04/01	L	84	91	at Chicago
01/04	L	122	127	at Phoenix	04/04	L	92	95	at Miami
01/05	L	93	95	at L.A. Clippers	04/05	L	66	84	at Charlotte
01/07	L	90	111	at Utah	04/07	L	81	91	at Boston
01/11	L	77	115	Chicago	04/08	W	109	99	Orlando
01/13	L	101	110	New Jersey	04/11	L	106	110 *	Atlanta
01/14	L	70	91	at Orlando	04/13	W	102	94	New Jersey
01/16	L	110	116	Detroit	04/15	W	97	87	at New Jersey
01/18	W	92	80	at Atlanta	04/17	L	90	101	Charlotte
01/20	L	98	102	at Washington	04/19	L	91	103	at Indiana
01/21	W	117	113 *	L.A. Lakers	04/21	W	113	106	Miami
01/24	L	105	116	at Detroit	04/23	L	90	106	at Washington
01/25	L	97	98	Milwaukee					
01/27	L	107	108	Phoenix					
01/28	L	103	106 *	at Indiana					
01/30	L	104	109	Seattle					

\* denotes overtime

YEAR-BY-YEAR



## 1995-96 SEASON STATISTICS

**RECORD: 18-64 (.220)**

**HOME: 11-30**

**AWAY: 7-34**

**7TH ATLANTIC DIVISION**

PLAYER	G-GS	MIN	FG-FGA	PCT	FT-FTA	PCT	OFF	DEF	TOT	AST	PF-DQ	STL	TO	BLK	PTS	AVG
Stackhouse	72-71	2701	452-1091	.414	387-518	.747	90	175	265	278	179-0	76	252	79	1384	19.2
Weatherspoon	78-75	3096	491-1015	.484	318-426	.746	237	516	753	158	214-3	112	179	108	1300	16.7
Maxwell	75-57	2467	410-1052	.390	251-332	.756	39	190	229	330	182-1	96	215	12	1217	16.2
Ruffin	61-23	1551	263-648	.406	148-182	.813	21	111	132	269	132-0	43	149	2	778	12.8
Coleman	11-11	294	48-118	.407	20-32	.625	13	59	72	31	30-0	4	28	10	123	11.2
Wright	46-32	1136	183-384	.477	117-186	.629	124	175	299	27	125-2	24	81	39	483	10.5
Massenburg	30-8	804	114-236	.483	68-92	.739	75	111	186	12	73-0	15	38	11	296	9.9
Bradley	12-11	334	43-97	.443	19-25	.760	34	72	106	8	42-0	8	31	38	105	8.8
Higgins	44-4	916	134-323	.415	35-37	.946	20	72	92	55	90-1	24	49	11	351	8.0
Graham	8-3	128	17-32	.531	15-17	.882	5	10	15	11	16-0	5	17	0	56	7.0
Pinckney	27-23	679	54-102	.529	42-55	.764	74	102	176	22	55-1	33	23	11	150	5.6
Skiles	10-9	236	20-57	.351	8-10	.800	1	15	16	38	21-0	7	16	0	63	6.3
Malone	25-3	407	63-160	.394	24-26	.923	8	24	32	19	19-1	13	19	0	155	6.2
Alston	73-41	1614	198-387	.512	55-112	.491	127	175	302	61	19-13	56	59	52	452	6.2
Dumas	39-14	739	95-203	.468	49-70	.700	42	57	99	44	79-1	42	49	6	241	6.2
Sutton	30-2	465	65-167	.389	20-27	.741	4	31	35	63	56-0	17	45	2	190	6.3
Walters	33-8	523	49-115	.426	36-46	.783	11	37	48	95	49-0	22	34	4	153	4.6
Grant	11-2	280	18-48	.375	5-6	.833	3	18	21	60	28-0	12	15	2	45	4.1
Wilson	6-0	79	10-20	.500	3-4	.750	7	7	14	4	9-0	3	1	0	23	3.8
Williams	13-1	193	15-29	.517	10-12	.833	13	33	46	5	27-0	6	8	7	40	3.1
Brown	9-1	162	9-16	.563	8-17	.471	14	23	37	3	2-1	3	6	2	26	2.9
Perry	8-0	87	8-18	.444	2-3	.667	6	7	13	2	5-0	2	3	3	19	2.4
Thompson	44-11	773	33-83	.398	19-24	.792	62	137	199	26	125-5	19	37	20	85	1.9
Bennett	8-0	66	4-17	.235	3-4	.750	1	4	5	8	6-0	1	7	1	11	1.4

**76ERS** 82 19730 2796-6418 .436 1662-2263 .734 1031 2161 3192 1629 1777-16 643 1414 420 7746 94.5  
**OPPONENTS** 82 19730 3284-6796 .483 1872-1986 .741 1164 2478 3642 2109 1912-17 723 1288 469 8566 104.5  
 3-PT FG: 76ERS 492-1438 (.342), Stackhouse 93-292 (.318), Weatherspoon 0-2 (.000), Maxwell 146-460 (.317), Ruffin 104-284 (.366), Coleman 7-21 (.333), Massenburg 0-3 (.000), Higgins 48-129 (.372), Graham 7-14 (.500), Skiles 15-34 (.441), Malone 5-16 (.313), Alston 1-3 (.333), Dumas 2-9 (.222), Sutton 40-96 (.417), Walters 19-54 (.352), Grant 4-18 (.222), Williams 0-2 (.000), Perry 1-1 (1.000), OPPONENTS 526-1421 (.370).

### 1995-96 GAME-BY-GAME RESULTS

DATE	W/L	76ERS	OPP	TEAM	DATE	W/L	76ERS	OPP	TEAM
11/03	W	105	103	Washington	02/01	L	104	124	at Miami
11/04	L	108	119	at Charlotte	02/03	L	85	96	Portland
11/07	L	106	109	Sacramento	02/07	W	102	101	Indiana
11/10	W	104	90	Charlotte	02/13	W	104	101	at Milwaukee
11/14	L	107	115	Seattle	02/14	L	83	102	Detroit
11/15	L	95	127	at Washington	02/16	L	84	116	at New York
11/17	L	82	114	Cleveland	02/17	L	82	97	at Cleveland
11/18	L	79	95	at New Jersey	02/20	L	104	123	at Orlando
11/22	L	106	115	Houston	02/21	L	57	66	Miami
11/24	L	78	101	at Detroit	02/23	L	95	102	at Indiana
11/25	L	89	107	Golden State	02/25	L	101	108	at Miami
11/29	L	81	106	at Atlanta	02/27	W	121	115	at Dallas
12/01	L	102	105	at Toronto	02/29	L	95	109	at Houston
12/02	L	85	94	New York	03/02	L	101	115	at San Antonio
12/05	L	91	108	at Indiana	03/04	L	97	110	Orlando
12/06	W	108	87	Dallas	03/06	L	90	103	Minnesota
12/08	L	85	113	at Cleveland	03/08	W	100	92	New York
12/09	L	98	124	Boston	03/10	L	102	104	L.A. Clippers
12/11	L	91	104	Denver	03/12	W	118	110	Toronto
12/13	L	100	111	at Boston	03/13	L	100	110	at Boston
12/17	W	101	99	at Minnesota	03/15	L	102	128	Phoenix
12/20	W	108	104	Utah	03/16	L	88	94	at New York
12/22	L	94	99	Milwaukee	03/18	L	94	98	Chicago
12/23	L	85	98	New Jersey	03/20	L	84	107	at Utah
12/27	L	90	105	at Phoenix	03/22	L	93	107	at L.A. Clippers
12/29	L	97	117	at Sacramento	03/23	L	89	129	at Seattle
12/30	L	100	108	at Denver	03/25	L	71	94	at Portland
01/02	W	90	89	at L.A. Lakers	03/27	W	103	94	Toronto
01/03	L	111	122	at Golden State	03/29	L	95	101	Boston
01/05	L	102	103	* at Vancouver	03/30	L	105	107	at Washington
01/10	L	93	98	Washington	04/03	L	87	102	Indiana
01/12	W	107	80	at New Jersey	04/05	L	87	108	Detroit
01/13	L	93	120	Chicago	04/06	W	100	99	at Atlanta
01/16	L	104	116	at Chicago	04/08	W	82	79	New Jersey
01/17	L	100	111	Milwaukee	04/10	L	76	92	at Detroit
01/19	L	77	82	Atlanta	04/12	L	82	112	at Chicago
01/21	L	88	118	San Antonio	04/14	L	78	94	Charlotte
01/23	L	90	105	at Orlando	04/17	W	90	86	Miami
01/24	L	88	91	Cleveland	04/19	L	92	112	Orlando
01/26	L	88	100	L.A. Lakers	04/21	W	109	105	* at Toronto
01/27	L	105	110	at Charlotte					
01/29	W	103	92	Vancouver					

\* denotes overtime

# GENERAL INFORMATION

## 1996-97 SEASON STATISTICS

RECORD: 22-60 (.268)

HOME: 11-30

AWAY: 11-30

6TH ATLANTIC DIVISION

PLAYER	G-GS	MIN	FG-FGA	PCT	FT-FTA	PCT	OFF	DEF	TOT	AST	PF-DQ	STL	TO	BLK	PTS	AVG
Iverson	76-74	3045	625-1504	.416	382-544	.702	115	197	312	567	233-5	157	337	24	1787	23.5
Stackhouse	81-81	3166	533-1308	.407	511-667	.766	156	182	338	253	219-2	93	316	63	1679	20.7
Coleman	57-54	2102	364-836	.435	272-365	.745	157	416	573	193	164-1	50	184	75	1032	18.1
Weatherspoon	82-82	2949	398-811	.491	206-279	.738	219	460	679	140	187-0	74	137	86	1003	12.2
MacLean	37-2	733	163-365	.447	64-97	.660	41	99	140	37	71-0	12	47	10	402	10.9
Davis	75-17	1705	251-535	.469	113-168	.673	138	185	323	135	230-7	85	118	31	639	8.5
Walters	59-16	1041	148-325	.455	49-62	.790	21	86	107	113	75-1	28	61	3	402	6.8
Williams	62-52	1317	162-318	.509	38-55	.691	155	242	397	41	206-5	44	50	41	362	5.8
Harris	54-3	813	112-294	.381	33-47	.702	27	44	71	50	45-0	41	34	3	293	5.4
Overton	61-4	634	81-190	.426	45-48	.938	18	50	68	101	44-0	24	39	0	217	3.6
Courtney	4-0	52	6-14	.429	0-0	---	5	4	9	0	8-1	0	1	0	12	3.0
Hendrickson	29-1	301	32-77	.416	18-26	.692	35	57	92	3	32-1	10	14	4	85	2.9
King	7-0	59	7-17	.412	5-5	1.000	4	10	14	5	7-0	4	3	0	20	2.9
Caldwell	27-0	365	30-57	.526	12-33	.364	38	73	111	7	60-1	8	16	7	72	2.7
Cage	82-24	1247	66-141	.468	19-41	.463	112	208	320	43	118-0	48	17	42	151	1.8
Bradtke	36-0	251	25-58	.431	9-13	.692	26	42	68	7	34-0	5	9	5	59	1.6

**76ERS** 82 19780 3003-6850 .438 1776-2450 .725 1267 2355 3622 1695 1733-24 683 1437 394 8215 100.2  
**OPPONENTS** 82 19780 3314-7045 .470 1565-2134 .733 1186 2453 3639 2066 2008-16 822 1278 494 8751 106.7  
 3-PT FG: 76ERS 433-1356 (.319), Iverson 155-455 (.341), Stackhouse 102-342 (.298), Coleman 32-119 (.269), Weatherspoon 1-6 (.167), MacLean 12-38 (.316), Davis 24-93 (.258), Walters 57-148 (.385), Williams 0-2 (.000), Harris 36-99 (.364), Overton 10-40 (.250), Hendrickson 3-12 (.250), King 1-2 (.500), OPPONENTS 558-1529 (.365).

### 1996-97 GAME-BY-GAME RESULTS

DATE	WL	76ERS	OPP	TEAM	DATE	WL	76ERS	OPP	TEAM
11/01	L	103	111	Milwaukee	01/31	L	99	109	Orlando
11/02	L	86	115	at Chicago	02/01	W	109	100	at Milwaukee
11/05	L	81	83	Detroit	02/05	W	113	97	San Antonio
11/08	W	115	105	at Boston	02/11	L	94	105	at Cleveland
11/09	W	112	95	Phoenix	02/13	L	92	107	at New York
11/12	W	101	97	at New York	02/15	L	99	125	at Miami
11/13	L	98	110	at Toronto	02/16	L	97	112	Denver
11/15	L	89	105	Cleveland	02/18	L	83	111	Miami
11/16	W	91	89	at Miami	02/20	W	101	84	L.A. Clippers
11/20	L	92	103	Indiana	02/22	W	97	80	Portland
11/22	L	76	88	at Washington	02/25	L	93	98	at L.A. Clippers
11/23	W	109	92	New York	02/26	L	104	111	at Phoenix
11/26	L	88	100	L.A. Lakers	02/28	W	104	100	at Vancouver
11/29	W	100	91	Orlando	03/02	L	95	112	at Portland
11/30	W	96	90	Vancouver	03/04	L	106	107	Washington
12/04	L	103	113	at San Antonio	03/06	L	104	117	Atlanta
12/05	L	102	106	at Dallas	03/09	W	99	93	at Washington
12/07	L	108	123	at Houston	03/11	L	100	104	at Minnesota
12/09	L	94	118	Seattle	03/12	L	104	108	Chicago
12/11	L	79	84	Miami	03/14	W	109	95	Minnesota
12/13	L	75	84	at Charlotte	03/15	L	99	107	Charlotte
12/14	L	81	106	at Atlanta	03/18	L	105	117	at Toronto
12/17	L	84	93	Charlotte	03/19	L	100	111	New York
12/20	L	103	110	New York	03/21	W	112	110	New Jersey
12/21	L	105	111	Chicago	03/26	L	105	123	at New Jersey
12/26	W	118	89	at Denver	03/28	W	113	105	Boston
12/28	L	84	110	at Utah	03/30	W	96	92	at Detroit
12/29	L	102	115	at L.A. Lakers	04/01	W	105	93	at Orlando
01/02	L	82	96	at Seattle	04/02	L	90	112	Toronto
01/03	L	114	122 *	at Golden State	04/04	L	103	114	Indiana
01/05	L	106	107	at Sacramento	04/05	L	113	115	at Charlotte
01/07	L	88	109	at Orlando	04/07	L	102	128	at Chicago
01/08	L	93	111	Dallas	04/09	L	101	116	Atlanta
01/10	L	99	120	Houston	04/11	L	118	126	at Milwaukee
01/13	L	96	97 *	Utah	04/12	L	118	125	at Cleveland
01/15	L	111	128	Golden State	04/14	L	110	131	Washington
01/17	L	103	105 *	New Jersey	04/16	W	113	105	at New Jersey
01/19	L	107	111	at Indiana	04/18	L	113	119	Boston
01/20	L	104	114	Milwaukee	04/19	L	104	136	at Atlanta
01/22	W	127	125 *	at Boston					
01/24	L	92	107	Sacramento					
01/25	L	95	104	at Detroit					
01/29	W	101	99	Toronto					

\* denotes overtime

YEAR-BY-YEAR



## 1997-98 SEASON STATISTICS

RECORD: 31-51 (.378)      HOME: 19-22      AWAY: 12-29      7TH ATLANTIC DIVISION

PLAYER	G-GS	MIN	FG-FGA	PCT	FT-FTA	PCT	OFF	DEF	TOT	AST	PF-DQ	STL	TO	BLK	PTS	AVG
Iverson	80-80	3150	649-1407	.461	390-535	.729	86	210	296	494	200-2	176	244	25	1758	22.0
Coleman	59-58	2135	356-867	.411	302-391	.772	149	438	587	145	144-1	46	157	68	1040	17.6
Stackhouse	22-22	748	128-283	.452	81-101	.802	28	48	76	67	56-1	31	74	21	353	16.0
Smith	30-6	699	121-270	.448	67-85	.788	58	75	133	27	94-0	18	52	13	309	10.3
Jackson	48-47	1788	246-535	.460	126-154	.818	69	158	227	223	112-0	41	145	6	657	13.7
Thomas	77-48	1779	306-684	.447	171-231	.740	107	181	288	90	185-2	54	118	17	845	11.0
Ratliff	58-55	1861	249-486	.512	154-218	.706	175	251	426	42	209-6	38	82	203	652	11.2
Weatherspoon	48-18	1290	141-331	.426	123-174	.707	109	227	336	40	108-1	43	69	52	405	8.4
Shaw	20-2	502	51-139	.367	12-19	.632	17	47	64	88	55-1	14	24	3	121	6.1
Chambers	1-0	10	2-2	1.000	2-2	1.000	0	2	2	0	2-0	2	1	0	6	6.0
Cummings	44-2	656	97-212	.458	39-58	.672	55	93	148	21	102-1	22	17	5	233	5.3
Benjamin	14-0	197	22-41	.537	19-30	.633	18	35	53	3	26-0	4	12	4	63	4.5
McKie	57-31	1341	96-277	.347	22-32	.688	34	129	163	137	117-0	78	52	12	223	3.9
Williams	58-7	801	93-213	.437	51-63	.810	87	124	211	29	132-0	17	30	21	237	4.1
Davis	71-12	906	109-244	.447	64-101	.634	64	94	158	73	95-1	49	91	18	282	4.0
Montross	20-20	337	30-76	.395	7-19	.368	28	64	92	7	61-0	7	15	12	67	3.4
Snow	47-0	844	69-161	.429	44-61	.721	19	58	77	164	99-0	60	51	4	184	3.9
Overton	23-2	277	24-63	.381	14-16	.875	2	12	14	37	34-0	8	23	1	62	2.7
Stewart	15-0	110	12-26	.462	16-25	.640	9	22	31	2	13-0	5	8	2	40	2.7
Walters	19-0	127	11-29	.379	17-17	1.000	3	6	9	21	17-0	5	17	0	42	2.2
Parker	37-0	196	25-63	.397	13-20	.650	8	18	26	19	17-0	11	11	3	72	1.9
Cunningham	1-0	1	0-0	---	0-0	---	0	2	2	0	0-0	0	0	0	0	0.0

**76ERS** 82 19755 2837-6409 .443 1734-2352 .737 1125 2294 3419 1729 1878-16 729 1356 490 7651 93.3  
**OPPONENTS** 82 19755 2906-6440 .451 1651-2262 .730 1115 2341 3456 1927 1904-21 766 1318 508 7847 95.7  
 3-PT FG: 76ERS 243-810 (.300), Iverson 70-235 (.298), Coleman 26-98 (.265), Stackhouse 16-46 (.348), Smith 0-1 (.000), Jackson 39-112 (.348), Thomas 62-171 (.363), Shaw 7-28 (.250), Cummings 0-1 (.000), McKie 9-46 (.196), Williams 0-5 (.000), Davis 0-6 (.000), Snow 2-16 (.125), Overton 0-3 (.000), Walters 3-14 (.214), Parker 9-28 (.321), OPPONENTS 384-1115

### 1997-98 GAME-BY-GAME RESULTS

DATE	W/L	76ERS	OPP	TEAM	DATE	W/L	76ERS	OPP	TEAM
10/31	L	88	103	Milwaukee	01/31	L	86	102	Houston
11/01	L	74	94	at Chicago	02/02	L	97	106	Phoenix
11/05	L	88	93	Atlanta	02/04	L	84	98	Miami
11/06	L	93	100	at Milwaukee	02/11	W	91	90	Dallas
11/09	L	105	112	Seattle	02/13	L	96	103	at Charlotte
11/12	W	114	100	at Houston	02/14	L	98	105	New Jersey
11/13	W	99	98	at Dallas	02/17	W	98	97	Cleveland
11/15	L	101	107	Boston	02/19	L	77	82	at Indiana
11/19	W	97	86	Washington	02/21	W	98	89	at New Jersey
11/22	L	94	108	Orlando	02/22	L	92	97	Indiana
11/26	L	89	95	Cleveland	02/24	W	85	84	at Phoenix
11/28	W	105	95	L.A. Lakers	02/25	L	108	117	at L.A. Clippers
11/30	L	89	101	at Indiana	02/27	W	79	78	at Denver
12/03	L	90	94	at Miami	02/28	L	88	100	at San Antonio
12/05	L	88	107	at New Jersey	03/04	W	87	80	Milwaukee
12/07	W	93	78	New York	03/06	W	80	71	New York
12/08	L	86	95	at Orlando	03/08	L	91	100	at Washington
12/10	L	97	104	Toronto	03/09	L	78	88	Orlando
12/12	W	106	91	Denver	03/11	W	88	86	Washington
12/13	L	83	95	at New York	03/13	W	107	86	Atlanta
12/15	L	83	100	at Boston	03/14	W	93	89	at Milwaukee
12/17	L	80	94	Minnesota	03/17	L	96	100	at New York
12/19	L	94	91	Miami	03/18	W	104	96	at Detroit
12/20	L	78	115	at Detroit	03/20	L	79	91	Utah
12/22	L	92	96	Detroit	03/22	L	90	108	at Boston
12/27	W	85	78	at Golden State	03/23	L	79	94	Detroit
12/28	L	90	92	at Sacramento	03/25	L	86	91	New Jersey
12/30	L	86	96	at Portland	03/27	L	85	110	San Antonio
01/01	W	115	104	at Vancouver	03/29	W	99	94	Boston
01/02	L	73	90	at Seattle	03/31	L	93	101	at Charlotte
01/04	W	113	107	at L.A. Lakers	04/01	W	112	91	at Washington
01/06	L	95	98 *	at Utah	04/03	W	93	78	L.A. Clippers
01/13	W	107	89	Vancouver	04/05	W	116	104	Toronto
01/15	W	106	96	Chicago	04/06	L	92	113	at Orlando
01/17	W	112	84	Golden State	04/08	W	109	101	Charlotte
01/19	W	98	85	Sacramento	04/10	L	102	107	at Minnesota
01/21	L	87	92	at Miami	04/11	L	95	106	at Cleveland
01/23	W	98	87	Portland	04/14	L	94	95	at Atlanta
01/24	L	92	111	at Cleveland	04/17	L	80	87	Chicago
01/26	L	87	91	at Toronto	04/19	W	107	78	at Toronto
01/28	L	90	93 *	Indiana					
01/29	L	99	109 *	at Atlanta					

\* denotes overtime

# GENERAL INFORMATION

## 1998-99 SEASON STATISTICS

RECORD: 28-22 (.560)

HOME: 17-8

AWAY: 11-14

3RD ATLANTIC DIVISION

PLAYER	G-GS	MIN	FG-FGA	PCT	FT-FTA	PCT	OFF	DEF	TOT	AST	PF-DQ	STL	TO	BLK	PTS	AVG
Iverson	48-48	1990	435-1056	.412	356-474	.751	66	170	236	223	98-0	110	167	7	1284	26.8
Geiger	50-40	1540	266-555	.479	141-177	.797	137	225	362	58	157-2	39	101	40	674	13.5
Ratliff	50-50	1627	197-419	.470	166-229	.725	139	268	407	30	180-8	45	92	149	560	11.2
Hughes	50-1	988	170-414	.411	107-151	.709	83	106	189	77	97-0	44	68	14	455	9.1
Snow	48-48	1716	149-348	.428	110-150	.733	25	137	162	301	149-2	100	111	1	413	8.6
Hill	21-6	587	72-150	.480	35-69	.507	64	89	153	18	77-2	16	35	8	179	8.5
Lynch	43-43	1315	147-349	.421	53-84	.631	110	169	279	76	142-2	85	79	22	356	8.3
McKie	50-4	959	95-237	.401	44-62	.710	27	113	140	100	90-1	63	57	3	240	4.8
Thomas	17-0	188	27-67	.403	19-24	.792	7	26	33	15	21-0	3	15	3	78	4.6
Overton	10-0	37	5-15	.333	0-0	---	0	2	2	4	2-0	1	2	0	10	1.0
Grant	47-10	798	62-168	.369	21-29	.724	36	74	110	23	73-1	20	21	16	146	3.1
Honeycutt	13-0	90	7-27	.259	6-8	.750	3	8	11	3	10-0	4	8	2	25	1.9
Mohammed	26-0	121	15-42	.357	12-21	.571	18	19	37	2	22-0	5	12	4	42	1.6
Parker	2-0	3	1-1	1.000	0-0	---	0	0	0	0	0-0	0	0	0	2	1.0
Mahorn	16-0	127	5-18	.278	3-8	.375	7	16	23	2	22-0	5	6	1	13	0.8
Benjamin	6-0	33	2-7	.286	0-0	---	3	5	8	1	6-0	0	3	0	4	0.7
Shaw	9-0	14	1-8	.125	0-0	---	3	0	3	0	2-0	0	2	0	2	0.2
Williams	2-0	17	0-2	.000	0-0	---	1	1	2	1	4-0	2	2	1	0	0.0

**76ERS** 50 12150 1656-3883 .426 1073-1486 .722 729 1428 2157 934 1152-18 542 822 271 4483 89.7

**OPPONENTS** 50 12150 1599-3784 .423 931-1288 .731 619 1402 2021 999 1185-13 435 896 263 4380 87.6

3-PT FG: 76ERS 98-371 (.264), Iverson 58-199 (.291), Geiger 1-5 (.200), Hughes 8-52 (.154), Snow 5-21 (.238), Lynch 9-23 (.391), McKie 6-31

(.194), Thomas 5-19 (.263), Overton 0-1 (.000), Grant 1-6 (.167), Honeycutt 5-14 (.357). **OPPONENTS** 241-716 (.337).

## 1998-99 GAME-BY-GAME RESULTS

DATE	W/L	76ERS	OPP	TEAM	DATE	W/L	76ERS	OPP	TEAM
02/05	W	78	66	at Charlotte	04/18	L	79	86	at New Jersey
02/06	W	95	75	Orlando	04/19	W	72	67	New York
02/09	W	90	86	Detroit	04/21	W	80	78	at Boston
02/12	L	94	98	San Antonio	04/22	W	104	96	at Detroit
02/14	W	78	70	Atlanta	04/25	W	103	86	Orlando
02/16	L	92	93	Milwaukee	04/27	W	80	71	Cleveland
02/18	L	95	99	at Indiana	04/29	L	70	85	at New York
02/19	L	67	78	New York	05/01	W	103	96	Toronto
02/20	L	69	76	Atlanta	05/02	L	96	100	at Detroit
02/22	W	106	97	at Cleveland	05/04	L	110	117 *	at Charlotte
02/24	W	94	81	Sacramento	05/05	W	105	100 *	Detroit
02/25	W	98	80	at Chicago					
02/28	W	87	76	at Milwaukee					
03/01	W	104	91	at Washington					
03/03	W	102	86	Chicago					
03/05	L	78	89	Miami					
03/07	L	95	103 *	Washington					
03/08	L	89	91	at Miami					
03/10	W	85	70	Charlotte					
03/12	W	100	93 *	New Jersey					
03/15	L	73	74	at Orlando					
03/17	W	114	110	Indiana					
03/19	W	105	90	L.A. Lakers					
03/21	L	75	91	at Portland					
03/22	L	76	92	at Seattle					
03/24	W	95	90 *	at Vancouver					
03/26	L	84	90	Boston					
03/27	L	99	103 *	at Atlanta					
03/30	L	81	91	at Chicago					
04/01	W	88	84	at Miami					
04/02	L	80	85	Cleveland					
04/04	L	82	97	at Toronto					
04/06	W	95	87	Milwaukee					
04/07	W	96	92	at New Jersey					
04/09	W	83	67	at Boston					
04/11	L	98	105	at Washington					
04/13	L	72	91	at New York					
04/14	W	96	78	Toronto					
04/16	W	93	83	Indiana					

\* denotes overtime

YEAR-BY-YEAR



## 1999-2000 SEASON STATISTICS

**RECORD: 49-33 (.598)**

**HOME: 29-12**

**AWAY: 20-21**

**3RD ATLANTIC DIVISION**

PLAYER	G-GS	MIN	FG-FGA	PCT	FT-FTA	PCT	OFF	DEF	TOT	AST	PF-DQ	STL	TO	BLK	PTS	AVG
Iverson	70-70	2853	729-1733	.421	442-620	.713	71	196	267	328	162-1	144	230	5	1989	28.4
Kukoc	32-8	916	149-340	.438	74-110	.673	38	105	143	141	61-0	33	71	9	398	12.4
Hill	68-65	2155	318-656	.485	179-259	.691	220	405	625	52	243-3	64	124	27	815	12.0
Ratliff	57-56	1795	247-491	.503	182-236	.771	140	295	435	36	185-4	32	108	171	676	11.9
Hughes	50-5	1018	192-461	.416	106-142	.746	52	107	159	75	94-0	54	95	12	501	10.0
Geiger	65-20	1406	260-589	.441	109-140	.779	154	233	387	39	194-1	29	91	22	629	9.7
Lynch	75-75	2416	297-644	.461	113-183	.617	216	366	582	136	231-2	119	120	38	722	9.6
McKie	82-14	1952	244-593	.411	121-146	.829	47	199	246	240	194-3	108	113	18	653	8.0
Snow	82-80	2866	257-597	.430	126-177	.712	42	219	261	624	243-2	140	162	8	651	7.9
Owens	46-7	919	112-258	.434	38-64	.594	63	129	192	59	119-1	26	61	16	271	5.9
MacCulloch	56-6	528	89-161	.553	28-54	.519	48	98	146	13	94-0	11	26	37	206	3.7
Roberts	5-1	51	5-16	.313	0-3	.000	6	9	15	3	15-0	1	2	1	10	2.0
Mohammed	28-3	190	21-54	.389	12-22	.545	16	34	50	2	29-0	4	18	12	54	1.9
Ollie	40-0	290	22-49	.449	28-37	.757	4	27	31	46	27-0	10	10	0	72	1.8
Jones	33-0	138	22-58	.379	11-18	.611	16	22	38	5	10-0	6	14	5	57	1.7
Bowen	42-0	311	26-73	.356	6-12	.500	14	22	36	16	37-0	9	5	5	59	1.4
Lang	3-0	6	1-1	1.000	1-1	1.000	0	0	0	1	1-0	0	0	0	3	1.0
Bowman	11-0	20	2-2	1.000	1-2	.500	0	2	2	1	0-0	1	1	0	5	0.5
<b>76ERS</b>	<b>82</b>	<b>19830</b>	<b>2993-6776</b>	<b>.442</b>	<b>1577-2226</b>	<b>.708</b>	<b>1147</b>	<b>2468</b>	<b>3615</b>	<b>1817</b>	<b>1939-17</b>	<b>791</b>	<b>1284</b>	<b>386</b>	<b>7771</b>	<b>94.8</b>
<b>OPPONENTS</b>	<b>82</b>	<b>19830</b>	<b>2867-6595</b>	<b>.435</b>	<b>1501-2001</b>	<b>.755</b>	<b>1065</b>	<b>2501</b>	<b>3566</b>	<b>1828</b>	<b>1977-29</b>	<b>631</b>	<b>1444</b>	<b>531</b>	<b>7661</b>	<b>93.4</b>

3-PT FG: 76ERS 208-643 (.323), Iverson 89-261 (.341), Kukoc 26-90 (.289), Hill 0-1 (.000), Hughes 11-51 (.216), Geiger 0-4 (.000), Lynch 15-36 (.417), McKie 44-121 (.364), Snow 11-45 (.244), Owens 9-27 (.333), Roberts 0-1 (.000), Jones 2-4 (.500), Bowen 1-2 (.500), OPPONENTS 417-1172 (.356).

### 1999-2000 GAME-BY-GAME RESULTS

DATE	W/L	76ERS	OPP	TEAM	DATE	W/L	76ERS	OPP	TEAM
11/02	L	76	89	at San Antonio	01/31	L	80	83	at Denver
11/04	L	80	84	at Phoenix	02/01	W	101	100	at Dallas
11/05	L	81	91	at L.A. Clippers	02/03	L	106	109	at Houston
11/08	W	117	98	Seattle	02/06	W	119	108	Sacramento
11/10	L	105	110	at Orlando	02/07	L	84	109	at Indiana
11/12	W	92	86	Chicago	02/09	W	92	90	New Jersey
11/14	W	93	90	at Toronto	02/15	L	93	95	Charlotte
11/16	W	95	73	at Washington	02/18	W	104	75	Cleveland
11/17	L	93	98	Miami	02/20	L	84	87	L.A. Lakers
11/19	L	91	97	Portland	02/23	W	94	78	L.A. Clippers
11/20	W	100	96	at New Jersey	02/25	W	97	83	at Milwaukee
11/22	L	91	94	San Antonio	02/27	L	88	89	at New York
11/24	L	93	101	Washington	02/29	W	106	87	Dallas
11/26	W	106	83	Cleveland	03/02	W	87	84	at Washington
11/27	W	82	79	at Milwaukee	03/04	W	95	84	at Chicago
11/30	W	74	70	New York	03/08	W	107	90	Vancouver
12/01	L	83	90	at Miami	03/10	L	77	82	New York
12/03	W	102	100 *	at Cleveland	03/12	L	77	93	at Boston
12/04	W	77	74	Boston	03/14	W	98	97 *	at Cleveland
12/06	L	77	94	Denver	03/16	L	77	92	at Miami
12/08	W	83	73	Houston	03/17	W	99	97	Utah
12/10	L	78	85	at New York	03/19	W	89	85	Orlando
12/11	L	84	106	Charlotte	03/20	W	102	96	at Charlotte
12/15	W	93	91	Toronto	03/22	W	106	93	Toronto
12/17	W	77	74	Chicago	03/24	W	117	115 **	Boston
12/18	L	91	104	at Detroit	03/26	W	111	101	at Indiana
12/20	W	122	121 *	Detroit	03/28	W	102	100	at Minnesota
12/23	L	94	99	at New Jersey	03/29	L	84	98	at Utah
12/26	W	92	86	at Seattle	03/31	L	88	100	at L.A. Lakers
12/27	W	100	93	at Vancouver	04/02	L	95	117	at Sacramento
12/29	W	97	94	at Golden State	04/05	W	107	86	Atlanta
12/30	L	90	108	at Portland	04/07	W	102	97	at Boston
01/03	W	124	120 *	Milwaukee	04/09	L	80	92	at Orlando
01/05	W	113	92	Golden State	04/10	W	96	80	Miami
01/09	L	112	123	Minnesota	04/12	W	93	84	Washington
01/14	W	102	100	Orlando	04/14	W	104	92	at Atlanta
01/15	W	101	98	at Atlanta	04/15	W	100	94	Detroit
01/17	W	101	96	New Jersey	04/17	L	90	92	Indiana
01/19	W	107	89	Atlanta	04/18	W	93	89	at Chicago
01/20	L	100	109	at Charlotte					
01/22	W	103	97	Indiana					
01/26	L	87	93	Phoenix					
01/29	L	88	90	at Detroit					

\* denotes overtime

\*\* denotes double-overtime



# GENERAL INFORMATION

## 2000-01 SEASON STATISTICS

RECORD: 56-26 (.683)

HOME: 29-12

AWAY: 27-14

1ST ATLANTIC DIVISION

PLAYER	G-GS	MIN	FG-FGA	PCT	FT-FTA	PCT	OFF	DEF	TOT	AST	PF-DQ	STL	TO	BLK	PTS	AVG
Iverson	71-71	2979	762-1813	.420	585-719	.814	50	223	273	325	147-0	178	237	20	2207	31.1
Ratiff	50-50	1800	228-457	.499	165-217	.760	125	288	413	58	165-3	30	126	187	621	12.4
McKie	76-33	2394	338-714	.473	149-194	.768	33	278	311	377	178-3	106	203	8	878	11.6
Mutombo	26-26	875	100-202	.495	104-137	.759	119	203	322	22	65-0	9	52	66	304	11.7
Snow	50-50	1740	182-435	.418	122-154	.792	27	139	166	369	123-1	77	124	7	491	9.8
McLeod	1-0	15	1-2	.500	0-0	---	1	1	2	0	2-0	0	1	0	2	2.0
Hill	76-75	2363	278-587	.474	172-273	.630	239	448	687	48	242-2	37	127	27	728	9.6
Lynch	82-80	2649	274-616	.445	123-171	.719	200	390	590	139	222-2	99	109	30	686	8.4
Kukoc	48-5	979	151-330	.458	52-88	.591	47	115	162	93	62-0	35	60	6	386	8.0
Geiger	35-4	542	88-224	.393	37-54	.685	50	89	139	14	73-0	12	25	8	213	6.1
Buford	47-0	573	104-241	.432	24-29	.828	16	58	74	17	68-0	17	29	6	248	5.3
Maxwell	24-6	375	42-125	.336	15-22	.682	3	34	37	29	33-0	12	18	0	120	5.0
Jones	65-0	866	122-275	.444	40-63	.755	63	126	189	32	68-0	30	39	15	304	4.7
MacCulloch	63-3	597	109-185	.589	42-66	.636	69	99	168	10	96-0	7	27	19	260	4.1
Mohammed	30-3	196	41-88	.466	14-28	.500	18	37	55	2	40-0	6	9	7	96	3.2
Ollie	51-4	764	71-165	.430	51-70	.729	13	59	72	121	70-0	25	40	1	194	3.8
Bell	5-0	30	2-7	.286	0-0	---	0	1	1	0	1-0	1	2	0	5	1.0
Sanchez	24-0	116	9-21	.429	2-2	1.000	2	12	14	36	18-0	0	3	1	20	0.8
Miller	1-0	2	0-0	---	0-0	---	0	0	0	0	0-0	0	0	0	0	0.0
<b>76ERS</b>	<b>82</b>	<b>19855</b>	<b>2902-6487</b>	<b>.447</b>	<b>1697-2277</b>	<b>.745</b>	<b>1075</b>	<b>2600</b>	<b>3675</b>	<b>1692</b>	<b>1673-11</b>	<b>690</b>	<b>1292</b>	<b>408</b>	<b>7763</b>	<b>94.7</b>
<b>OPPONENTS</b>	<b>82</b>	<b>19855</b>	<b>2871-6699</b>	<b>.429</b>	<b>1243-1660</b>	<b>.749</b>	<b>985</b>	<b>2366</b>	<b>3351</b>	<b>1771</b>	<b>1938-20</b>	<b>672</b>	<b>1261</b>	<b>458</b>	<b>7412</b>	<b>90.4</b>

3-PT FG: 76ERS 262-803 (.326), Iverson 98-306 (.320), McKie 53-170 (.312), Snow 5-19 (.263), McLeod 0-1 (.000), Hill 0-1 (.000), Lynch 15-57 (.263), Kukoc 32-78 (.410), Geiger 0-2 (.000), Buford 16-38 (.421), Maxwell 21-64 (.328), Jones 20-60 (.333), Ollie 1-3 (.333), Bell 1-3 (.333), Sanchez 0-1 (.000), OPPONENTS 427-1248 (.342).

### 2000-01 GAME-BY-GAME RESULTS

DATE	W/L	76ERS	OPP	TEAM	DATE	W/L	76ERS	OPP	TEAM
10/31	W	101	72	at New York	1/28	W	86	81	at Indiana
11/1	W	104	98	Toronto	1/30	L	89	96	at Toronto
11/3	W	87	80	at Orlando	2/1	W	87	80	at New York
11/4	W	84	82	at Miami	2/2	L	117	123 **	Orlando
11/8	W	103	94	Detroit	2/4	L	89	96	at New Jersey
11/9	W	84	82	at Minnesota	2/5	W	99	80	Denver
11/11	W	85	83	Boston	2/7	L	87	112	Houston
11/15	W	107	98	Cleveland	2/13	W	107	104	at Milwaukee
11/17	W	94	73	Miami	2/14	W	112	97	L.A. Lakers
11/20	W	114	90	at Boston	2/16	W	108	93	L.A. Clippers
11/22	L	73	88	at Charlotte	2/18	W	104	98	Phoenix
11/24	W	76	67	at Atlanta	2/21	W	107	91	Vancouver
11/25	L	76	96	at San Antonio	2/23	W	99	78	at Detroit
11/29	W	93	87	Washington	2/24	L	85	86	at Charlotte
12/1	W	95	74	Charlotte	2/26	L	91	98	Milwaukee
12/2	W	112	78	at Cleveland	2/28	W	79	69	Miami
12/4	L	98	105	at Denver	3/2	W	107	102	Washington
12/5	L	85	96	at L.A. Lakers	3/7	W	102	94	New Jersey
12/8	W	107	94	at Portland	3/9	W	108	103	Atlanta
12/9	W	83	79	at Vancouver	3/11	W	97	91	at Boston
12/11	L	91	96 *	Minnesota	3/14	W	85	67	at Chicago
12/13	W	102	82	at Washington	3/16	L	79	100	Sacramento
12/15	L	94	112	Dallas	3/17	L	78	87	at Milwaukee
12/16	W	99	91	at Chicago	3/19	L	89	93	at Seattle
12/20	L	89	91	Utah	3/20	L	77	88	at L.A. Clippers
12/22	L	71	91	New York	3/23	L	71	84	at Phoenix
12/26	W	97	91	at Utah	3/26	W	90	78	Milwaukee
12/27	W	118	110	at Golden State	3/28	L	95	96	Orlando
12/30	W	107	104 *	at Sacramento	3/30	W	102	89	Golden State
1/3	W	98	80	Atlanta	4/1	W	104	93	Indiana
1/5	W	121	89	Seattle	4/3	L	85	100	at Toronto
1/6	W	107	103	at Cleveland	4/4	W	90	84	at Detroit
1/9	W	104	87	at New Jersey	4/6	W	96	88	Cleveland
1/10	L	75	93	Portland	4/9	W	108	95	Boston
1/12	W	86	82	at Washington	4/10	L	81	83	at Miami
1/13	W	100	83	San Antonio	4/12	L	77	101	at Orlando
1/15	W	84	79	Charlotte	4/15	W	89	82	New York
1/17	W	99	88	Chicago	4/17	W	111	105 *	at Indiana
1/19	W	97	86	New Jersey	4/18	L	86	92	Chicago
1/21	L	106	110 *	Toronto					
1/23	W	114	98	at Dallas					
1/24	W	85	84 *	at Houston					
1/26	W	105	89	Detroit					

\* denotes overtime  
\*\* denotes double-overtime

YEAR-BY-YEAR



## 2001-02 SEASON STATISTICS

**RECORD:** 43-39 (.524)

**HOME:** 22-19

**AWAY:** 21-20

**4TH ATLANTIC DIVISION**

PLAYER	G-GS	MIN	FG-FGA	PCT	FT-FTA	PCT	OFF	DEF	TOT	AST	PF-DQ	STL	TO	BLK	PTS	AVG
Iverson	60-59	2622	665-1669	.398	475-585	.812	44	225	269	331	102-0	168	237	13	1883	31.4
Coleman	58-58	2080	331-735	.450	185-227	.815	167	342	509	98	158-0	42	119	51	875	15.1
McKie	48-16	1471	220-490	.449	96-122	.787	26	166	192	179	74-0	56	93	14	587	12.2
Snow	61-61	2225	276-624	.442	183-227	.806	33	182	215	400	167-1	95	138	9	738	12.1
Harrpring	81-81	2541	386-838	.461	165-222	.743	203	370	573	107	201-1	70	127	5	958	11.8
Mutombo	80-80	2907	321-641	.501	278-364	.764	254	609	863	83	242-2	29	156	190	920	11.5
Claxton	67-18	1528	181-452	.400	114-136	.838	46	114	160	198	145-1	95	95	6	480	7.2
Blount	72-21	1426	115-251	.458	29-45	.644	149	219	368	44	176-1	49	52	26	259	3.6
Bell	74-12	890	103-240	.429	36-48	.750	31	80	111	71	109-0	21	48	4	254	3.4
Bowman	3-0	29	5-7	.714	0-0	--	0	1	1	1	3-0	2	0	0	10	3.3
Cummings	58-1	501	78-187	.417	24-32	.750	14	38	52	60	53-0	18	36	5	192	3.3
Smith	11-0	110	20-42	.476	15-20	.750	6	8	14	5	19-1	4	3	2	55	5
McKey	41-1	784	52-122	.426	10-14	.714	48	79	127	45	90-0	41	22	4	119	2.9
Dalembert	34-0	177	22-50	.440	7-18	.389	25	43	68	5	30-0	6	14	13	51	1.5
Brown	17-0	67	8-21	.381	7-8	.875	2	2	4	2	11-0	1	9	1	23	1.4
James	9-0	41	5-13	.385	2-6	.333	5	2	7	1	5-0	0	3	1	12	1.3
Jones	23-2	126	8-20	.400	10-20	.500	13	23	36	3	35-0	3	11	9	26	1.1
Ruffin	15-0	169	7-26	.269	2-8	.250	23	28	51	5	23-0	5	11	8	16	1.1
Geiger	4-0	36	1-8	.125	1-2	.500	3	3	6	0	2-0	0	2	2	3	0.8
<b>76ERS</b>	<b>82</b>	<b>19730</b>	<b>2804-6436</b>	<b>.436</b>	<b>1639-2104</b>	<b>.779</b>	<b>1092</b>	<b>2534</b>	<b>3626</b>	<b>1638</b>	<b>1645-7</b>	<b>705</b>	<b>1256</b>	<b>363</b>	<b>7461</b>	<b>91.0</b>
<b>OPPONENTS</b>	<b>82</b>	<b>19730</b>	<b>2771-6500</b>	<b>.426</b>	<b>1350-1798</b>	<b>.751</b>	<b>981</b>	<b>2348</b>	<b>3329</b>	<b>1768</b>	<b>1827-19</b>	<b>654</b>	<b>1208</b>	<b>458</b>	<b>7330</b>	<b>89.4</b>

3-PT FG: 76ERS 214-799 (.299), Iverson 78-268 (.291), Coleman 28-83 (.337), McKie 51-128 (.398), Snow 3-27 (.111), Harrpring 21-69 (.304), Claxton 4-33 (.121), Blount 0-1 (.000), Bell 12-44 (.273), Bowman 0-1 (.000), Cummings 12-46 (.261), Smith 0-2 (.000), McKey 5-12 (.417), Brown 0-1 (.000), OPPONENTS 438-1322 (.331).

### 2001-02 GAME-BY-GAME RESULTS

DATE	WL	76ERS	OPP	TEAM	DATE	WL	76ERS	OPP	TEAM
10/30	L	74	83	at Minnesota	1/27	W	93	87	L.A. Lakers
11/1	L	92	99	Dallas	1/29	L	71	78	at New York
11/3	L	76	90	at Washington	1/30	W	96	91	Minnesota
11/6	L	77	87	Indiana	2/2	W	86	81	at Milwaukee
11/8	L	72	77	at Houston	2/4	L	93	100	Toronto
11/10	W	98	91	at Dallas	2/5	L	82	86	at Detroit
11/13	W	82	76	at Miami	2/7	W	100	93	at Charlotte
11/14	W	100	86	Charlotte	2/14	L	91	98	Utah
11/16	W	98	78	Atlanta	2/17	L	76	86	at Indiana
11/17	W	94	82	at New Jersey	2/18	W	110	83	Denver
11/21	W	94	89	Detroit	2/20	W	114	107	Golden State
11/23	W	79	68	Cleveland	2/23	L	87	105	at Orlando
11/25	L	88	107	at Toronto	2/25	L	83	88	Portland
11/28	L	87	94	Washington	2/27	W	82	72	Miami
12/1	W	93	76	at Chicago	3/1	W	110	102	New Jersey
12/2	L	87	93	Memphis	3/3	W	96	84	at Toronto
12/4	L	84	94	at Sacramento	3/4	L	94	100	Boston
12/5	L	87	93	at Golden State	3/6	W	85	76	Cleveland
12/7	L	76	86	at San Antonio	3/8	W	109	100	Indiana
12/8	L	83	92	at Memphis	3/9	W	112	91	at Atlanta
12/11	L	87	89	at Atlanta	3/12	W	104	96	at New York
12/14	L	80	96	Milwaukee	3/13	L	88	92	Sacramento
12/15	W	94	91	at Cleveland	3/17	L	103	105	Orlando
12/17	W	99	83	Boston	3/19	W	91	79	at Miami
12/19	L	85	94	Charlotte	3/20	L	77	82	Miami
12/21	W	94	83	Atlanta	3/22	W	96	91	at Boston
12/25	L	82	88	at L.A. Lakers	3/24	W	90	82	New York
12/26	W	100	86	at L.A. Clipper	3/27	L	80	88	New Jersey
12/28	L	90	93	at Denver	3/28	W	99	79	at Chicago
12/29	L	81	89	at Utah	3/30	L	92	102	at New Jersey
1/2	W	102	81	at Phoenix	3/31	L	70	72	Toronto
1/4	W	87	77	at Seattle	4/3	W	89	83	* Phoenix
1/5	L	88	96	at Portland	4/5	L	88	92	Detroit
1/7	W	116	92	L.A. Clippers	4/7	W	89	87	Milwaukee
1/9	L	91	102	Orlando	4/9	W	92	90	at Milwaukee
1/11	W	101	84	San Antonio	4/10	L	77	90	at Washington
1/15	W	112	106	* Houston	4/12	W	100	91	Washington
1/17	W	93	88	at Charlotte	4/14	W	95	89	at Orlando
1/19	W	97	89	New York	4/15	L	96	98	Chicago
1/21	L	98	109	Seattle	4/17	L	80	103	at Indiana
1/22	W	91	84	at Washington					
1/25	W	106	90	at Boston					

\* denotes overtime

# GENERAL INFORMATION

## 2002-03 SEASON STATISTICS

RECORD: 48-34 (.585)

HOME: 25-16

AWAY: 23-18

4TH ATLANTIC DIVISION

PLAYER	G-GS	MIN	FG-FGA	PCT	FT-FTA	PCT	OFF	DEF	TOT	AST	PF-DQ	STL	TO	BLK	PTS	AVG
Iverson	82-82	3485	804-1940	.414	570-736	.774	68	276	344	454	149-2	225	286	13	2262	27.6
Van Horn	74-73	2337	459-952	.482	193-240	.804	159	365	524	93	251-7	63	150	30	1176	15.9
Snow	82-82	3108	361-799	.452	325-379	.858	71	230	301	544	235-2	133	194	11	1054	12.9
Thomas	46-28	1392	178-369	.482	114-152	.750	140	252	392	73	120-2	46	76	22	470	10.2
Coleman	64-35	1742	223-498	.448	134-171	.784	151	299	450	87	171-2	53	96	69	602	9.4
McKie	80-40	2374	286-666	.429	112-134	.836	61	289	350	278	177-2	131	109	9	721	9.0
MacCulloch	42-35	812	123-238	.517	53-79	.671	66	130	196	20	107-0	19	35	32	299	7.1
Buckner	75-5	1514	185-398	.465	65-81	.802	72	144	216	96	203-0	72	62	16	450	6.0
Skinner	77-9	1381	182-331	.550	97-161	.602	136	230	366	19	176-1	47	62	53	461	6.0
Hill	24-18	496	44-109	.404	21-35	.600	56	68	124	9	68-0	15	16	7	109	4.5
Williams	21-2	276	34-80	.425	24-32	.750	12	33	45	26	33-0	12	17	5	92	4.4
Satterfield	17-0	82	4-18	.222	1-2	.500	4	4	8	15	6-0	2	7	0	9	0.5
Long	19-0	131	19-50	.380	1-5	.200	13	27	40	2	22-0	2	9	8	40	2.1
Salmons	64-1	504	48-116	.414	26-35	.743	16	43	59	47	53-1	17	29	6	132	2.1
Rentzias	35-0	144	20-59	.339	8-9	.889	10	16	26	7	21-0	6	4	2	52	1.5
Bryant	11-0	77	5-17	.294	2-2	1.000	7	9	16	1	12-0	1	5	1	12	1.1
<b>76ERS</b>	<b>82</b>	<b>19855</b>	<b>2975-6640</b>	<b>.448</b>	<b>1746-2253</b>	<b>.775</b>	<b>1042</b>	<b>2415</b>	<b>3457</b>	<b>1771</b>	<b>1804-19</b>	<b>844</b>	<b>1212</b>	<b>284</b>	<b>7941</b>	<b>96.8</b>
<b>OPPONENTS</b>	<b>82</b>	<b>19855</b>	<b>2876-6363</b>	<b>.452</b>	<b>1547-2035</b>	<b>.760</b>	<b>908</b>	<b>908</b>	<b>3308</b>	<b>1809</b>	<b>1885-20</b>	<b>639</b>	<b>1405</b>	<b>521</b>	<b>7752</b>	<b>94.5</b>

3-PT FG: 76ERS 245-787 (.311), Iverson 84-303 (.277), Van Horn 65-176 (.369), Snow 7-32 (.219), Coleman 22-67 (.328), McKie 37-112 (.330), Buckner 15-55 (.273), Williams 0-2 (.000), Long 1-1 (1.000), Salmons 10-31 (.323), Rentzias 4-8 (.500), OPPONENTS 453-1278 (.354).

## 2002-03 GAME-BY-GAME RESULTS

DATE	WL	76ERS	OPP	TEAM	DATE	WL	76ERS	OPP	TEAM
10/29	L	88	95	at Orlando	01/25	W	97	91	at Miami
10/30	W	95	93	Milwaukee	01/28	W	108	81	at Milwaukee
11/01	W	98	86	New York	01/29	L	83	97	Atlanta
11/06	W	101	99 *	L.A. Clippers	01/31	W	104	99	Miami
11/08	W	108	84	Cleveland	02/02	L	91	99	at Minnesota
11/09	L	105	110 *	at Milwaukee	02/05	L	85	111	New Jersey
11/13	L	81	91	at Boston	02/12	W	119	111 *	Chicago
11/14	W	99	94	San Antonio	02/14	W	99	98	Orlando
11/16	W	93	92	at New York	02/16	W	90	83	at New Jersey
11/17	W	100	84	Washington	02/19	W	110	82	at Chicago
11/19	L	98	99	at New Orleans	02/21	W	119	99	at Cleveland
11/20	W	95	88	at Memphis	02/23	W	116	103	Cleveland
11/22	W	90	80	Toronto	02/26	W	111	107	Memphis
11/24	W	94	84	at Toronto	02/28	W	104	83	Utah
11/25	W	108	87	New Orleans	03/02	W	100	94	at Denver
11/27	W	83	74	Miami	03/03	L	99	107	at Sacramento
11/29	W	106	99	at Cleveland	03/06	W	88	60	at Portland
11/30	W	95	94	at Washington	03/07	W	108	99	at Seattle
12/04	W	99	93	Boston	03/09	L	92	106	at L.A. Lakers
12/06	L	93	98	at San Antonio	03/12	W	96	93	Indiana
12/07	L	72	97	at Houston	03/14	W	90	79	Portland
12/11	L	88	92	Seattle	03/16	W	92	87	at New Jersey
12/13	L	91	99	Phoenix	03/18	W	103	83	at Miami
12/15	L	97	107	at Indiana	03/20	L	85	113	at Detroit
12/16	W	93	71	Denver	03/21	L	105	114	Atlanta
12/18	W	99	94	Minnesota	03/23	W	112	95	at Toronto
12/20	W	107	104 *	L.A. Lakers	03/26	W	91	85	at Indiana
12/21	L	77	79	at Atlanta	03/28	L	98	102	Golden State
12/28	L	69	98	at Utah	03/29	W	110	89	at Atlanta
12/30	L	98	104	at Golden State	03/31	W	118	113 *	at Orlando
12/31	W	83	75	at L.A. Clippers	04/02	W	108	101	Chicago
01/02	L	78	96	at Phoenix	04/04	L	79	88	Houston
01/04	L	83	102	at Dallas	04/06	L	81	97	Sacramento
01/06	L	104	105 *	Indiana	04/08	W	91	74	Detroit
01/08	L	94	103 *	Detroit	04/10	W	99	78	at Boston
01/10	L	112	114	New York	04/11	L	103	108	at New York
01/12	L	105	107	Orlando	04/13	L	89	94	New Orleans
01/15	W	108	107	New Jersey	04/15	L	106	115	at Chicago
01/17	L	95	99	Milwaukee	04/16	W	107	87	Washington
01/18	W	88	80	at Washington					
01/20	L	99	100	Boston					
01/22	W	92	83	at Detroit					
01/23	L	94	107	Dallas					

\* denotes overtime

YEAR-BY-YEAR



## 2003-04 SEASON STATISTICS

**RECORD: 33-49 (.402)**

**HOME: 21-20**

**AWAY: 12-29**

**5TH ATLANTIC DIVISION**

PLAYER	G-GS	MIN	FG-FGA	PCT	FT-FTA	PCT	OFF	DEF	TOT	AST	PF-DQ	STL	TO	BLK	PTS	AVG
Iverson	48-47	2040	435-1125	.387	339-455	.745	34	144	178	324	87-0	115	209	5	1266	26.4
Robinson	42-42	1336	275-614	.448	114-137	.832	46	143	189	57	96-1	42	106	9	698	16.6
Thomas	74-72	2699	381-813	.469	243-323	.752	261	489	750	111	219-2	82	172	33	1006	13.6
Snow	82-82	2966	295-715	.413	252-316	.797	62	219	281	563	213-1	97	187	6	844	10.3
Jackson	22-13	598	71-171	.415	64-81	.790	45	81	126	18	45-0	12	24	6	206	9.4
McKie	75-41	2112	265-577	.459	84-111	.757	45	208	253	195	142-1	85	103	23	689	9.2
Coleman	34-30	843	107-259	.413	49-65	.754	45	147	192	46	79-0	23	57	26	271	8.0
Dalembert	82-53	2198	270-499	.541	112-174	.644	194	432	626	21	273-4	44	86	189	652	8.0
Green	53-0	767	143-357	.401	59-81	.728	16	49	65	53	83-0	26	59	5	364	6.9
Salmons	77-24	1603	161-416	.387	71-92	.772	38	158	196	134	122-0	62	77	16	443	5.8
Korver	74-0	882	115-327	.352	19-24	.792	30	81	111	40	102-2	25	41	8	330	4.5
Hamilton	45-0	472	51-95	.537	67-96	.698	49	97	146	13	74-0	8	27	8	169	3.8
Buckner	53-3	703	66-175	.377	20-27	.741	28	75	103	45	77-0	21	34	4	164	3.1
McCaskill	59-3	636	47-117	.402	19-27	.704	48	85	133	20	89-0	12	25	20	113	1.9
<b>76ERS</b>	<b>82</b>	<b>19855</b>	<b>2682-6260</b>	<b>.428</b>	<b>1512-2009</b>	<b>.753</b>	<b>941</b>	<b>2408</b>	<b>3349</b>	<b>1640</b>	<b>1701-11</b>	<b>654</b>	<b>1307</b>	<b>358</b>	<b>7215</b>	<b>88.0</b>
<b>OPPONENTS</b>	<b>82</b>	<b>19855</b>	<b>2751-6369</b>	<b>.432</b>	<b>1474-1982</b>	<b>.744</b>	<b>996</b>	<b>2398</b>	<b>3394</b>	<b>1747</b>	<b>1757-21</b>	<b>678</b>	<b>1245</b>	<b>463</b>	<b>7419</b>	<b>90.5</b>

3-PT FG: 76ERS 339-992 (.342), Iverson 57-199 (.286), Robinson 34-100 (.340), Thomas 1-5 (.200), Snow 2-18 (.111), Jackson 0-1 (.000), McKie 75-172 (.436), Coleman 8-36 (.222), Dalembert 0-1 (.000), Green 19-61 (.311), Salmons 50-147 (.340), Korver 81-207 (.391), Buckner 12-44 (.273), McCaskill 0-1 (.000).  
 OPPONENTS 443-1329 (.333).

### 2003-04 GAME-BY-GAME RESULTS

DATE	WL	76ERS	OPP	TEAM	DATE	WL	76ERS	OPP	TEAM
10/28	W	89	74	Miami	01/24	L	87	95	at Cleveland
10/31	L	89	100	at Sacramento	01/27	L	76	94	New Jersey
11/01	L	90	104	at Golden State	01/28	L	84	94	at Toronto
11/03	W	94	83	at Portland	01/30	W	85	82	New Orleans
11/05	L	99	106 *	New Orleans	02/01	L	101	106	at Minnesota
11/07	W	106	85	at Chicago	01/23	L	80	93	Toronto
11/09	L	74	85	Indiana	02/05	W	96	73	L.A. Lakers
11/11	W	112	105	at Washington	02/07	L	80	110	Boston
11/14	W	100	96	San Antonio	02/08	L	87	99	at New Jersey
11/15	L	88	91 *	at Cleveland	02/11	W	113	88	Washington
11/17	L	66	74	Houston	02/17	L	85	106	at Denver
11/19	W	81	75	at Toronto	02/19	W	112	101	at Seattle
11/21	W	87	85	Boston	02/20	L	88	116	at L.A. Lakers
11/22	L	88	99	at New York	02/23	L	66	76	Detroit
11/25	L	91	95	at Milwaukee	02/24	L	75	86	at Atlanta
11/26	W	90	86	Detroit	02/28	L	74	81	at Indiana
11/28	L	77	90	at Indiana	02/29	W	81	74	Minnesota
11/29	W	98	86	Atlanta	03/03	L	77	88	at New York
12/02	L	88	95	Toronto	03/04	L	105	114	Sacramento
12/04	W	83	82	Chicago	03/06	W	97	88	Chicago
12/05	W	93	90	at Miami	03/08	W	97	92	Milwaukee
12/09	W	78	76	at Detroit	03/09	W	89	81	at Chicago
12/12	L	77	86	Denver	03/12	W	99	94 **	New York
12/14	L	86	94	Utah	03/14	L	69	85	at Detroit
12/17	W	87	76	Miami	03/16	L	79	82	at Memphis
12/19	L	81	88	Indiana	03/17	L	80	104	at New Orleans
12/21	L	84	87	at Boston	03/20	L	69	101	at Miami
12/22	W	95	73	Orlando	03/22	W	107	98	Dallas
12/26	L	98	101	at L.A. Clippers	03/24	W	99	94	Phoenix
12/28	L	92	100	at Phoenix	03/26	W	86	71	Cleveland
12/29	L	97	106	at Utah	03/28	L	65	89	at Boston
12/31	L	72	80	at Houston	03/30	W	95	71	Golden State
01/03	W	83	77	at San Antonio	04/01	L	82	88	Portland
01/05	L	76	88	Milwaukee	04/03	L	75	86	New York
01/07	W	100	80	L.A. Clippers	04/06	W	103	100 *	at Atlanta
01/09	W	97	81	New Jersey	04/09	L	80	83	Washington
01/10	L	87	94	at Washington	04/11	L	75	89	at New Jersey
01/12	W	87	82	at Orlando	04/12	L	93	107	Indiana
01/14	L	122	125 **	at Dallas	04/14	L	89	95	at Orlando
01/17	L	87	91	Memphis					
01/19	L	81	90	Seattle					
01/21	W	92	86	at New Orleans					
01/23	L	93	98	Orlando					

\* denotes overtime

\*\* denotes double-overtime





## 2005-06 SEASON STATISTICS

**RECORD: 38-44 (.463)**

**HOME: 23-18**

**AWAY: 15-26**

**2ND ATLANTIC DIVISION**

PLAYER	G-GS	MIN	FG-FGA	PCT	FT-FTA	PCT	OFF	DEF	TOT	AST	PF-DQ	STL	TO	BLK	PTS	AVG
Iverson	72-72	3103	815-1822	.447	675-829	.814	44	188	232	532	121-0	140	248	10	2377	33.0
Webber	75-75	2893	617-1422	.434	263-348	.756	184	557	741	256	219-1	103	182	62	1518	20.2
Iguodala	82-82	3086	344-688	.500	263-349	.754	117	364	481	255	198-4	135	153	21	1007	12.3
Korver	82-43	2563	327-761	.430	101-119	.849	27	243	270	163	224-1	65	98	26	939	11.5
Salmons	82-24	2059	219-521	.420	155-200	.775	48	172	220	223	178-0	73	125	13	619	7.5
Dalembert	66-52	1761	196-369	.531	93-132	.705	159	382	541	25	244-9	34	107	160	485	7.3
Green	10-2	153	28-66	.424	4-5	.800	1	14	15	5	13-0	2	12	0	70	7.0
Hunter	69-35	1312	175-291	.601	71-138	.514	110	161	271	17	120-0	12	64	76	421	6.1
Nailon	22-0	237	40-80	.500	13-15	.867	23	19	42	7	32-0	8	10	4	93	4.2
Barnes	50-0	538	59-110	.536	29-43	.674	41	56	97	22	92-2	16	24	7	149	3.0
Ollie	70-23	1069	75-174	.431	41-49	.837	13	85	98	101	103-1	33	29	3	192	2.7
Randolph	57-1	487	44-97	.454	43-71	.606	55	78	133	19	83-0	19	21	12	131	2.3
Hamilton	1-0	3	0-1	.000	1-2	.500	0	0	0	0	1-0	1	0	0	1	1.0
Williams	30-0	145	23-52	.442	8-13	.615	3	16	19	10	13-0	5	13	0	56	1.9
Thomas	15-0	124	7-13	.538	8-14	.571	8	23	31	1	32-0	0	7	3	22	1.5
Bradley	46-1	367	32-79	.405	2-3	.667	40	67	107	17	39-0	5	19	7	67	1.5
Gai	2-0	5	0-0	---	0-0	---	0	0	0	0	0-0	0	0	0	0	0.0
<b>76ERS</b>	<b>82</b>	<b>19905</b>	<b>3001-6546</b>	<b>.458</b>	<b>1770-2330</b>	<b>.760</b>	<b>873</b>	<b>2425</b>	<b>3298</b>	<b>1653</b>	<b>1712-18</b>	<b>651</b>	<b>1159</b>	<b>404</b>	<b>8147</b>	<b>99.4</b>
<b>OPPONENTS</b>	<b>82</b>	<b>19905</b>	<b>3100-6699</b>	<b>.463</b>	<b>1609-2111</b>	<b>.762</b>	<b>974</b>	<b>2533</b>	<b>3507</b>	<b>1882</b>	<b>1898-23</b>	<b>630</b>	<b>1269</b>	<b>386</b>	<b>8307</b>	<b>101.3</b>

3-PT FG: 76ERS 375-1031 (.364), Iverson 72-223 (.323), Webber 21-77 (.273), Iguodala 56-158 (.354), Korver 184-438 (.420), Salmons 26-87 (.299), Dalembert 0-1 (.000), Green 10-19 (.526), Barnes 2-11 (.182), Ollie 1-3 (.333), Williams 2-9 (.222), Bradley 1-5 (.200), OPPONENTS: 498-1420 (.351).

### 2005-06 GAME-BY-GAME RESULTS

DATE	W/L	76ERS	OPP	TEAM	DATE	W/L	76ERS	OPP	TEAM
11/01	L	108	117 *	Milwaukee	01/29	W	89	81	at Orlando
11/02	L	88	108	at Detroit	01/31	L	99	123	Phoenix
11/04	L	93	110	Charlotte	02/03	L	80	87	Detroit
11/05	W	111	109	at Indiana	02/04	W	100	95	at Cleveland
11/09	W	112	97	Dallas	02/06	L	81	87	Houston
11/11	W	85	81	L.A. Lakers	02/08	L	92	100	at Charlotte
11/13	W	113	108	L.A. Clippers	02/12	L	97	107	at Washington
11/15	W	104	92	Toronto	02/15	W	103	100 *	San Antonio
11/16	W	121	115	at Toronto	02/16	L	84	117	at Chicago
11/18	L	96	106	at Miami	02/22	W	116	107	Cleveland
11/19	L	120	123	Cleveland	02/24	W	116	111	at Milwaukee
11/21	W	103	91	NO/Okla City	02/25	W	108	102	Chicago
11/23	L	97	108	at Milwaukee	02/27	L	92	104	at Dallas
11/26	L	102	105 *	at New York	03/01	W	106	101	at Houston
11/29	W	107	83	Portland	03/03	W	119	113	Washington
11/30	L	103	110	at Boston	03/05	L	93	94	Indiana
12/02	L	86	88	at NO/Okla. City	03/08	L	101	104	at Boston
12/03	L	91	100	at San Antonio	03/09	L	93	97	Denver
12/07	L	85	88	Milwaukee	03/12	W	94	91	at Memphis
12/09	W	119	115	Charlotte	03/14	L	97	111	Toronto
12/10	W	107	95	at New Jersey	03/16	L	98	102	at Seattle
12/12	W	90	89 *	Minnesota	03/17	L	89	99	at L.A. Clippers
12/14	W	106	101	Atlanta	03/19	L	89	98	at Golden State
12/16	L	105	112	Miami	03/22	W	115	106	Atlanta
12/18	W	107	80	at Toronto	03/24	L	86	102	Orlando
12/21	W	111	100	Golden State	03/26	L	79	92	at Indiana
12/23	L	108	111	at Atlanta	03/29	L	91	101	Detroit
12/27	W	108	106	at Denver	03/31	W	117	112	at New York
12/28	L	91	95	at Portland	04/02	W	114	95	New York
12/31	L	102	108	at Utah	04/04	L	91	124	at Cleveland
01/03	W	111	98	at Sacramento	04/05	L	92	99	Chicago
01/04	L	85	105	at Phoenix	04/07	L	99	109	Boston
01/06	L	93	119	at L.A. Lakers	04/08	W	89	75	at Chicago
01/09	W	107	98	Seattle	04/10	W	105	97	Washington
01/11	L	102	110	Utah	04/12	W	116	96	at New Jersey
01/13	W	125	124 ***	Boston	04/14	L	85	104	at Miami
01/16	L	76	104	at Washington	04/15	L	97	102	at Orlando
01/18	L	90	101	New Jersey	04/18	W	91	88	New Jersey
01/20	W	89	86 *	Memphis	04/19	L	86	96	at Charlotte
01/22	W	86	84	at Minnesota					
01/24	W	109	103	Sacramento					
01/26	L	115	119 *	Orlando					
01/28	W	91	76	New York					

\* denotes overtime

\*\* denotes double-overtime

# GENERAL INFORMATION

## 2006-07 SEASON STATISTICS

RECORD: 35-47 (.427)

HOME: 21-20

AWAY: 14-27

3RD ATLANTIC DIVISION

PLAYER	G-GS	MIN	FG-FGA	PCT	FT-FTA	PCT	OFF	DEF	TOT	AST	PF-DQ	STL	TO	BLK	PTS	AVG
Iverson	15-15	640	151-366	.413	154-174	.885	7	34	41	109	21-0	33	66	1	468	31.2
Iguodala	76-76	3062	443-991	.447	452-551	.820	77	357	434	432	200-0	152	261	33	1386	18.2
Korver	74-1	2288	372-845	.440	191-209	.914	30	229	259	105	188-1	57	117	20	1067	14.4
Miller	57-56	2144	307-661	.464	160-198	.808	72	176	248	416	126-0	73	152	6	775	13.6
Green	74-36	1842	357-868	.411	74-111	.667	42	116	158	112	144-1	56	106	4	839	11.3
Webber	18-18	544	89-230	.387	18-28	.643	37	112	149	61	36-0	18	33	15	198	11.0
Dalembert	82-82	2535	356-658	.541	167-224	.746	239	494	733	64	287-9	47	161	159	879	10.7
J. Smith	54-11	1355	191-429	.445	115-136	.846	107	253	360	46	125-1	31	63	20	497	9.2
Carney	67-35	1169	182-392	.464	53-87	.609	39	89	128	26	118-0	38	43	23	442	6.6
Hunter	70-41	1605	188-326	.577	74-151	.490	114	221	335	26	137-1	13	65	76	450	6.4
Randolph	13-6	179	23-48	.479	12-22	.545	19	35	54	4	23-0	7	9	10	58	4.5
Williams	61-0	688	93-211	.441	64-92	.696	17	53	70	110	42-0	22	46	1	262	4.3
Ollie	53-23	919	81-187	.433	37-45	.822	8	66	74	130	76-0	21	47	1	199	3.8
Henderson	38-5	418	43-67	.642	33-47	.702	48	59	107	10	62-1	9	12	12	119	3.1
Jones	44-5	336	43-93	.462	23-41	.561	22	35	57	16	59-0	11	18	1	110	2.5
Amundson	10-0	87	6-15	.400	4-10	.400	13	15	28	1	15-0	1	5	8	16	1.6
McFarlin	11-0	41	5-13	.385	5-7	.714	7	4	11	1	8-0	0	1	0	15	1.4
S. Smith	8-0	28	2-8	.250	1-2	.500	1	5	6	0	4-0	1	2	0	5	0.6
<b>76ERS</b>	<b>82</b>	<b>19880</b>	<b>2932-6408</b>	<b>.458</b>	<b>1637-2135</b>	<b>.767</b>	<b>899</b>	<b>2353</b>	<b>3252</b>	<b>1669</b>	<b>1671-14</b>	<b>590</b>	<b>1258</b>	<b>390</b>	<b>7785</b>	<b>94.9</b>
<b>OPPONENTS</b>	<b>82</b>	<b>19880</b>	<b>3039-6570</b>	<b>.463</b>	<b>1452-1926</b>	<b>.754</b>	<b>969</b>	<b>2404</b>	<b>3373</b>	<b>1825</b>	<b>1801-6</b>	<b>606</b>	<b>1280</b>	<b>320</b>	<b>8033</b>	<b>98.0</b>

3-PT FG: 76ERS 284-823 (.345), Iverson 12-53 (.226), Iguodala 48-155 (.310), Korver 132-307 (.430), Miller 1-19 (.053), Green 51-157 (.325), Webber 2-5 (.400), Dalembert 0-2 (.000), Smith 0-4 (.000), Carney 25-72 (.347), Williams 12-37 (.324), Ollie 0-2 (.000), Jones 1-9 (.111), McFarlin 0-1 (.000). OPPONENTS: 503-1424 (.353).

## 2006-07 GAME-BY-GAME RESULTS

DATE	W/L	76ERS	OPP	TEAM
11/01	W	88	75	Atlanta
11/03	W	105	103	at Orlando
11/05	W	107	98	Miami
11/07	L	86	97	at Indiana
11/08	L	104	106	at Toronto
11/10	L	101	108	vs. Denver
11/15	W	96	90	at Seattle
11/17	L	94	106	at Phoenix
11/18	L	97	103 *	at L.A. Clippers
11/21	L	87	97	Detroit
11/22	L	94	98	at Milwaukee
11/24	W	123	108	Chicago
11/25	L	95	108	at Cleveland
11/27	L	91	103	at Miami
12/02	L	107	112	at New Jersey
12/03	L	84	95	Minnesota
12/06	L	94	121	at Chicago
12/08	L	98	113	Washington
12/09	L	84	86	at Orlando
12/11	L	79	81	Portland
12/13	L	81	101	Boston
12/15	L	79	93	at Dallas
12/16	L	98	103	at San Antonio
12/20	L	93	101	Indiana
12/22	W	98	93	at Boston
12/23	W	98	77	New York
12/26	L	97	116	at Golden State
12/27	L	76	101	at Sacramento
12/29	W	98	95	at Portland
12/31	L	94	104	at L.A. Lakers
01/02	W	108	97	at Denver
01/03	L	87	98	at Utah
01/05	L	102	104 *	at Minnesota
01/09	L	89	98	Detroit
01/10	L	99	106	at New York
01/12	W	110	97	Milwaukee
01/13	L	83	89	at Charlotte
01/15	L	86	104	Toronto
01/17	L	102	118	at Memphis
01/19	W	98	95 *	Miami
01/21	L	85	99	San Antonio
01/23	W	102	96	N.O./Okla. City

DATE	W/L	76ERS	OPP	TEAM
01/26	L	97	105	Cleveland
01/27	W	104	89	at Atlanta
01/29	L	84	105	at Houston
01/31	W	89	78	at N.O./Okla. City
02/02	L	101	102	Golden State
02/05	W	100	98 *	New Jersey
02/07	W	92	83	Charlotte
02/09	L	89	90	L.A. Clippers
02/11	L	89	106	Dallas
02/14	L	85	92	Washington
02/21	W	104	84	New York
02/23	L	87	102	at Charlotte
02/24	L	90	109	at Milwaukee
02/26	W	89	82	Sacramento
02/28	W	99	94	Phoenix
03/02	W	117	112 *	Memphis
03/04	W	99	86	New Jersey
03/07	W	92	89	Seattle
03/09	W	108	92	L.A. Lakers
03/10	W	100	96	at Indiana
03/13	L	92	104	at Atlanta
03/14	L	87	88	Chicago
03/16	W	89	88	Utah
03/18	L	74	124	Houston
03/20	L	75	96	at Detroit
03/23	W	106	97	Charlotte
03/24	W	93	85	at Miami
03/28	L	108	111	at Washington
03/30	W	88	82	Boston
03/31	L	82	86	at New Jersey
04/04	W	92	90	at New York
04/06	L	85	94	Toronto
04/08	W	109	104 *	Atlanta
04/10	W	90	86	Indiana
04/11	W	102	94	at Boston
04/14	L	87	104	Orlando
04/15	W	102	91	at Detroit
04/17	L	92	98	Cleveland
04/18	W	122	119	at Toronto

\* denotes overtime

\*\* denotes double-overtime

YEAR-BY-YEAR



## 2007-08 SEASON STATISTICS

**RECORD: 40-42 (.488)**

**HOME: 22-19**

**AWAY: 18-23**

**3RD ATLANTIC DIVISION**

PLAYER	G-GS	MIN	FG-FGA	PCT	FT-FTA	PCT	OFF	DEF	TOT	AST	PF-DQ	STL	TO	BLK	PTS	AVG
Iguodala	82-82	3242	582-1277	.456	365-506	.721	85	361	446	391	187-1	171	214	49	1630	19.9
Miller	82-82	3016	569-1156	.492	257-333	.772	95	229	324	565	181-0	105	206	6	1398	17.0
Green	74-74	1970	379-870	.436	112-148	.757	32	150	182	151	119-0	54	109	22	921	12.4
Williams	80-0	1862	319-752	.424	227-290	.783	41	126	167	253	130-0	81	125	13	920	11.5
Dalembert	82-82	2724	339-661	.513	186-263	.707	304	545	849	45	269-3	40	155	192	864	10.5
Korver	25-0	657	90-227	.396	31-34	.912	12	61	73	33	67-1	20	28	6	249	10.0
Young	74-22	1554	264-490	.539	76-103	.738	120	192	312	58	126-1	73	64	8	610	8.2
Carney	70-6	1039	158-392	.403	55-81	.679	50	99	149	32	96-0	39	34	23	409	5.8
Evans	81-61	1879	152-346	.439	120-257	.467	224	387	611	65	213-0	86	108	8	425	5.2
Smith	76-1	1107	141-310	.455	54-82	.659	77	153	230	20	142-1	22	48	50	340	4.5
Girceck	12-0	110	13-41	.317	6-8	.750	1	13	14	11	9-0	3	8	1	37	3.1
Ollie	40-0	300	29-69	.420	12-15	.800	4	15	19	38	28-0	10	5	0	70	1.8
Armundson	16-0	64	8-16	.500	2-7	.286	7	5	12	0	13-0	1	2	1	18	1.1
Randolph	9-0	27	4-14	.286	0-0	---	9	2	11	3	5-0	1	2	3	8	0.9
Booth	31-0	204	9-27	.333	6-10	.600	6	32	38	8	35-0	6	4	18	24	0.8

<b>76ERS</b>	<b>82</b>	<b>19755</b>	<b>3056-6648</b>	<b>.460</b>	<b>1509-2137</b>	<b>.706</b>	<b>1067</b>	<b>1673</b>	<b>2370</b>	<b>3437</b>	<b>1673</b>	<b>1620-7</b>	<b>712</b>	<b>1172</b>	<b>400</b>	<b>7923</b>	<b>96.6</b>
<b>OPPONENTS</b>	<b>82</b>	<b>19755</b>	<b>3000-6504</b>	<b>.461</b>	<b>1332-1726</b>	<b>.772</b>	<b>923</b>	<b>2293</b>	<b>3216</b>	<b>1903</b>	<b>1708-4</b>	<b>550</b>	<b>1289</b>	<b>420</b>	<b>7889</b>	<b>96.2</b>	

3-PT FG: 76ERS 302-952 (.317), Iguodala 101-307 (.329), Miller 3-34 (.088), Green 51-179 (.285), Williams 55-153 (.359), Dalembert 0-1 (.000), Korver 38-108 (.352), Young 6-19 (.316), Carney 38-120 (.317), Evans 1-1 (1.000), Smith 4-14 (.286), Girceck 515 (.333), Ollie 0-1 (.000).  
 OPPONENTS: 557-1549 (.360).

### 2007-08 GAME-BY-GAME RESULTS

DATE	WL	76ERS	OPP	TEAM	DATE	WL	76ERS	OPP	TEAM
10/31	L	97	106	at Toronto	01/25	L	81	89	at New York
11/02	W	96	85	at Chicago	01/26	W	103	96	at Charlotte
11/03	L	88	93	New Jersey	01/30	W	112	69	Milwaukee
11/07	W	94	63	Charlotte	02/01	L	106	108	Orlando
11/09	L	103	105	Toronto	02/04	L	91	96	at Atlanta
11/11	L	72	93	New Orleans	02/05	W	101	96	Washington
11/13	L	84	99	at Dallas	02/07	W	101	84	Miami
11/14	L	76	95	at New Orleans	02/09	W	101	80	L.A. Clippers
11/16	W	92	88	Portland	02/11	W	84	76	Dallas
11/20	L	101	116	at Washington	02/13	W	102	88	Memphis
11/23	L	78	83	at Detroit	02/19	L	88	104	at Minnesota
11/24	L	98	100 *	Golden State	02/20	W	124	84	New York
11/27	W	114	99	at Milwaukee	02/22	L	99	115	at Orlando
11/28	L	95	106	Utah	02/23	W	101	96 *	at Miami
11/30	W	85	84	Washington	02/27	W	101	89	Orlando
12/01	L	92	94 *	at New Jersey	02/29	L	97	119	at Golden State
12/03	L	79	88	Atlanta	03/01	W	119	114	at Phoenix
12/05	L	103	113	Boston	03/03	W	106	80	at L.A. Clippers
12/07	W	101	90	New York	03/07	W	117	83	Seattle
12/08	W	105	77	at New York	03/09	W	119	97	at Milwaukee
12/10	W	100	88	Houston	03/10	L	86	100	Boston
12/12	W	98	94	Minnesota	03/12	W	83	82	at Detroit
12/14	L	99	109	Sacramento	03/14	W	110	106	at Chicago
12/15	W	92	86	at Cleveland	03/15	W	103	96	San Antonio
12/19	L	85	102	at Indiana	03/19	W	115	113	Denver
12/21	L	101	106	L.A. Lakers	03/21	L	95	113	at Orlando
12/22	W	99	97	at Memphis	03/22	W	91	87	New Jersey
12/26	W	96	85	Miami	03/24	W	95	90	at Boston
12/28	W	92	80	at Sacramento	03/26	W	121	99	Chicago
12/30	L	72	97	at Portland	03/28	L	93	107	Phoenix
12/31	W	98	90	at Seattle	03/30	L	88	91	at Cleveland
01/02	L	107	110	at Utah	04/01	W	108	99	at New Jersey
01/04	L	93	124	at L.A. Lakers	04/04	W	109	104	at Atlanta
01/06	L	96	109	at Denver	04/05	L	85	92	Atlanta
01/08	L	83	87	Milwaukee	04/09	W	101	94	Detroit
01/09	L	96	109	at Toronto	04/11	L	76	85	Indiana
01/11	L	97	100	Chicago	04/12	L	93	109	at Washington
01/14	L	82	89	at San Antonio	04/14	L	90	91	Cleveland
01/15	W	111	107	at Houston	04/16	L	109	115	at Charlotte
01/18	L	89	116	at Boston					
01/19	W	99	95	Toronto					
01/21	L	103	110	Indiana					
01/23	L	78	86	Detroit					

\* denotes overtime



# GENERAL INFORMATION

## 2008-09 SEASON STATISTICS

RECORD: 41-41 (.500)

HOME: 24-17

AWAY: 17-24

2ND ATLANTIC DIVISION

PLAYER	G-GS	MIN	FG-FGA	PCT	FT-FTA	PCT	OFF	DEF	TOT	AST	PF-DQ	STL	TO	BLK	PTS	AVG
Iguodala	82-82	3269	542-1147	.473	377-521	.724	92	379	471	434	152-1	131	222	36	1541	18.8
Miller	82-82	2976	492-1041	.473	338-409	.826	123	245	368	534	196-1	109	199	14	1337	16.3
Young	75-71	2577	475-960	.495	139-189	.735	139	238	377	86	165-0	100	118	23	1145	15.3
Brand	29-23	920	163-365	.447	73-108	.676	77	177	254	37	78-1	17	68	45	399	13.8
Williams	81-0	1919	336-844	.398	304-385	.790	36	129	165	242	128-0	85	151	14	1039	12.8
Green	81-60	1828	286-658	.435	62-85	.729	29	97	126	158	154-0	53	64	13	685	8.5
Speights	79-2	1263	252-502	.502	102-132	.773	123	170	293	30	181-0	27	46	56	608	7.7
Dalembert	82-82	2036	216-434	.498	91-124	.734	214	487	701	18	248-2	33	117	146	523	6.4
Marshall	25-0	189	33-73	.452	3-6	.500	6	34	40	15	24-0	4	6	5	94	3.8
Evans	79-7	1140	79-178	.444	104-175	.594	135	226	361	26	161-0	41	69	8	262	3.3
Ivey	71-0	861	69-208	.332	34-43	.791	19	57	76	43	76-0	36	23	7	211	3.0
Rush	25-1	199	20-58	.345	4-4	1.000	0	15	15	15	10-0	5	10	1	54	2.2
Ratliff	46-0	579	34-64	.531	21-35	.600	46	82	128	9	77-0	17	14	47	89	1.9

76ERS	82	19755	2997-6532	.459	1652-2216	.745	1039	2336	3375	1647	1650-5	658	1157	415	7987	97.4
OPPONENTS	82	19755	2997-6489	.462	1402-1792	.782	935	2285	3220	1799	1786-10	575	1278	400	7981	97.3

3-PT FG: 76ERS 341-1072 (.318), Iguodala 80-261 (.307), Miller 15-53 (.283), Young 56-164 (.341), Williams 63-220 (.286), 51-161 (.317), Speights 2-8 (.250), Dalembert 0-2 (.000), Marshall 25-55 (.455), Evans 0-1 (.000), Ivey 39-114 (.342), Rush 10-33 (.303).

OPPONENTS: 585-1595 (.367).

## 2008-09 GAME-BY-GAME RESULTS

DATE	WL	76ERS	OPP	TEAM	DATE	WL	76ERS	OPP	TEAM
10/29	L	84	95	Toronto	1/28	W	95	93	at Houston
10/31	W	116	87	New York	1/30	W	104	94	Washington
11/01	L	88	95	at Atlanta	1/31	L	83	85	New Jersey
11/03	W	125	91	Sacramento	02/03	L	99	100	Boston
11/05	L	83	106	at Miami	02/05	W	99	94	Indiana
11/06	L	88	98	at Orlando	02/07	W	94	84	Miami
11/11	L	80	93	Utah	02/09	W	108	91	Phoenix
11/12	W	106	96	at Toronto	02/11	W	91	87	Memphis
11/14	W	94	92	at Indiana	02/17	L	91	100	at Indiana
11/15	W	110	85	Oklahoma City	02/18	L	89	101	Denver
11/19	L	96	102	at Minnesota	02/21	L	91	97	at Miami
11/21	W	89	88	L.A. Clippers	2/23	L	96	98	at New Jersey
11/23	W	89	81	Golden State	2/25	W	106	98	at Washington
11/24	L	84	93	at Charlotte	2/27	W	108	103	at New York
11/26	L	94	96	Orlando	2/28	L	100	106	Orlando
11/28	L	78	102	at Boston	03/02	L	91	98	New Orleans
11/30	L	92	103	Chicago	03/07	W	110	105	at Memphis
12/02	W	103	95 *	at Chicago	03/08	L	74	89	at Oklahoma City
12/03	L	102	114	L.A. Lakers	03/11	W	115	106	Toronto
12/05	W	96	91	at Detroit	03/13	W	104	101	Chicago
12/06	L	84	95	New Jersey	03/15	W	85	77	Miami
12/10	L	93	101	Cleveland	03/17	W	94	93	at L.A. Lakers
12/12	L	72	88	at Cleveland	03/18	L	116	126	at Phoenix
12/13	W	104	89	Washington	03/20	L	111	119	at Golden State
12/17	W	93	88	Milwaukee	03/22	W	112	100	at Sacramento
12/19	W	109	103	at Washington	03/23	W	114	108 *	at Portland
12/20	L	94	95	Indiana	03/25	W	96	88	Minnesota
12/23	L	91	110	at Boston	03/27	L	95	100	Charlotte
12/26	L	101	105	at Denver	03/29	L	97	101	at Detroit
12/29	L	95	112	at Utah	03/31	W	98	85	Atlanta
12/31	W	100	92	at L.A. Clippers	04/02	W	105	95	Milwaukee
01/02	L	86	96	at Dallas	04/04	W	95	90	Detroit
01/03	L	106	108	at San Antonio	04/05	L	67	96	at New Jersey
01/06	W	104	96	Houston	04/07	L	98	101	at Charlotte
01/07	W	110	105	at Milwaukee	04/09	L	99	113	at Chicago
01/09	W	93	87	Charlotte	04/10	L	92	102	Cleveland
01/11	W	109	94	at Atlanta	04/12	L	104	111	at Toronto
01/14	W	100	79	Portland	04/14	L	98	100	Boston
01/16	W	109	87	SAN ANTONIO	04/15	W	111	110 *	at Cleveland
01/17	W	107	97	at New York					
01/19	L	93	95	Dallas					
01/24	W	116	110	New York					
01/26	L	86	101	at New Orleans					

\* denotes overtime

YEAR-BY-YEAR



## 2009-10 SEASON STATISTICS

**RECORD:** 27-55 (.329)

**HOME:** 12-29

**AWAY:** 15-26

**4TH ATLANTIC DIVISION**

PLAYER	G-GS	MIN	FG-FGA	PCT	FT-FTA	PCT	OFF	DEF	TOT	AST	PF-DQ	STL	TO	BLK	PTS	AVG
Iguodala	82-82	3193	496-1120	.443	315-430	.733	82	447	529	472	145-0	141	218	55	1401	17.1
Williams	64-38	1912	318-677	.470	192-233	.824	25	162	187	268	110-1	80	106	15	898	14.0
Young	67-45	2145	382-813	.470	114-165	.691	130	220	350	97	133-0	81	126	15	926	13.8
Iverson	25-24	798	121-290	.417	98-119	.824	15	60	75	102	43-0	18	57	2	348	13.9
Brand	76-57	2297	412-858	.480	172-233	.738	179	282	461	109	232-1	82	131	80	996	13.1
Green	73-18	1553	248-543	.457	95-114	.833	20	109	129	152	135-0	32	67	11	638	8.7
Speights	62-1	1016	212-444	.477	108-145	.745	85	167	252	36	152-2	29	51	34	532	8.6
Dalembert	82-80	2124	285-523	.545	97-133	.729	239	545	784	64	252-5	42	123	151	667	8.1
Holiday	73-51	1767	230-520	.442	65-86	.756	56	135	191	280	153-0	79	156	18	587	8.0
Kapono	57-12	976	126-301	.419	9-15	.600	14	52	66	39	80-0	21	34	6	324	5.7
Carney	68-0	857	113-282	.401	52-63	.825	26	111	137	37	79-0	25	21	20	319	4.7
Meeks	19-0	233	40-91	.440	13-18	.722	4	23	27	17	19-0	5	5	1	112	5.9
Smith	56-2	658	75-174	.431	29-42	.690	54	81	135	33	110-1	21	35	28	189	3.4
Ivey	26-0	236	26-55	.473	6-7	.857	5	21	26	17	25-0	10	5	2	70	2.7
Elson	1-0	4	1-2	.500	0-3	.000	1	0	1	0	0-0	0	0	0	2	2.0
Brezec	7-0	36	2-13	.154	1-2	.500	6	6	12	0	9-0	1	0	1	5	0.7

**76ERS** 82 - 19805 3087-6706 .460 1366-1808 .756 941 2421 3362 1723 1677-10 667 1192 439 8014 97.7  
**OPPONENTS** 82 - 19805 3105-6573 .472 1518-1983 .766 888 2470 3358 1810 1534-4 621 1189 332 8334 101.6

3-PT FG: 76ERS 474-1381 (.343), Iguodala 94-303 (.310), Williams 70-206 (.340), Young 48-138 (.348), Iverson 8-24 (.333), Brand 0-1 (.000), Green 47-136 (.346), Speights 0-5 (.000), Holiday 62-159 (.390), Kapono 63-171 (.368), Carney 41-135 (.304), Meeks 19-50 (.380), Smith 10-29 (.345), Ivey 12-24 (.500).

OPPONENTS: 606-1542 (.393).

### 2009-10 GAME-BY-GAME RESULTS

DATE	W/L	76ERS	OPP	TEAM	DATE	W/L	76ERS	OPP	TEAM
10/28	L	106	120	at Orlando	01/25	L	98	109	INDIANA
10/30	W	99	86	MILWAUKEE	01/27	L	88	91	at Milwaukee
10/31	W	141	127 *	at New York	01/29	L	91	99	L.A. LAKERS
11/03	L	74	105	BOSTON	01/31	W	83	79	at New Jersey
11/06	W	97	94	NEW JERSEY	02/03	W	106	103 *	CHICAGO
11/08	L	81	88	at Detroit	02/05	W	101	94	at New Orleans
11/09	L	115	119	PHOENIX	02/06	W	102	95	at Houston
11/11	W	82	79	at New Jersey	02/09	W	119	97	MINNESOTA
11/13	L	90	112	UTAH	02/10	L	93	104	at Toronto
11/14	L	88	94	at Chicago	02/16	L	78	105	MIAMI
11/18	W	86	84	CHARLOTTE	02/19	W	106	94	SAN ANTONIO
11/20	L	97	102	MEMPHIS	02/20	L	90	122	at Chicago
11/21	L	91	97	at Cleveland	02/23	W	110	102	at Golden State
11/24	L	107	108	at Washington	02/24	L	95	106	at Phoenix
11/25	L	110	113	at Boston	02/26	L	90	99	at L.A. Lakers
11/27	L	86	100	ATLANTA	03/01	L	105	126	ORLANDO
11/29	L	89	97	at San Antonio	03/03	L	93	112	at Atlanta
11/30	L	102	104	at Dallas	03/05	L	86	96	BOSTON
12/02	L	106	117	at Oklahoma City	03/07	W	114	101	at Toronto
12/05	L	105	106	at Charlotte	03/09	L	96	107	at Indiana
12/07	L	83	93	DENVER	03/10	L	87	102	CHARLOTTE
12/09	L	86	90	DETROIT	03/12	L	95	100	CLEVELAND
12/11	L	91	96	HOUSTON	03/14	L	91	104	at Miami
12/14	W	117	101	GOLDEN STATE	03/15	L	84	94	NEW YORK
12/16	L	101	108	CLEVELAND	03/17	W	108	97	NEW JERSEY
12/18	W	98	97	at Boston	03/19	L	88	92	at New York
12/19	L	107	112 *	L.A. CLIPPERS	03/20	L	84	98	CHICAGO
12/22	L	98	105	at Washington	03/22	L	93	109	ORLANDO
12/26	L	76	97	at Utah	03/24	W	101	86	at Milwaukee
12/28	W	104	93	at Portland	03/26	W	105	98	ATLANTA
12/30	W	116	106	at Sacramento	03/30	L	93	111	OKLAHOMA CITY
12/31	L	88	104	at L.A. Clipper	03/31	L	84	103	at Charlotte
01/03	W	108	105	at Denver	04/03	L	123	128 *	TORONTO
01/05	L	97	104	WASHINGTON	04/06	L	103	124	DETROIT
01/08	L	106	108	TORONTO	04/07	L	95	99	at Miami
01/09	W	104	94	at Detroit	04/09	L	90	95	MILWAUKEE
01/11	W	96	92	NEW ORLEANS	04/10	W	120	101	at Memphis
01/13	L	92	93	NEW YORK	04/12	L	105	107	MIAMI
01/15	W	98	86	SACRAMENTO	04/14	L	111	125	at Orlando
01/18	L	103	108 *	at Minnesota					
01/20	L	90	98	PORTLAND					
01/22	W	92	81	DALLAS					
01/23	W	107	97	at Indiana					

\* denotes overtime

# GENERAL INFORMATION

## 2010-11 SEASON STATISTICS

RECORD: 41-41 (.500)

HOME: 26-15

AWAY: 15-26

3RD ATLANTIC DIVISION

PLAYER	G-GS	MIN	FG-FGA	PCT	FT-FTA	PCT	OFF	DEF	TOT	AST	PF-DQ	STL	TO	BLK	PTS	AVG
Brand	81-81	2809	502-981	.512	213-273	.780	237	439	676	120	244-3	92	101	106	1217	15.0
Iguodala	67-67	2469	338-759	.445	208-300	.693	61	326	387	422	109-0	101	138	38	945	14.1
Holiday	82-82	2901	446-999	.446	172-209	.823	68	264	332	531	203-3	120	218	29	1145	14.0
Williams	75-0	1747	323-795	.406	293-356	.823	32	117	149	252	128-1	47	102	17	1027	13.7
Young	82-1	2135	458-847	.541	123-174	.707	153	281	434	82	170-0	90	99	26	1045	12.7
Meeks	74-64	2062	242-570	.425	152-170	.894	21	150	171	78	97-0	63	60	4	774	10.5
Turner	78-14	1797	225-529	.425	101-125	.808	42	264	306	159	138-0	49	80	14	565	7.2
Hawes	81-81	1718	264-568	.465	47-88	.534	129	336	465	121	201-2	29	97	71	584	7.2
Nocioni	54-17	931	118-277	.426	49-61	.803	19	150	169	45	100-1	14	47	15	327	6.1
Speights	64-1	734	144-291	.495	55-73	.753	64	146	210	30	120-0	8	40	19	344	5.4
Brackins	3-0	33	4-16	.250	0-0	---	2	2	4	1	3-0	1	0	0	8	2.7
Battie	38-0	377	45-96	.469	8-14	.571	17	82	99	12	59-0	5	12	15	100	2.6
Songaila	10-0	71	7-15	.467	2-4	.500	2	8	10	2	16-0	0	4	0	16	1.6
Daniels	4-0	35	2-5	.400	2-2	1.000	0	5	5	2	0-0	0	1	0	6	1.5
Kapono	24-2	112	7-28	.250	1-2	.500	3	8	11	4	4-0	2	2	1	16	0.7
<b>76ERS</b>	<b>82 - 19930</b>	<b>3125-6776</b>	<b>.461</b>	<b>1426-1851</b>	<b>.770</b>	<b>850</b>	<b>2578</b>	<b>3428</b>	<b>1861</b>	<b>1592-10</b>	<b>621</b>	<b>1063</b>	<b>355</b>	<b>8119</b>	<b>99.0</b>	

**OPONENTS** 82 - 19930 2996-6638 .451 1536-1987 .773 881 2608 3489 1762 1544-9 583 1168 376 7996 97.5  
 3-PT FG: 76ERS 443-1248 (.355), Brand 0-1 (.000), Iguodala 61-181 (.337), Holiday 81-222 (.365), Williams 88-253 (.348), Young 6-22 (.273), Meeks 138-348 (.397), Turner 14-44 (.318), Hawes 9-37 (.243), Nocioni 42-118 (.356), Speights 1-4 (.250), Brackins 0-5 (.000), Battie 2-3 (.667), Daniels 0-2 (.000), Kapono 1-8 (.125).  
 OPPONENTS: 468-1375 (.340).

## 2010-11 GAME-BY-GAME RESULTS

DATE	W/L	76ERS	OPP	TEAM	DATE	W/L	76ERS	OPP	TEAM
10/27	L	87	97	MIAMI	01/22	W	96	85	UTAH
10/29	L	101	104	ATLANTA	01/24	W	105	95	PHOENIX
10/30	L	86	99	at Indiana	01/26	W	107	94	at Toronto
11/02	L	115	116 *	at Washington	01/28	L	94	99	MEMPHIS
11/03	W	101	75	INDIANA	01/30	W	110	99	DENVER
11/05	L	116	123	CLEVELAND	02/02	W	106	92	at New Jersey
11/07	W	106	96	at New York	02/04	W	100	98	NEW YORK
11/10	L	103	109	at Oklahoma Cit	02/06	L	103	117	at New York
11/12	L	90	99	at Dallas	02/08	W	117	83	at Atlanta
11/13	L	93	116	at San Antonio	02/09	L	95	99	ORLANDO
11/16	L	93	101	at Cleveland	02/11	W	77	71	SAN ANTONIO
11/17	L	86	94	TORONTO	02/12	W	107	87	at Minnesota
11/19	W	90	79	MILWAUKEE	02/15	L	91	102	at Memphis
11/23	L	114	116 *	at Washington	02/16	W	114	105	at Houston
11/24	L	90	106	at Toronto	02/23	W	117	94	WASHINGTON
11/26	L	90	99	at Miami	02/25	W	110	94	DETROIT
11/27	W	102	86	NEW JERSEY	02/27	W	95	91	at Cleveland
11/30	W	88	79	PORTLAND	03/01	L	93	101	DALLAS
12/03	L	88	93	at Atlanta	03/04	W	111	100	MINNESOTA
12/04	W	109	91	CHARLOTTE	03/06	W	125	117 *	GOLDEN STATE
12/07	W	117	97	CLEVELAND	03/08	W	110	100	at Indiana
12/09	L	101	102	BOSTON	03/09	L	105	110 *	OKLAHOMA CITY
12/12	W	88	70	NEW ORLEANS	03/11	W	89	86	BOSTON
12/14	W	82	77	at New Jersey	03/12	L	74	102	at Milwaukee
12/15	W	105	91	L.A. CLIPPERS	03/14	L	107	112 *	at Utah
12/17	L	81	93	L.A. LAKERS	03/16	W	104	94	at L.A. Clipper
12/18	W	97	89	at Orlando	03/18	W	102	80	at Sacramento
12/21	L	76	121	at Chicago	03/19	L	101	110	at Portland
12/22	L	80	84	at Boston	03/23	W	105	100	ATLANTA
12/26	W	95	89	at Denver	03/25	L	99	111	at Miami
12/27	L	95	110	at Golden State	03/27	L	111	114 *	SACRAMENTO
12/29	W	123	110	at Phoenix	03/28	W	97	85	at Chicago
12/31	L	98	102	at L.A. Lakers	03/30	W	108	97	HOUSTON
01/03	L	77	84	at New Orleans	04/01	W	115	90	NEW JERSEY
01/05	W	109	97	WASHINGTON	04/02	L	87	93 *	at Milwaukee
01/07	W	105	99	CHICAGO	04/05	L	82	99	at Boston
01/08	L	109	112 *	at Detroit	04/06	L	92	97	NEW YORK
01/11	L	103	111	INDIANA	04/08	W	98	93	TORONTO
01/14	W	95	94	MILWAUKEE	04/11	L	85	95	ORLANDO
01/17	W	96	92 *	CHARLOTTE	04/13	L	100	104	DETROIT
01/19	L	98	99 *	at Orlando					
01/20	L	97	100	at Charlotte					

\* denotes overtime

YEAR-BY-YEAR



## 2011-12 SEASON STATISTICS

**RECORD: 35-31 (.530)**

**HOME: 19-14**

**AWAY: 16-17**

**3RD ATLANTIC DIVISION**

PLAYER	G-GS	MIN	FG-FGA	PCT	FT-FTA	PCT	OFF	DEF	TOT	AST	PF-DQ	STL	TO	BLK	PTS	AVG
Williams	64-0	1682	318-782	.407	237-292	.812	30	125	155	221	90-0	53	71	18	956	14.9
Holiday	65-65	2196	360-834	.432	94-120	.783	57	155	212	290	137-2	103	135	18	879	13.5
T. Young	63-1	1755	348-687	.507	111-144	.771	137	188	325	74	127-3	64	55	41	808	12.8
Iguodala	62-62	2209	287-632	.454	121-196	.617	56	325	381	339	92-0	107	115	30	771	12.4
Brand	60-60	1732	287-581	.494	85-116	.733	145	284	429	97	176-1	58	65	97	659	11.0
Haves	37-29	920	156-319	.489	40-55	.727	78	192	270	98	100-0	16	55	48	355	9.6
Turner	65-20	1713	263-590	.446	73-108	.676	27	349	376	180	117-1	40	105	20	610	9.4
Meeks	66-50	1644	191-467	.409	77-85	.906	17	144	161	54	82-0	40	29	3	556	8.4
Vucevic	51-15	812	131-291	.450	18-34	.529	88	158	246	31	111-0	20	33	34	283	5.5
Silas	2-0	39	4-15	.267	2-3	.667	2	2	4	3	5-0	0	3	0	11	5.5
Allen	41-15	624	79-167	.473	11-14	.786	47	124	171	34	73-0	13	20	18	169	4.1
S. Young	14-0	135	13-44	.295	9-14	.643	6	15	21	6	11-0	6	7	4	40	2.9
Brackins	14-1	88	9-33	.273	1-2	.500	5	10	15	8	6-0	0	4	1	22	1.6
Battie	27-11	295	19-51	.373	4-4	1.000	8	59	67	16	26-0	4	4	6	42	1.6
Nocioni	11-1	56	5-20	.250	6-11	.545	1	13	14	1	4-0	1	5	1	17	1.5
Elson	5-0	16	1-3	.333	0-0	---	0	1	1	1	0-0	1	1	1	2	0.4
<b>76ERS</b>	<b>66</b>	<b>15915</b>	<b>2471-5516</b>	<b>.448</b>	<b>889-1198</b>	<b>.742</b>	<b>704</b>	<b>2144</b>	<b>2848</b>	<b>1453</b>	<b>1157-7</b>	<b>526</b>	<b>738</b>	<b>340</b>	<b>6180</b>	<b>93.6</b>
<b>OPPONENTS</b>	<b>66</b>	<b>15915</b>	<b>2263-5302</b>	<b>.427</b>	<b>1017-1352</b>	<b>.752</b>	<b>706</b>	<b>2181</b>	<b>2887</b>	<b>1293</b>	<b>1070-3</b>	<b>391</b>	<b>918</b>	<b>316</b>	<b>5900</b>	<b>89.4</b>

3-PT FG: 76ERS 349-963 (.362), Williams 83-229 (.362), Holiday 65-171 (.380), T. Young 1-4 (.250), Iguodala 76-193 (.394), Brand 0-1 (.000), Haves 3-12 (.250), Turner 11-49 (.224), Meeks 97-266 (.365), Vucevic 3-8 (.375), Silas 1-6 (.167), S. Young 5-8 (.625), Brackins 3-9 (.333), Battie 0-1 (.000), Nocioni 1-6 (.167).

OPPONENTS: 357-1070 (.334).

### 2011-12 GAME-BY-GAME RESULTS

DATE	W/L	76ERS	OPP	TEAM	DATE	W/L	76ERS	OPP	TEAM
12/26	L	103	107	at Portland	3/5	L	93	97	at Milwaukee
12/28	W	103	83	at Phoenix	3/7	W	103	71	BOSTON
12/30	L	99	102	at Utah	3/9	W	104	91	UTAH
12/31	W	107	79	at Golden State	3/11	W	106	94	at New York
1/4	W	101	93	at New Orleans	3/14	L	94	111	at Indiana
1/6	W	96	73	DETROIT	3/16	L	78	84	MIAMI
1/7	W	97	62	TORONTO	3/17	L	80	89	at Chicago
1/9	W	96	86	INDIANA	3/19	W	105	80	at Charlotte
1/10	W	112	85	SACRAMENTO	3/21	L	79	82	NEW YORK
1/11	L	79	85	at New York	3/23	W	99	86	BOSTON
1/13	W	120	89	WASHINGTON	3/25	L	76	93	at San Antonio
1/14	W	103	90	at Washington	3/27	W	103	85	CLEVELAND
1/16	W	94	82	MILWAUKEE	3/30	L	76	97	at Washington
1/18	L	104	108 *	DENVER	3/31	W	95	90	ATLANTA
1/20	W	90	76	ATLANTA	4/3	L	93	99	at Miami
1/21	L	92	113	at Miami	4/4	L	78	99	TORONTO
1/23	W	103	83	WASHINGTON	4/7	L	82	88	ORLANDO
1/25	L	90	97 *	NEW JERSEY	4/8	L	79	103	at Boston
1/27	W	89	72	CHARLOTTE	4/10	W	107	88	at New Jersey
1/28	W	95	74	DETROIT	4/11	W	93	75	at Toronto
1/30	W	74	69	ORLANDO	4/13	L	89	95	NEW JERSEY
2/1	W	98	82	CHICAGO	4/16	L	100	113	at Orlando
2/3	L	79	99	MIAMI	4/17	L	97	102	INDIANA
2/4	W	98	87	at Atlanta	4/18	W	103	87	at Cleveland
2/6	W	95	90	L.A. LAKERS	4/21	W	109	106 *	at Indiana
2/8	L	90	100	SAN ANTONIO	4/23	W	105	87	at New Jersey
2/10	L	77	78	L.A. CLIPPERS	4/25	W	90	85	at Milwaukee
2/11	W	99	84	at Cleveland	4/26	L	86	108	at Detroit
2/13	W	98	89	at Charlotte					
2/15	L	87	103	at Orlando					
2/17	L	75	82	DALLAS					
2/19	L	91	92	at Minnesota					
2/21	L	76	89	at Memphis					
2/22	L	87	93	at Houston					
2/28	W	97	68	at Detroit					
2/29	L	88	92	OKLAHOMA CITY					
3/2	W	105	83	GOLDEN STATE					
3/4	L	91	96	CHICAGO					

\* denotes overtime

# GENERAL INFORMATION

## 2012-13 SEASON STATISTICS

RECORD: 34-48 (.415)

HOME: 23-18

AWAY: 11-30

4TH ATLANTIC DIVISION

PLAYER	G-GS	MIN	FG-FGA	PCT	FT-FTA	PCT	OFF	DEF	TOT	AST	PF-DQ	STL	TO	BLK	PTS	AVG
Jr. Holiday	78-78	2926	555-1288	.431	182-242	.752	89	240	329	625	170-2	123	292	32	1383	17.7
T. Young	76-76	2629	509-958	.531	108-188	.574	182	389	571	125	191-1	133	90	55	1127	14.8
Turner	82-82	2892	441-1053	.419	154-208	.740	56	461	517	354	197-1	71	187	17	1094	13.3
Hawes	82-40	2233	376-811	.464	122-157	.777	173	417	590	183	233-1	24	131	113	905	11.0
N. Young	59-17	1411	224-542	.413	105-128	.820	24	106	130	84	84-0	36	50	14	628	10.6
Richardson	33-33	936	135-336	.402	20-33	.606	19	108	127	51	57-0	40	26	15	347	10.5
Wright	79-8	1783	237-599	.396	120-141	.851	42	260	302	150	98-0	62	64	35	729	9.2
Pargo	14-0	208	24-63	.381	14-21	.667	1	16	17	28	14-0	1	13	0	69	4.9
Wilkins	61-21	1095	145-316	.459	81-109	.743	32	73	105	91	98-0	37	49	18	388	6.4
Allen	79-37	1669	206-454	.454	43-60	.717	159	236	395	73	180-1	24	55	55	455	5.8
Ju. Holiday	9-0	142	16-48	.333	6-8	.750	0	14	14	15	7-0	3	9	6	42	4.7
Moultrie	47-0	542	78-134	.582	18-28	.643	76	69	145	10	43-0	17	19	10	174	3.7
Joullie	53-5	698	62-144	.431	9-16	.563	16	41	57	32	73-0	23	20	3	170	3.2
Wayns	21-1	165	19-72	.264	13-15	.867	1	4	5	20	18-0	3	13	0	56	2.7
Jenkins	12-1	150	14-38	.368	2-4	.500	3	8	11	16	4-0	6	2	1	30	2.5
Brown	22-11	269	17-37	.459	7-19	.368	23	51	74	9	37-0	6	8	10	41	1.9
Mack	4-0	7	1-2	.500	0-0	---	0	0	0	1	1-0	0	2	0	2	0.5

76ERS	82	19755	3059-6895	.444	1004-1377	.729	896	2493	3389	1867	1505-6	609	1070	384	7640	93.2
OPPONENTS	82	19755	3017-6643	.454	1331-1752	.760	903	2704	3607	1870	1331-4	590	1175	396	7914	96.6

3-PT FG: 76ERS 518-1438 (.360), Jr. Holiday 91-247 (.368), T. Young 1-8 (.125), Turner 58-159 (.365), Hawes 31-87 (.356), N. Young 75-210 (.357), Richardson 57-167 (.341), Wright 135-361 (.374), Pargo 7-17 (.412), Wilkins 17-51 (.333), Allen 0-1 (.000), Ju. Holiday 4-16 (.250), Ivey 37-88 (.420), Wayns 5-25 (.200), Mack 0-1 (.000).  
OPPONENTS: 549-1574 (.349).

### 2012-13 GAME-BY-GAME RESULTS

DATE	W/L	76ERS	OPP	TEAM	DATE	W/L	76ERS	OPP	TEAM
10/31	W	84	75	DENVER	1/26	W	97	80	NEW YORK
11/4	L	84	100	at New York	1/28	L	100	103	MEMPHIS
11/5	L	88	110	NEW YORK	1/30	W	92	84	WASHINGTON
11/7	W	77	62	at New Orleans	2/1	W	89	80	SACRAMENTO
11/9	W	106	100	at Boston	2/4	W	78	61	ORLANDO
11/10	W	93	83	at Toronto	2/6	L	69	88	INDIANA
11/12	L	96	105	MILWAUKEE	2/9	W	87	76	CHARLOTTE
11/14	L	76	94	DETROIT	2/11	L	9	107	L.A. CLIPPERS
11/16	W	99	93	UTAH	2/13	L	92	94	at Milwaukee
11/18	W	86	79	CLEVELAND	2/20	L	87	94	at Minnesota
11/20	W	106	98	TORONTO	2/23	L	90	114	MIAMI
11/21	L	83	92	at Cleveland	2/24	L	93	99	at New York
11/24	L	109	116	* OKLAHOMA CITY	2/26	L	84	98	ORLANDO
11/25	W	104	101	PHOENIX	2/28	L	82	93	at Chicago
11/27	W	100	98	DALLAS	3/2	W	104	97	GOLDEN STATE
11/30	W	104	98	at Charlotte	3/3	L	87	90	at Washington
12/1	L	88	93	at Chicago	3/5	L	101	109	BOSTON
12/4	L	88	105	MINNESOTA	3/6	L	96	107	at Atlanta
12/7	W	95	94	* BOSTON	3/8	L	93	102	at Miami
12/8	L	79	92	at Boston	3/10	L	91	99	at Orlando
12/10	W	104	97	DETROIT	3/11	W	106	97	BROOKLYN
12/12	L	89	96	CHICAGO	3/13	L	94	98	MIAMI
12/14	L	85	95	at Indiana	3/16	W	98	91	INDIANA
12/16	L	98	111	L.A. LAKERS	3/18	W	101	100	PORTLAND
12/18	L	100	107	at Dallas	3/20	L	72	101	at L.A. Clipper
12/19	L	103	125	at Houston	3/21	L	100	101	at Denver
12/21	W	99	80	ATLANTA	3/24	W	117	103	at Sacramento
12/23	L	92	95	at Brooklyn	3/25	L	91	107	at Utah
12/26	W	99	89	at Memphis	3/27	W	100	92	MILWAUKEE
12/28	L	89	96	at Golden State	3/29	W	97	87	at Cleveland
12/29	L	85	89	at Portland	3/30	W	100	92	CHARLOTTE
1/1	W	103	99	at L.A. Lakers	4/3	L	83	88	at Charlotte
1/2	L	89	95	at Phoenix	4/5	W	101	90	at Atlanta
1/4	L	85	109	at Oklahoma City	4/6	L	87	106	at Miami
1/5	L	86	109	at San Antonio	4/9	L	83	104	at Brooklyn
1/8	L	89	109	BROOKLYN	4/10	L	101	124	ATLANTA
1/9	L	72	90	at Toronto	4/12	W	97	86	at Washington
1/12	W	107	100	HOUSTON	4/14	W	91	77	CLEVELAND
1/15	L	99	111	NEW ORLEANS	4/15	L	101	109	at Detroit
1/18	W	108	101	* TORONTO	4/17	W	105	95	at Indiana
1/21	L	85	90	SAN ANTONIO					
1/22	L	102	110	at Milwaukee					

\* denotes overtime

YEAR-BY-YEAR



## 2013-14 SEASON STATISTICS

**RECORD: 19-63 (.232)**

**HOME: 10-31**

**AWAY: 9-32**

**5TH ATLANTIC DIVISION**

PLAYER	G-GS	MIN	FG-FGA	PCT	FT-FTA	PCT	OFF	DEF	TOT	AST	PF-DQ	STL	TO	BLK	PTS	AVG
Young	79-78	2718	582-1283	.454	163-229	.712	166	310	476	182	213-1	167	165	36	1417	17.9
Turner	54-54	1886	356-831	.428	189-228	.829	50	272	322	198	147-3	56	155	5	939	17.4
Carter-Williams	70-70	2414	427-1054	.405	258-367	.703	101	336	437	441	213-2	130	247	43	1167	16.7
Wroten	72-16	1765	345-808	.427	209-326	.641	69	159	228	217	151-1	78	204	16	939	13.0
Hawes	53-53	1666	264-586	.451	79-101	.782	88	364	452	176	154-2	31	119	67	688	13.0
Anderson	80-62	2309	309-717	.431	77-106	.726	59	241	300	149	154-0	74	106	28	810	10.1
Sims	26-25	707	112-229	.489	82-107	.766	82	99	181	47	84-0	23	33	13	306	11.8
Morris	12-0	193	29-67	.433	15-21	.714	3	10	13	31	21-0	8	19	0	83	6.9
Williams	67-2	1157	140-337	.415	87-119	.731	30	100	130	72	126-0	35	68	3	404	6.0
Thompson	77-41	1742	171-372	.460	52-73	.712	73	174	247	73	144-0	53	60	12	461	6.0
Ware	9-0	116	18-42	.429	5-6	.833	0	9	9	10	11-0	8	5	0	48	5.3
Allen	51-2	960	117-266	.440	27-40	.675	106	171	277	65	115-1	22	40	27	263	5.2
Mullens	18-0	247	47-101	.465	8-14	.571	17	43	60	8	31-0	9	14	8	122	6.8
Varnado	23-0	337	36-60	.600	27-52	.519	19	44	63	13	61-0	10	10	29	99	4.3
Nunnally	9-0	111	9-28	.321	3-5	.600	0	11	11	6	9-0	5	3	1	26	2.9
Dedmon	11-0	150	15-29	.517	7-13	.538	11	38	49	3	28-1	0	9	9	37	3.4
Moultre	12-2	187	16-38	.421	4-5	.800	11	24	35	2	22-0	8	7	4	36	3.0
Orton	22-4	251	21-47	.447	23-30	.767	16	45	61	15	38-0	6	18	16	65	3.0
Davies	51-0	575	54-128	.422	34-53	.642	38	71	109	28	92-1	24	35	8	144	2.8
Maynor	8-0	112	11-29	.379	4-8	.500	2	13	15	12	4-0	4	12	2	30	3.8
L. Brown	26-0	224	26-86	.302	9-13	.692	8	20	28	41	19-0	13	16	3	64	2.5
Thomas	2-1	13	3-5	.600	0-0	---	0	0	2	0	1-0	0	1	0	7	3.5
Johnson-Odom	3-0	15	0-7	.000	0-2	.000	0	2	2	1	3-0	1	2	0	0	0.0

**76ERS 82 - 19855 3108-7150 .435 1362-1918 .710 949 2556 3505 1791 1844-12 765 1384 330 8155 99.5**

**OPPONENTS 82 - 19855 3284-6975 .471 1705-2261 .754 976 2871 3847 2144 1686-5 736 1391 558 9012 109.9**

3-PT FG: 76ERS 577-1847 (.312), Young 90-292 (.308), Turner 38-132 (.288), Carter-Williams 55-208 (.264), Wroten 40-188 (.213), Hawes 81-203 (.399), Anderson 115-351 (.328), Sims 0-1 (.000), Morris 10-24 (.417), Williams 37-125 (.296), Thompson 67-167 (.401), Ware 7-21 (.333), Allen 2-13 (.154), Mullens 20-50 (.400), Nunnally 5-15 (.333), Davies 2-10 (.200), Maynor 4-12 (.333), Brown 3-30 (.100), Thoms 1-2 (.500), Johnson-Odom 0-3 (.000).

OPPONENTS: 739-1998 (.370).

### 2013-14 GAME-BY-GAME RESULTS

DATE	W/L	76ERS	OPP	TEAM	DATE	W/L	76ERS	OPP	TEAM
Oct 30	W	114	110	MIAMI	Jan 22	W	110	106	at New York
Nov 1	W	109	102	at Washington	Jan 24	L	95	104	TORONTO
Nov 2	W	107	104	CHICAGO	Jan 25	L	91	103	OKLAHOMA CITY
Nov 4	L	90	110	GOLDEN STATE	Jan 27	L	113	124	PHOENIX
Nov 6	L	102	116	WASHINGTON	Jan 29	W	95	94	at Boston
Nov 8	W	94	79	CLEVELAND	Jan 31	L	99	125	ATLANTA
Nov 9	L	125	127**	at Cleveland	Feb 1	L	96	113	at Detroit
Nov 11	L	85	109	SAN ANTONIO	Feb 3	L	102	108	at Brooklyn
Nov 13	W	123	117*	HOUSTON	Feb 5	L	108	114	BOSTON
Nov 15	L	103	113	at Atlanta	Feb 7	L	98	112	L.A. LAKERS
Nov 16	L	98	135*	at New Orleans	Feb 9	L	78	123	at L.A. Clipper
Nov 18	L	94	97*	at Dallas	Feb 10	L	80	123	at Golden State
Nov 20	L	98	108	TORONTO	Feb 12	L	100	105	at Utah
Nov 22	W	115	107*	MILWAUKEE	Feb 18	L	85	114	CLEVELAND
Nov 23	L	98	106	at Indiana	Feb 21	L	112	124	DALLAS
Nov 27	L	94	105	at Orlando	Feb 24	L	110	130	MILWAUKEE
Nov 29	L	105	121	NEW ORLEANS	Feb 26	L	90	101	ORLANDO
Dec 1	L	100	115	at Detroit	Mar 1	L	103	122	WASHINGTON
Dec 3	W	126	125**	ORLANDO	Mar 2	L	81	92	at Orlando
Dec 6	L	88	105	at Charlotte	Mar 4	L	92	125	at Oklahoma City
Dec 7	L	92	103	DENVER	Mar 8	L	92	104	UTAH
Dec 9	L	83	94	L.A. CLIPPERS	Mar 10	L	110	123	at New York
Dec 11	L	99	106	at Minnesota	Mar 12	L	98	115	SACRAMENTO
Dec 13	L	100	108	at Toronto	Mar 14	L	94	101	INDIANA
Dec 14	L	105	139	PORTLAND	Mar 15	L	77	103	MEMPHIS
Dec 16	L	94	130	at Brooklyn	Mar 17	L	90	99	at Indiana
Dec 20	W	121	120*	BROOKLYN	Mar 19	L	94	102	CHICAGO
Dec 21	L	106	116	at Milwaukee	Mar 21	L	92	93	NEW YORK
Dec 28	L	101	115	at Phoenix	Mar 22	L	81	91	at Chicago
Dec 29	W	111	104	at L.A. Lakers	Mar 24	L	91	113	at San Antonio
Jan 1	W	114	102	at Denver	Mar 27	L	98	120	at Houston
Jan 2	W	113	104	at Sacramento	Mar 29	W	123	98	DETROIT
Jan 4	W	101	99	at Portland	Mar 31	L	95	103	at Atlanta
Jan 6	L	95	126	MINNESOTA	Apr 2	L	93	123	CHARLOTTE
Jan 7	L	93	111	at Cleveland	Apr 4	W	111	102	at Boston
Jan 10	L	104	114	DETROIT	Apr 5	L	101	105	BROOKLYN
Jan 11	L	92	102	NEW YORK	Apr 9	L	114	125	at Toronto
Jan 15	W	95	92	CHARLOTTE	Apr 11	L	95	117	at Memphis
Jan 17	L	86	101	MIAMI	Apr 12	L	105	111	at Charlotte
Jan 18	L	78	103	at Chicago	Apr 14	W	113	108	BOSTON
Jan 20	L	99	107	at Washington	Apr 16	W	100	87	at Miami

\* denotes overtime





## 2015-16 SEASON STATISTICS

**RECORD: 10-72 (.122)**

**HOME: 7-34**

**AWAY: 3-38**

**5TH ATLANTIC DIVISION**

PLAYER	G-GS	MIN	FG-FGA	PCT	FT-FTA	PCT	OFF	DEF	TOT	AST	PF-DQ	STL	TO	BLK	PTS	AVG
Okafor	53-48	1591	397-781	.508	133-194	.686	122	251	373	65	140-1	22	124	61	928	17.5
Covington	67-49	1903	274-712	.385	140-177	.791	65	354	419	97	232-4	105	143	40	858	12.8
Smith (TOT)	77-53	2239	397-967	.411	122-176	.683	43	262	305	502	133-0	88	175	24	972	12.6
Smith (PHI)	50-50	1622	299-739	.405	89-133	.669	29	184	213	348	95-0	64	130	18	733	14.7
Noel	67-62	1965	306-587	.521	134-227	.590	154	388	542	122	192-1	118	158	100	747	11.1
Canaan	77-39	1966	260-722	.360	150-180	.833	20	154	174	137	133-0	56	91	12	846	11.0
H. Thompson	77-17	2154	270-680	.397	69-96	.719	54	218	272	99	187-2	36	76	24	758	9.8
Landry	36-12	569	139-250	.556	67-91	.736	49	97	146	32	69-0	12	22	9	351	9.8
Grant	77-52	2066	251-599	.419	212-322	.658	99	262	361	135	215-1	54	110	127	749	9.7
Stauskas	73-35	1809	210-545	.385	91-118	.771	23	160	183	138	115-0	44	94	20	617	8.5
Wroten	8-3	144	22-65	.338	20-37	.541	2	19	21	20	11-0	3	29	0	67	8.4
McConnell	81-17	1606	218-464	.470	26-41	.634	43	207	250	367	114-0	95	140	10	493	6.1
Holmes	51-1	702	114-222	.514	51-74	.689	62	73	135	33	92-0	19	32	40	287	5.6
Sampson	47-18	691	86-202	.426	62-97	.639	30	99	129	30	91-1	11	51	16	240	5.1
Brand	17-1	225	31-72	.431	8-9	.889	9	54	63	18	32-0	9	11	8	70	4.1
Pressey	14-0	170	21-55	.382	9-18	.500	0	23	23	46	14-0	11	19	1	55	3.9
Marshall	30-6	400	43-118	.364	9-13	.692	2	26	28	73	30-0	16	43	2	111	3.7
Wood	17-0	145	22-53	.415	13-21	.619	13	25	38	3	11-0	5	2	7	61	3.6
Weems (TOT)	43-0	498	42-110	.382	8-15	.533	7	46	53	49	47-0	10	41	1	107	2.5
Weems (PHI)	7-0	78	7-21	.333	1-2	.500	1	11	12	2	7-0	0	4	0	17	2.4

**76ERS** 82 19805 2970-6887 431 1284-1850 .694 777 2605 3382 1765 1780-10 680 1343 495 7988 97.4  
**OPPONENTS** 82 19805 3253-7005 464 1683-2141 .786 913 2987 3900 1919 1571-9 711 1241 466 8827 107.6  
 3-PT FG: 76ERS 764-2255 (.339), Noel 1-2 (.500), Landry 6-13 (.462), Thompson 149-392 (.380), Wood 4-11 (.364), Canaan 176-485 (.363), Covington 170-482 (.353), McConnell 31-89 (.348), Smith 46-137 (.336), Marshall 16-49 (.327), Stauskas 106-325 (.326), Pressey 4-13 (.308), Grant 35-146 (.240), Weems 2-9 (.222), Holmes 8-44 (.182), Sampson 6-34 (.176), Wroten 3-17 (.176), Okafor 1-6 (.167), Brand 0-1 (.000).  
 OPPONENTS: 638-1776 (.359).

### 2015-16 GAME-BY-GAME RESULTS

DATE	W/L	76ERS	OPP	TEAM	DATE	W/L	76ERS	OPP	TEAM
Oct 28	L	95	112	at Boston	Jan 16	W	114	89	PORTLAND
Oct 30	L	71	99	UTAH	Jan 18	L	113	119 *	at New York
Nov 2	L	100	107	CLEVELAND	Jan 20	W	96	87	at Orlando
Nov 4	L	87	91	at Milwaukee	Jan 24	L	92	112	BOSTON
Nov 6	L	102	108	at Cleveland	Jan 26	W	113	103	PHOENIX
Nov 7	L	97	105	ORLANDO	Jan 27	L	97	110	at Detoit
Nov 9	L	88	111	CHICAGO	Jan 30	L	105	108	GOLDEN STATE
Nov 11	L	103	119	TORONTO	Feb 3	L	86	124	at Atlanta
Nov 13	L	85	102	at Oklahoma City	Feb 5	L	94	106	at Washington
Nov 14	L	83	92	at San Antonio	Feb 6	W	103	98	BROOKLYN
Nov 16	L	86	92	DALLAS	Feb 8	L	92	98 *	L.A. CLIPPERS
Nov 18	L	85	112	INDIANA	Feb 10	L	110	114	SACRAMENTO
Nov 20	L	88	113	at Charlotte	Feb 19	L	114	121	at New Orleans
Nov 21	L	91	96	at Miami	Feb 21	L	103	129	at Dallas
Nov 23	L	95	100	at Minnesota	Feb 23	L	115	124	ORLANDO
Nov 25	L	80	84	at Boston	Feb 24	L	91	111	at Detroit
Nov 27	L	114	116	at Houston	Feb 26	L	94	103	WASHINGTON
Nov 29	L	84	92	at Memphis	Feb 28	L	116	130	at Orlando
Dec 1	W	103	91	L.A. LAKERS	Feb 29	L	108	116	at Washington
Dec 2	L	87	99	at New York	Mar 2	L	99	119	CHARLOTTE
Dec 5	L	105	108	DENVER	Mar 4	L	102	112	MIAMI
Dec 7	L	68	119	SAN ANTONIO	Mar 6	L	98	103	at Miami
Dec 10	L	91	100	at Brooklyn	Mar 9	L	104	118	HOUSTON
Dec 11	L	95	107	DETROIT	Mar 11	W	95	89	BROOKLYN
Dec 13	L	76	96	at Toronto	Mar 12	L	111	125	DETROIT
Dec 14	L	96	115	at Chicago	Mar 15	L	114	131	at Brooklyn
Dec 16	L	106	127	at Atlanta	Mar 17	L	94	99	WASHINGTON
Dec 18	L	97	107	NEW YORK	Mar 18	L	97	111	OKLAHOMA CITY
Dec 20	L	86	108	at Cleveland	Mar 20	L	105	120	BOSTON
Dec 22	L	90	104	MEMPHIS	Mar 21	L	75	91	at Indiana
Dec 23	L	100	113	at Milwaukee	Mar 23	L	103	104	at Denver
Dec 26	W	111	104	at Phoenix	Mar 26	L	105	108	at Portland
Dec 28	L	91	95	at Utah	Mar 27	L	105	117	at Golden State
Dec 30	W	110	105	at Sacramento	Mar 29	L	85	100	CHARLOTTE
Jan 1	L	84	93	at L.A. Lakers	Apr 1	L	91	100	at Charlotte
Jan 2	L	99	130	at L.A. Clippers	Apr 2	L	102	115	INDIANA
Jan 4	W	109	99	MINNESOTA	Apr 5	W	107	93	NEW ORLEANS
Jan 7	L	98	126	ATLANTA	Apr 8	L	102	109	NEW YORK
Jan 9	L	95	108	TORONTO	Apr 10	L	108	109 *	MILWAUKEE
Jan 10	L	85	95	CLEVELAND	Apr 12	L	98	122	at Toronto
Jan 14	L	111	115*	CHICAGO	Apr 13	L	105	115	at Chicago

\* denotes overtime





## 2016-17 SEASON STATISTICS

**RECORD: 28-54 (.341)**

**HOME: 17-24**

**AWAY: 11-30**

**4TH ATLANTIC DIVISION**

PLAYER	G-GS	MIN	FG-FGA	PCT	FT-FTA	PCT	OFF	DEF	TOT	AST	PF-DQ	STL	TO	BLK	PTS	AVG
Embiid	31-31	786	200-429	.466	191-244	.783	61	182	243	66	112-2	27	117	76	627	20.2
Ilyasova	53-40	1447	285-648	.440	109-142	.768	71	243	314	97	133-2	33	78	14	786	14.8
Covington	67-67	2119	292-732	.399	143-174	.822	92	344	436	102	203-2	127	131	69	864	12.9
Saric	81-36	2129	381-927	.411	172-220	.782	112	401	513	182	162-1	57	183	30	1040	12.8
Okafor	50-33	1134	242-471	.514	106-158	.671	81	159	240	58	122-1	20	91	49	590	11.8
Bayless	3-1	71	11-32	.344	9-10	.900	3	9	12	13	4-0	0	9	0	33	11.0
Poythress	6-1	157	25-54	.463	8-10	.800	11	18	29	5	14-0	3	3	2	64	10.7
Holmes	57-17	1193	230-412	.558	72-103	.699	94	217	311	58	136-1	42	55	55	559	9.8
Stauskas	80-27	2188	251-634	.396	122-150	.813	21	205	226	188	144-0	45	128	32	756	9.5
Henderson	72-41	1667	234-553	.423	133-165	.806	34	151	185	112	129-0	40	62	15	662	9.2
Noel	29-7	564	107-175	.611	43-63	.683	46	98	144	30	71-0	43	29	26	257	8.9
Long	18-0	234	61-109	.560	19-35	.543	41	44	85	13	49-0	9	13	9	148	8.2
Grant	2-0	41	6-17	.353	4-8	.500	0	6	6	0	5-0	0	3	4	16	8.0
Rodriguez	68-30	1517	210-536	.392	18-27	.667	21	136	157	344	95-0	49	128	4	530	7.8
Anderson (TOT)	75-10	1227	186-439	.424	102-129	.791	69	176	245	66	109-0	41	66	23	532	7.1
Anderson (PHI)	24-8	518	75-162	.463	32-41	.780	30	66	96	34	45-0	13	26	7	203	8.5
McConnell	81-51	2133	236-512	.461	73-90	.811	39	212	251	534	139-0	134	159	10	556	6.9
Luwauw	69-19	1190	145-361	.402	105-123	.854	25	124	149	75	154-1	32	73	10	445	6.4
Thompson	31-1	561	66-159	.415	13-20	.650	15	69	84	26	55-0	14	9	6	171	5.5
Randle	8-0	74	12-26	.462	12-12	1.000	0	5	5	6	11-0	3	3	1	42	5.3
Splitter (TOT)	8-0	76	14-31	.452	9-11	.818	8	14	22	4	8-0	1	6	1	39	4.9
Splitter (PHI)	8-0	76	14-31	.452	9-11	.818	8	14	22	4	8-0	1	6	1	39	4.9
Harper	3-0	31	5-12	.417	0-0	---	2	3	5	2	2-0	0	4	0	12	4.0
<b>76ERS</b>	<b>82</b>	<b>19830</b>	<b>3088-6992</b>	<b>.442</b>	<b>1393-1806</b>	<b>.771</b>	<b>807</b>	<b>2706</b>	<b>3513</b>	<b>1949</b>	<b>1793-10</b>	<b>692</b>	<b>1366</b>	<b>420</b>	<b>8400</b>	<b>102.4</b>
<b>OPPONENTS</b>	<b>82</b>	<b>19830</b>	<b>3244-7043</b>	<b>.461</b>	<b>1650-2135</b>	<b>.773</b>	<b>886</b>	<b>2802</b>	<b>3688</b>	<b>1859</b>	<b>1610-6</b>	<b>704</b>	<b>1241</b>	<b>446</b>	<b>8867</b>	<b>108.1</b>

3-PT FG: 76ERS 831-2443 (.340), Embiid 36-98 (.500), Ilyasova 107-298 (.359), Saric 106-341 (.311), Bayless 2-5 (.400), Poythress 6-19 (.316), Covington 137-412 (.333), McConnell 11-55 (.200), Holmes 27-77 (.351), Henderson 61-173 (.353), Stauskas 132-359 (.368), Long 7-19 (.368), Grant 0-2 (.000), Splitter 2-6 (.333), Harper 2-7 (.286), Randle 6-15 (.400), Anderson 58-194 (.299), Luwauw 50-161 (.311), Thompson 6-15 (.400), Rodriguez 92-252 (.365), Noel 0-1 (.000)  
 OPPONENTS: 729-2044 (.357).

### 2016-17 GAME-BY-GAME RESULTS

DATE	WL	76ERS	OPP	TEAM	DATE	WL	76ERS	OPP	TEAM
Oct 26	L	97	103	OKC	Jan 24	W	121	110	L.A. CLIPPERS
Oct 29	L	72	104	ATLANTA	Jan 25	W	114	109	at Milwaukee
Nov 1	L	101	103	ORLANDO	Jan 27	L	118	123	HOUSTON
Nov 2	L	93	109	at Charlotte	Jan 29	L	108	121	at Chicago
Nov 5	L	101	102	CLEVELAND	Jan 30	W	122	119	SACRAMENTO
Nov 7	L	84	109	UTAH	Feb 1	L	95	113	at Dallas
Nov 9	L	115	122*	at Indiana	Feb 2	L	86	102	at San Antonio
Nov 11	W	109*	105	INDIANA	Feb 4	L	102	125	at Miami
Nov 12	L	96	117	at Atlanta	Feb 6	L	96	113	at Detroit
Nov 14	L	88	115	at Houston	Feb 8	L	103	111	SAN ANTONIO
Nov 16	W	109	102	WASHINGTON	Feb 9	W	112	111	at Orlando
Nov 17	L	86	110	@ Minnesota	Feb 11	W	117	109	MIAMI
Nov 19	W	120	105	PHOENIX	Feb 13	W	105	99	at Charlotte
Nov 21	W	101	94	MIAMI	Feb 15	L	108	116	at Boston
Nov 23	L	99	*104	MEMPHIS	Feb 24	W	120	112	WASHINGTON
Nov 25	L	89	105	CHICAGO	Feb 26	L	109	110	at New York
Nov 27	L	108	112	CLEVELAND	Feb 27	L	108	119	GOLDEN STATE
Nov 28	L	95	122	at Toronto	Mar 1	L	98	125	at Miami
Dec 2	L	88	105	ORLANDO	Mar 3	W	105	102	NEW YORK
Dec 3	L	106	107	BOSTON	Mar 4	L	106	136	DETROIT
Dec 5	L	98	106	DENVER	Mar 6	L	98	112	MILWAUKEE
Dec 6	L	91	96	at Memphis	Mar 9	L	108	*114	at Portland
Dec 8	W	99	88	at New Orleans	Mar 11	L	100	112	at L.A. Clippers
Dec 11	W	97	79	at Detroit	Mar 12	W	118	116	at L.A. Lakers
Dec 14	L	114	123	TORONTO	Mar 14	L	104	106	at Golden State
Dec 16	L	89	100	L.A. LAKERS	Mar 17	W	116	74	DALLAS
Dec 18	W	108	107	BROOKLYN	Mar 19	W	105	99	BOSTON
Dec 20	L	93	108	NEW ORLEANS	Mar 20	L	109	*112	at Orlando
Dec 23	L	116	123	at Phoenix	Mar 22	L	97	122	at Oklahoma City
Dec 26	L	100	102	at Sacramento	Mar 24	W	117	107	at Chicago
Dec 29	L	83	100	at Utah	Mar 26	L	94	107	at Indiana
Dec 30	W	124	122	at Denver	Mar 28	W	106	101	at Brooklyn
Jan 3	W	93	91	MINNESOTA	Mar 29	L	92	99	ATLANTA
Jan 6	L	106	110	at Boston	Mar 31	L	105	122	at Cleveland
Jan 8	W	105	95	at Brooklyn	Apr 2	L	105	113	at Toronto
Jan 11	W	98	97	NEW YORK	Apr 4	L	118	141	BROOKLYN
Jan 13	W	102	93	CHARLOTTE	Apr 6	L	90	102	CHICAGO
Jan 14	L	93	109	at Washington	Apr 8	L	82	90	MILWAUKEE
Jan 16	W	113	104	at Milwaukee	Apr 10	L	111	120	INDIANA
Jan 18	W	94	89	TORONTO	Apr 12	L	113	114	at New York
Jan 20	W	93	92	PORTLAND					
Jan 21	L	93	110	at Atlanta					

\* denotes overtime



# ALL-TIME ROSTER



Please note the following:

\* Denotes that a player played for more than one team during that particular season and the team-by-team breakdown was not available. Each respective stat line is reflective of the entire season's statistics, which also affects the player's total stat lines.

(n) Denotes years played in the NBL with Syracuse, before the Nationals joined the NBA in 1949-50. NBL statistics are factored in to individual NBA totals, but do not affect team statistics/records.

**ABDELNABY, ALAA**

Duke  
Birthdate: June 24, 1968

#30  
Drafted: 1990, 1st round (25th overall) by Portland

	G	GS	MIN	FG	FGA	PCT	FT	FTA	PCT	OFF	DEF	TOT	A	PF	D	ST	TO	BS	PTS	AVG
1994-95	3	0	30	1	11	.091	0	0	---	3	5	8	0	2	0	0	5	0	2	0.7

**ABLE, FOREST**

Western Kentucky: Louisville  
Birthdate: July 27, 1932

Drafted: 1956, Syracuse

	G	GS	MIN	FG	FGA	PCT	FT	FTA	PCT	OFF	DEF	TOT	A	PF	D	ST	TO	BS	PTS	AVG
1956-57	1	---	1	0	2	.000	0	0	---	---	---	1	1	1	0	---	---	---	0	0.0

**ALDEMIER, FURKAN**

Turkey  
Birthdate: Aug. 9, 1991

#19  
Drafted: 2012, 2nd round (53rd overall) by L.A. Clippers

	G	GS	MIN	FG	FGA	PCT	FT	FTA	PCT	OFF	DEF	TOT	A	PF	D	ST	TO	BS	PTS	AVG
2014-15	41	9	540	40	78	.513	13	27	.481	78	98	176	28	96	1	17	17	16	93	2.3
3-PT. FG: 2014-15, 0-5 (.000)																				

**ALLEN, LAVOY**

TEMPLE  
Birthdate: Feb. 4, 1989

#50  
Drafted: 2011, 2nd Round (50th overall) by 76ers

	G	GS	MIN	FG	FGA	PCT	FT	FTA	PCT	OFF	DEF	TOT	A	PF	D	ST	TO	BS	PTS	AVG
2011-12	41	15	624	79	167	.473	11	14	.786	47	124	171	34	73	0	13	20	18	169	4.1
2012-13	79	37	1669	206	454	.454	43	60	.717	159	236	395	73	180	1	24	55	55	455	5.8
2013-14	51	2	960	117	266	.440	27	40	.675	106	171	277	65	115	1	22	40	27	263	5.2
<b>TOTALS</b>	<b>171</b>	<b>54</b>	<b>3253</b>	<b>402</b>	<b>887</b>	<b>.453</b>	<b>81</b>	<b>114</b>	<b>.711</b>	<b>312</b>	<b>531</b>	<b>843</b>	<b>172</b>	<b>59</b>	<b>2</b>	<b>100</b>	<b>115</b>	<b>368</b>	<b>887</b>	<b>5.2</b>
3-PT. FG: 2012-13: 0-1 (.000); 2013-14, 2-13 (.154)																				

**PLAYOFFS**

	G	GS	MIN	FG	FGA	PCT	FT	FTA	PCT	OFF	DEF	TOT	A	PF	D	ST	TO	BS	PTS	AVG
2011-12	12	1	236	34	61	.557	7	12	.583	21	38	59	3	30	0	10	5	11	75	6.3

**ALSTON, DERRICK**

Duquesne  
Birthdate: Aug. 20, 1972

#21  
Drafted: 1994, 2nd Round (33rd overall) by 76ers

	G	GS	MIN	FG	FGA	PCT	FT	FTA	PCT	OFF	DEF	TOT	A	PF	D	ST	TO	BS	PTS	AVG
1994-95	64	1	1032	120	258	.465	59	120	.492	98	121	219	33	107	1	39	53	35	299	4.7
1995-96	73	41	1614	198	387	.512	55	112	.491	127	175	302	61	191	1	56	59	52	452	6.2
<b>TOTALS</b>	<b>137</b>	<b>42</b>	<b>1746</b>	<b>318</b>	<b>645</b>	<b>.493</b>	<b>114</b>	<b>232</b>	<b>.491</b>	<b>225</b>	<b>296</b>	<b>521</b>	<b>94</b>	<b>298</b>	<b>2</b>	<b>95</b>	<b>112</b>	<b>87</b>	<b>751</b>	<b>5.5</b>
3-PT. FG: 1994-95, 0-4 (.000); 1995-96 1-3 (.333); TOTALS, 1-7 (.143)																				

**AMUNDSON, LOUIS**

UNLV  
Birthdate: Dec. 7, 1982

#20  
Drafted: Undrafted

	G	GS	MIN	FG	FGA	PCT	FT	FTA	PCT	OFF	DEF	TOT	A	PF	D	ST	TO	BS	PTS	AVG
2006-07	10	0	87	6	15	.400	4	10	.400	13	15	28	1	15	0	1	5	8	16	1.6
2007-08	16	0	64	8	16	.500	2	7	.286	7	5	12	0	13	0	1	2	1	18	1.1
<b>TOTALS</b>	<b>137</b>	<b>42</b>	<b>1746</b>	<b>318</b>	<b>645</b>	<b>.493</b>	<b>114</b>	<b>232</b>	<b>.491</b>	<b>225</b>	<b>296</b>	<b>521</b>	<b>94</b>	<b>298</b>	<b>2</b>	<b>95</b>	<b>112</b>	<b>87</b>	<b>751</b>	<b>5.5</b>

**PLAYOFFS**

	G	GS	MIN	FG	FGA	PCT	FT	FTA	PCT	OFF	DEF	TOT	A	PF	D	ST	TO	BS	PTS	AVG
2007-08	2	0	10	2	4	.500	1	2	.500	5	2	7	0	2	0	0	0	0	5	2.5

**ANDERSON, CLIFF**

St. Joseph's  
Birthdate: Sept. 7, 1944

#26  
Drafted: 1967, 4th round (35th overall) by L.A. Lakers

	G	GS	MIN	FG	FGA	PCT	FT	FTA	PCT	OFF	DEF	TOT	A	PF	D	ST	TO	BS	PTS	AVG
1970-71	5	0	27	1	6	.167	5	7	.714	---	---	11	4	7	0	---	---	---	7	1.4

**ANDERSON, JAMES**

Oklahoma State  
Birthdate: Mar. 25, 1989

#9  
Drafted: 2010, 1st round (20th overall) by San Antonio

	G	GS	MIN	FG	FGA	PCT	FT	FTA	PCT	OFF	DEF	TOT	A	PF	D	ST	TO	BS	PTS	AVG
2013-14	80	62	2309	309	717	.431	77	106	.726	59	241	300	149	154	0	74	106	28	810	10.1
3-PT. FG: 2013-14, 115-351 (.328)																				

**ANDERSON, JUSTIN**

Virginia  
Birthdate: Nov. 19, 1993

#23  
Drafted: 2015, 1st round (21st overall) by Dallas

	G	GS	MIN	FG	FGA	PCT	FT	FTA	PCT	OFF	DEF	TOT	A	PF	D	ST	TO	BS	PTS	AVG
2016-17	62	2309	309	717	.431	77	106	.726	59	241	300	149	154	0	74	106	28	810	10.1	
2016-17	75	10	1228	186	439	.424	102	129	.791	69	176	245	66	109	41	66	23	532	7.1	
3-PT. FG:																				

# GENERAL INFORMATION

## ANDERSON, MITCHELL

Bradley  
Birthdate: Sept. 23, 1960

#7  
Drafted: 1982, 2nd round (36th overall) by 76ers  
HT: 6-7 WT: 195

	G	GS	MIN	FG	FGA	PCT	FT	FTA	PCT	OFF	DEF	TOT	A	PF	D	ST	TO	BS	PTS	AVG	
1982-83	13	0	48	8	22	.364	1	3	.333	4	8	12	1	6	0	1	5	0	17	1.3	
3-PT. FG:	1982-83, 0-1 (.000); TOTALS, 0-1 (.000)																				

## ANDERSON, RON

Fresno State  
Birthdate: Oct. 15, 1958

#20  
Drafted: 1984, 2nd round (27th overall) by Cleveland  
HT: 6-7 WT: 215

	G	GS	MIN	FG	FGA	PCT	FT	FTA	PCT	OFF	DEF	TOT	A	PF	D	ST	TO	BS	PTS	AVG	
1988-89	82	12	2618	566	1152	.491	196	229	.856	167	239	406	139	166	1	71	126	23	1330	16.2	
1989-90	78	3	2089	379	841	.451	165	197	.838	81	214	295	143	143	0	72	78	13	926	11.9	
1990-91	82	13	2340	512	1055	.485	165	198	.833	103	264	367	115	163	1	65	100	13	1198	14.6	
1991-92	82	11	2432	469	1008	.465	143	163	.877	96	182	278	135	128	0	86	109	11	1123	13.7	
1992-93	69	0	1263	225	544	.414	72	89	.809	62	122	184	93	75	0	31	63	5	561	8.1	
TOTALS	393	39	10742	2151	4600	.468	741	876	.846	509	1021	1530	625	675	2	325	476	65	5138	13.1	
3-PT. FG:	1988-89, 2-11 (.182); 1989-90, 3-21 (.143); 1990-91, 9-43 (.209); 1991-92, 42-127 (.331); 1992-93, 39-120 (.325); TOTALS, 95-322 (.295)																				

### RON ANDERSON PLAYOFFS

	G	GS	MIN	FG	FGA	PCT	FT	FTA	PCT	OFF	DEF	TOT	A	PF	D	ST	TO	BS	PTS	AVG	
1988-89	3	—	109	29	51	.569	4	5	.800	7	9	16	13	10	0	1	2	2	62	20.7	
1989-90	10	—	256	40	93	.430	29	30	.967	6	31	37	14	22	0	4	15	0	112	11.2	
1990-91	8	—	223	35	88	.398	17	19	.895	9	12	21	19	24	0	6	12	0	88	11.0	
TOTALS	21	—	588	104	232	.448	50	54	.926	22	52	74	46	56	0	11	29	2	262	12.5	
3-PT. FG:	1988-89, 0-1 (.000); 1989-90, 3-5 (.600); 1990-91, 1-5 (.200); TOTALS, 4-11 (.364)																				

## ANSLEY, MICHAEL

Alabama  
Birthdate: Feb. 8, 1967

#45  
Drafted: 1989, 2nd round (37th overall) by Orlando  
HT: 6-7 WT: 225

	G	GS	MIN	FG	FGA	PCT	FT	FTA	PCT	OFF	DEF	TOT	A	PF	D	ST	TO	BS	PTS	AVG
1991-92	8	0	32	5	11	.455	5	6	.833	2	2	4	2	6	0	0	3	0	15	1.9

## ASKEW, VINCENT

Memphis State  
Birthdate: Feb. 28, 1966

#30  
Drafted: 1987, 2nd Round (39th overall) by 76ers  
HT: 6-6 WT: 235

	G	GS	MIN	FG	FGA	PCT	FT	FTA	PCT	OFF	DEF	TOT	A	PF	D	ST	TO	BS	PTS	AVG
1987-88	14	2	234	22	74	.297	8	11	.727	6	16	22	33	12	0	10	12	6	52	3.7

## AUSTIN, ISAAC

Arizona State  
Birthdate: Aug. 18, 1969

#50  
Drafted: 1991, 2nd round (48th pick) by Utah  
HT: 6-10 WT: 290

	G	GS	MIN	FG	FGA	PCT	FT	FTA	PCT	OFF	DEF	TOT	A	PF	D	ST	TO	BS	PTS	AVG
1993-94	14	0	201	29	66	.439	14	23	.609	25	44	69	17	29	0	5	17	10	72	5.1

## AWTREY, DENNIS

Santa Clara  
Birthdate: Feb. 22, 1948

#20  
Drafted: 1970, 3rd round (46th overall) by 76ers  
HT: 6-10 WT: 250

	G	GS	MIN	FG	FGA	PCT	FT	FTA	PCT	OFF	DEF	TOT	A	PF	D	ST	TO	BS	PTS	AVG
1970-71	70	38	1292	200	421	.475	104	157	.662	—	—	430	89	211	7	—	—	—	504	7.2
1971-72	58	7	794	98	222	.441	49	76	.645	—	—	248	51	141	3	—	—	—	245	4.2
1972-73	3	2	37	3	7	.429	1	4	.250	—	—	14	2	8	0	—	—	—	7	2.3
TOTALS	131	47	2123	301	650	.463	154	237	.650	—	—	692	142	360	10	—	—	—	756	6.0

### PLAYOFFS

	G	GS	MIN	FG	FGA	PCT	FT	FTA	PCT	OFF	DEF	TOT	A	PF	D	ST	TO	BS	PTS	AVG
1970-71	7	—	144	21	36	.583	11	15	.733	—	—	27	5	25	—	—	—	—	53	7.6

## BANTOM, MIKE

St. Joseph's  
Birthdate: Dec. 3, 1951

#42  
Drafted: 1973, 1st round (8th overall) by Phoenix  
HT: 6-9 WT: 200

	G	GS	MIN	FG	FGA	PCT	FT	FTA	PCT	OFF	DEF	TOT	A	PF	D	ST	TO	BS	PTS	AVG	
1981-82	43	1	979	156	306	.510	67	114	.588	87	139	226	46	133	0	25	64	37	380	8.8	
3-PT. FG:	1981-82, 1-3 (.333); TOTALS, 1-3 (.333)																				

### PLAYOFFS

	G	GS	MIN	FG	FGA	PCT	FT	FTA	PCT	OFF	DEF	TOT	A	PF	D	ST	TO	BS	PTS	AVG
1981-82	21	—	399	36	91	.396	19	42	.452	39	38	77	24	60	1	15	24	9	91	4.3

## BARKLEY, CHARLES

Auburn  
Birthdate: Feb. 20, 1963

#34 and #32  
Drafted: 1984, 1st round (5th overall) by 76ers  
HT: 6-5 WT: 250

	G	GS	MIN	FG	FGA	PCT	FT	FTA	PCT	OFF	DEF	TOT	A	PF	D	ST	TO	BS	PTS	AVG
1984-85	82	60	2347	427	783	.545	293	400	.733	266	437	703	155	301	5	95	209	80	1148	14.0
1985-86	80	80	2952	595	1041	.572	396	578	.685	354	672	1026	312	333	8	173	350	125	1603	20.0
1986-87	68	62	2740	557	937	.594	429	564	.761	390	604	994	331	252	5	119	322	104	1564	23.0
1987-88	80	80	3170	753	1283	.587	714	951	.751	385	566	951	254	278	6	100	304	103	2264	28.3



1988-89	79	79	3088	700	1208	.579	602	799	.753	403	583	986	325	262	3	126	254	67	2037	25.8
1989-90	79	79	3085	706	1177	.600	557	744	.749	361	548	909	307	250	2	148	243	50	1989	25.2
1990-91	67	67	2498	665	1167	.570	475	658	.722	258	422	680	284	173	2	110	210	33	1849	27.6
1991-92	75	75	2881	622	1126	.552	454	653	.695	271	559	830	308	196	2	136	235	44	1730	23.1
<b>TOTALS</b>	<b>610</b>	<b>582</b>	<b>22761</b>	<b>5025</b>	<b>8722</b>	<b>.576</b>	<b>3920</b>	<b>5347</b>	<b>.733</b>	<b>2688</b>	<b>4391</b>	<b>7079</b>	<b>2276</b>	<b>2045</b>	<b>33</b>	<b>10072127</b>	<b>606</b>	<b>14184</b>	<b>23.3</b>	

3-PT. FG: 1984-85, 1-6 (.167); 1985-86, 17-75 (.227); 1986-87, 21-104 (.202); 1987-88, 44-157 (.280); 1988-89, 35-162 (.216); 1989-90, 20-92 (.217); 1990-91, 44-155 (.283); 1991-92, 32-137 (.234); TOTALS, 214-888, (.241)

**CHARLES BARKLEY PLAYOFFS**

	G	GS	MIN	FG	FGA	PCT	FT	FTA	PCT	OFF	DEF	TOT	A	PF	D	ST	TO	BS	PTS	AVG
1984-85	13	—	408	75	139	.540	40	63	.635	52	92	144	26	49	0	23	35	15	194	14.9
1985-86	12	—	497	104	180	.578	91	131	.695	60	129	189	67	52	2	27	65	15	300	25.0
1986-87	5	—	210	43	75	.573	36	45	.800	27	36	63	12	21	0	4	22	8	123	24.6
1988-89	3	—	135	29	45	.644	22	31	.710	8	27	35	16	9	0	5	11	2	81	27.0
1989-90	10	—	419	88	162	.543	65	108	.602	66	89	155	43	36	0	8	30	7	247	24.7
1990-91	8	—	326	74	125	.592	49	75	.653	31	53	84	48	23	0	15	25	3	199	24.9
<b>TOTALS</b>	<b>51</b>	<b>—</b>	<b>1995</b>	<b>413</b>	<b>726</b>	<b>.569</b>	<b>303</b>	<b>453</b>	<b>.669</b>	<b>244</b>	<b>426</b>	<b>670</b>	<b>212</b>	<b>190</b>	<b>2</b>	<b>82</b>	<b>188</b>	<b>50</b>	<b>1144</b>	<b>22.4</b>

3-PT. FG: 1984-85, 4-6 (.667); 1985-86, 1-15 (.067); 1986-87, 1-8 (.125); 1988-89, 1-5 (.200); 1989-90, 6-18 (.333); 1990-91, 2-20 (.100); TOTALS, 15-72 (.208)

**CHARLES BARKLEY ALL-STAR GAME**

	G	GS	MIN	FG	FGA	PCT	FT	FTA	PCT	OFF	DEF	TOT	A	PF	D	ST	TO	BS	PTS	AVG
1987	1	0	16	2	6	.333	3	6	.500	1	3	4	1	2	0	1	0	0	7	—
1988	1	0	15	1	4	.250	2	2	1.000	1	2	3	0	2	0	1	3	1	4	—
1989	1	1	20	6	11	.545	5	8	.625	3	2	5	0	0	0	2	1	1	17	—
1990	1	1	22	7	12	.583	2	3	.667	2	2	4	0	1	0	1	2	1	17	—
1991	1	1	35	7	15	.467	3	6	.500	8	14	22	4	5	0	1	3	1	17	—
1992	1	1	28	6	14	.429	0	0	—	2	7	9	1	3	0	6	3	0	12	—
<b>TOTALS</b>	<b>6</b>	<b>4</b>	<b>136</b>	<b>29</b>	<b>62</b>	<b>.468</b>	<b>15</b>	<b>25</b>	<b>.600</b>	<b>17</b>	<b>30</b>	<b>47</b>	<b>6</b>	<b>13</b>	<b>0</b>	<b>12</b>	<b>12</b>	<b>4</b>	<b>74</b>	<b>12.3</b>

3-PT. FG: 1987, 0-2 (.000); 1988, 0-1 (.000); 1990, 1-1 (.000); TOTALS, 1-4 (.250)

**BARNES, MATT**

**UCLA** Birthdate: Mar. 9, 1980 **#21** Drafted: 2002, 2nd round (46th overall) by Memphis **HT: 6-7** **WT: 225**

	G	GS	MIN	FG	FGA	PCT	FT	FTA	PCT	OFF	DEF	TOT	A	PF	D	ST	TO	BS	PTS	AVG
2004-05	DID NOT APPEAR IN ANY GAMES AFTER BEING ACQUIRED VIA TRADE																			
2005-06	50	0	538	59	110	.536	29	43	.674	41	56	97	22	92	2	16	24	7	149	3.0

3-PT. FG: 2005-06, 2-11 (.182)

**BARNETT, DICK**

**Tennessee State** Birthdate: Oct. 2, 1936 **HT: 6-4** **WT: 190**  
Drafted: 1959, by Syracuse

	G	GS	MIN	FG	FGA	PCT	FT	FTA	PCT	OFF	DEF	TOT	A	PF	D	ST	TO	BS	PTS	AVG
1959-60	57	—	1235	289	701	.412	128	180	.711	—	—	155	160	98	0	—	—	—	706	12.4
1960-61	78	—	2070	540	1194	.452	240	337	.712	—	—	283	218	169	0	—	—	—	1320	16.9
<b>TOTALS</b>	<b>135</b>	<b>—</b>	<b>3305</b>	<b>829</b>	<b>1895</b>	<b>.437</b>	<b>368</b>	<b>517</b>	<b>.712</b>	<b>—</b>	<b>—</b>	<b>438</b>	<b>378</b>	<b>267</b>	<b>0</b>	<b>—</b>	<b>—</b>	<b>—</b>	<b>2026</b>	<b>15.0</b>

**PLAYOFFS**

	G	GS	MIN	FG	FGA	PCT	FT	FTA	PCT	OFF	DEF	TOT	A	PF	D	ST	TO	BS	PTS	AVG
1959-60	3	—	64	12	38	.316	6	7	.857	—	—	14	4	4	0	—	—	—	30	10.0
1960-61	8	—	222	49	112	.438	26	36	.722	—	—	36	12	25	0	—	—	—	124	15.5
<b>TOTALS</b>	<b>11</b>	<b>—</b>	<b>286</b>	<b>61</b>	<b>150</b>	<b>.407</b>	<b>32</b>	<b>43</b>	<b>.744</b>	<b>—</b>	<b>—</b>	<b>50</b>	<b>16</b>	<b>29</b>	<b>0</b>	<b>—</b>	<b>—</b>	<b>—</b>	<b>154</b>	<b>14.0</b>

**BARNETT, JIM**

**Oregon** Birthdate: July 7, 1944 **#33** Drafted: 1966, 1st round (8th overall) by Boston **HT: 6-4** **WT: 180**

	G	GS	MIN	FG	FGA	PCT	FT	FTA	PCT	OFF	DEF	TOT	A	PF	D	ST	TO	BS	PTS	AVG
1976-77	16	0	231	28	64	.438	10	18	.556	7	7	14	23	28	0	4	—	0	66	4.1

**BARROS, DANA**

**Boston College** Birthdate: Apr. 13, 1967 **#3** Drafted: 1989, 1st round (16th overall) by Seattle **HT: 5-11** **WT: 165**

	G	GS	MIN	FG	FGA	PCT	FT	FTA	PCT	OFF	DEF	TOT	A	PF	D	ST	TO	BS	PTS	AVG
1993-94	81	70	2519	412	878	.469	116	145	.800	28	168	196	424	96	0	107	167	5	1075	13.3
1994-95	82	82	3318	571	1165	.490	347	386	.899	27	247	274	619	159	1	149	242	4	1686	20.6
<b>TOTALS</b>	<b>163</b>	<b>152</b>	<b>5837</b>	<b>983</b>	<b>2043</b>	<b>.432</b>	<b>463</b>	<b>551</b>	<b>.840</b>	<b>55</b>	<b>415</b>	<b>470</b>	<b>1043</b>	<b>255</b>	<b>1</b>	<b>256</b>	<b>409</b>	<b>9</b>	<b>2761</b>	<b>16.9</b>

3-PT. FG: 1993-94, 135-354 (.381); 1994-95, 197-425 (.464); TOTALS, 332-779 (.426)

**ALL-STAR GAME**

	G	GS	MIN	FG	FGA	PCT	FT	FTA	PCT	OFF	DEF	TOT	A	PF	D	ST	TO	BS	PTS	AVG
1995	1	0	11	2	5	.400	0	0	—	0	1	1	3	0	0	0	0	0	5	5.0

3-PT FG: 1995, 1-3 (.333)

**BASKERVILLE, JERRY**

**Temple** Birthdate: Nov. 10, 1951 **#24** Drafted: N/A **HT: 6-7** **WT: 190**

	G	GS	MIN	FG	FGA	PCT	FT	FTA	PCT	OFF	DEF	TOT	A	PF	D	ST	TO	BS	PTS	AVG
1975-76	21	0	105	8	26	.308	10	16	.625	13	15	28	3	32	0	6	—	5	26	1.2

**BATTIE, TONY**

**Texas Tech** **#4** **HT: 6-11** **WT: 240**

# GENERAL INFORMATION

**Birthdate: Feb. 11, 1976**

**Drafted: 1997, 1st round (5th overall) by Denver**

	G	GS	MIN	FG	FGA	PCT	FT	FTA	PCT	OFF	DEF	TOT	A	PF	D	ST	TO	BS	PTS	AVG
2010-11	38	0	377	45	96	.469	8	14	.571	17	82	99	12	59	0	5	12	15	100	2.6
2011-12	27	11	295	19	51	.373	4	4	1.000	8	59	67	16	26	0	4	4	6	42	1.6
<b>TOTALS</b>	<b>65</b>	<b>11</b>	<b>672</b>	<b>64</b>	<b>147</b>	<b>.435</b>	<b>12</b>	<b>18</b>	<b>.667</b>	<b>25</b>	<b>141</b>	<b>166</b>	<b>28</b>	<b>85</b>	<b>0</b>	<b>9</b>	<b>16</b>	<b>21</b>	<b>142</b>	<b>2.2</b>

3-PT. FG: 2010-11, 2-3 (.667); 2011-12, 0-1 (.000); TOTALS, 2-4 (.500)

**TONY BATTIE PLAYOFFS**

	G	GS	MIN	FG	FGA	PCT	FT	FTA	PCT	OFF	DEF	TOT	A	PF	D	ST	TO	BS	PTS	AVG
2010-11	5	0	38	3	7	.429	1	2	.500	2	8	10	0	5	0	0	1	3	7	1.4

DNP - COACH'S DECISION

**BAYLESS, JERRYD**

**Arizona**  
**Birthdate: Aug. 20, 1988**

**#0**  
**Drafted: 2008, 1st round (11th overall) by Indiana**

	G	GS	MIN	FG	FGA	PCT	FT	FTA	PCT	OFF	DEF	TOT	A	PF	D	ST	TO	BS	PTS	AVG
2005-06	3	1	71	11	32	.344	9	10	.900	3	9	12	13	4	0	0	9	0	33	11.0

3-PT. FG: 2016-17, 2-5 (.400)

**BECK, ERNIE**

**Pennsylvania**  
**Birthdate: Dec. 11, 1931**

**Drafted: 1953, by Syracuse**  
**HT: 6-4**  
**WT: 190**

	G	GS	MIN	FG	FGA	PCT	FT	FTA	PCT	OFF	DEF	TOT	A	PF	D	ST	TO	BS	PTS	AVG
1960-61*	10	—	82	10	29	.345	6	7	.857	—	—	23	15	10	0	—	—	—	26	2.6

**BELL, RAJA**

**Florida International**  
**Birthdate: Sept. 19, 1976**

**#11**  
**Drafted: Undrafted**  
**HT: 6-5**  
**WT: 204**

	G	GS	MIN	FG	FGA	PCT	FT	FTA	PCT	OFF	DEF	TOT	A	PF	D	ST	TO	BS	PTS	AVG
2000-01	5	0	30	2	7	.286	0	0	—	0	1	1	0	1	0	1	2	0	5	1.0
2001-02	74	12	890	103	240	.429	36	48	.750	31	80	111	71	109	0	21	48	4	254	3.4
<b>TOTALS</b>	<b>79</b>	<b>12</b>	<b>920</b>	<b>105</b>	<b>247</b>	<b>.425</b>	<b>36</b>	<b>48</b>	<b>.750</b>	<b>31</b>	<b>81</b>	<b>112</b>	<b>71</b>	<b>110</b>	<b>0</b>	<b>22</b>	<b>50</b>	<b>4</b>	<b>259</b>	<b>4.4</b>

3-PT. FG: 2000-01, 1-3 (.333); 2001-02, 12-44 (.273); TOTALS, 13-47 (.277)

**PLAYOFFS**

	G	GS	MIN	FG	FGA	PCT	FT	FTA	PCT	OFF	DEF	TOT	A	PF	D	ST	TO	BS	PTS	AVG
2000-01	15	0	124	12	27	.444	8	14	.250	4	9	13	7	20	0	15	5	0	43	2.3
2001-02	3	0	8	1	3	.333	0	0	—	1	0	1	0	0	0	0	0	0	2	0.7
<b>TOTALS</b>	<b>18</b>	<b>0</b>	<b>132</b>	<b>13</b>	<b>30</b>	<b>.433</b>	<b>8</b>	<b>14</b>	<b>.571</b>	<b>5</b>	<b>9</b>	<b>14</b>	<b>7</b>	<b>20</b>	<b>0</b>	<b>15</b>	<b>5</b>	<b>0</b>	<b>45</b>	<b>2.5</b>

3-PT. FG: 2000-01, 2-8 (.250); 2001-02, 0-2 (.000); TOTALS, 2-10 (.200)

**BENJAMIN, BENOTT**

**Creighton**  
**Birthdate: Nov. 22, 1964**

**#00**  
**Drafted: 1985, 1st round (3rd overall) by LA Clippers**  
**HT: 7-0**  
**WT: 265**

	G	GS	MIN	FG	FGA	PCT	FT	FTA	PCT	OFF	DEF	TOT	A	PF	D	ST	TO	BS	PTS	AVG
1997-98	14	0	197	22	41	.537	19	30	.633	18	35	53	3	26	0	4	12	4	63	4.5
1998-99	6	0	33	2	7	.286	0	0	—	3	5	8	1	6	0	0	3	0	4	0.7
<b>TOTALS</b>	<b>20</b>	<b>0</b>	<b>230</b>	<b>24</b>	<b>48</b>	<b>.500</b>	<b>19</b>	<b>30</b>	<b>.633</b>	<b>21</b>	<b>40</b>	<b>61</b>	<b>4</b>	<b>32</b>	<b>0</b>	<b>4</b>	<b>15</b>	<b>4</b>	<b>67</b>	<b>3.4</b>

**BENNETT, ELMER**

**Notre Dame**  
**Birthdate: Feb. 13, 1970**

**#5**  
**Drafted: 1992, 2nd round (38th overall) by Atlanta**  
**HT: 6-0**  
**WT: 170**

	G	GS	MIN	FG	FGA	PCT	FT	FTA	PCT	OFF	DEF	TOT	A	PF	D	ST	TO	BS	PTS	AVG
1995-96	8	0	66	4	17	.235	3	4	.750	1	4	5	8	6	0	1	7	1	11	1.4

**BIANCHI, AL**

**Bowling Green**  
**Birthdate: Mar. 26, 1932**

**#24**  
**Drafted: 1954, by Minneapolis**  
**HT: 6-3**  
**WT: 185**

	G	GS	MIN	FG	FGA	PCT	FT	FTA	PCT	OFF	DEF	TOT	A	PF	D	ST	TO	BS	PTS	AVG
1956-57	68	—	1577	199	567	.351	165	239	.690	—	—	227	106	198	5	—	—	—	563	8.3
1957-58	69	—	1421	215	625	.344	140	205	.683	—	—	221	114	188	4	—	—	—	570	8.3
1958-59	72	—	1779	285	756	.377	149	206	.723	—	—	199	159	260	8	—	—	—	519	10.0
1959-60	69	—	1256	211	576	.366	109	155	.703	—	—	179	169	231	5	—	—	—	731	7.7
1960-61	52	—	667	118	342	.345	60	87	.690	—	—	105	93	137	5	—	—	—	296	5.7
1961-62	80	—	1925	336	847	.397	154	221	.697	—	—	281	263	232	5	—	—	—	826	10.3
1962-63	61	—	1159	202	476	.424	120	164	.732	—	—	134	170	165	2	—	—	—	524	8.6
1963-64	78	—	1437	257	684	.376	109	141	.773	—	—	147	149	248	6	—	—	—	623	8.0
1964-64	60	—	1116	175	486	.360	54	76	.711	—	—	95	140	178	10	—	—	—	404	6.7
1965-66	78	—	1312	214	560	.382	66	98	.673	—	—	134	134	232	4	—	—	—	494	6.3
<b>TOTALS</b>	<b>687</b>	<b>—</b>	<b>13649</b>	<b>2212</b>	<b>5919</b>	<b>.374</b>	<b>1126</b>	<b>1592</b>	<b>.707</b>	<b>—</b>	<b>—</b>	<b>1722</b>	<b>1497</b>	<b>2069</b>	<b>54</b>	<b>—</b>	<b>—</b>	<b>—</b>	<b>5550</b>	<b>8.1</b>

**PLAYOFFS**

	G	GS	MIN	FG	FGA	PCT	FT	FTA	PCT	OFF	DEF	TOT	A	PF	D	ST	TO	BS	PTS	AVG
1956-57	5	—	97	12	38	.316	8	12	.667	—	—	15	8	16	1	—	—	—	32	6.4
1957-58	2	—	37	4	12	.333	3	8	.375	—	—	7	2	4	0	—	—	—	11	5.5
1958-59	9	—	192	34	74	.459	14	22	.636	—	—	29	25	41	4	—	—	—	82	9.1



1959-60	2	—	18	0	8	.000	0	0	---	—	—	3	3	2	0	—	—	—	0	0.0
1960-61	7	—	90	17	46	.370	8	9	.889	—	—	7	5	20	1	—	—	—	42	6.0
1961-62	5	—	184	27	69	.391	17	20	.850	—	—	26	18	17	0	—	—	—	71	14.2
1962-63	5	—	77	15	34	.441	4	7	.571	—	—	8	2	17	0	—	—	—	34	6.8
1963-64	5	—	68	12	29	.414	3	4	.750	—	—	4	4	12	0	—	—	—	27	5.4
1964-65	11	—	308	45	118	.381	14	21	.667	—	—	16	30	45	2	—	—	—	104	9.5
1965-66	5	—	64	18	43	.419	9	12	.750	—	—	10	4	19	1	—	—	—	45	9.0
<b>TOTALS</b>	<b>56</b>	<b>—</b>	<b>1135</b>	<b>184</b>	<b>471</b>	<b>.391</b>	<b>80</b>	<b>115</b>	<b>.696</b>	<b>—</b>	<b>—</b>	<b>125</b>	<b>101</b>	<b>193</b>	<b>9</b>	<b>—</b>	<b>—</b>	<b>—</b>	<b>448</b>	<b>8.0</b>

**BIBBY, HENRY**

UCLA  
Birthdate: Nov. 24, 1949

#14  
Drafted: 1972, 4th round (57th pick) by New York

1976-77	81	80	2639	302	702	.430	221	282	.784	86	187	273	356	200	2	108	—	5	825	10.2
1977-78	82	82	2518	286	659	.434	171	219	.781	62	189	251	464	207	0	91	153	6	743	9.1
1978-79	82	38	2538	368	869	.423	266	335	.794	72	172	244	371	199	0	72	197	7	1002	12.2
1979-80	82	8	2035	251	626	.401	226	286	.790	65	143	208	307	161	0	62	147	6	739	9.0
<b>TOTALS</b>	<b>327</b>	<b>208</b>	<b>9730</b>	<b>1207</b>	<b>2856</b>	<b>.423</b>	<b>884</b>	<b>1122</b>	<b>.788</b>	<b>285</b>	<b>691</b>	<b>976</b>	<b>1498</b>	<b>767</b>	<b>2</b>	<b>333</b>	<b>497</b>	<b>24</b>	<b>3309</b>	<b>10.1</b>

3-PT. FG: 1979-80, 11-52 (.212), TOTALS, 11-52 (.212)

**PLAYOFFS**

1976-77	19	—	691	83	197	.421	45	59	.763	28	43	71	75	59	0	24	—	2	211	11.1
1977-78	10	—	289	33	82	.402	20	22	.909	9	21	30	48	25	0	12	22	0	86	8.6
1978-79	9	—	231	26	67	.388	20	30	.667	8	11	19	42	26	0	4	0	0	72	8.0
1979-80	18	—	400	45	124	.363	40	50	.800	15	29	44	52	35	0	7	27	0	135	7.5
<b>TOTALS</b>	<b>56</b>	<b>—</b>	<b>1611</b>	<b>187</b>	<b>470</b>	<b>.398</b>	<b>125</b>	<b>161</b>	<b>.776</b>	<b>60</b>	<b>104</b>	<b>164</b>	<b>217</b>	<b>145</b>	<b>0</b>	<b>47</b>	<b>49</b>	<b>2</b>	<b>504</b>	<b>9.0</b>

3-PT. FG: 1979-80, 5-13 (.385)

**BLOCK, JOHN**

USC  
Birthdate: Apr. 16, 1944

#34  
Drafted: 1966, 3rd round (27th pick) by LA Lakers

1972-73	48	48	1558	311	706	.441	236	302	.781	—	—	442	94	173	4	4	—	—	858	17.9
---------	----	----	------	-----	-----	------	-----	-----	------	---	---	-----	----	-----	---	---	---	---	-----	------

**ALL-STAR GAME**

1973	1	0	5	2	4	.500	0	0	---	—	—	2	0	1	0	0	—	—	4	4.0
------	---	---	---	---	---	------	---	---	-----	---	---	---	---	---	---	---	---	---	---	-----

**BLOUNT, CORIE**

Cincinnati  
Birthdate: Jan. 4, 1969

#40  
Drafted: 1993, 1st round (25th pick) by Chicago

2001-02	72	21	1426	115	251	.458	29	45	.644	149	219	368	44	176	1	49	52	26	259	3.6
---------	----	----	------	-----	-----	------	----	----	------	-----	-----	-----	----	-----	---	----	----	----	-----	-----

3-PT. FG: 2001-02, 0-1 (.000)

**PLAYOFFS**

2001-02	5	0	88	2	8	.250	3	4	.750	10	4	14	2	9	0	2	4	2	7	1.4
---------	---	---	----	---	---	------	---	---	------	----	---	----	---	---	---	---	---	---	---	-----

**BOL, MANUTE**

Bridgeport  
Birthdate: Oct. 16, 1962

#11  
Drafted: 1983, 5th round (97th overall) by San Diego

1990-91	82	6	1522	65	164	.396	24	41	.585	66	284	350	20	184	0	16	63	247	155	1.9
1991-92	71	2	1267	49	128	.383	12	26	.462	54	168	222	22	139	1	11	41	205	110	1.5
1992-93	58	23	855	52	127	.409	12	19	.632	44	149	193	18	87	0	14	50	119	126	2.2
1993-94	4	0	49	3	7	.429	0	---	---	2	4	6	0	8	0	2	0	9	6	1.5
<b>TOTALS</b>	<b>215</b>	<b>31</b>	<b>3693</b>	<b>169</b>	<b>426</b>	<b>.397</b>	<b>48</b>	<b>86</b>	<b>.558</b>	<b>166</b>	<b>605</b>	<b>771</b>	<b>60</b>	<b>418</b>	<b>1</b>	<b>43</b>	<b>154</b>	<b>580</b>	<b>397</b>	<b>1.8</b>

3-PT. FG: 1990-91, 1-14 (.071); 1991-92, 0-9 (.000); 1992-93, 10-32 (.313); TOTALS, 11-55 (.200)

**PLAYOFFS**

1990-91	8	0	109	9	18	.500	6	9	.667	4	15	19	1	14	0	1	5	12	24	3.0
---------	---	---	-----	---	----	------	---	---	------	---	----	----	---	----	---	---	---	----	----	-----

**BOOTH, CALVIN**

Penn State  
Birthdate: May 7, 1976

#52  
Drafted: 1999, 2nd round (35th overall) by Washington

2007-08	31	0	204	9	27	.333	6	10	.600	6	32	38	8	35	0	6	4	18	24	0.8
---------	----	---	-----	---	----	------	---	----	------	---	----	----	---	----	---	---	---	----	----	-----

**BOWEN, BRUCE**

Cal State Fullerton  
Birthdate: June 14, 1971

#12  
Drafted: Undrafted

1999-00	42	0	311	26	73	.356	6	12	.500	14	22	36	16	37	0	9	5	5	59	1.4
---------	----	---	-----	----	----	------	---	----	------	----	----	----	----	----	---	---	---	---	----	-----

3-PT. FG: 1999-00, 1-2 (.500)

# GENERAL INFORMATION

## BOWMAN, IRA

Pennsylvania  
Birthdate: June 11, 1973

#11  
Drafted: Undrafted

HT: 6-5 WT: 195

	G	GS	MIN	FG	FGA	PCT	FT	FTA	PCT	OFF	DEF	TOT	A	PF	D	ST	TO	BS	PTS	AVG
1999-00	11	0	20	2	2	1.000	1	2	.500	0	2	2	1	0	0	1	1	0	5	0.5
2001-02	3	0	29	5	7	.714	0	0	---	0	1	1	3	0	2	0	0	10	3.3	
<b>TOTALS</b>	<b>14</b>	<b>0</b>	<b>49</b>	<b>7</b>	<b>9</b>	<b>.778</b>	<b>1</b>	<b>2</b>	<b>.500</b>	<b>0</b>	<b>3</b>	<b>3</b>	<b>2</b>	<b>3</b>	<b>0</b>	<b>3</b>	<b>1</b>	<b>0</b>	<b>15</b>	<b>1.1</b>

3-PT. FG: 2001-02, 0-1 (.000)

### PLAYOFFS

	G	GS	MIN	FG	FGA	PCT	FT	FTA	PCT	OFF	DEF	TOT	A	PF	D	ST	TO	BS	PTS	AVG
1999-00	7	0	11	0	2	.000	0	1	---	0	0	0	2	0	0	0	—	0	0	0.0

3-PT. FG: 1999-00, 0-1 (.000)

## BOYD, FRED

Oregon State  
Birthdate: June 13, 1950

#11  
Drafted: 1972, 1st round (5th pick) by 76ers

HT: 6-2 WT: 180

	G	GS	MIN	FG	FGA	PCT	FT	FTA	PCT	OFF	DEF	TOT	A	PF	D	ST	TO	BS	PTS	AVG
1972-73	82	49	2351	362	923	.392	136	200	.680	—	—	210	301	184	1	—	—	—	860	10.5
1973-74	75	26	1818	286	712	.402	141	195	.723	16	77	93	249	173	1	60	—	9	713	9.5
1974-75	66	13	1362	205	495	.414	55	115	.478	16	73	89	161	134	0	43	—	4	465	7.0
1975-76	6	0	33	2	6	.333	1	2	.500	0	2	2	2	5	0	—	1	0	5	0.8
<b>TOTALS</b>	<b>229</b>	<b>89</b>	<b>5564</b>	<b>855</b>	<b>2136</b>	<b>.400</b>	<b>333</b>	<b>512</b>	<b>.650</b>	<b>32</b>	<b>152</b>	<b>394</b>	<b>713</b>	<b>496</b>	<b>2</b>	<b>—</b>	<b>104</b>	<b>13</b>	<b>2043</b>	<b>8.9</b>

## BRACKINS, CRAIG

Iowa State  
Birthdate: Oct. 9, 1987

#33  
Drafted: 2010, 1st round (21st overall) by Oklahoma City

HT: 6-10 WT: 230

	G	GS	MIN	FG	FGA	PCT	FT	FTA	PCT	OFF	DEF	TOT	A	PF	D	ST	TO	BS	PTS	AVG
2010-11	3	0	33	4	16	.250	0	0	---	2	2	4	1	3	0	1	0	0	8	2.7
2011-12	14	1	88	9	33	.273	1	2	.500	5	10	15	8	6	0	6	4	1	22	1.6
<b>TOTALS</b>	<b>17</b>	<b>1</b>	<b>121</b>	<b>13</b>	<b>49</b>	<b>.265</b>	<b>1</b>	<b>2</b>	<b>.500</b>	<b>7</b>	<b>12</b>	<b>19</b>	<b>9</b>	<b>9</b>	<b>0</b>	<b>7</b>	<b>4</b>	<b>1</b>	<b>30</b>	<b>1.8</b>

3-PT. FG: 2010-11, 0-5 (.000); 2011-12, 3-9 (.333); TOTALS 3-14 (.214)

### PLAYOFFS

	MIN	FG	FGA	PCT	FT	FTA	PCT	OFF	DEF	TOT	A	PF	D	ST	TO	BS	PTS	AVG	
2010-11									DNP - COACH'S DECISION										
2011-12									DNP - COACH'S DECISION										

## BRADLEY, MICHAEL

Villanova  
Birthdate: April 18, 1979

#31  
Drafted: 2001, 1st round (17th pick) by Toronto

HT: 6-10 WT: 245

	G	GS	MIN	FG	FGA	PCT	FT	FTA	PCT	OFF	DEF	TOT	A	PF	D	ST	TO	BS	PTS	AVG
2004-05	2	0	16	4	5	.800	1	2	.500	0	3	3	1	0	0	1	0	0	9	4.5
2005-06	46	1	367	32	79	.405	2	3	.667	40	67	107	17	39	0	5	19	7	67	1.5
<b>TOTALS</b>	<b>48</b>	<b>1</b>	<b>383</b>	<b>36</b>	<b>84</b>	<b>.429</b>	<b>3</b>	<b>5</b>	<b>.600</b>	<b>40</b>	<b>70</b>	<b>110</b>	<b>18</b>	<b>39</b>	<b>0</b>	<b>5</b>	<b>20</b>	<b>7</b>	<b>76</b>	<b>1.6</b>

3PT. FG: 2004-05, 0-1 (.000); 2005-06, 1-5 (.200); TOTALS, 1-6 (.167)

## BRADLEY, SHAWN

Brigham Young  
Birthdate: March 22, 1972

#76  
Drafted: 1993, 1st round (2nd overall) by 76ers

HT: 7-6 WT: 248

	G	GS	MIN	FG	FGA	PCT	FT	FTA	PCT	OFF	DEF	TOT	A	PF	D	ST	TO	BS	PTS	AVG
1993-94	49	45	1385	201	491	.409	102	168	.607	98	208	306	98	170	3	45	148	147	504	10.3
1994-95	82	59	2365	315	693	.455	148	232	.638	243	416	659	53	338	18	54	142	274	778	9.5
1995-96	12	11	334	43	97	.443	19	25	.760	34	72	106	8	42	0	8	31	38	105	8.8
<b>TOTALS</b>	<b>143</b>	<b>115</b>	<b>4084</b>	<b>559</b>	<b>1281</b>	<b>.436</b>	<b>269</b>	<b>425</b>	<b>.633</b>	<b>375</b>	<b>696</b>	<b>1071</b>	<b>159</b>	<b>550</b>	<b>21</b>	<b>107</b>	<b>321</b>	<b>459</b>	<b>1387</b>	<b>9.7</b>

3-PT FG: 1993-94, 0-3 (.000); 1994-95, 0-3 (.000); TOTALS, 0-6 (.000)

## BRADTKE, MARK

Redcliffe H.S., Australia  
Birthdate: Sept. 27, 1968

#50  
Drafted: Undrafted

HT: 6-10 WT: 265

	G	GS	MIN	FG	FGA	PCT	FT	FTA	PCT	OFF	DEF	TOT	A	PF	D	ST	TO	BS	PTS	AVG
1996-97	36	0	251	25	58	.431	9	13	.692	26	42	68	7	34	0	5	9	5	59	1.6

## BRAND, ELTON

Duke  
Birthdate: March 11, 1979

#42  
Drafted: 1999, 1st round (1st overall) by Chicago

HT: 6-9 WT: 254

	G	GS	MIN	FG	FGA	PCT	FT	FTA	PCT	OFF	DEF	TOT	A	PF	D	ST	TO	BS	PTS	AVG
2008-09	29	23	920	163	365	.447	73	108	.676	77	177	254	37	78	1	17	68	45	399	13.8
2009-10	76	57	2297	412	858	.480	172	233	.738	179	282	461	109	232	1	82	131	80	996	13.1
2010-11	81	81	2809	502	981	.512	213	273	.780	237	439	676	120	244	3	92	101	106	1217	15.0
2011-12	60	60	1732	287	581	.494	85	116	.733	145	284	429	97	176	1	58	65	97	659	11.0
2015-16	17	1	225	31	72	.431	8	9	.889	9	54	63	18	32	0	9	11	8	70	4.1
<b>TOTALS</b>	<b>263</b>	<b>222</b>	<b>7983</b>	<b>1395</b>	<b>2857</b>	<b>.488</b>	<b>551</b>	<b>739</b>	<b>.746</b>	<b>647</b>	<b>1236</b>	<b>1883</b>	<b>381</b>	<b>762</b>	<b>6</b>	<b>258</b>	<b>376</b>	<b>336</b>	<b>3341</b>	<b>12.7</b>

3-PT FG: 2009-10, 0-1 (.000); 2010-11, 0-1 (.000); 2011-12 0-1 (.000); 2015-16 0-1 (0-1) TOTALS, 0-4 (.000)

### PLAYOFFS

	G	GS	MIN	FG	FGA	PCT	FT	FTA	PCT	OFF	DEF	TOT	A	PF	D	ST	TO	BS	PTS	AVG
--	---	----	-----	----	-----	-----	----	-----	-----	-----	-----	-----	---	----	---	----	----	----	-----	-----





2008-09

INACTIVE - RIGHT SHOULDER INJURY

2010-11	5	5	185	34	62	.548	10	13	.769	12	30	42	3	21	1	2	4	6	78	15.6
2011-12	13	13	356	46	99	.465	20	32	.625	22	41	63	7	36	1	11	7	20	112	8.6
<b>TOTALS</b>	<b>18</b>	<b>18</b>	<b>541</b>	<b>80</b>	<b>161</b>	<b>.497</b>	<b>30</b>	<b>45</b>	<b>.667</b>	<b>34</b>	<b>71</b>	<b>105</b>	<b>10</b>	<b>57</b>	<b>2</b>	<b>13</b>	<b>11</b>	<b>26</b>	<b>190</b>	<b>10.6</b>

**BRANSON, JESSE**

Elon  
Birthdate: Jan. 7, 1942

#22  
Drafted: 1965, 2nd round (9th overall) by 76ers

	G	GS	MIN	FG	FGA	PCT	FT	FTA	PCT	OFF	DEF	TOT	A	PF	D	ST	TO	BS	PTS	AVG
1965-66	5	—	14	1	6	.167	3	4	.750	—	—	9	1	4	0	—	—	—	5	1.0

**BRASCO, JAMES**

New York U.  
Birthdate: Feb. 3, 1931

Drafted: 1952, by Syracuse  
HT: 6-1  
WT: 170

	G	GS	MIN	FG	FGA	PCT	FT	FTA	PCT	OFF	DEF	TOT	A	PF	D	ST	TO	BS	PTS	AVG
1952-53	10	—	111	11	48	.229	11	14	.786	—	—	15	12	18	1	—	—	—	33	3.3

**BREZEC, PRIMOZ**

Slovenia  
Birthdate: Oct. 2, 1979

#7  
Drafted: 2000, 1st round (37th overall) by Indiana  
HT: 7-1  
WT: 255

	G	GS	MIN	FG	FGA	PCT	FT	FTA	PCT	OFF	DEF	TOT	A	PF	D	ST	TO	BS	PTS	AVG
2009-10	7	0	36	2	13	.154	1	2	.500	6	6	12	0	9	0	1	0	1	5	0.7

**BRIDGES, BILL**

Kansas  
Birthdate: Apr. 4, 1939

#23  
Drafted: 1961, 3rd round (32nd overall) by Chicago  
HT: 6-4 1/2  
WT: 230

	G	GS	MIN	FG	FGA	PCT	FT	FTA	PCT	OFF	DEF	TOT	A	PF	D	ST	TO	BS	PTS	AVG
1971-72	64	62	2210	328	645	.509	191	272	.702	—	—	861	158	219	5	—	—	—	847	13.2

**BRISTOW, ALLAN**

Virginia Tech  
Birthdate: Aug. 23, 1951

#44  
Drafted: 1973, 2nd round (21st overall) by 76ers  
HT: 6-7  
WT: 220

	G	GS	MIN	FG	FGA	PCT	FT	FTA	PCT	OFF	DEF	TOT	A	PF	D	ST	TO	BS	PTS	AVG
1973-74	55	0	643	108	270	.400	42	57	.737	68	99	167	92	68	1	29	—	1	258	4.7
1974-75	72	3	1101	163	393	.415	121	153	.791	111	143	254	99	101	0	25	—	2	447	6.2
<b>TOTALS</b>	<b>127</b>	<b>3</b>	<b>1744</b>	<b>271</b>	<b>663</b>	<b>.409</b>	<b>163</b>	<b>210</b>	<b>.776</b>	<b>179</b>	<b>242</b>	<b>421</b>	<b>191</b>	<b>169</b>	<b>1</b>	<b>54</b>	<b>—</b>	<b>3</b>	<b>705</b>	<b>5.6</b>

**BROOKS, SCOTT**

Cal-Irvine  
Birthdate: July 31, 1965

#1  
Drafted: Undrafted  
HT: 5-11  
WT: 165

	G	GS	MIN	FG	FGA	PCT	FT	FTA	PCT	OFF	DEF	TOT	A	PF	D	ST	TO	BS	PTS	AVG
1988-89	82	6	1372	156	371	.420	61	69	.884	19	75	94	306	116	0	69	65	3	428	5.2
1989-90	72	1	975	119	276	.431	50	57	.877	15	49	64	207	105	0	47	38	0	319	4.4
<b>TOTALS</b>	<b>154</b>	<b>7</b>	<b>2347</b>	<b>275</b>	<b>647</b>	<b>.425</b>	<b>111</b>	<b>126</b>	<b>.881</b>	<b>34</b>	<b>124</b>	<b>158</b>	<b>513</b>	<b>221</b>	<b>0</b>	<b>116</b>	<b>103</b>	<b>3</b>	<b>747</b>	<b>4.9</b>

3-PT. FG: 1988-89, 55-123 (.359); 1989-90, 31-79 (.392); TOTALS, 86-232 (.371)

**PLAYOFFS**

	G	GS	MIN	FG	FGA	PCT	FT	FTA	PCT	OFF	DEF	TOT	A	PF	D	ST	TO	BS	PTS	AVG
1988-89	3	0	21	1	6	.167	2	2	1.000	0	4	4	5	4	0	0	1	0	5	1.7
1989-90	9	0	99	6	19	.316	6	9	.667	2	6	8	16	13	0	3	7	0	21	2.3
<b>TOTALS</b>	<b>12</b>	<b>0</b>	<b>120</b>	<b>7</b>	<b>25</b>	<b>.280</b>	<b>8</b>	<b>11</b>	<b>.727</b>	<b>2</b>	<b>10</b>	<b>12</b>	<b>21</b>	<b>17</b>	<b>0</b>	<b>3</b>	<b>8</b>	<b>0</b>	<b>26</b>	<b>2.2</b>

3-PT. FG: 1988-89, 1-2 (.500); 1989-90, 3-7 (.429); TOTALS, 4-9 (.444)

**BROWN, DAMONE**

Syracuse  
Birthdate: June 28, 1979

#31  
Drafted: 2001, 2nd round (37th overall) by 76ers  
HT: 6-8  
WT: 202

	G	GS	MIN	FG	FGA	PCT	FT	FTA	PCT	OFF	DEF	TOT	A	PF	D	ST	TO	BS	PTS	AVG
2001-02	17	0	67	8	21	.381	7	8	.875	2	2	4	2	11	0	1	9	1	23	1.4

3-PT FG: 2001-02, 0-1 (.000)

**BROWN, KEDRICK**

Okalosa-Walton CC (Fla.)  
Birthdate: March 18, 1981

#5  
Drafted: 2001, 1st round (11th overall)  
HT: 6-7  
WT: 222

	G	GS	MIN	FG	FGA	PCT	FT	FTA	PCT	OFF	DEF	TOT	A	PF	D	ST	TO	BS	PTS	AVG
2004-05	8	0	55	2	6	.333	8	10	.800	1	10	11	4	4	0	3	5	1	12	1.5

3-PT FG: 2004-05, 0-3 (.000)

**BROWN, KWAME**

Glynn Academy HS (Ga.)  
Birthdate: March, 10, 1982

#54  
Drafted: 2001, 1st round (1st overall)  
HT: 6-11  
WT: 290

	G	GS	MIN	FG	FGA	PCT	FT	FTA	PCT	OFF	DEF	TOT	A	PF	D	ST	TO	BS	PTS	AVG
2012-13	22	11	269	17	37	.459	7	19	.368	23	51	74	9	37	0	6	8	10	41	1.9

2013-14

INACTIVE - RIGHT HAMSTRING STRAIN

**BROWN, LORENZO**

North Carolina State  
Birthdate: Aug. 26, 1990

#7  
Drafted: 2013, 2nd round (52 overall) by Minnesota  
HT: 6-5  
WT: 189

	G	GS	MIN	FG	FGA	PCT	FT	FTA	PCT	OFF	DEF	TOT	A	PF	D	ST	TO	BS	PTS	AVG
2013-14	26	0	224	26	86	.302	9	13	.692	8	20	28	41	19	0	13	16	3	64	2.5

3-PT. FG: 2013-14, 3-30 (.100)

**BROWN, MIKE**

George Washington

#40  
HT: 6-10  
WT: 260

# GENERAL INFORMATION

Birthdate: July 19, 1963

Drafted: 1985, 3rd round (69th overall) by Chicago

	G	GS	MIN	FG	FGA	PCT	FT	FTA	PCT	OFF	DEF	TOT	A	PF	D	ST	TO	BS	PTS	AVG
1995-96	9	1	162	9	16	.563	8	17	.471	14	23	37	3	24	1	3	6	2	26	2.9

## BRYANT, JOE

La Salle  
Birthdate: Oct. 19, 1954

#23  
Drafted: 1975, 1st round (14th overall) by Golden State

	G	GS	MIN	FG	FGA	PCT	FT	FTA	PCT	OFF	DEF	TOT	A	PF	D	ST	TO	BS	PTS	AVG
1975-76	75	3	1203	233	552	.422	92	147	.626	97	181	278	61	165	0	44	—	23	558	7.4
1976-77	61	0	612	107	240	.446	53	70	.757	45	72	117	48	84	1	36	—	13	267	4.4
1977-78	81	0	1236	190	436	.436	111	144	.771	103	177	280	129	185	1	56	115	24	491	6.1
1978-79	70	0	1064	205	478	.429	123	170	.724	96	163	259	103	171	1	49	114	9	533	7.6
<b>TOTALS</b>	<b>287</b>	<b>3</b>	<b>4115</b>	<b>735</b>	<b>1706</b>	<b>.431</b>	<b>379</b>	<b>531</b>	<b>.714</b>	<b>341</b>	<b>593</b>	<b>934</b>	<b>341</b>	<b>605</b>	<b>3</b>	<b>185</b>	<b>229</b>	<b>69</b>	<b>1849</b>	<b>6.4</b>

## JOE BRYANT PLAYOFFS

	G	GS	MIN	FG	FGA	PCT	FT	FTA	PCT	OFF	DEF	TOT	A	PF	D	ST	TO	BS	PTS	AVG
1975-76	3	—	43	9	12	.750	5	7	.714	3	10	13	1	11	1	1	—	1	23	7.7
1976-77	10	—	74	12	31	.387	5	8	.625	2	13	15	7	13	0	6	—	2	29	2.9
1977-78	10	—	122	21	47	.447	8	11	.727	7	18	25	9	22	0	6	5	1	50	5.0
1978-79	7	—	35	10	26	.385	1	2	.500	0	1	4	8	0	1	2	0	21	3.0	
<b>TOTALS</b>	<b>30</b>	<b>—</b>	<b>274</b>	<b>52</b>	<b>116</b>	<b>.448</b>	<b>19</b>	<b>28</b>	<b>.679</b>	<b>12</b>	<b>42</b>	<b>54</b>	<b>21</b>	<b>54</b>	<b>1</b>	<b>14</b>	<b>7</b>	<b>4</b>	<b>123</b>	<b>4.1</b>

## BRYANT, MARK

Seton Hall  
Birthdate: Apr. 25, 1965

#9  
Drafted: 1988, 1st round (21st overall) by San Antonio

	G	GS	MIN	FG	FGA	PCT	FT	FTA	PCT	OFF	DEF	TOT	A	PF	D	ST	TO	BS	PTS	AVG
2002-03	11	0	77	5	17	.294	2	4	1.000	7	9	16	1	12	0	1	5	1	12	1.1

## BUCKNER, GREG

Clemson  
Birthdate: Sept. 16, 1976

#21  
Drafted: 1998, 2nd round (53rd overall) by Dallas

	G	GS	MIN	FG	FGA	PCT	FT	FTA	PCT	OFF	DEF	TOT	A	PF	D	ST	TO	BS	PTS	AVG
2002-03	75	5	1514	185	398	.465	65	81	.802	72	144	216	96	203	0	72	62	16	450	6.0
2003-04	53	3	703	66	175	.377	20	27	.741	28	75	103	45	77	0	21	34	4	164	3.1
<b>TOTALS</b>	<b>128</b>	<b>8</b>	<b>2217</b>	<b>251</b>	<b>573</b>	<b>.438</b>	<b>85</b>	<b>108</b>	<b>.787</b>	<b>100</b>	<b>219</b>	<b>319</b>	<b>141</b>	<b>280</b>	<b>0</b>	<b>93</b>	<b>96</b>	<b>20</b>	<b>614</b>	<b>4.8</b>

3-PT. FG: 2002-03, 15-55 (.273); 2003-04, 12-44 (.273); TOTALS, 27-99 (.273)

## PLAYOFFS

	G	GS	MIN	FG	FGA	PCT	FT	FTA	PCT	OFF	DEF	TOT	A	PF	D	ST	TO	BS	PTS	AVG
2002-03	10	0	112	10	31	.323	4	4	1.000	3	14	17	3	18	0	1	3	2	26	2.6

3-PT. FG: 2002-03, 2-9 (.222)

## BUFORD, RODNEY

Creighton  
Birthdate: Nov. 2, 1977

#23  
Drafted: 1999, 2nd round (53rd overall) by Miami

	G	GS	MIN	FG	FGA	PCT	FT	FTA	PCT	OFF	DEF	TOT	A	PF	D	ST	TO	BS	PTS	AVG
2000-01	47	0	573	104	241	.432	24	29	.828	16	58	74	17	68	0	17	29	6	248	5.3

3-PT. FG: 2000-01, 16-38 (.421)

## PLAYOFFS

	G	GS	MIN	FG	FGA	PCT	FT	FTA	PCT	OFF	DEF	TOT	A	PF	D	ST	TO	BS	PTS	AVG
2000-01	15	0	72	8	24	.333	2	2	1.000	5	7	12	3	15	0	4	4	1	21	1.4

3-PT. FG: 2000-01, 3-6 (.500)

## BURTON, WILLIE

Minnesota  
Birthdate: May 26, 1968

#9  
Drafted: 1990, 1st round (9th overall) by Miami

	G	GS	MIN	FG	FGA	PCT	FT	FTA	PCT	OFF	DEF	TOT	A	PF	D	ST	TO	BS	PTS	AVG
1994-95	53	31	1564	243	606	.401	220	267	.824	49	115	164	96	167	3	32	122	19	812	15.3

3-PT. FG: 1994-95, 106-275 (.385)

## BYNUM, ANDREW

St. Joseph HS (NJ)  
Birthdate: October 27, 1987

#33  
Drafted: 2005, 1st round (10th overall) by L.A. Lakers

	G	GS	MIN	FG	FGA	PCT	FT	FTA	PCT	OFF	DEF	TOT	A	PF	D	ST	TO	BS	PTS	AVG
2012-13																				

INACTIVE - BILATERAL BONE BRUISES/BILATERAL ARHTORSOPIC KNEE SURGERY

## CABLE, BARNEY

Bradley  
Birthdate: July 29, 1935

#7  
Drafted: 1958, 2nd round (11th overall) by Detroit

	G	GS	MIN	FG	FGA	PCT	FT	FTA	PCT	OFF	DEF	TOT	A	PF	D	ST	TO	BS	PTS	AVG
1959-60*	57	—	715	109	290	.376	44	67	.657	—	—	225	39	93	1	—	—	—	262	4.6
1960-61	75	—	1642	266	574	.463	73	108	.676	—	—	469	85	246	1	—	—	—	605	8.1
<b>TOTALS</b>	<b>132</b>	<b>—</b>	<b>2357</b>	<b>375</b>	<b>864</b>	<b>.434</b>	<b>117</b>	<b>175</b>	<b>.669</b>	<b>—</b>	<b>—</b>	<b>694</b>	<b>124</b>	<b>339</b>	<b>2</b>	<b>—</b>	<b>—</b>	<b>—</b>	<b>867</b>	<b>6.6</b>



**PLAYOFFS**

	G	GS	MIN	FG	FGA	PCT	FT	FTA	PCT	OFF	DEF	TOT	A	PF	D	ST	TO	BS	PTS	AVG
1959-60	3	—	63	5	14	.357	4	8	.500	—	—	28	1	12	0	—	—	—	14	4.7
1960-61	8	—	185	26	65	.400	10	17	.588	—	—	61	7	29	1	—	—	—	62	7.8
<b>TOTALS</b>	<b>11</b>	<b>—</b>	<b>248</b>	<b>31</b>	<b>79</b>	<b>.392</b>	<b>14</b>	<b>25</b>	<b>.560</b>	<b>—</b>	<b>—</b>	<b>89</b>	<b>8</b>	<b>41</b>	<b>1</b>	<b>—</b>	<b>—</b>	<b>—</b>	<b>76</b>	<b>6.9</b>

**CAGE, MICHAEL**

San Diego State  
Birthdate: Jan. 28, 1962

#4  
Drafted: 1984, 1st round (14th pick) by LA Clippers

HT: 6-9  
WT: 248

	G	GS	MIN	FG	FGA	PCT	FT	FTA	PCT	OFF	DEF	TOT	A	PF	D	ST	TO	BS	PTS	AVG
1996-97	82	24	1247	66	141	.468	19	41	.463	112	208	320	43	118	0	48	17	42	151	1.8

**CALABRESE, GERRY**

St. John's (N.Y.)  
Birthdate: Feb. 4, 1925

Drafted: 1950, by Syracuse

HT: 6-1  
WT: 175

	G	GS	MIN	FG	FGA	PCT	FT	FTA	PCT	OFF	DEF	TOT	A	PF	D	ST	TO	BS	PTS	AVG
1950-51	46	—	—	70	197	.355	61	88	.693	—	—	65	65	80	0	—	—	—	201	4.4
1951-52	58	—	937	109	317	.344	73	103	.709	—	—	84	83	107	0	—	—	—	291	5.0
<b>TOTALS</b>	<b>104</b>	<b>—</b>	<b>937</b>	<b>179</b>	<b>514</b>	<b>.348</b>	<b>134</b>	<b>191</b>	<b>.702</b>	<b>—</b>	<b>—</b>	<b>149</b>	<b>148</b>	<b>187</b>	<b>0</b>	<b>—</b>	<b>—</b>	<b>—</b>	<b>492</b>	<b>4.7</b>

**PLAYOFFS**

	G	GS	MIN	FG	FGA	PCT	FT	FTA	PCT	OFF	DEF	TOT	A	PF	D	ST	TO	BS	PTS	AVG
1951-52	6	—	53	10	24	.417	4	4	1.000	—	—	8	4	18	0	—	—	—	24	4.0

**CALDWELL, ADRIAN**

Lamar  
Birthdate: July 4, 1966

#45  
Drafted: Undrafted

HT: 6-9  
WT: 265

	G	GS	MIN	FG	FGA	PCT	FT	FTA	PCT	OFF	DEF	TOT	A	PF	D	ST	TO	BS	PTS	AVG
1996-97	27	0	365	30	57	.526	12	33	.364	38	73	111	7	60	1	8	16	7	72	2.7

**CANAAN, ISAIAH**

Murray State  
Birthdate: 5/21/91

#0  
Drafted: 2013, 2nd round (34th overall) by Houston

HT: 6-0  
WT: 188

	G	GS	MIN	FG	FGA	PCT	FT	FTA	PCT	OFF	DEF	TOT	A	PF	D	ST	TO	BS	PTS	AVG
2014-15	22	12	569	93	247	.377	33	39	.846	7	47	54	69	55	0	15	39	3	278	12.6
2015-16	77	39	1966	260	722	.360	150	180	.833	20	154	174	137	133	0	56	91	12	846	11.0
<b>TOTALS</b>	<b>99</b>	<b>51</b>	<b>2535</b>	<b>353</b>	<b>969</b>	<b>.364</b>	<b>183</b>	<b>219</b>	<b>.836</b>	<b>27</b>	<b>201</b>	<b>228</b>	<b>206</b>	<b>188</b>	<b>0</b>	<b>71</b>	<b>130</b>	<b>15</b>	<b>1124</b>	<b>11.4</b>

3-PT. FG: 2014-15, 59-162 (.364); 2015-16, 176-485 (.363); Totals, 235-647 (.363)

**CANNON, LARRY**

La Salle  
Birthdate: Apr. 12, 1947

#14  
Drafted: 1969, 1st round (5th overall) by Chicago

HT: 6-4 1/2  
WT: 195

	G	GS	MIN	FG	FGA	PCT	FT	FTA	PCT	OFF	DEF	TOT	A	PF	D	ST	TO	BS	PTS	AVG
1973-74	19	0	335	49	127	.386	19	28	.679	16	20	36	52	48	0	7	—	4	117	6.2

**CARNEY, RODNEY**

Memphis  
Birthdate: April 15, 1984

#25  
Drafted: 2006 1st round (16th overall) by Chicago

HT: 6-7  
WT: 205

	G	GS	MIN	FG	FGA	PCT	FT	FTA	PCT	OFF	DEF	TOT	A	PF	D	ST	TO	BS	PTS	AVG
2006-07	67	35	1169	182	392	.464	53	87	.609	39	89	128	26	118	0	38	43	23	442	6.6
2007-08	70	6	1039	158	392	.403	55	81	.679	50	99	149	32	96	0	39	34	23	409	5.8
2009-10	68	0	857	113	282	.401	52	63	.825	26	111	137	37	79	0	25	21	20	319	4.7
<b>TOTALS</b>	<b>205</b>	<b>41</b>	<b>3065</b>	<b>453</b>	<b>1066</b>	<b>.425</b>	<b>160</b>	<b>231</b>	<b>.692</b>	<b>115</b>	<b>299</b>	<b>414</b>	<b>95</b>	<b>293</b>	<b>0</b>	<b>102</b>	<b>98</b>	<b>86</b>	<b>1170</b>	<b>5.7</b>

3-PT. FG: 2006-07, 25-72 (.347); 2007-08, 38-120 (.317); 2009-10, 41-135 (.304); Totals, 104-327 (.318)

**CARTER, CLARENCE (BUTCH)**

Indiana  
Birthdate: June 11, 1958

#12  
Drafted: 1980, 2nd round (37th overall) by LA Lakers

HT: 6-5  
WT: 180

	G	GS	MIN	FG	FGA	PCT	FT	FTA	PCT	OFF	DEF	TOT	A	PF	D	ST	TO	BS	PTS	AVG
1985-86	4	0	36	5	16	.313	5	6	.833	0	1	1	1	8	0	0	1	0	15	3.8

**CARTER-WILLIAMS, MICHAEL**

Syracuse  
Birthdate: Oct. 10, 1991

#1  
Drafted: 2013, 1st round (11th overall) by Philadelphia

HT: 6-6  
WT: 185

	G	GS	MIN	FG	FGA	PCT	FT	FTA	PCT	OFF	DEF	TOT	A	PF	D	ST	TO	BS	PTS	AVG
2013-14	70	70	2414	427	1054	.405	258	367	.703	101	336	437	441	213	2	130	247	43	1167	16.7
2014-15	41	38	1391	232	611	.380	117	182	.643	43	211	254	302	103	1	60	174	18	613	15.0
<b>TOTALS</b>	<b>111</b>	<b>108</b>	<b>3805</b>	<b>659</b>	<b>1665</b>	<b>.396</b>	<b>375</b>	<b>549</b>	<b>.683</b>	<b>144</b>	<b>547</b>	<b>691</b>	<b>743</b>	<b>316</b>	<b>3</b>	<b>190</b>	<b>421</b>	<b>61</b>	<b>1780</b>	<b>16.0</b>

3-PT. FG: 2013-14, 55-208 (.264); 2014-15, 32-125 (.256); Totals, 91-361 (.252)

**CARTER, FRED**

Mt. St. Mary's  
Birthdate: Feb. 14, 1945

#3  
Drafted: 1969, 3rd round (43rd overall) by Baltimore

HT: 6-3  
WT: 185

	G	GS	MIN	FG	FGA	PCT	FT	FTA	PCT	OFF	DEF	TOT	A	PF	D	ST	TO	BS	PTS	AVG
1971-72	77	49	2147	440	991	.444	179	284	.630	—	—	307	199	235	4	—	—	—	1059	13.8
1972-73	81	75	2993	679	1614	.421	259	368	.704	—	—	485	349	252	8	—	—	—	1617	20.0
1973-74	78	78	3044	706	1641	.430	254	358	.709	82	289	371	443	276	4	113	—	23	1666	21.4
1974-75	77	75	3046	715	1598	.447	256	347	.738	73	267	340	336	257	5	82	—	20	1686	21.9

# GENERAL INFORMATION

1975-76	82	81	2992	665	1594	.417	219	312	.702	113	186	299	372	286	5	137	—	13	1549	18.9
1976-77	14	0	237	43	101	.426	10	19	.526	10	14	24	21	29	0	11	—	2	96	6.9
<b>TOTALS</b>	<b>409</b>	<b>358</b>	<b>14459</b>	<b>3248</b>	<b>7539</b>	<b>.431</b>	<b>1177</b>	<b>1688</b>	<b>.697</b>	<b>278</b>	<b>756</b>	<b>1826</b>	<b>1720</b>	<b>1335</b>	<b>26</b>	<b>343</b>	<b>—</b>	<b>58</b>	<b>7673</b>	<b>18.8</b>

## PLAYOFFS

1975-76	G	GS	MIN	FG	FGA	PCT	FT	FTA	PCT	OFF	DEF	TOT	A	PF	D	ST	TO	BS	PTS	AVG
1975-76	3	0	125	29	67	.433	26	30	.867	4	6	10	15	12	0	4	—	1	84	28.0

## CATCHINGS, HARVEY

Hardin Simmons #42 HT: 6-10 WT: 220  
 Birthdate: Sept. 2, 1951 Drafted: 1974, 3rd round (42nd overall) by 76ers

1974-75	G	GS	MIN	FG	FGA	PCT	FT	FTA	PCT	OFF	DEF	TOT	A	PF	D	ST	TO	BS	PTS	AVG
1974-75	37	0	528	41	74	.554	16	25	.640	49	104	153	21	82	1	10	—	60	98	2.6
1975-76	75	68	1731	103	242	.426	58	96	.604	191	329	520	63	262	6	21	—	164	264	3.5
1976-77	53	25	864	62	123	.504	33	47	.702	64	170	234	30	130	1	23	—	78	157	3.0
1977-78	61	2	748	70	178	.393	34	55	.618	105	145	250	34	124	1	20	44	67	174	2.9
1978-79	25	4	289	28	68	.412	13	17	.765	30	68	98	18	42	1	8	37	35	69	2.8
<b>TOTALS</b>	<b>251</b>	<b>99</b>	<b>4160</b>	<b>304</b>	<b>685</b>	<b>.444</b>	<b>154</b>	<b>240</b>	<b>.642</b>	<b>439</b>	<b>816</b>	<b>1255</b>	<b>166</b>	<b>640</b>	<b>10</b>	<b>82</b>	<b>81</b>	<b>404</b>	<b>762</b>	<b>3.0</b>

## HARVEY CATCHINGS PLAYOFFS

1975-76	G	GS	MIN	FG	FGA	PCT	FT	FTA	PCT	OFF	DEF	TOT	A	PF	D	ST	TO	BS	PTS	AVG
1975-76	3	—	87	8	13	.615	1	3	.333	12	16	28	6	11	0	0	—	9	17	5.7
1976-77	8	—	54	9	25	.360	4	5	.800	1	3	4	9	14	0	3	—	4	4	0.5
1977-78	7	—	26	3	8	.375	3	4	.750	3	6	9	0	4	0	1	3	0	9	1.3
<b>TOTALS</b>	<b>18</b>	<b>—</b>	<b>167</b>	<b>20</b>	<b>46</b>	<b>.435</b>	<b>8</b>	<b>12</b>	<b>.667</b>	<b>16</b>	<b>25</b>	<b>41</b>	<b>15</b>	<b>29</b>	<b>0</b>	<b>4</b>	<b>3</b>	<b>13</b>	<b>30</b>	<b>1.7</b>

## CATLEDGE, TERRY

South Alabama #23 HT: 6-8 WT: 230  
 Birthdate: Aug. 22, 1963 Drafted: 1985, 1st round (21st overall) by 76ers

1985-86	G	GS	MIN	FG	FGA	PCT	FT	FTA	PCT	OFF	DEF	TOT	A	PF	D	ST	TO	BS	PTS	AVG
1985-86	64	7	1092	202	431	.469	90	139	.647	107	165	272	21	127	0	31	69	8	494	7.7

3-PT. FG: 1985-86, 0-4 (.000)

## PLAYOFFS

1985-86	G	GS	MIN	FG	FGA	PCT	FT	FTA	PCT	OFF	DEF	TOT	A	PF	D	ST	TO	BS	PTS	AVG
1985-86	11	—	293	46	117	.393	22	38	.579	37	38	75	5	34	0	6	14	8	114	10.4

## CERVI, AL

None HT: 5-11 WT: 185  
 Birthdate: Feb. 12, 1917 Drafted: N/A

1949-50	G	GS	MIN	FG	FGA	PCT	FT	FTA	PCT	OFF	DEF	TOT	A	PF	D	ST	TO	BS	PTS	AVG
1949-50	56	—	—	143	431	.332	287	346	.829	—	—	264	223	—	—	—	—	—	573	10.2
1950-51	53	—	—	132	346	.382	194	237	.819	—	—	152	208	180	9	—	—	—	458	8.6
1951-52	55	—	850	99	280	.354	219	248	.883	—	—	87	148	176	7	—	—	—	417	7.6
1952-53	38	—	301	31	71	.437	81	100	.810	—	—	22	28	90	2	—	—	—	143	3.8
<b>TOTALS</b>	<b>202</b>	<b>—</b>	<b>1151</b>	<b>405</b>	<b>1128</b>	<b>.359</b>	<b>781</b>	<b>931</b>	<b>.839</b>	<b>—</b>	<b>—</b>	<b>261</b>	<b>648</b>	<b>669</b>	<b>18</b>	<b>—</b>	<b>—</b>	<b>—</b>	<b>1591</b>	<b>7.9</b>

## PLAYOFFS

1949-50	G	GS	MIN	FG	FGA	PCT	FT	FTA	PCT	OFF	DEF	TOT	A	PF	D	ST	TO	BS	PTS	AVG
1949-50	11	—	—	23	68	.338	38	46	.826	—	—	—	52	36	—	—	—	—	84	7.6
1950-51	7	—	—	17	56	.304	44	50	.880	—	—	—	33	38	31	1	—	—	78	11.1
1951-52	7	—	88	7	30	.233	22	23	.957	—	—	10	15	23	1	—	—	—	36	5.1
1952-53	2	—	28	3	5	.600	12	15	.800	—	—	0	1	12	1	—	—	—	18	9.0
<b>TOTALS</b>	<b>27</b>	<b>—</b>	<b>116</b>	<b>50</b>	<b>159</b>	<b>.314</b>	<b>116</b>	<b>134</b>	<b>.866</b>	<b>—</b>	<b>—</b>	<b>43</b>	<b>106</b>	<b>102</b>	<b>3</b>	<b>—</b>	<b>—</b>	<b>—</b>	<b>216</b>	<b>8.0</b>

## CHAMBERLAIN, WILT

Kansas #13 HT: 7-1 WT: 275  
 Birthdate: Aug. 21, 1936 Drafted: 1959, 1st round (1st overall) by Philadelphia

1964-65	G	GS	MIN	FG	FGA	PCT	FT	FTA	PCT	OFF	DEF	TOT	A	PF	D	ST	TO	BS	PTS	AVG
1964-65	35	—	1558	427	808	.528	200	380	.526	—	—	780	133	70	0	—	—	—	1054	30.1
1965-66	79	—	3737	1074	1990	.540	501	976	.513	—	—	1943	414	171	0	—	—	—	2649	33.5
1966-67	81	—	3682	785	1150	.683	386	875	.441	—	—	1957	630	143	0	—	—	—	1956	24.1
1967-68	82	—	3836	819	1377	.595	354	932	.380	—	—	1952	702	160	0	—	—	—	1992	24.3
<b>TOTALS</b>	<b>277</b>	<b>—</b>	<b>12813</b>	<b>3105</b>	<b>5325</b>	<b>.583</b>	<b>1441</b>	<b>3163</b>	<b>.456</b>	<b>—</b>	<b>—</b>	<b>5632</b>	<b>1879</b>	<b>544</b>	<b>0</b>	<b>—</b>	<b>—</b>	<b>—</b>	<b>7651</b>	<b>27.6</b>

## PLAYOFFS

1964-65	G	GS	MIN	FG	FGA	PCT	FT	FTA	PCT	OFF	DEF	TOT	A	PF	D	ST	TO	BS	PTS	AVG
1964-65	11	—	536	123	232	.530	76	136	.559	—	—	299	48	29	0	—	—	—	322	29.3
1965-66	5	—	240	56	110	.509	28	68	.412	—	—	151	15	10	0	—	—	—	140	28.0
1966-67	15	—	718	132	228	.579	62	160	.388	—	—	437	135	37	0	—	—	—	326	21.7
1967-68	13	—	631	124	232	.534	60	158	.380	—	—	321	85	29	0	—	—	—	308	23.7
<b>TOTALS</b>	<b>44</b>	<b>—</b>	<b>2125</b>	<b>435</b>	<b>802</b>	<b>.542</b>	<b>226</b>	<b>522</b>	<b>.433</b>	<b>—</b>	<b>—</b>	<b>1208</b>	<b>283</b>	<b>105</b>	<b>0</b>	<b>—</b>	<b>—</b>	<b>—</b>	<b>1096</b>	<b>24.9</b>

## WILT CHAMBERLAIN ALL-STAR GAME

1966	G	GS	MIN	FG	FGA	PCT	FT	FTA	PCT	OFF	DEF	R	A	PF	D	ST	TO	BS	PTS	AVG
1966	1	1	25	8	11	.727	5	9	.556	—	—	9	3	2	0	—	—	—	21	—
1967	1	1	39	6	7	.857	2	5	.400	—	—	22	4	1	0	—	—	—	14	—
1968	1	1	25	3	4	.750	1	4	.250	—	—	7	6	2	0	—	—	—	7	—
<b>TOTALS</b>	<b>3</b>	<b>3</b>	<b>89</b>	<b>17</b>	<b>22</b>	<b>.773</b>	<b>8</b>	<b>18</b>	<b>.444</b>	<b>—</b>	<b>—</b>	<b>38</b>	<b>13</b>	<b>5</b>	<b>0</b>	<b>—</b>	<b>—</b>	<b>—</b>	<b>42</b>	<b>14.0</b>



**CHAMBERS, TOM**

Utah  
Birthdate: June 21, 1959

#25  
Drafted: 1981, 1st round (8th overall) by San Diego

	G	GS	MIN	FG	FGA	PCT	FT	FTA	PCT	OFF	DEF	TOT	A	PF	D	ST	TO	BS	PTS	AVG
1997-98	1	0	10	2	2	1.000	2	2	.100	0	0	2	2	0	2	1	0	0	6	6.0

**CHAPPELL, LEN**

Wake Forest  
Birthdate: Jan. 31, 1941

#50  
Drafted: 1962, 1st round (4th overall) by Syracuse

	G	GS	MIN	FG	FGA	PCT	FT	FTA	PCT	OFF	DEF	TOT	A	PF	D	ST	TO	BS	PTS	AVG
1962-63	80	—	1241	281	604	.465	148	238	.622	—	—	461	56	171	1	—	—	—	710	8.9
1963-64	1	0	16	0	2	0.000	1	1	1.000	—	—	4	0	2	0	—	—	—	1	1.0
<b>TOTALS</b>	<b>81</b>	<b>0</b>	<b>1257</b>	<b>281</b>	<b>606</b>	<b>.464</b>	<b>149</b>	<b>239</b>	<b>.623</b>	<b>—</b>	<b>—</b>	<b>465</b>	<b>56</b>	<b>173</b>	<b>1</b>	<b>—</b>	<b>—</b>	<b>—</b>	<b>711</b>	<b>8.8</b>

**LEN CHAPPELL PLAYOFFS**

	G	GS	MIN	FG	FGA	PCT	FT	FTA	PCT	OFF	DEF	TOT	A	PF	D	ST	TO	BS	PTS	AVG
1962-63	4	—	53	4	21	.190	13	16	.813	—	—	18	3	7	0	—	—	—	21	5.3

**CHEEKS, MAURICE**

West Texas State  
Birthdate: Sept. 8, 1956

#10  
Drafted: 1978, 2nd round (36th overall) by 76ers

	G	GS	MIN	FG	FGA	PCT	FT	FTA	PCT	OFF	DEF	TOT	A	PF	D	ST	TO	BS	PTS	AVG
1978-79	82	82	2409	292	572	.510	101	140	.721	63	191	254	431	198	2	174	193	12	685	8.4
1979-80	79	79	2623	357	661	.540	180	231	.779	75	199	274	556	197	1	183	216	32	898	11.4
1980-81	81	81	2415	310	581	.534	140	178	.787	67	178	245	560	231	1	193	174	39	763	9.4
1981-82	79	79	2498	352	676	.521	171	220	.777	51	197	248	667	247	0	209	184	33	881	11.2
1982-83	79	79	2465	404	745	.542	181	240	.754	53	156	209	543	182	0	184	179	31	990	12.5
1983-84	75	75	2494	386	702	.550	170	232	.733	44	161	205	478	196	1	171	182	20	950	12.7
1984-85	78	78	2616	422	741	.570	175	199	.879	54	163	217	497	184	0	169	155	24	1025	13.1
1985-86	82	82	3270	490	913	.537	282	335	.842	55	180	235	753	160	0	207	238	27	1266	15.4
1986-87	68	68	2624	415	788	.527	227	292	.777	47	168	215	538	109	0	180	173	15	1061	15.6
1987-88	79	79	2871	428	865	.495	227	275	.825	59	194	253	635	116	0	167	160	22	1086	13.7
1988-89	71	70	2298	336	696	.483	151	195	.774	39	144	183	554	114	0	105	116	17	824	11.6
<b>TOTALS</b>	<b>853</b>	<b>852</b>	<b>28583</b>	<b>4192</b>	<b>7940</b>	<b>.529</b>	<b>2005</b>	<b>2537</b>	<b>.790</b>	<b>607</b>	<b>1931</b>	<b>2538</b>	<b>6212</b>	<b>1934</b>	<b>5</b>	<b>1942</b>	<b>1931</b>	<b>272</b>	<b>10429</b>	<b>12.2</b>

3-PT. FG: 1979-80, 4-9 (.444); 1980-81, 3-8 (.375); 1981-82, 6-22 (.273); 1982-83, 1-6 (.167); 1983-84, 8-20 (.400); 1984-85, 6-26 (.231); 1985-86, 4-17 (.235); 1986-87, 4-17 (.235); 1987-88, 3-22 (.136); 1988-89, 1-13 (.077); TOTALS, 40-160 (.250)

**PLAYOFFS**

	G	GS	MIN	FG	FGA	PCT	FT	FTA	PCT	OFF	DEF	TOT	A	PF	D	ST	TO	BS	PTS	AVG	
1978-79	8	—	330	66	121	.545	37	56	.661	13	22	35	63	29	0	37	4	4	169	18.8	
1979-80	18	—	675	89	174	.511	29	41	.707	22	42	52	74	111	43	0	45	45	4	208	11.6
1980-81	16	—	513	68	125	.544	32	42	.762	4	47	51	116	55	1	40	36	12	168	10.5	
1981-82	21	—	765	125	265	.472	50	65	.769	15	47	62	172	58	0	48	49	6	301	14.3	
1982-83	13	—	483	83	165	.503	45	64	.703	11	28	39	91	23	0	26	34	2	212	16.3	
1983-84	5	—	171	35	67	.522	13	15	.867	2	10	12	19	18	0	13	10	0	83	16.6	
1984-85	13	—	483	81	153	.529	36	42	.857	12	34	46	67	29	0	31	34	5	198	15.2	
1985-86	12	—	519	94	182	.516	62	73	.849	13	43	56	85	18	0	13	32	3	250	20.8	
1986-87	5	—	210	35	66	.530	18	21	.857	1	12	13	44	14	0	9	12	4	88	17.6	
1988-89	3	—	128	21	41	.512	11	13	.846	3	8	11	39	4	0	7	3	1	53	17.7	
<b>TOTALS</b>	<b>114</b>	<b>—</b>	<b>4277</b>	<b>697</b>	<b>1359</b>	<b>.513</b>	<b>333</b>	<b>432</b>	<b>.771</b>	<b>96</b>	<b>303</b>	<b>399</b>	<b>807</b>	<b>291</b>	<b>1</b>	<b>269</b>	<b>259</b>	<b>41</b>	<b>1730</b>	<b>15.2</b>	

3-PT. FG: 1979-80, 1-5 (.200); 1980-81, 0-3 (.000); 1981-82, 1-9 (.111); 1982-83, 1-2 (.500); 1983-84, 0-1 (.000); 1984-85, 0-5 (.000); 1985-86, 0-7 (.000); 1986-87, 0-1 (.000); 1987-88, 0-1 (.000); TOTALS, 3-34 (.088)

**ALL-STAR GAME**

	G	GS	MIN	FG	FGA	PCT	FT	FTA	PCT	OFF	DEF	TOT	A	PF	D	ST	TO	BS	PTS	AVG
1983	1	1	18	3	8	.375	0	0	---	0	1	1	1	0	0	0	0	0	6	---
1986	1	0	14	3	6	.500	0	0	---	0	0	0	2	0	0	2	3	0	6	---
1987	1	0	8	1	2	.500	2	2	1.000	0	0	0	0	1	0	1	1	0	4	---
1988	1	0	4	0	0	.000	0	0	---	0	2	2	1	1	0	0	0	0	0	---
<b>TOTALS</b>	<b>4</b>	<b>1</b>	<b>44</b>	<b>7</b>	<b>16</b>	<b>.438</b>	<b>2</b>	<b>2</b>	<b>1.000</b>	<b>0</b>	<b>3</b>	<b>3</b>	<b>4</b>	<b>2</b>	<b>0</b>	<b>3</b>	<b>4</b>	<b>0</b>	<b>16</b>	<b>4.0</b>

**CHOLLET, LEROY**

Loyola (La.) Canisius  
Birthdate: March 5, 1925

Drafted: N/A

HT: 6-2

WT: 190

	G	GS	MIN	FG	FGA	PCT	FT	FTA	PCT	OFF	DEF	TOT	A	PF	D	ST	TO	BS	PTS	AVG
1949-50	49	—	—	61	179	.341	35	56	.625	—	—	—	37	52	—	—	—	—	157	3.2
1950-51	14	—	—	6	51	.118	12	19	.632	—	—	—	15	12	29	0	—	—	24	1.7
<b>TOTALS</b>	<b>63</b>	<b>—</b>	<b>—</b>	<b>67</b>	<b>230</b>	<b>.291</b>	<b>47</b>	<b>75</b>	<b>.627</b>	<b>—</b>	<b>—</b>	<b>—</b>	<b>15</b>	<b>49</b>	<b>81</b>	<b>0</b>	<b>—</b>	<b>—</b>	<b>181</b>	<b>2.9</b>

**LEROY CHOLLETT PLAYOFFS**

	G	GS	MIN	FG	FGA	PCT	FT	FTA	PCT	OFF	DEF	TOT	A	PF	D	ST	TO	BS	PTS	AVG
1949-50	8	—	—	7	26	.269	5	13	.385	—	—	—	4	11	—	—	—	—	19	2.4
1950-51	7	—	—	4	23	.174	5	8	.625	—	—	—	16	9	16	1	—	—	13	1.9
<b>TOTALS</b>	<b>15</b>	<b>—</b>	<b>—</b>	<b>11</b>	<b>49</b>	<b>.224</b>	<b>10</b>	<b>21</b>	<b>.476</b>	<b>—</b>	<b>—</b>	<b>—</b>	<b>16</b>	<b>13</b>	<b>27</b>	<b>1</b>	<b>—</b>	<b>—</b>	<b>32</b>	<b>2.1</b>

**CLARK, ARCHIE**

Minnesota  
Birthdate: July 15, 1941

#21  
Drafted: 1966, 4th round (37th overall) by LA Lakers

HT: 6-2

WT: 175

	G	GS	MIN	FG	FGA	PCT	FT	FTA	PCT	OFF	DEF	TOT	A	PF	D	ST	TO	BS	PTS	AVG
1968-69	82	0	2144	444	928	.478	219	314	.697	—	—	265	296	188	1	—	—	—	1107	13.5
1969-70	76	0	2772	594	1198	.496	311	396	.785	—	—	301	380	201	2	—	—	—	1499	19.7
1970-71	82	82	3245	662	1334	.496	422	536	.787	—	—	391	440	217	2	—	—	—	1746	21.3
1971-72	1	1	42	11	16	.688	7	11	.636	—	—	3	7	3	0	—	—	—	29	29.0

# GENERAL INFORMATION

ALL-TIME ROSTER

**TOTALS** 241 83 8203 1711 3476 .492 959 1257 .763 — — 960 1123 609 5 — — — 4381 18.2

**PLAYOFFS**

	G	GS	MIN	FG	FGA	PCT	FT	FTA	PCT	OFF	DEF	TOT	A	PF	D	ST	TO	BS	PTS	AVG
1968-69	5	—	185	40	77	.519	17	19	.895	—	—	19	22	17	0	—	—	—	97	19.4
1969-70	5	—	146	26	60	.433	16	22	.727	—	—	14	18	10	0	—	—	—	68	13.6
1970-71	7	—	295	66	139	.475	33	45	.733	—	—	29	34	21	0	—	—	—	165	23.6
<b>TOTALS</b>	<b>17</b>	<b>—</b>	<b>626</b>	<b>132</b>	<b>276</b>	<b>.478</b>	<b>66</b>	<b>86</b>	<b>.767</b>	<b>—</b>	<b>—</b>	<b>62</b>	<b>74</b>	<b>48</b>	<b>0</b>	<b>—</b>	<b>—</b>	<b>—</b>	<b>330</b>	<b>19.4</b>

**CLAXTON, SPEEDY**

Hofstra  
Birthdate: May 8, 1978

#12  
Drafted: 2000, 1st round (20th overall) by 76ers

HT: 5-11

WT: 166

	G	GS	MIN	FG	FGA	PCT	FT	FTA	PCT	OFF	DEF	TOT	A	PF	D	ST	TO	BS	PTS	AVG
2001-02	67	18	1528	181	452	.400	114	136	.838	46	114	160	198	145	1	95	95	6	480	7.2
3-PT. FG: 2001-02, 4-33 (.121)																				

**PLAYOFFS**

	G	GS	MIN	FG	FGA	PCT	FT	FTA	PCT	OFF	DEF	TOT	A	PF	D	ST	TO	BS	PTS	AVG
2001-02	5	0	49	4	12	.333	4	6	.667	1	0	1	14	8	0	5	3	0	12	2.4

**COLEMAN, BEN**

Maryland  
Birthdate: Nov. 14, 1961

#54  
Drafted: 1984, 2nd round (37th overall) by Chicago

HT: 6-9

WT: 235

	G	GS	MIN	FG	FGA	PCT	FT	FTA	PCT	OFF	DEF	TOT	A	PF	D	ST	TO	BS	PTS	AVG
1987-88	43	14	841	110	213	.516	76	101	.752	58	119	177	23	120	1	15	55	25	296	6.9
1988-89	58	11	703	117	241	.485	61	77	.792	49	128	177	17	120	0	10	48	18	295	5.1
<b>TOTALS</b>	<b>101</b>	<b>25</b>	<b>1544</b>	<b>227</b>	<b>454</b>	<b>.500</b>	<b>137</b>	<b>178</b>	<b>.770</b>	<b>107</b>	<b>247</b>	<b>354</b>	<b>40</b>	<b>240</b>	<b>1</b>	<b>25</b>	<b>103</b>	<b>43</b>	<b>591</b>	<b>5.9</b>
3-PT. FT: 1987-88, 0-1 (.000)																				

**PLAYOFFS**

	G	GS	MIN	FG	FGA	PCT	FT	FTA	PCT	OFF	DEF	TOT	A	PF	D	ST	TO	BS	PTS	AVG
1988-89	3	0	23	6	8	.750	2	2	1.000	2	3	5	0	8	0	1	1	0	14	4.7

**COLEMAN, DERRICK**

Syracuse  
Birthdate: June 21, 1967

#44  
Drafted: 1990, 1st round (1st overall) by New Jersey

HT: 6-10

WT: 270

	G	GS	MIN	FG	FGA	PCT	FT	FTA	PCT	OFF	DEF	TOT	A	PF	D	ST	TO	BS	PTS	AVG
1995-96	11	11	294	48	118	.407	20	32	.625	13	59	72	31	30	0	4	28	10	123	11.2
1996-97	57	54	2102	364	836	.435	272	365	.745	157	416	573	193	164	1	50	184	75	1032	18.1
1997-98	59	58	2135	356	867	.411	302	391	.772	149	438	587	145	144	1	46	157	68	1040	17.6
2001-02	58	58	2080	331	735	.450	185	227	.815	167	342	509	98	158	0	42	119	51	875	15.1
2002-03	64	35	1742	223	498	.448	134	171	.784	151	299	450	87	171	2	53	96	69	602	9.4
2003-04	34	30	843	107	259	.413	49	65	.754	45	147	192	46	79	0	23	57	26	271	8.0
<b>TOTALS</b>	<b>283</b>	<b>246</b>	<b>9196</b>	<b>1429</b>	<b>3313</b>	<b>.431</b>	<b>962</b>	<b>1251</b>	<b>.769</b>	<b>682</b>	<b>1701</b>	<b>2383</b>	<b>600</b>	<b>746</b>	<b>4</b>	<b>218</b>	<b>641</b>	<b>299</b>	<b>3943</b>	<b>13.9</b>
3-PT. FT: 1995-96, 7-21 (.333); 1996-97, 32-119 (.269); 1997-98, 26-98 (.265); 2001-02, 28-83 (.337); 2002-03, 22-67 (.328); 2003-04, 8-36 (.222); TOTALS, 123-424 (.290)																				

**PLAYOFFS**

	G	GS	MIN	FG	FGA	PCT	FT	FTA	PCT	OFF	DEF	TOT	A	PF	D	ST	TO	BS	PTS	AVG
2001-02	5	5	191	22	42	.524	16	20	.800	15	31	46	10	10	0	1	5	7	64	12.8
2002-03	12	12	449	59	118	.500	41	47	.872	29	67	96	24	36	0	7	17	16	163	13.6
<b>TOTALS</b>	<b>17</b>	<b>17</b>	<b>640</b>	<b>81</b>	<b>160</b>	<b>.506</b>	<b>57</b>	<b>67</b>	<b>.851</b>	<b>44</b>	<b>98</b>	<b>142</b>	<b>34</b>	<b>46</b>	<b>0</b>	<b>8</b>	<b>22</b>	<b>23</b>	<b>227</b>	<b>13.4</b>
3-PT. FT: 2001-02, 4-13 (.308); 2002-03, 4-10 (.400); TOTALS, 8-23 (.348)																				

**COLLINS, DOUG**

Illinois State  
Birthdate: July 28, 1951

#20  
Drafted: 1973, 1st round (1st overall) by 76ers

HT: 6-6

WT: 180

	G	GS	MIN	FG	FGA	PCT	FT	FTA	PCT	OFF	DEF	TOT	A	PF	D	ST	TO	BS	PTS	AVG
1973-74	25	0	436	72	194	.371	55	72	.764	7	39	46	40	65	1	13	—	2	199	8.0
1974-75	81	76	2820	561	1150	.488	331	392	.844	104	211	315	213	291	6	108	—	17	1453	17.9
1975-76	77	77	2995	614	1196	.513	372	445	.836	126	181	307	191	249	2	110	—	24	1600	20.8
1976-77	58	47	2037	426	823	.518	210	250	.840	64	131	195	271	174	2	70	—	15	1062	18.3
1977-78	79	77	2770	643	1223	.526	267	329	.812	87	143	230	320	228	2	128	250	25	1553	19.7
1978-79	47	44	1595	358	717	.499	201	247	.814	36	87	123	191	139	1	52	131	20	917	19.5
1979-80	36	17	963	191	410	.466	113	124	.911	29	65	94	100	76	0	30	82	7	495	13.8
1980-81	12	12	329	62	126	.492	24	29	.828	6	23	29	42	23	0	7	22	4	148	12.3
<b>TOTALS</b>	<b>415</b>	<b>350</b>	<b>13945</b>	<b>2927</b>	<b>5839</b>	<b>.501</b>	<b>1573</b>	<b>1888</b>	<b>.833</b>	<b>459</b>	<b>880</b>	<b>1339</b>	<b>1368</b>	<b>1245</b>	<b>14</b>	<b>518</b>	<b>485</b>	<b>114</b>	<b>7427</b>	<b>17.9</b>

**PLAYOFFS**

	G	GS	MIN	FG	FGA	PCT	FT	FTA	PCT	OFF	DEF	TOT	A	PF	D	ST	TO	BS	PTS	AVG
1975-76	3	—	117	23	53	.434	12	14	.857	13	8	21	10	9	0	3	—	1	58	19.3
1976-77	19	—	759	177	318	.557	71	96	.740	30	49	79	74	57	0	28	—	3	425	22.4
1977-78	10	—	342	82	165	.497	40	49	.816	8	23	31	27	29	0	3	23	0	204	20.4
<b>TOTALS</b>	<b>32</b>	<b>—</b>	<b>1218</b>	<b>282</b>	<b>536</b>	<b>.526</b>	<b>123</b>	<b>159</b>	<b>.774</b>	<b>51</b>	<b>80</b>	<b>131</b>	<b>111</b>	<b>95</b>	<b>0</b>	<b>34</b>	<b>23</b>	<b>4</b>	<b>687</b>	<b>21.5</b>

**ALL-STAR GAME**

	G	GS	MIN	FG	FGA	PCT	FT	FTA	PCT	OFF	DEF	TOT	A	PF	D	ST	TO	BS	PTS	AVG
1976	1	0	20	5	10	.500	2	2	1.000	2	4	6	3	3	0	3	—	0	12	—
1977	1	1	21	3	6	.500	2	2	1.000	1	1	2	6	2	0	1	—	0	8	—
1978	1	0	27	3	8	.375	8	11	.727	4	1	5	8	3	0	2	—	0	14	—



1979

SELECTED BUT DID NOT PLAY DUE TO INJURY

<b>TOTALS</b>	3	1	68	11	24	.458	12	15	.800	7	6	13	17	8	0	6	—	0	34	11.3
---------------	---	---	----	----	----	------	----	----	------	---	---	----	----	---	---	---	---	---	----	------

**COLTER, STEVE**

New Mexico State  
Birthdate: July 24, 1962

#14  
Drafted: 1984, 2nd round (33rd overall) by Portland

HT: 6-3  
WT: 175

	G	GS	MIN	FG	FGA	PCT	FT	FTA	PCT	OFF	DEF	TOT	A	PF	D	ST	TO	BS	PTS	AVG
1986-87	43	13	849	120	255	.471	49	68	.721	14	52	66	116	61	0	37	38	6	293	6.8
1987-88	12	0	152	15	40	.375	7	9	.778	7	11	18	26	20	0	6	11	0	37	3.1
<b>TOTALS</b>	<b>55</b>	<b>13</b>	<b>1001</b>	<b>135</b>	<b>295</b>	<b>.458</b>	<b>56</b>	<b>77</b>	<b>.727</b>	<b>21</b>	<b>63</b>	<b>84</b>	<b>142</b>	<b>81</b>	<b>0</b>	<b>43</b>	<b>49</b>	<b>6</b>	<b>330</b>	<b>6.0</b>

**PLAYOFFS**

	G	GS	MIN	FG	FGA	PCT	FT	FTA	PCT	OFF	DEF	TOT	A	PF	D	ST	TO	BS	PTS	AVG
1986-87	—	2	8	1	2	.500	0	0	—	0	0	0	2	1	0	0	0	0	2	1.0

**CONLIN, ED**

Fordham  
Birthdate: Sept. 2, 1933

Drafted: 1955, by Syracuse

HT: 6-6  
WT: 200

	G	GS	MIN	FG	FGA	PCT	FT	FTA	PCT	OFF	DEF	TOT	A	PF	D	ST	TO	BS	PTS	AVG
1955-56	66	—	1423	211	574	.368	121	178	.680	—	—	326	145	121	1	—	—	—	543	8.2
1956-57	71	—	2250	335	896	.374	283	368	.769	—	—	430	205	170	0	—	—	—	953	13.4
1957-58	60	—	1871	343	877	.391	215	270	.796	—	—	436	133	168	2	—	—	—	901	15.0
1958-59*	72	—	1955	329	891	.369	197	274	.719	—	—	394	132	188	6	—	—	—	855	11.9
<b>TOTALS</b>	<b>269</b>	<b>—</b>	<b>7499</b>	<b>1218</b>	<b>3238</b>	<b>.376</b>	<b>816</b>	<b>1090</b>	<b>.749</b>	<b>—</b>	<b>—</b>	<b>1586</b>	<b>615</b>	<b>647</b>	<b>9</b>	<b>—</b>	<b>—</b>	<b>—</b>	<b>3252</b>	<b>12.1</b>

**PLAYOFFS**

	G	GS	MIN	FG	FGA	PCT	FT	FTA	PCT	OFF	DEF	TOT	A	PF	D	ST	TO	BS	PTS	AVG
1955-56	8	—	197	31	85	.365	22	38	.579	—	—	47	9	14	0	—	—	—	84	10.5
1956-57	5	—	164	28	71	.394	21	27	.778	—	—	17	15	11	0	—	—	—	77	15.4
1957-58	3	—	113	14	45	.311	5	7	.714	—	—	21	4	10	0	—	—	—	33	11.0
<b>TOTALS</b>	<b>16</b>	<b>—</b>	<b>474</b>	<b>73</b>	<b>201</b>	<b>.363</b>	<b>48</b>	<b>72</b>	<b>.667</b>	<b>—</b>	<b>—</b>	<b>85</b>	<b>28</b>	<b>35</b>	<b>0</b>	<b>—</b>	<b>—</b>	<b>—</b>	<b>194</b>	<b>12.1</b>

**COPELAND, LANARD**

Georgia State  
Birthdate: July 16, 1965

#7  
Drafted: Undrafted

HT: 6-6  
WT: 210

	G	GS	MIN	FG	FGA	PCT	FT	FTA	PCT	OFF	DEF	TOT	A	PF	D	ST	TO	BS	PTS	AVG
1989-90	23	0	110	31	68	.456	11	14	.786	4	6	10	9	12	0	1	19	1	74	3.2
3-PT. FG: 1990-91, 1-5 (.200)																				

**PLAYOFFS**

	G	GS	MIN	FG	FGA	PCT	FT	FTA	PCT	OFF	DEF	TOT	A	PF	D	ST	TO	BS	PTS	AVG
1990-91	—	4	9	2	6	.333	0	0	—	0	1	1	0	1	0	0	1	0	4	1.0

**CORLEY, RAY**

Notre Dame: Georgetown  
Birthdate: Jan. 1, 1928

Drafted: N/A

HT: 6-0  
WT: 180

	G	GS	MIN	FG	FGA	PCT	FT	FTA	PCT	OFF	DEF	TOT	A	PF	D	ST	TO	BS	PTS	AVG
1949-50	60	—	—	117	370	.316	75	122	.615	—	—	—	109	81	—	—	—	—	309	5.2

**PLAYOFFS**

	G	GS	MIN	FG	FGA	PCT	FT	FTA	PCT	OFF	DEF	TOT	A	PF	D	ST	TO	BS	PTS	AVG
1949-50	6	—	—	6	36	.167	5	11	.455	—	—	—	10	5	—	—	—	—	17	2.8

**COSTELLO, LARRY**

Niagara  
Birthdate: July 2, 1931

#21  
Drafted: 1954, by Philadelphia (Warriors)

HT: 6-1  
WT: 190

	G	GS	MIN	FG	FGA	PCT	FT	FTA	PCT	OFF	DEF	TOT	A	PF	D	ST	TO	BS	PTS	AVG
1957-58	72	—	2746	378	888	.426	320	378	.847	—	—	378	317	246	3	—	—	—	1076	14.9
1958-59	70	—	2750	414	948	.437	280	349	.802	—	—	365	379	263	7	—	—	—	1108	15.8
1959-60	71	—	2469	372	822	.453	249	289	.862	—	—	388	449	234	4	—	—	—	993	14.0
1960-61	75	—	2167	407	844	.482	270	338	.799	—	—	292	413	286	9	—	—	—	1084	14.5
1961-62	63	—	1854	310	726	.427	247	295	.837	—	—	245	359	220	5	—	—	—	867	13.8
1962-63	78	—	2066	285	660	.432	288	327	.881	—	—	237	334	263	4	—	—	—	858	11.0
1963-64	45	—	1137	191	408	.476	147	170	.865	—	—	105	167	150	3	—	—	—	529	11.8
1964-65	64	—	1967	309	695	.445	243	277	.877	—	—	169	275	242	10	—	—	—	861	13.5
1965-66	49	—	976	130	293	.444	120	133	.902	—	—	103	140	141	2	—	—	—	380	7.8
1966-67	28	—	492	67	148	.453	67	81	.827	—	—	51	68	62	0	—	—	—	201	7.2
<b>TOTALS</b>	<b>615</b>	<b>—</b>	<b>18624</b>	<b>2863</b>	<b>6432</b>	<b>.445</b>	<b>2231</b>	<b>2637</b>	<b>.846</b>	<b>—</b>	<b>—</b>	<b>2333</b>	<b>2901</b>	<b>2107</b>	<b>47</b>	<b>—</b>	<b>—</b>	<b>—</b>	<b>7957</b>	<b>12.9</b>

**PLAYOFFS**

	G	GS	MIN	FG	FGA	PCT	FT	FTA	PCT	OFF	DEF	TOT	A	PF	D	ST	TO	BS	PTS	AVG
1957-58	3	—	134	10	34	.294	14	14	1.000	—	—	25	12	6	0	—	—	—	34	11.3
1958-59	9	—	361	54	121	.446	51	61	.836	—	—	53	54	40	2	—	—	—	159	17.7
1959-60	3	—	122	20	47	.426	10	12	.833	—	—	14	20	15	1	—	—	—	50	16.7

# GENERAL INFORMATION

1960-61	8	—	269	42	103	.408	47	55	.855	—	—	35	52	39	3	—	—	—	131	16.4
1961-62	5	—	167	22	51	.431	29	33	.879	—	—	16	28	21	0	—	—	—	73	14.6
1962-63	5	—	134	16	37	.432	19	23	.826	—	—	4	23	27	2	—	—	—	51	10.2
1963-64	5	—	36	3	14	.214	10	10	1.000	—	—	3	4	14	1	—	—	—	16	3.2
1964-65	10	—	207	22	53	.415	11	16	.688	—	—	12	20	43	2	—	—	—	55	5.5
1966-67	2	—	25	6	8	.750	5	5	1.000	—	—	4	3	2	0	—	—	—	17	8.5
<b>TOTALS</b>	<b>50</b>	<b>—</b>	<b>1455</b>	<b>195</b>	<b>468</b>	<b>.417</b>	<b>196</b>	<b>229</b>	<b>.856</b>	<b>—</b>	<b>—</b>	<b>166</b>	<b>216</b>	<b>207</b>	<b>11</b>	<b>—</b>	<b>—</b>	<b>—</b>	<b>586</b>	<b>11.7</b>

**ALL-STAR GAME**

	G	GS	MIN	FG	FGA	PCT	FT	FTA	PCT	OFF	DEF	TOT	A	PF	D	ST	TO	BS	PTS	AVG
1958	1	0	17	0	6	.000	1	1	1.000	—	—	1	4	—	—	—	—	—	—	1
1959	1	0	18	3	8	.375	1	1	1.000	—	—	3	3	—	—	—	—	—	—	7
1960	1	0	20	5	9	.556	0	0	---	—	—	4	2	—	—	—	—	—	—	10
1961	1	0	5	1	2	.500	0	0	---	—	—	0	0	—	—	—	—	—	—	2
1962	SELECTED BUT DID NOT PLAY DUE TO INJURY																			
1965	1	0	11	2	7	.286	0	0	---	—	—	8	9	—	—	—	—	—	—	4
<b>TOTALS</b>	<b>5</b>	<b>0</b>	<b>71</b>	<b>11</b>	<b>32</b>	<b>.344</b>	<b>2</b>	<b>2</b>	<b>1.000</b>	<b>—</b>	<b>—</b>	<b>8</b>	<b>9</b>	<b>—</b>	<b>—</b>	<b>—</b>	<b>—</b>	<b>—</b>	<b>24</b>	<b>4.8</b>

**COUNTS, MEL**

Oregon State Birthdate: Oct. 16, 1941 #31 Drafted: 1964, 1st round (9th overall) by Boston HT: 7-0 WT: 230

	G	GS	MIN	FG	FGA	PCT	FT	FTA	PCT	OFF	DEF	TOT	A	PF	D	ST	TO	BS	PTS	AVG
1972-73	7	0	47	5	16	.313	0	0	---	—	—	16	3	8	0	—	—	—	10	1.4

**COURTIN, STEVE**

St. Joseph's Birthdate: Sept. 21, 1942 #23 Drafted: 1964, 3rd round (24th overall) by Cincinnati HT: 6-1 WT: 190

	G	GS	MIN	FG	FGA	PCT	FT	FTA	PCT	OFF	DEF	TOT	A	PF	D	ST	TO	BS	PTS	AVG
1964-65	24	—	317	42	103	.408	17	21	.810	—	—	22	22	44	0	—	—	—	101	4.2

**COURTNEY, JOE**

Southern Mississippi Birthdate: Oct. 17, 1969 #21 Drafted: Undrafted HT: 6-9 WT: 235

	G	GS	MIN	FG	FGA	PCT	FT	FTA	PCT	OFF	DEF	TOT	A	PF	D	ST	TO	BS	PTS	AVG
1996-97	4	0	52	6	14	.429	0	0	---	5	4	9	0	8	1	0	1	0	12	3.0

**COVINGTON, ROBERT**

Tennessee State Birthdate: 12/14/90 #33 Drafted: Undrafted HT: 6-9 WT: 215

	G	GS	MIN	FG	FGA	PCT	FT	FTA	PCT	OFF	DEF	TOT	A	PF	D	ST	TO	BS	PTS	AVG
2014-15	70	49	1956	299	756	.396	178	217	.820	65	251	316	105	189	1	97	128	31	943	13.5
2015-16	67	49	1903	274	712	.385	140	177	.791	65	354	419	97	232	4	105	143	40	858	12.8
2016-17	67	67	2119	292	732	.399	143	174	.822	92	344	436	102	203	4	127	131	69	864	12.9
<b>TOTALS</b>	<b>211</b>	<b>165</b>	<b>6012</b>	<b>871</b>	<b>2214</b>	<b>.393</b>	<b>461</b>	<b>568</b>	<b>.812</b>	<b>224</b>	<b>952</b>	<b>1176</b>	<b>304</b>	<b>627</b>	<b>5</b>	<b>331</b>	<b>403</b>	<b>140</b>	<b>2681</b>	<b>12.7</b>

3-PT. FG: 2014-15, 167-446 (.374); 2015-16, 170-482 (.353); 2016-17, 137-412 (.333); TOTALS: 478-1351 (.354)

**CRAWFORD, FRED**

St. Bonaventure Birthdate: Dec. 23, 1941 #11 Drafted: 1964, 4th round (26th overall) by New York HT: 6-4 WT: 195

	G	GS	MIN	FG	FGA	PCT	FT	FTA	PCT	OFF	DEF	TOT	A	PF	D	ST	TO	BS	PTS	AVG
1970-71	36	1	449	74	175	.423	32	72	.444	—	—	69	54	59	0	—	—	—	180	5.0

**CUMMINGS, TERRY**

DePaul Birthdate: Mar. 16, 1961 #34 Drafted: 1982, 1st round (2nd overall) by San Diego HT: 6-9 WT: 250

	G	GS	MIN	FG	FGA	PCT	FT	FTA	PCT	OFF	DEF	TOT	A	PF	D	ST	TO	BS	PTS	AVG
1997-98	44	2	656	97	212	.458	39	58	.672	55	93	148	21	102	1	22	17	5	233	5.3

**CUMMINGS, VONTEGO**

Pittsburgh Birthdate: Feb. 29, 1976 #5 Drafted: 1999, 1st round (26th overall) by Indiana HT: 6-3 WT: 190

	G	GS	MIN	FG	FGA	PCT	FT	FTA	PCT	OFF	DEF	TOT	A	PF	D	ST	TO	BS	PTS	AVG
2001-02	58	1	501	78	187	.417	24	32	.750	14	38	52	60	53	0	18	36	5	192	3.3

3-PT. FG: 2001-02, 12-46 (.261)

**PLAYOFFS**

	G	GS	MIN	FG	FGA	PCT	FT	FTA	PCT	OFF	DEF	TOT	A	PF	D	ST	TO	BS	PTS	AVG
2001-02	1	0	1	0	0	.000	0	0	---	0	0	0	0	0	0	0	0	0	0	0.0

**CUNNINGHAM, BILLY**

North Carolina Birthdate: June 3, 1943 #32 Drafted: 1965, 1st round (4th overall) by 76ers HT: 6-6 WT: 220

	G	GS	MIN	FG	FGA	PCT	FT	FTA	PCT	OFF	DEF	TOT	A	PF	D	ST	TO	BS	PTS	AVG
1965-66	80	—	2134	431	1011	.426	281	443	.634	—	—	599	207	301	12	—	—	—	1143	14.3
1966-67	81	—	2168	556	1211	.459	383	558	.686	—	—	589	205	260	2	—	—	—	1495	18.5
1967-68	74	—	2076	516	1178	.438	368	509	.723	—	—	562	187	260	3	—	—	—	1400	18.9
1968-69	82	—	3345	739	1736	.426	556	754	.737	—	—	1050	287	329	10	—	—	—	2034	24.8
1969-70	81	—	3194	802	1710	.469	510	700	.729	—	—	1101	352	331	15	—	—	—	2114	26.1





1970-71	81	80	3090	702	1519	.462	455	620	.734	—	—	946	395	328	5	—	—	—	1859	23.0
1971-72	75	75	2900	658	1428	.461	428	601	.712	—	—	918	443	295	12	—	—	—	1744	23.3
1974-75	80	73	2859	609	1423	.428	345	444	.777	130	596	726	442	270	4	91	—	35	1563	19.5
1975-76	20	20	640	103	251	.410	68	88	.773	29	118	147	107	57	1	24	—	10	274	13.7
<b>TOTALS</b>	<b>654</b>	<b>248</b>	<b>22406</b>	<b>5116</b>	<b>11467</b>	<b>.446</b>	<b>3394</b>	<b>4717</b>	<b>.720</b>	<b>159</b>	<b>714</b>	<b>6638</b>	<b>2625</b>	<b>2431</b>	<b>64</b>	<b>115</b>	<b>—</b>	<b>45</b>	<b>13626</b>	<b>20.8</b>

**PLAYOFFS**

G	GS	MIN	FG	FGA	PCT	FT	FTA	PCT	OFF	DEF	TOT	A	PF	D	ST	TO	BS	PTS	AVG	
1965-66	4	—	69	5	31	.161	11	13	.846	—	—	18	10	11	0	—	—	—	21	5.3
1966-67	15	—	339	83	221	.376	59	90	.656	—	—	93	33	53	1	—	—	—	225	15.0
1967-68	3	—	86	24	43	.558	14	17	.824	—	—	22	10	16	1	—	—	—	62	20.7
1968-69	5	—	217	49	117	.419	24	38	.632	—	—	63	12	24	1	—	—	—	122	24.4
1969-70	5	—	205	61	123	.496	24	36	.667	—	—	52	20	19	0	—	—	—	146	29.2
1970-71	7	—	301	67	142	.472	47	67	.701	—	—	108	40	28	0	—	—	—	181	25.9
<b>TOTALS</b>	<b>39</b>	<b>—</b>	<b>1217</b>	<b>289</b>	<b>677</b>	<b>.427</b>	<b>179</b>	<b>261</b>	<b>.686</b>	<b>—</b>	<b>—</b>	<b>356</b>	<b>125</b>	<b>151</b>	<b>3</b>	<b>—</b>	<b>—</b>	<b>—</b>	<b>757</b>	<b>19.4</b>

**ALL-STAR GAME**

G	GS	MIN	FG	FGA	PCT	FT	FTA	PCT	OFF	DEF	TOT	A	PF	D	ST	TO	BS	PTS	AVG	
1969	1	0	22	5	10	.500	0	0	---	—	—	5	1	3	0	—	—	—	10	—
1970	1	1	28	7	13	.538	5	5	1.000	—	—	4	2	3	0	—	—	—	19	—
1971	1	1	19	2	8	.250	1	2	.500	—	—	4	3	1	0	—	—	—	5	—
1972	1	1	24	4	13	.308	6	8	.750	—	—	10	3	4	0	—	—	—	14	—

**CUNNINGHAM, WILLIAM** Temple Birthdate: Mar. 25, 1974 #50 Drafted: Undrafted HT: 6-11 WT: 250

G	GS	MIN	FG	FGA	PCT	FT	FTA	PCT	OFF	DEF	TOT	A	PF	D	ST	TO	BS	PTS	AVG	
1997-98	1	0	1	0	---	0	0	---	0	2	2	0	0	0	0	0	0	0	0	0.0

**CURETON, EARL** Detroit Birthdate: Sept. 3, 1957 #25 Drafted: 1979, 3rd round (58th overall) by 76ers HT: 6-9 WT: 210

G	GS	MIN	FG	FGA	PCT	FT	FTA	PCT	OFF	DEF	TOT	A	PF	D	ST	TO	BS	PTS	AVG	
1980-81	52	6	528	93	205	.454	33	64	.516	51	104	155	25	68	0	20	29	23	219	4.2
1981-82	66	8	956	149	306	.487	51	94	.543	90	180	270	32	142	0	31	44	27	349	5.3
1982-83	73	3	987	108	258	.419	33	67	.493	84	185	269	43	144	1	37	76	24	249	3.4
<b>TOTALS</b>	<b>191</b>	<b>17</b>	<b>2471</b>	<b>350</b>	<b>769</b>	<b>.455</b>	<b>117</b>	<b>225</b>	<b>.520</b>	<b>225</b>	<b>469</b>	<b>694</b>	<b>100</b>	<b>354</b>	<b>1</b>	<b>88</b>	<b>149</b>	<b>74</b>	<b>817</b>	<b>4.3</b>

3-PT. FG: 1980-81, 0-1 (.000); 1981-82, 0-2 (.000); TOTALS, 0-3 (.000)

**PLAYOFFS**

G	GS	MIN	FG	FGA	PCT	FT	FTA	PCT	OFF	DEF	TOT	A	PF	D	ST	TO	BS	PTS	AVG	
1980-81	9	—	36	6	18	.333	0	2	.000	1	8	9	2	3	0	1	—	2	12	1.3
1981-82	12	—	75	13	41	.317	6	9	.667	12	14	26	2	12	0	1	—	1	32	2.7
1982-83	5	—	25	1	4	.250	0	0	---	0	5	5	1	5	0	2	—	0	2	0.4
<b>TOTALS</b>	<b>26</b>	<b>—</b>	<b>136</b>	<b>20</b>	<b>63</b>	<b>.317</b>	<b>6</b>	<b>11</b>	<b>.545</b>	<b>13</b>	<b>27</b>	<b>40</b>	<b>5</b>	<b>20</b>	<b>0</b>	<b>4</b>	<b>—</b>	<b>3</b>	<b>46</b>	<b>1.8</b>

3-PT. FG: 1981-82, 0-1 (.000)

**CURRY, MICHAEL** Georgia Southern Birthdate: Aug. 12, 1968 #20 Drafted: Undrafted HT: 6-5 WT: 220

G	GS	MIN	FG	FGA	PCT	FT	FTA	PCT	OFF	DEF	TOT	A	PF	D	ST	TO	BS	PTS	AVG	
1993-94	10	0	43	3	14	.214	3	4	.750	0	1	1	1	6	0	1	3	0	9	0.9

3-PT. FG: 1993-94, 0-2 (.000)

**DALEMBERT, SAMUEL** Seton Hall Birthdate: May 10, 1981 #1 Drafted: 2001, 1st Round (26th overall) by 76ers HT: 6-11 WT: 250

G	GS	MIN	FG	FGA	PCT	FT	FTA	PCT	OFF	DEF	TOT	A	PF	D	ST	TO	BS	PTS	AVG	
2001-02	34	0	177	22	50	.440	7	18	.389	25	43	68	5	30	0	6	14	13	51	1.5
2002-03	INJURED LIST - LEFT KNEE SURGERY																			
2003-04	82	53	2197	270	499	.541	112	174	.644	194	432	626	21	273	4	44	86	189	652	8.0
2004-05	72	60	1785	250	477	.524	89	148	.601	187	355	542	35	241	4	46	114	121	589	8.2
2005-06	66	52	1761	196	369	.531	93	132	.705	159	382	541	25	244	9	34	107	160	485	7.3
2006-07	82	82	2535	356	658	.541	167	224	.746	239	494	733	64	287	9	47	161	159	879	10.7
2007-08	82	82	2724	339	661	.513	186	263	.707	304	545	849	45	269	3	40	155	192	864	10.5
2008-09	82	82	2036	216	434	.498	91	124	.734	214	487	701	18	248	2	33	117	146	523	6.4
2009-10	82	80	2124	285	523	.545	97	133	.729	239	545	784	64	252	5	42	123	151	667	8.1
<b>TOTALS</b>	<b>582</b>	<b>491</b>	<b>15342</b>	<b>1934</b>	<b>3671</b>	<b>.527</b>	<b>842</b>	<b>1216</b>	<b>.692</b>	<b>1561</b>	<b>3283</b>	<b>4844</b>	<b>277</b>	<b>1844</b>	<b>36</b>	<b>292</b>	<b>877</b>	<b>1131</b>	<b>4710</b>	<b>8.1</b>

3-PT. FG: 2003-04, 0-1 (.000); 2004-05, 0-0 (---); 2005-06, 0-1 (.000); 2006-07, 0-2 (.000); 2007-08, 0-1 (.000); 2008-09, 0-2 (.000); TOTALS, 0-7 (.000)

**SAMUEL DALEMBERT PLAYOFFS**

G	GS	MIN	FG	FGA	PCT	FT	FTA	PCT	OFF	DEF	TOT	A	PF	D	ST	TO	BS	PTS	AVG	
2004-05	5	5	192	26	47	.553	6	15	.400	18	46	64	2	19	0	2	9	7	58	11.6
2007-08	6	6	193	19	45	.422	16	19	.842	20	37	57	3	17	0	2	10	10	54	9.0
2008-09	6	6	133	16	26	.615	3	4	.750	10	37	47	3	24	0	2	6	9	35	5.8
<b>TOTALS</b>	<b>17</b>	<b>17</b>	<b>518</b>	<b>61</b>	<b>118</b>	<b>.517</b>	<b>25</b>	<b>38</b>	<b>.658</b>	<b>48</b>	<b>120</b>	<b>168</b>	<b>8</b>	<b>60</b>	<b>0</b>	<b>6</b>	<b>25</b>	<b>26</b>	<b>147</b>	<b>8.6</b>

**DANIELS, ANTONIO** Bowling Green Birthdate: Mar. 19, 1975 #22 Drafted: 1997, 1st round (4th overall) by Vancouver HT: 6-4 WT: 205

G	GS	MIN	FG	FGA	PCT	FT	FTA	PCT	OFF	DEF	TOT	A	PF	D	ST	TO	BS	PTS	AVG
---	----	-----	----	-----	-----	----	-----	-----	-----	-----	-----	---	----	---	----	----	----	-----	-----

# GENERAL INFORMATION

2010-11 4 0 35 2 5 .400 2 2 1.000 0 5 5 2 0 0 0 1 0 6 1.5  
 3-PT. FG: 2010-11, 0-2 (.00)

**PLAYOFFS**

G	GS	MIN	FG	FGA	PCT	FT	FTA	PCT	OFF	DEF	TOT	A	PF	D	ST	TO	BS	PTS	AVG	
2011	5	0	38	3	7	.429	1	2	.500	2	8	10	0	5	0	0	1	3	7	1.4

**DANIELS, LLOYD**

Jackson H.S., Queens, NY  
 Birthdate: Sept. 4, 1967

#4  
 Drafted: Undrafted

HT: 6-7

WT: 205

G	GS	MIN	FG	FGA	PCT	FT	FTA	PCT	OFF	DEF	TOT	A	PF	D	ST	TO	BS	PTS	AVG	
1994-95	5	0	63	9	27	.333	2	2	1.000	2	5	7	4	8	0	2	8	0	23	4.6
3-PT. FG: 1994-95, 3-14 (.214)																				

**DAVIES, BRANDON**

Brigham Young  
 Birthdate: July 25, 1991

#20  
 Drafted: N/A

HT: 6-10

WT: 240

G	GS	MIN	FG	FGA	PCT	FT	FTA	PCT	OFF	DEF	TOT	A	PF	D	ST	TO	BS	PTS	AVG	
2013-14	51	0	575	54	128	.422	34	53	.642	38	71	109	28	92	1	24	35	8	144	2.8
2014-15	20	6	379	49	119	.412	21	33	.636	35	38	73	28	54	1	17	25	4	126	6.3
<b>TOTALS</b>	<b>71</b>	<b>6</b>	<b>954</b>	<b>103</b>	<b>247</b>	<b>.417</b>	<b>55</b>	<b>86</b>	<b>.640</b>	<b>73</b>	<b>109</b>	<b>182</b>	<b>56</b>	<b>146</b>	<b>2</b>	<b>41</b>	<b>60</b>	<b>12</b>	<b>270</b>	<b>3.8</b>
3-PT. FG: 2013-14, 2-10 (.200); 2014-15, 7-30 (.233); Totals, 9-40 (.225)																				

**DAVIS, JOSH**

Wyoming  
 Birthdate: Aug. 18, 1980

#23  
 Drafted: Undrafted

HT: 6-8

WT: 235

G	GS	MIN	FG	FGA	PCT	FT	FTA	PCT	OFF	DEF	TOT	A	PF	D	ST	TO	BS	PTS	AVG	
2004-05	42	5	328	42	111	.378	14	17	.824	29	50	79	12	45	0	8	15	4	117	2.8
3-PT. FG: 2004-05, 19-53 (.358)																				

**PLAYOFFS**

G	GS	MIN	FG	FGA	PCT	FT	FTA	PCT	OFF	DEF	TOT	A	PF	D	ST	TO	BS	PTS	AVG	
2004-05	2	0	4	0	1	.000	0	0	---	0	1	1	0	1	0	0	0	0	0	0.0
3-PT. FG: 2004-05, 0-1 (.000)																				

**DAVIS, MARK**

Texas Tech  
 Birthdate: Apr. 26, 1973

#7  
 Drafted: 1995, 2nd round (48th overall) by Minnesota

HT: 6-7

WT: 210

G	GS	MIN	FG	FGA	PCT	FT	FTA	PCT	OFF	DEF	TOT	A	PF	D	ST	TO	BS	PTS	AVG	
1996-97	75	17	1705	251	555	.469	113	168	.673	138	185	323	135	230	7	85	118	31	639	8.5
1997-98	71	12	906	109	244	.447	64	101	.634	64	94	158	73	95	1	49	91	18	282	4.0
<b>TOTALS</b>	<b>146</b>	<b>29</b>	<b>2611</b>	<b>360</b>	<b>799</b>	<b>.462</b>	<b>177</b>	<b>269</b>	<b>.658</b>	<b>202</b>	<b>279</b>	<b>481</b>	<b>208</b>	<b>325</b>	<b>8</b>	<b>134</b>	<b>209</b>	<b>49</b>	<b>921</b>	<b>6.3</b>
3-PT. FG: 1996-97, 24-93 (.258); 1997-98, 0-6 (.000); TOTALS, 24-99 (.242)																				

**DAVIS, MONTI**

Tennessee State  
 Birthdate: July 26, 1958

#44  
 Drafted: 1980, 1st round (21st overall) by 76ers

HT: 6-7

WT: 205

G	GS	MIN	FG	FGA	PCT	FT	FTA	PCT	OFF	DEF	TOT	A	PF	D	ST	TO	BS	PTS	AVG	
1980-81	1	0	2	1	1	1.000	0	0	---	0	1	1	0	0	0	0	0	2	2	2.0

**DAWKINS, DARRYL**

Evans H.S., Orlando, FL  
 Birthdate: Jan. 11, 1957

#53  
 Drafted: 1975, 1st round (5th overall) by 76ers

HT: 6-11

WT: 252

G	GS	MIN	FG	FGA	PCT	FT	FTA	PCT	OFF	DEF	TOT	A	PF	D	ST	TO	BS	PTS	AVG	
1975-76	37	1	165	41	82	.500	8	24	.333	15	34	49	3	40	1	2	—	9	90	2.4
1976-77	59	0	684	135	215	.628	40	79	.506	59	171	230	24	129	1	12	—	49	310	5.3
1977-78	70	11	1722	332	577	.575	156	220	.709	117	438	555	85	268	5	34	123	125	820	11.7
1978-79	78	12	2035	430	831	.517	158	235	.672	123	508	631	128	295	5	32	197	143	1018	13.1
1979-80	80	80	2541	494	946	.522	190	291	.653	197	496	693	149	328	8	49	230	142	1178	14.7
1980-81	76	76	2088	423	697	.607	219	304	.720	106	439	545	109	316	9	38	220	112	1065	14.0
1981-82	48	36	1124	207	375	.564	114	164	.695	68	237	305	55	193	5	19	96	55	528	11.0
<b>TOTALS</b>	<b>448</b>	<b>216</b>	<b>10359</b>	<b>2062</b>	<b>3715</b>	<b>.555</b>	<b>885</b>	<b>1317</b>	<b>.672</b>	<b>685</b>	<b>2323</b>	<b>3008</b>	<b>553</b>	<b>1569</b>	<b>34</b>	<b>186</b>	<b>866</b>	<b>635</b>	<b>5009</b>	<b>11.2</b>

**PLAYOFFS**

G	GS	MIN	FG	FGA	PCT	FT	FTA	PCT	OFF	DEF	TOT	A	PF	D	ST	TO	BS	PTS	AVG	
1976-77	18	—	331	50	95	.526	31	47	.660	9	89	98	17	46	1	8	—	18	131	7.3
1977-78	10	—	180	27	53	.509	9	17	.529	6	51	57	10	34	1	3	14	15	63	6.3
1978-79	9	—	255	56	106	.528	32	47	.681	21	61	82	12	42	1	2	17	16	144	16.0
1979-80	18	—	607	126	238	.529	60	93	.645	44	93	137	33	75	2	13	46	42	312	17.3
1980-81	16	16	421	86	158	.562	49	68	.721	28	70	98	14	71	2	3	36	16	221	13.8
1981-82	21	9	460	99	178	.556	33	50	.660	23	75	98	11	94	4	7	38	35	231	11.0
<b>TOTALS</b>	<b>92</b>	<b>25</b>	<b>2254</b>	<b>444</b>	<b>823</b>	<b>.539</b>	<b>214</b>	<b>322</b>	<b>.665</b>	<b>131</b>	<b>439</b>	<b>570</b>	<b>97</b>	<b>362</b>	<b>11</b>	<b>36</b>	<b>151</b>	<b>142</b>	<b>1102</b>	<b>12.0</b>

**DAWKINS, JOHNNY**

Duke  
 Birthdate: Sept. 28, 1963

#12  
 Drafted: 1986, 1st round (10th overall) by San Antonio

HT: 6-2

WT: 170

G	GS	MIN	FG	FGA	PCT	FT	FTA	PCT	OFF	DEF	TOT	A	PF	D	ST	TO	BS	PTS	AVG	
1989-90	81	81	2865	465	950	.489	210	244	.861	48	199	247	601	159	1	121	214	9	1162	14.3
1990-91	4	4	124	26	41	.634	10	11	.909	0	16	16	28	4	0	3	8	0	63	15.8
1991-92	82	82	2815	394	902	.437	164	186	.882	42	185	227	567	158	0	89	183	5	988	12.0
1992-93	74	10	1598	258	590	.437	113	142	.796	33	103	136	339	91	0	80	121	4	655	8.9
1993-94	72	12	1343	177	423	.418	84	100	.840	28	95	123	263	74	0	63	111	5	475	6.6



TOTALS 313 189 8745 1320 2906 .454 581 683 .851 151 598 749 1798 486 1 356 637 23 3343 10.7  
 3-PT. FG: 1989-90, 22-66 (.333); 1990-91, 1-4 (.250); 1991-92, 36-101 (.356); 1992-93, 26-84 (.309); 1993-94, 37-105 (.352); TOTALS, 122-360 (.339)

**PLAYOFFS**

	G	GS	MIN	FG	FGA	PCT	FT	FTA	PCT	OFF	DEF	TOT	A	PF	D	ST	TO	BS	PTS	AVG
1989-90	10	10	386	53	115	.461	36	43	.837	5	17	22	93	22	0	17	29	2	142	14.2
3-PT. FG:	1989-90, 0-7 (.000)																			

**DEDMON, DEWAYNE**

USC Birthdate: Aug. 12, 1989 #30 Drafted: N/A HT: 7-0 WT: 255

	G	GS	MIN	FG	FGA	PCT	FT	FTA	PCT	OFF	DEF	TOT	A	PF	D	ST	TO	BS	PTS	AVG
2013-14	11	0	150	15	29	.517	7	13	.538	11	38	49	3	28	1	0	9	9	37	3.4

**DEMPSEY, GEORGE**

Kings College (Del.) Birthdate: July 19, 1929 Drafted: N/A HT: 6-3 WT: 190

	G	GS	MIN	FG	FGA	PCT	FT	FTA	PCT	OFF	DEF	TOT	A	PF	D	ST	TO	BS	PTS	AVG
1958-59*	57	—	694	92	215	.428	81	106	.764	—	—	160	68	95	0	0	—	—	265	4.6

**PLAYOFFS**

	G	GS	MIN	FG	FGA	PCT	FT	FTA	PCT	OFF	DEF	TOT	A	PF	D	ST	TO	BS	PTS	AVG
1958-59	5	—	30	3	8	.375	3	4	.750	—	—	6	4	8	0	0	—	—	9	1.8

**DIERKING, CONNIE**

Cincinnati Birthdate: Oct. 2, 1936 #26 Drafted: 1958, 1st round (6th overall) by Syracuse HT: 6-10 WT: 230

	G	GS	MIN	FG	FGA	PCT	FT	FTA	PCT	OFF	DEF	TOT	A	PF	D	ST	TO	BS	PTS	AVG
1958-59	64	—	726	105	260	.404	83	140	.593	—	—	233	34	148	2	—	—	—	293	4.6
1959-60	71	—	1119	192	526	.365	108	188	.574	—	—	456	54	168	4	—	—	—	492	6.9
1963-64	76	—	1286	191	514	.372	114	169	.675	—	—	422	50	221	3	—	—	—	496	6.5
1964-65	38	—	729	121	311	.389	54	83	.651	—	—	239	42	101	3	—	—	—	296	7.8
1970-71	53	—	714	122	306	.399	61	89	.685	—	—	227	59	109	1	—	—	—	305	5.8
TOTALS	302	—	4574	731	1917	.381	420	669	.628	—	—	1577	239	747	13	—	—	—	1882	6.2

**PLAYOFFS**

	G	GS	MIN	FG	FGA	PCT	FT	FTA	PCT	OFF	DEF	R	A	PF	D	ST	TO	BS	PTS	AVG
1958-59	4	—	34	2	12	.167	7	9	.778	—	—	17	2	6	0	—	—	—	11	2.8
1959-60	3	—	32	6	20	.300	0	1	.000	—	—	15	1	5	0	—	—	—	12	4.0
1963-64	5	—	71	14	33	.424	5	9	.556	—	—	30	5	10	0	—	—	—	33	6.6
TOTALS	12	—	137	22	65	.338	12	19	.632	—	—	62	8	21	0	—	—	—	56	4.7

**DREW II, LARRY**

UCLA Birthdate: Mar. 5, 1990 #7 Drafted: Undrafted HT: 6-2 WT: 180

	G	GS	MIN	FG	FGA	PCT	FT	FTA	PCT	OFF	DEF	TOT	A	PF	D	ST	TO	BS	PTS	AVG
2014-15	12	1	219	20	58	.345	2	3	.667	1	14	15	45	13	0	6	25	0	46	3.8
3-PT. FG:	2014-15, 4-26 (.154)																			

**DUMAS, RICHARD**

Oklahoma State Birthdate: May 19, 1969 #7 Drafted: 1991, 2nd round (46th overall) by Phoenix HT: 6-7 WT: 210

	G	GS	MIN	FG	FGA	PCT	FT	FTA	PCT	OFF	DEF	TOT	A	PF	D	ST	TO	BS	PTS	AVG
1995-96	39	14	739	95	203	.468	49	70	.700	42	57	99	44	79	1	42	49	6	241	6.2
3-PT. FG:	1995-96, 2-9 (.244)																			

**DUNLEAVY, MIKE**

South Carolina Birthdate: Mar. 21, 1954 #10 Drafted: 1976, 6th round (99th overall) by 76ers HT: 6-2 1/2 WT: 180

	G	GS	MIN	FG	FGA	PCT	FT	FTA	PCT	OFF	DEF	TOT	A	PF	D	ST	TO	BS	PTS	AVG
1976-77	32	0	359	60	145	.414	34	45	.756	10	24	34	56	64	1	13	—	2	154	4.8
1977-78	4	0	17	3	7	.429	2	2	1.000	0	1	1	6	0	0	1	3	0	8	2.0
TOTALS	36	0	376	63	152	.414	36	47	.766	10	25	35	62	64	1	14	3	2	162	4.5

**PLAYOFFS**

	G	GS	MIN	FG	FGA	PCT	FT	FTA	PCT	OFF	DEF	TOT	A	PF	D	ST	TO	BS	PTS	AVG
1976-77	11	—	68	9	25	.360	4	5	.800	1	3	4	9	14	0	3	—	0	22	2.0

**DURRETT, KEN**

La Salle Birthdate: Dec 8, 1948 #33 Drafted: 1971, 1st round (4th overall) by Cincinnati HT: 6-7 1/2 WT: 190

	G	GS	MIN	FG	FGA	PCT	FT	FTA	PCT	OFF	DEF	TOT	A	PF	D	ST	TO	BS	PTS	AVG
1974-75	27	0	270	35	88	.398	20	32	.625	21	41	62	10	42	0	4	—	4	90	3.3

**EARLE, ED**

Loyola (Chicago) Birthdate: April 28, 1927 Drafted: N/A HT: 6-3 WT: 190

	G	GS	MIN	FG	FGA	PCT	FT	FTA	PCT	OFF	DEF	TOT	A	PF	D	ST	TO	BS	PTS	AVG
1953-54	2	—	12	1	2	.500	2	4	.500	—	—	2	0	0	0	—	—	—	4	2.0

**EDWARDS, BILL**

Wright State #40 HT: 6-8 WT: 215





1984-85	13	13	434	84	187	.449	54	63	.857	29	44	73	48	34	0	25	37	11	222	17.1
1985-86	12	12	433	81	180	.450	48	65	.738	26	44	70	50	32	0	11	39	16	212	17.7
1986-87	5	5	180	34	82	.415	21	25	.840	14	11	25	17	19	0	7	9	6	91	18.2
<b>TOTALS</b>	<b>141</b>	<b>85</b>	<b>5288</b>	<b>1187</b>	<b>2441</b>	<b>.486</b>	<b>707</b>	<b>908</b>	<b>.779</b>	<b>360</b>	<b>634</b>	<b>994</b>	<b>594</b>	<b>403</b>	<b>1</b>	<b>235</b>	<b>396</b>	<b>239</b>	<b>3088</b>	<b>21.9</b>

3-PT. FG: 1979-80, 2-9 (.222); 1980-81, 0-1 (.000); 1981-82, 1-6 (.167); 1982-83, 0-1 (.000); 1983-84, 0-1 (.000); 1984-85, 0-1 (.000); 1985-86, 2-11 (.182); TOTALS, 5-30 (.167)

**JULIUS ERVING ALL-STAR GAME**

	G	GS	MIN	FG	FGA	PCT	FT	FTA	PCT	OFF	DEF	TOT	A	PF	D	ST	TO	BS	PTS	AVG
1977	1	1	30	12	20	.600	6	6	1.000	5	7	12	3	2	0	4	—	1	30	—
1978	1	1	27	3	14	.214	10	12	.833	2	6	8	3	1	0	0	—	1	16	—
1979	1	1	39	10	22	.455	9	12	.750	6	2	8	5	4	0	2	—	0	29	—
1980	1	1	20	4	12	.333	3	4	.750	2	3	5	2	5	0	2	—	1	11	—
1981	1	1	29	6	15	.400	6	7	.857	3	0	3	2	2	0	2	2	1	18	—
1982	1	1	32	7	16	.438	2	4	.500	3	5	8	2	4	0	1	1	2	16	—
1983	1	1	28	11	19	.579	3	3	1.000	3	3	6	3	1	0	1	2	2	25	—
1984	1	1	36	14	22	.636	6	8	.750	4	4	8	5	4	0	2	1	2	34	—
1985	1	1	23	5	15	.333	2	2	1.000	2	2	4	3	3	0	1	1	0	12	—
1986	1	1	19	4	10	.400	0	2	.000	1	3	4	2	2	0	2	2	0	8	—
1987	1	1	33	9	13	.692	3	3	1.000	3	1	4	5	3	0	1	2	1	22	—
<b>TOTALS</b>	<b>11</b>	<b>11</b>	<b>316</b>	<b>85</b>	<b>178</b>	<b>.478</b>	<b>50</b>	<b>63</b>	<b>.794</b>	<b>34</b>	<b>36</b>	<b>70</b>	<b>35</b>	<b>31</b>	<b>0</b>	<b>18</b>	<b>11</b>	<b>11</b>	<b>221</b>	<b>20.1</b>

3-PT. FG: 1987, 1-1 (.1000)

**EVANS, REGGIE**

Iowa  
Birthdate: Nov. 18, 1980

#30  
Drafted: N/A

HT: 6-8

WT: 245

	G	GS	MIN	FG	FGA	PCT	FT	FTA	PCT	OFF	DEF	TOT	A	PF	D	ST	TO	BS	PTS	AVG
2007-08	81	61	1879	152	346	.439	120	257	.467	224	387	611	65	213	0	86	108	8	425	5.2
2008-09	79	7	1140	79	178	.444	104	175	.594	135	226	361	26	161	0	41	69	8	262	3.3
<b>TOTALS</b>	<b>160</b>	<b>68</b>	<b>3019</b>	<b>231</b>	<b>524</b>	<b>.441</b>	<b>224</b>	<b>432</b>	<b>.519</b>	<b>359</b>	<b>613</b>	<b>972</b>	<b>91</b>	<b>374</b>	<b>0</b>	<b>127</b>	<b>177</b>	<b>16</b>	<b>687</b>	<b>4.3</b>

3-PT. FG: 2007-08, 1-1 (.1000); 2008-09, 0-1 (.000); TOTALS, 1-2 (.500)

**PLAYOFFS**

	G	GS	MIN	FG	FGA	PCT	FT	FTA	PCT	OFF	DEF	TOT	A	PF	D	ST	TO	BS	PTS	AVG
2007-08	6	0	148	13	26	.500	15	24	.625	16	31	47	3	20	0	5	13	0	41	6.8
2008-09	6	0	36	2	9	.222	3	4	.750	2	8	10	0	4	0	3	2	0	7	1.4
<b>TOTALS</b>	<b>12</b>	<b>0</b>	<b>184</b>	<b>15</b>	<b>35</b>	<b>.429</b>	<b>18</b>	<b>28</b>	<b>.643</b>	<b>18</b>	<b>39</b>	<b>57</b>	<b>3</b>	<b>24</b>	<b>0</b>	<b>8</b>	<b>15</b>	<b>0</b>	<b>48</b>	<b>4.0</b>

**FARLEY, DICK**

Indiana  
Birthdate: April 13, 1932

#12  
Drafted: N/A

HT: 6-4

WT: 190

	G	GS	MIN	FG	FGA	PCT	FT	FTA	PCT	OFF	DEF	TOT	A	PF	D	ST	TO	BS	PTS	AVG
1954-55	69	—	1113	136	353	.385	136	201	.677	—	—	167	111	145	1	—	—	—	408	5.9
1955-56	72	—	1429	168	451	.373	143	207	.691	—	—	165	151	154	2	—	—	—	479	6.7
<b>TOTALS</b>	<b>141</b>	<b>—</b>	<b>2542</b>	<b>304</b>	<b>804</b>	<b>.378</b>	<b>279</b>	<b>408</b>	<b>.684</b>	<b>—</b>	<b>—</b>	<b>332</b>	<b>262</b>	<b>299</b>	<b>3</b>	<b>—</b>	<b>—</b>	<b>—</b>	<b>887</b>	<b>6.3</b>

**PLAYOFFS**

	G	GS	MIN	FG	FGA	PCT	FT	FTA	PCT	OFF	DEF	TOT	A	PF	D	ST	TO	BS	PTS	AVG
1954-55	11	—	168	19	56	.339	14	25	.560	—	—	13	20	29	0	—	—	—	52	4.7
1955-56	8	—	169	34	72	.472	19	31	.613	—	—	21	28	31	2	—	—	—	87	10.9
<b>TOTALS</b>	<b>19</b>	<b>—</b>	<b>337</b>	<b>53</b>	<b>128</b>	<b>.414</b>	<b>33</b>	<b>56</b>	<b>.589</b>	<b>—</b>	<b>—</b>	<b>34</b>	<b>48</b>	<b>60</b>	<b>2</b>	<b>—</b>	<b>—</b>	<b>—</b>	<b>139</b>	<b>7.3</b>

**FARMER, JIM**

Alabama  
Birthdate: Sept. 23, 1964

#22  
Drafted: 1987, 1st round (28th overall) by Dallas

HT: 6-4

WT: 190

	G	GS	MIN	FG	FGA	PCT	FT	FTA	PCT	OFF	DEF	TOT	A	PF	D	ST	TO	BS	PTS	AVG
1990-91	2	0	13	2	7	.286	2	2	1.000	2	3	5	0	0	0	0	1	0	6	3.0

3-PT. FG: 1990-91, 0-1 (.000)

**FILIPEK, RON**

Tennessee Tech  
Birthdate: Feb. 5, 1944

#20  
Drafted: 1967, 9th round (100th overall) by 76ers

HT: 6-5

WT: 210

	G	GS	MIN	FG	FGA	PCT	FT	FTA	PCT	OFF	DEF	TOT	A	PF	D	ST	TO	BS	PTS	AVG
1967-68	19	—	73	18	47	.383	7	14	.500	—	—	25	7	12	0	—	—	—	43	2.3

**FORD, ALFONSO** Mississippi Valley State  
Birthdate: Oct. 31, 1971

#8  
Drafted: 1993, 2nd round (32nd overall) by 76ers

HT: 6-2

WT: 190

	G	GS	MIN	FG	FGA	PCT	FT	FTA	PCT	OFF	DEF	TOT	A	PF	D	ST	TO	BS	PTS	AVG
1994-95	5	0	98	9	39	.231	1	2	.500	8	12	20	9	5	0	1	8	0	19	3.8

3-PT. FG: 1994-95, 0-9 (.000)

**FOSTER, FRED**

Miami (Ohio)  
Birthdate: Mar. 18, 1946

#25  
Drafted: 1968, 3rd round (28th overall) by Cincinnati

HT: 6-5 1/2

WT: 225

	G	GS	MIN	FG	FGA	PCT	FT	FTA	PCT	OFF	DEF	TOT	A	PF	D	ST	TO	BS	PTS	AVG
1970-71	66	6	888	145	360	.403	72	103	.699	—	—	147	61	113	3	—	—	—	362	5.5
1971-72	74	14	1699	347	837	.415	185	243	.761	—	—	276	90	184	3	—	—	—	879	11.9
<b>TOTALS</b>	<b>140</b>	<b>20</b>	<b>2587</b>	<b>492</b>	<b>1197</b>	<b>.411</b>	<b>257</b>	<b>346</b>	<b>.743</b>	<b>—</b>	<b>—</b>	<b>423</b>	<b>151</b>	<b>297</b>	<b>6</b>	<b>—</b>	<b>—</b>	<b>—</b>	<b>1241</b>	<b>8.9</b>

# GENERAL INFORMATION

## PLAYOFFS

	G	GS	MIN	FG	FGA	PCT	FT	FTA	PCT	OFF	DEF	TOT	A	PF	D	ST	TO	BS	PTS	AVG
1970-71	5	—	49	8	19	.421	2	2	1.000	—	—	12	5	6	0	—	—	—	18	3.6

## FRAZIER, TIM

Penn State  
Birthdate: Nov. 1, 1990

#20  
Drafted: Undrafted

HT: 6-1

WT: 170

	G	GS	MIN	FG	FGA	PCT	FT	FTA	PCT	OFF	DEF	TOT	A	PF	D	ST	TO	BS	PTS	AVG
2014-15	6	3	171	13	43	.302	5	15	.333	4	15	19	43	16	0	6	18	0	34	5.7

3-PT. FG: 2014-15, 3-11 (.273)

## FREE, LLOYD (WORLD)

Guilford  
Birthdate: Dec. 9, 1953

#21 and #12  
Drafted: 1975, 2nd round (23rd overall) by 76ers

HT: 6-3

WT: 185

	G	GS	MIN	FG	FGA	PCT	FT	FTA	PCT	OFF	DEF	TOT	A	PF	D	ST	TO	BS	PTS	AVG
1975-76	71	5	1121	239	533	.448	112	186	.602	64	61	125	104	107	0	37	—	6	590	8.3
1976-77	78	37	2253	467	1022	.457	334	464	.720	97	140	237	266	207	2	75	—	25	1268	16.3
1977-78	76	5	2050	390	857	.455	411	562	.731	92	120	212	306	199	0	68	200	41	1191	15.7
1986-87	20	2	285	39	123	.317	36	47	.766	5	14	19	30	26	0	5	18	4	116	5.8
<b>TOTALS</b>	<b>245</b>	<b>49</b>	<b>5709</b>	<b>1135</b>	<b>2535</b>	<b>.448</b>	<b>893</b>	<b>1259</b>	<b>.709</b>	<b>258</b>	<b>335</b>	<b>593</b>	<b>706</b>	<b>539</b>	<b>2</b>	<b>185</b>	<b>218</b>	<b>76</b>	<b>3165</b>	<b>12.9</b>

3-PT. FG: 1986-87, 2-9 (.222)

## WORLD B. FREE PLAYOFFS

	G	GS	MIN	FG	FGA	PCT	FT	FTA	PCT	OFF	DEF	TOT	A	PF	D	ST	TO	BS	PTS	AVG
1975-76	3	—	62	11	28	.393	10	13	.769	1	0	1	5	6	0	3	—	0	32	10.7
1976-77	5	—	281	63	170	.371	53	77	.688	10	22	32	29	33	0	12	—	8	179	11.9
1977-78	10	—	268	51	124	.411	59	81	.728	10	21	31	37	26	0	4	26	6	161	16.1
<b>TOTALS</b>	<b>28</b>	<b>—</b>	<b>611</b>	<b>125</b>	<b>322</b>	<b>.388</b>	<b>122</b>	<b>171</b>	<b>.713</b>	<b>21</b>	<b>43</b>	<b>64</b>	<b>71</b>	<b>65</b>	<b>0</b>	<b>19</b>	<b>26</b>	<b>14</b>	<b>372</b>	<b>13.3</b>

## FREEMAN, ROD

Vanderbilt  
Birthdate: Nov. 5, 1950

#28  
Drafted: 1973, 11th round (166th overall) by 76ers

HT: 6-7

WT: 225

	G	GS	MIN	FG	FGA	PCT	FT	FTA	PCT	OFF	DEF	TOT	A	PF	D	ST	TO	BS	PTS	AVG
1973-74	35	0	265	39	103	.379	28	41	.683	22	32	54	14	42	0	12	—	1	106	3.0

## FURLOW, TERRY

Michigan State  
Birthdate: Oct. 18, 1954

#25  
Drafted: 1976, 1st round (12th overall) by 76ers

HT: 6-5

WT: 200

	G	GS	MIN	FG	FGA	PCT	FT	FTA	PCT	OFF	DEF	TOT	A	PF	D	ST	TO	BS	PTS	AVG
1976-77	32	0	174	34	100	.340	16	18	.889	18	21	39	19	11	0	7	—	2	84	2.6

## PLAYOFFS

	G	GS	MIN	FG	FGA	PCT	FT	FTA	PCT	OFF	DEF	TOT	A	PF	D	ST	TO	BS	PTS	AVG
1976-77	5	—	16	6	11	.545	4	4	1.000	3	2	5	0	2	0	1	—	0	16	3.2

## GABOR, BILLY

Syracuse  
Birthdate: May 13, 1922

Drafted: 1948, by Rochester

HT: 5-11

WT: 180

	G	GS	MIN	FG	FGA	PCT	FT	FTA	PCT	OFF	DEF	TOT	A	PF	D	ST	TO	BS	PTS	AVG
1949-50	56	—	—	226	671	.337	157	228	.689	—	—	—	108	198	—	—	—	—	609	10.9
1950-51	61	—	—	255	745	.342	179	242	.740	—	—	150	125	213	7	—	—	—	689	11.3
1951-52	57	—	1085	173	538	.322	142	183	.776	—	—	93	86	188	5	—	—	—	488	8.6
1952-53	69	—	1337	215	614	.350	217	284	.764	—	—	104	134	262	11	—	—	—	647	9.4
1953-54	61	—	1211	204	551	.370	139	194	.716	—	—	96	162	183	4	—	—	—	547	9.0
1954-55	3	—	47	7	22	.318	3	5	.600	—	—	5	11	6	0	—	—	—	17	5.7
<b>TOTALS</b>	<b>307</b>	<b>—</b>	<b>3680</b>	<b>1080</b>	<b>3141</b>	<b>.344</b>	<b>837</b>	<b>1136</b>	<b>.737</b>	<b>—</b>	<b>—</b>	<b>448</b>	<b>626</b>	<b>1050</b>	<b>27</b>	<b>—</b>	<b>—</b>	<b>—</b>	<b>2997</b>	<b>9.8</b>

## PLAYOFFS

	G	GS	MIN	FG	FGA	PCT	FT	FTA	PCT	OFF	DEF	TOT	A	PF	D	ST	TO	BS	PTS	AVG
1949-50	10	—	—	25	97	.258	26	31	.839	—	—	—	25	27	—	—	—	—	76	7.6
1950-51	7	—	—	27	72	.375	9	14	.643	—	—	20	18	24	1	—	—	—	63	9.0
1951-52	7	—	80	11	33	.333	12	16	.750	—	—	6	10	16	0	—	—	—	34	4.9
1952-53	2	—	28	5	12	.417	8	13	.615	—	—	3	2	12	2	—	—	—	18	9.0
1953-54	10	—	196	24	83	.289	28	40	.700	—	—	28	19	36	1	—	—	—	76	7.6
<b>TOTALS</b>	<b>36</b>	<b>—</b>	<b>304</b>	<b>92</b>	<b>297</b>	<b>.310</b>	<b>83</b>	<b>114</b>	<b>.728</b>	<b>—</b>	<b>—</b>	<b>57</b>	<b>74</b>	<b>115</b>	<b>4</b>	<b>—</b>	<b>—</b>	<b>—</b>	<b>267</b>	<b>7.4</b>

## ALL-STAR GAME

	G	GS	MIN	FG	FGA	PCT	FT	FTA	PCT	OFF	DEF	TOT	A	PF	D	ST	TO	BS	PTS	AVG
1953	1	0	25	0	3	.000	0	1	.000	—	—	5	2	—	—	—	—	—	0	0.0

## GAI, DENG

Fairfield  
Birthdate: Mar. 22, 1982

#35  
Drafted: Undrafted

HT: 6-9

WT: 230

	G	GS	MIN	FG	FGA	PCT	FT	FTA	PCT	OFF	DEF	TOT	A	PF	D	ST	TO	BS	PTS	AVG
--	---	----	-----	----	-----	-----	----	-----	-----	-----	-----	-----	---	----	---	----	----	----	-----	-----



2005-06 2 0 5 0 0 — 0 0 — 0 0 0 0 0 0 0 0 0 0 0 0

**GAINES, COREY**

Loyola Marymount  
Birthdate: June 1, 1965

#8 and #5  
Drafted: 1988, 3rd round (65th overall) by Seattle

Table with 19 columns: G, GS, MIN, FG, FGA, PCT, FT, FTA, PCT, OFF, DEF, TOT, A, PF, D, ST, TO, BS, PTS, AVG. Rows include 1989-90, 1994-95, and TOTALS.

**GAMBEE, DAVE**

Oregon State  
Birthdate: Apr. 16, 1937

#20  
Drafted: 1958, 1st round (7th overall) by St. Louis

Table with 19 columns: G, GS, MIN, FG, FGA, PCT, FT, FTA, PCT, OFF, DEF, TOT, A, PF, D, ST, TO, BS, PTS, AVG. Rows include 1960-61 to 1966-67 and TOTALS.

**DAVE GAMBEE PLAYOFFS**

Table with 19 columns: G, GS, MIN, FG, FGA, PCT, FT, FTA, PCT, OFF, DEF, TOT, A, PF, D, ST, TO, BS, PTS, AVG. Rows include 1960-61 to 1966-67 and TOTALS.

**GEIGER, MATT**

Georgia Tech  
Birthdate: Sept. 10, 1969

#52  
Drafted: 1992, 2nd round (42nd overall) by Miami

Table with 19 columns: G, GS, MIN, FG, FGA, PCT, FT, FTA, PCT, OFF, DEF, TOT, A, PF, D, ST, TO, BS, PTS, AVG. Rows include 1998-99 to 2001-02 and TOTALS.

**PLAYOFFS**

Table with 19 columns: G, GS, MIN, FG, FGA, PCT, FT, FTA, PCT, OFF, DEF, TOT, A, PF, D, ST, TO, BS, PTS, AVG. Rows include 98-99 to 00-01 and TOTALS.

**GILLIAM, ARMEN**

Nevada Las Vegas  
Birthdate: May 28, 1964

#35  
Drafted: 1987, 1st round (2nd overall) by Phoenix

Table with 19 columns: G, GS, MIN, FG, FGA, PCT, FT, FTA, PCT, OFF, DEF, TOT, A, PF, D, ST, TO, BS, PTS, AVG. Rows include 1990-91 to 1992-93 and TOTALS.

**PLAYOFFS**

Table with 19 columns: G, GS, MIN, FG, FGA, PCT, FT, FTA, PCT, OFF, DEF, TOT, A, PF, D, ST, TO, BS, PTS, AVG. Rows include 1990-91.

**GIRICEK, GORDAN**

Croatia  
Birthdate: June 20, 1977

#11  
Drafted: 1999, 2nd round (40th overall) by Dallas

Table with 19 columns: G, GS, MIN, FG, FGA, PCT, FT, FTA, PCT, OFF, DEF, TOT, A, PF, D, ST, TO, BS, PTS, AVG. Rows include 2007-08.

**GMINSKI, MIKE**

Duke  
Birthdate: Aug. 3, 1959

#42  
Drafted: 1980, 1st round (7th overall) by New Jersey

Table with 19 columns: G, GS, MIN, FG, FGA, PCT, FT, FTA, PCT, OFF, DEF, TOT, A, PF, D, ST, TO, BS, PTS, AVG. Rows include 1987-88 and 1988-89.

# GENERAL INFORMATION

1989-90	81	81	2659	458	1002	.457	193	235	.821	196	491	687	128	136	0	43	98	102	1112	13.7
1990-91	30	29	791	109	284	.384	53	63	.841	71	130	201	33	41	0	16	31	34	272	9.1
<b>TOTALS</b>	<b>240</b>	<b>239</b>	<b>7956</b>	<b>1413</b>	<b>3104</b>	<b>.455</b>	<b>755</b>	<b>865</b>	<b>.873</b>	<b>643</b>	<b>1508</b>	<b>2151</b>	<b>383</b>	<b>417</b>	<b>0</b>	<b>141</b>	<b>352</b>	<b>327</b>	<b>3585</b>	<b>14.9</b>

3-PT. FG: 1989-90, 0-6 (.000); 1989-90, 3-17 (.176); 1990-91, 1-8 (.125); TOTALS, 4-31 (.129)

**PLAYOFFS**

G	GS	MIN	FG	FGA	PCT	FT	FTA	PCT	OFF	DEF	TOT	A	PF	D	ST	TO	BS	PTS	AVG	
1988-89	3	—	118	19	.48	396	11	16	.688	6	17	23	2	8	0	0	2	8	49	16.3
1989-90	10	—	342	57	.47	487	14	15	.933	8	46	54	11	27	0	8	17	23	128	12.8
<b>TOTALS</b>	<b>13</b>	<b>—</b>	<b>460</b>	<b>76</b>	<b>.165</b>	<b>.461</b>	<b>25</b>	<b>31</b>	<b>.806</b>	<b>14</b>	<b>63</b>	<b>77</b>	<b>13</b>	<b>35</b>	<b>0</b>	<b>8</b>	<b>19</b>	<b>31</b>	<b>177</b>	<b>13.6</b>

3-PT. FG: 1989-90, 0-5 (.000)

**GORDON, DREW**

New Mexico Birthdate: Aug. 7, 1990 #30 Drafted: Undrafted HT: 6-9 WT: 245

G	GS	MIN	FG	FGA	PCT	FT	FTA	PCT	OFF	DEF	TOT	A	PF	D	ST	TO	BS	PTS	AVG	
2014-15	9	0	71	8	.19	.421	1	2	.500	7	11	18	2	7	0	1	8	0	17	1.9

3-PT. FG: 2014-15, 0-3 (.000)

**GOVEDARICA, BATO**

DePaul Birthdate: April 17, 1928 Drafted: 1951, by Syracuse HT: 5-11 WT: 185

G	GS	MIN	FG	FGA	PCT	FT	FTA	PCT	OFF	DEF	TOT	A	PF	D	ST	TO	BS	PTS	AVG	
1953-54	23	—	258	25	.79	.316	25	37	.676	—	—	18	24	44	1	—	—	—	75	3.3

**GRABOSKI, JOE**

None Birthdate: Jan. 15, 1930 Drafted: N/A HT: 6-8 WT: 230

G	GS	MIN	FG	FGA	PCT	FT	FTA	PCT	OFF	DEF	TOT	A	PF	D	ST	TO	BS	PTS	AVG	
1961-62*	38	—	468	77	.221	.348	39	65	.600	—	—	154	28	62	0	—	—	—	193	5.1

**PLAYOFFS**

G	GS	MIN	FG	FGA	PCT	FT	FTA	PCT	OFF	DEF	TOT	A	PF	D	ST	TO	BS	PTS	AVG	
1961-62	4	—	24	1	.7	.143	1	1	1.000	—	—	4	0	3	0	—	—	—	3	0.8

**GRAHAM, GREG**

Indiana Birthdate: Nov. 26, 1970 #20 Drafted: 1993, 1st round (17th overall) by Charlotte HT: 6-4 WT: 174

G	GS	MIN	FG	FGA	PCT	FT	FTA	PCT	OFF	DEF	TOT	A	PF	D	ST	TO	BS	PTS	AVG	
1993-94	70	6	889	122	.305	.400	92	110	.836	21	65	86	66	54	0	61	65	4	338	4.8
1994-95	50	7	775	95	.223	.426	55	73	.753	19	43	62	66	76	0	29	48	6	251	5.0
1995-96	8	3	128	17	.32	.531	15	17	.882	5	10	15	11	16	0	5	17	0	56	7.0
<b>TOTALS</b>	<b>128</b>	<b>16</b>	<b>1792</b>	<b>234</b>	<b>.560</b>	<b>.418</b>	<b>162</b>	<b>200</b>	<b>.810</b>	<b>45</b>	<b>118</b>	<b>163</b>	<b>143</b>	<b>146</b>	<b>0</b>	<b>95</b>	<b>130</b>	<b>10</b>	<b>645</b>	<b>5.0</b>

3-PT. FG: 1993-94, 2-25 (.080); 1994-95, 6-28 (.214); 1995-96, 7-14 (.500); TOTALS, 15-67 (.224)

**GRANT, JERAMI**

Syracuse Birthdate: Mar. 12, 1994 #39 Drafted: 2014, 2nd round (39th overall) by Philadelphia HT: 6-8 WT: 210

G	GS	MIN	FG	FGA	PCT	FT	FTA	PCT	OFF	DEF	TOT	A	PF	D	ST	TO	BS	PTS	AVG	
2014-15	65	11	1377	124	.352	.352	114	193	.591	49	149	198	79	144	2	40	85	68	411	6.3
2015-16	77	52	2066	251	.599	.419	212	322	.658	99	262	361	135	215	1	54	110	127	749	9.7
2016-17	2	0	41	6	.17	.353	4	8	.500	0	6	6	0	5	0	0	3	4	16	8.0
<b>TOTALS</b>	<b>144</b>	<b>63</b>	<b>3484</b>	<b>381</b>	<b>.968</b>	<b>.394</b>	<b>330</b>	<b>523</b>	<b>.631</b>	<b>148</b>	<b>417</b>	<b>565</b>	<b>214</b>	<b>364</b>	<b>3</b>	<b>94</b>	<b>198</b>	<b>199</b>	<b>1176</b>	<b>8.2</b>

3-PT. FG: 2014-15, 49-156 (.314); 2015-16, 35-146 (.240); 2016-17, 0-2; TOTALS, 84-304 (.276)

**GRANT, GREG**

Trenton State Birthdate: Aug. 29, 1966 #3 Drafted: 1989, 2nd round (52nd overall) by Phoenix HT: 5-7 WT: 140

G	GS	MIN	FG	FGA	PCT	FT	FTA	PCT	OFF	DEF	TOT	A	PF	D	ST	TO	BS	PTS	AVG	
1991-92	55	0	834	99	.217	.456	19	22	.864	13	52	65	199	73	0	37	41	2	224	4.1
1992-93	72	0	996	77	.220	.350	20	31	.645	24	43	67	206	73	0	43	54	1	194	2.7
1995-96	11	2	280	18	.48	.375	5	6	.833	3	18	21	60	28	0	12	15	2	45	4.1
<b>TOTALS</b>	<b>138</b>	<b>2</b>	<b>2110</b>	<b>194</b>	<b>.485</b>	<b>.400</b>	<b>44</b>	<b>59</b>	<b>.746</b>	<b>40</b>	<b>113</b>	<b>153</b>	<b>465</b>	<b>174</b>	<b>0</b>	<b>92</b>	<b>110</b>	<b>5</b>	<b>463</b>	<b>3.4</b>

3-PT. FG: 1991-92, 7-18 (.389); 1992-93, 20-68 (.294); 1995-96, 4-18 (.222); TOTALS, 31-104 (.298)

**GRANT, HARVEY**

Oklahoma Birthdate: July 4, 1965 #44 Drafted: 1988, 1st round (12th overall) by Washington HT: 6-7 WT: 225

G	GS	MIN	FG	FGA	PCT	FT	FTA	PCT	OFF	DEF	TOT	A	PF	D	ST	TO	BS	PTS	AVG	
1998-99	47	10	798	62	.168	.369	21	29	.724	36	74	110	23	73	1	20	21	16	146	3.1

3-PT. FG: 1998-99, 1-6 (.167)

**PLAYOFFS**

G	GS	MIN	FG	FGA	PCT	FT	FTA	PCT	OFF	DEF	TOT	A	PF	D	ST	TO	BS	PTS	AVG
1998-99	4	0	29	1	1.000	0	0	0	---	1	3	4	0	1	0	0	1	2	0.5

**GRAYER, JEFF**

Iowa State Birthdate: Dec. 17, 1965 #14 Drafted: 1988, 1st round (13th overall) by Milwaukee HT: 6-5 WT: 215

G	GS	MIN	FG	FGA	PCT	FT	FTA	PCT	OFF	DEF	TOT	A	PF	D	ST	TO	BS	PTS	AVG	
1994-95	47	25	1098	163	.381	.428	58	83	.699	58	91	149	74	80	1	27	56	4	389	8.3

3-PT. FG: 1994-95, 5-15 (.333)

**GREEN, JOHN**

Michigan State Birthdate: Dec. 8, 1933 #12 Drafted: 1959, 1st round (5th overall) by New York HT: 6-5 WT: 200





	G	GS	MIN	FG	FGA	PCT	FT	FTA	PCT	OFF	DEF	TOT	A	PF	D	ST	TO	BS	PTS	AVG
1967-68	35	—	367	69	150	.460	39	83	.470	—	—	122	21	51	0	—	—	—	177	5.1
1968-69	74	—	795	146	282	.518	57	125	.456	—	—	330	47	110	1	—	—	—	349	4.7
<b>TOTALS</b>	<b>109</b>	<b>—</b>	<b>1162</b>	<b>215</b>	<b>432</b>	<b>.498</b>	<b>96</b>	<b>208</b>	<b>.462</b>	<b>—</b>	<b>—</b>	<b>452</b>	<b>68</b>	<b>161</b>	<b>1</b>	<b>—</b>	<b>—</b>	<b>—</b>	<b>526</b>	<b>4.8</b>

**PLAYOFFS**

	G	GS	MIN	FG	FGA	PCT	FT	FTA	PCT	OFF	DEF	TOT	A	PF	D	ST	TO	BS	PTS	AVG
1967-68	12	—	219	38	65	.585	20	43	.465	—	—	66	8	19	0	—	—	—	96	8.0
1968-69	5	—	44	9	16	.563	5	9	.556	—	—	14	1	12	1	—	—	—	23	4.6
<b>TOTALS</b>	<b>17</b>	<b>—</b>	<b>263</b>	<b>47</b>	<b>81</b>	<b>.580</b>	<b>25</b>	<b>52</b>	<b>.481</b>	<b>—</b>	<b>—</b>	<b>80</b>	<b>9</b>	<b>31</b>	<b>1</b>	<b>—</b>	<b>—</b>	<b>—</b>	<b>119</b>	<b>7.0</b>

**GREEN, KENNY**

Wake Forest Birthdate: Oct. 11, 1964 #25 Drafted: 1985, 1st round (12th overall) by Washington HT: 6-7 WT: 215

	G	GS	MIN	FG	FGA	PCT	FT	FTA	PCT	OFF	DEF	TOT	A	PF	D	ST	TO	BS	PTS	AVG
1985-86	21	0	232	39	91	.429	14	23	.609	10	25	35	6	27	0	1	18	2	92	4.4
1986-87	19	0	172	25	70	.357	14	19	.737	6	22	28	7	8	0	4	15	2	64	3.4
<b>TOTALS</b>	<b>40</b>	<b>0</b>	<b>404</b>	<b>64</b>	<b>161</b>	<b>.398</b>	<b>28</b>	<b>42</b>	<b>.667</b>	<b>16</b>	<b>47</b>	<b>63</b>	<b>13</b>	<b>35</b>	<b>0</b>	<b>5</b>	<b>33</b>	<b>4</b>	<b>156</b>	<b>3.9</b>

**GREEN, LUTHER**

Long Island University Birthdate: Nov. 13, 1946 #25 Drafted: Undrafted HT: 6-7 WT: 190

	G	GS	MIN	FG	FGA	PCT	FT	FTA	PCT	OFF	DEF	TOT	A	PF	D	ST	TO	BS	PTS	AVG
1972-73	5	0	32	0	11	.000	3	9	.333	—	—	3	0	3	0	—	—	—	3	0.6

**GREEN, RICKEY**

Michigan Birthdate: Aug. 18, 1954 #14 Drafted: 1977, 1st round (16th overall) by Golden St. HT: 6-11.2 WT: 170

	G	GS	MIN	FG	FGA	PCT	FT	FTA	PCT	OFF	DEF	TOT	A	PF	D	ST	TO	BS	PTS	AVG
1990-91	79	75	2248	334	722	.463	117	141	.830	33	104	137	413	130	0	57	108	6	793	10.0
3-PT FG: 1990-91, 8-36 (.222)																				

**PLAYOFFS**

	G	GS	MIN	FG	FGA	PCT	FT	FTA	PCT	OFF	DEF	TOT	A	PF	D	ST	TO	BS	PTS	AVG
1990-91	8	8	199	24	55	.436	8	9	.889	1	8	9	22	9	0	7	13	0	59	7.4
3PT FG: 1990-91, 3-4 (.750)																				

**GREEN, SEAN**

Iona Birthdate: Feb. 2, 1970 #7 Drafted: 1991, 2nd round (41st overall) by Indiana HT: 6-5 WT: 210

	G	GS	MIN	FG	FGA	PCT	FT	FTA	PCT	OFF	DEF	TOT	A	PF	D	ST	TO	BS	PTS	AVG
1993-94	35	0	332	63	182	.346	13	18	.722	10	24	34	16	21	0	18	27	6	149	4.3
3 PT. FG: 1993-94, 10-41 (.244)																				

**GREEN, WILLIE**

Detroit-Mercy Birthdate: July 28, 1981 #33 Drafted: 2003, 2nd round (41st overall) by Seattle HT: 6-4 WT: 200

	G	GS	MIN	FG	FGA	PCT	FT	FTA	PCT	OFF	DEF	TOT	A	PF	D	ST	TO	BS	PTS	AVG
2003-04	53	0	767	143	357	.401	59	81	.728	16	49	65	53	83	0	26	59	5	364	6.9
2004-05	57	21	1066	155	423	.366	97	125	.776	22	111	133	100	121	0	34	75	6	437	7.7
2005-06	10	2	153	28	66	.424	4	5	.800	1	14	15	5	13	0	2	12	0	70	7.0
2006-07	74	36	1842	357	868	.411	74	111	.667	42	116	158	112	144	1	56	106	4	839	11.3
2007-08	74	74	1970	379	870	.436	112	148	.757	32	150	182	151	119	0	54	109	22	921	12.4
2008-09	81	60	1828	286	658	.435	62	85	.729	29	97	126	158	154	0	53	64	13	685	8.5
2009-10	73	18	1553	248	543	.457	95	114	.833	20	109	129	152	135	0	32	67	11	638	8.7
<b>TOTALS</b>	<b>422</b>	<b>211</b>	<b>9180</b>	<b>1596</b>	<b>3785</b>	<b>.422</b>	<b>503</b>	<b>669</b>	<b>.752</b>	<b>162</b>	<b>646</b>	<b>808</b>	<b>731</b>	<b>769</b>	<b>1</b>	<b>257</b>	<b>492</b>	<b>61</b>	<b>3954</b>	<b>9.4</b>
3-PT FG: 2003-04, 19-61 (.311); 2004-05, 30-105 (.286); 2005-06, 10-19 (.526); 2006-07, 51-157 (.325); 2007-08, 51-179 (.285); 2008-09, 51-161 (.317); 2009-10, 47-136 (.346); TOTALS, 259-818 (.317)																				

	G	GS	MIN	FG	FGA	PCT	FT	FTA	PCT	OFF	DEF	TOT	A	PF	D	ST	TO	BS	PTS	AVG
2004-05	5	0	63	8	18	.444	9	10	.900	3	6	9	3	5	0	1	2	0	27	5.4
2007-08	6	6	142	22	51	.431	9	14	.643	2	6	8	12	19	1	5	9	4	54	9.0
2008-09	6	6	148	21	51	.412	1	3	.333	0	6	6	7	13	0	5	1	47	7.8	
<b>TOTALS</b>	<b>17</b>	<b>12</b>	<b>353</b>	<b>51</b>	<b>120</b>	<b>.425</b>	<b>19</b>	<b>27</b>	<b>.704</b>	<b>5</b>	<b>18</b>	<b>23</b>	<b>22</b>	<b>37</b>	<b>1</b>	<b>6</b>	<b>16</b>	<b>25</b>	<b>128</b>	<b>7.5</b>
3-PT FG: 2004-05, 2-9 (.222); 2007-08, 1-5 (.200); 2008-09, 4-11 (.364); TOTALS, 7-25 (.280)																				

**GREENSPAN, JERRY**

Maryland Birthdate: Nov. 22, 1941 #22 Drafted: 1963, 3rd round (24th overall) by Syracuse HT: 6-5 WT: 195

	G	GS	MIN	FG	FGA	PCT	FT	FTA	PCT	OFF	DEF	TOT	A	PF	D	ST	TO	BS	PTS	AVG
1963-64	20	—	280	32	90	.356	34	50	.680	—	—	72	11	54	0	—	—	—	98	4.9
1964-65	5	—	49	8	13	.615	8	8	1.000	—	—	11	0	12	0	—	—	—	24	4.8
<b>TOTALS</b>	<b>25</b>	<b>—</b>	<b>329</b>	<b>40</b>	<b>103</b>	<b>.388</b>	<b>42</b>	<b>58</b>	<b>.724</b>	<b>—</b>	<b>—</b>	<b>83</b>	<b>11</b>	<b>66</b>	<b>0</b>	<b>—</b>	<b>—</b>	<b>—</b>	<b>122</b>	<b>4.9</b>

**GREER, HAL**

Marshall Birthdate: June 26, 1936 #15 Drafted: 1958, 2nd round (14th overall) by Syracuse HT: 6-2 WT: 175

	G	GS	MIN	FG	FGA	PCT	FT	FTA	PCT	OFF	DEF	TOT	A	PF	D	ST	TO	BS	PTS	AVG
1958-59	68	—	1625	308	679	.454	137	176	.778	—	—	196	101	189	1	—	—	—	753	11.1
1959-60	70	—	1979	388	815	.476	148	189	.783	—	—	303	188	208	4	—	—	—	924	13.2
1960-61	79	—	2763	623	1381	.451	305	394	.774	—	—	455	302	242	0	—	—	—	1551	19.6
1961-62	71	—	2705	644	1442	.447	331	404	.819	—	—	524	313	252	2	—	—	—	1619	22.8
1962-63	80	—	2631	600	1293	.464	362	434	.834	—	—	457	275	286	4	—	—	—	1562	19.5

# GENERAL INFORMATION

1963-64	80	—	3157	715	1611	.444	.435	.525	.829	—	—	484	374	291	6	—	—	—	1865	23.3
1964-65	70	—	2600	539	1245	.433	.335	513	.811	—	—	355	313	254	7	—	—	—	1413	20.2
1965-66	80	—	3326	703	1580	.445	.413	514	.804	—	—	473	384	315	6	—	—	—	1819	22.7
1966-67	80	—	3086	699	1524	.459	.367	466	.788	—	—	422	303	302	5	—	—	—	1765	22.1
1967-68	82	—	3263	777	1626	.478	.422	549	.769	—	—	444	372	289	6	—	—	—	1976	24.1
1968-69	82	—	3311	732	1595	.459	.432	543	.796	—	—	435	414	294	8	—	—	—	1896	23.1
1969-70	80	—	3024	705	1551	.455	.352	432	.815	—	—	376	405	300	8	—	—	—	1762	22.0
1970-71	81	69	3060	591	1371	.431	.326	405	.805	—	—	364	369	289	4	—	—	—	1508	18.8
1971-72	81	53	2410	389	866	.449	.181	234	.774	—	—	271	316	268	10	—	—	—	959	11.6
1972-73	38	17	848	91	232	.392	.32	39	.821	—	—	106	111	76	1	—	—	—	214	5.6
<b>TOTALS</b>	<b>1122</b>	<b>139</b>	<b>39788</b>	<b>8504</b>	<b>18811</b>	<b>.452</b>	<b>.4578</b>	<b>5717</b>	<b>.801</b>	<b>—</b>	<b>—</b>	<b>5665</b>	<b>4540</b>	<b>3855</b>	<b>72</b>	<b>—</b>	<b>—</b>	<b>—</b>	<b>21586</b>	<b>19.2</b>

**PLAYOFFS**

	G	GS	MIN	FG	FGA	PCT	FT	FTA	PCT	OFF	DEF	TOT	A	PF	D	ST	TO	BS	PTS	AVG
1958-59	9	—	277	39	93	.419	26	32	.813	—	—	47	20	35	2	—	—	—	104	11.6
1959-60	3	—	84	22	43	.512	3	4	.750	—	—	14	10	5	0	—	—	—	47	15.7
1960-61	8	—	232	41	106	.387	33	40	.825	—	—	33	19	32	1	—	—	—	115	14.4
1961-62	1	—	5	0	0	—	0	0	—	—	—	0	0	1	0	—	—	—	0	0.0
1962-63	5	—	214	44	87	.506	29	35	.829	—	—	27	21	21	1	—	—	—	117	23.4
1963-64	5	—	211	37	95	.389	33	39	.846	—	—	28	30	19	1	—	—	—	107	21.4
1964-65	11	—	505	101	222	.455	69	87	.793	—	—	81	55	45	2	—	—	—	271	24.6
1965-66	5	—	226	32	91	.352	18	23	.783	—	—	36	21	21	0	—	—	—	82	16.4
1966-67	15	—	688	161	375	.429	94	118	.797	—	—	88	79	55	1	—	—	—	416	27.7
1967-68	13	—	553	120	278	.432	95	111	.856	—	—	79	55	49	1	—	—	—	335	25.8
1968-69	5	—	204	26	81	.321	28	36	.778	—	—	30	23	23	0	—	—	—	80	16.0
1969-70	5	—	178	33	74	.446	11	13	.846	—	—	17	27	16	0	—	—	—	77	15.4
1970-71	7	—	265	49	112	.438	27	36	.750	—	—	25	33	35	4	—	—	—	125	17.9
<b>TOTALS</b>	<b>92</b>	<b>—</b>	<b>3642</b>	<b>705</b>	<b>1657</b>	<b>.425</b>	<b>466</b>	<b>574</b>	<b>.812</b>	<b>—</b>	<b>—</b>	<b>505</b>	<b>393</b>	<b>357</b>	<b>13</b>	<b>—</b>	<b>—</b>	<b>—</b>	<b>1876</b>	<b>20.4</b>

**HAL GREER ALL-STAR GAME**

	G	GS	MIN	FG	FGA	PCT	FT	FTA	PCT	OFF	DEF	TOT	A	PF	D	ST	TO	BS	PTS	AVG
1961	1	0	18	7	11	.636	0	0	—	—	—	6	2	—	—	—	—	—	14	—
1962	1	0	24	3	14	.214	2	7	.286	—	—	10	9	—	—	—	—	—	8	—
1963	1	0	15	3	7	.429	0	0	.000	—	—	3	2	—	—	—	—	—	6	—
1964	1	1	20	5	10	.500	3	4	.750	—	—	3	4	1	0	—	—	—	13	—
1965	1	0	21	5	11	.455	3	4	.750	—	—	4	1	2	0	—	—	—	13	—
1966	1	0	23	4	13	.308	1	1	1.000	—	—	5	1	4	0	—	—	—	9	—
1967	1	1	31	5	16	.313	7	8	.875	—	—	4	1	5	0	—	—	—	17	—
1968	1	0	17	8	8	1.000	5	7	.714	—	—	3	3	2	0	—	—	—	21	—
1969	1	0	17	0	1	.000	4	5	.800	—	—	3	3	2	0	—	—	—	4	—
1970	1	0	21	7	11	.636	1	1	1.000	—	—	4	3	4	0	—	—	—	15	—
<b>TOTALS</b>	<b>10</b>	<b>2</b>	<b>207</b>	<b>47</b>	<b>102</b>	<b>.461</b>	<b>26</b>	<b>37</b>	<b>.703</b>	<b>—</b>	<b>—</b>	<b>45</b>	<b>28</b>	<b>20</b>	<b>0</b>	<b>—</b>	<b>—</b>	<b>—</b>	<b>120</b>	<b>12.0</b>

**GUOKAS, MATT**

St. Joseph's  
Birthdate: Feb. 25, 1944

#14  
Drafted: 1966, 1st round (9th overall) by 76ers

HT: 6-5/2

WT: 185

	G	GS	MIN	FG	FGA	PCT	FT	FTA	PCT	OFF	DEF	TOT	A	PF	D	ST	TO	BS	PTS	AVG
1966-67	69	—	808	79	203	.389	49	81	.605	—	—	83	105	82	0	—	—	—	207	3.0
1967-68	82	—	1612	190	393	.483	118	152	.776	—	—	185	191	172	0	—	—	—	498	6.1
1968-69	72	—	838	92	216	.426	54	81	.667	—	—	94	104	121	1	—	—	—	238	3.3
1969-70	80	—	1558	189	416	.454	106	149	.711	—	—	216	222	201	0	—	—	—	484	6.1
1970-71	1	—	5	0	0	—	0	0	—	—	—	1	0	0	0	—	—	—	0	0.0
<b>TOTALS</b>	<b>304</b>	<b>—</b>	<b>4821</b>	<b>550</b>	<b>1228</b>	<b>.448</b>	<b>327</b>	<b>463</b>	<b>.706</b>	<b>—</b>	<b>—</b>	<b>579</b>	<b>622</b>	<b>576</b>	<b>1</b>	<b>—</b>	<b>—</b>	<b>—</b>	<b>1427</b>	<b>4.7</b>

**PLAYOFFS**

	G	GS	MIN	FG	FGA	PCT	FT	FTA	PCT	OFF	DEF	TOT	A	PF	D	ST	TO	BS	PTS	AVG
1966-67	15	—	252	26	64	.406	13	17	.765	—	—	30	23	33	0	—	—	—	65	4.3
1967-68	13	—	327	30	79	.380	20	27	.741	—	—	43	30	39	0	—	—	—	80	6.2
1968-69	5	—	100	11	27	.407	4	5	.800	—	—	12	8	12	0	—	—	—	26	5.2
1970-71	2	—	23	6	8	.750	1	1	1.000	—	—	3	1	1	0	—	—	—	13	6.5
<b>TOTALS</b>	<b>35</b>	<b>—</b>	<b>702</b>	<b>73</b>	<b>178</b>	<b>.410</b>	<b>38</b>	<b>50</b>	<b>.760</b>	<b>—</b>	<b>—</b>	<b>88</b>	<b>62</b>	<b>85</b>	<b>0</b>	<b>—</b>	<b>—</b>	<b>—</b>	<b>184</b>	<b>5.3</b>

**HALBROOK, SWEDE**

Oregon State  
Birthdate: Jan. 30, 1933

Drafted: N/A

HT: 7-3

WT: 235

	G	GS	MIN	FG	FGA	PCT	FT	FTA	PCT	OFF	DEF	TOT	A	PF	D	ST	TO	BS	PTS	AVG
1960-61	79	—	1131	155	463	.335	76	140	.543	—	—	550	31	262	9	—	—	—	386	4.9
1961-62	64	—	908	152	422	.360	96	151	.636	—	—	399	33	179	7	—	—	—	400	6.3
<b>TOTALS</b>	<b>143</b>	<b>—</b>	<b>2039</b>	<b>307</b>	<b>885</b>	<b>.347</b>	<b>172</b>	<b>291</b>	<b>.591</b>	<b>—</b>	<b>—</b>	<b>949</b>	<b>64</b>	<b>441</b>	<b>16</b>	<b>—</b>	<b>—</b>	<b>—</b>	<b>786</b>	<b>5.5</b>

**PLAYOFFS**

	G	GS	MIN	FG	FGA	PCT	FT	FTA	PCT	OFF	DEF	TOT	A	PF	D	ST	TO	BS	PTS	AVG
1960-61	8	—	176	24	78	.308	15	22	.682	—	—	85	12	25	1	—	—	—	63	7.9

**HALIMON, SHALER**

Utah State  
Birthdate: Mar. 30, 1945

#26  
Drafted: 1968, 1st round (14th overall) by 76ers

HT: 6-6

WT: 200

	G	GS	MIN	FG	FGA	PCT	FT	FTA	PCT	OFF	DEF	TOT	A	PF	D	ST	TO	BS	PTS	AVG
1968-69	50	—	350	88	196	.449	10	32	.313	—	—	86	18	34	0	—	—	—	186	3.7

**PLAYOFFS**

	G	GS	MIN	FG	FGA	PCT	FT	FTA	PCT	OFF	DEF	TOT	A	PF	D	ST	TO	BS	PTS	AVG
1968-69	1	—	2	1	2	.500	0	0	—	—	—	0	0	0	0	—	—	—	2	2.0

**HALLIBURTON, JEFF**

Drake  
Birthdate: July 3, 1949

#42  
Drafted: 1971, 3rd round (39th overall) by Atlanta

HT: 6-5

WT: 195



	G	GS	MIN	FG	FGA	PCT	FT	FTA	PCT	OFF	DEF	TOT	A	PF	D	ST	TO	BS	PTS	AVG
1972-73	31	0	549	122	280	.436	50	66	.758	—	—	82	68	78	1	—	—	—	294	9.5

**HAMILTON, ZENDON**

St. John's (N.Y.)  
Birthdate: April 29, 1975

#42  
Drafted: Undrafted

HT: 6-11 WT: 240

	G	GS	MIN	FG	FGA	PCT	FT	FTA	PCT	OFF	DEF	TOT	A	PF	D	ST	TO	BS	PTS	AVG
2003-04	45	0	472	51	95	.537	67	96	.698	49	97	146	13	74	0	8	27	8	169	3.8
2005-06	1	0	3	0	1	.000	1	2	.500	0	0	0	0	1	0	1	0	0	1	1.0
<b>TOTALS</b>	<b>46</b>	<b>0</b>	<b>475</b>	<b>51</b>	<b>96</b>	<b>.531</b>	<b>68</b>	<b>98</b>	<b>.694</b>	<b>49</b>	<b>97</b>	<b>147</b>	<b>13</b>	<b>75</b>	<b>0</b>	<b>9</b>	<b>27</b>	<b>8</b>	<b>170</b>	<b>3.7</b>

**HANNUN, ALEX**

USC  
Birthdate: July 19, 1923

Drafted: 1948, by Indianapolis

HT: 6-7 WT: 225

	G	GS	MIN	FG	FGA	PCT	FT	FTA	PCT	OFF	DEF	TOT	A	PF	D	ST	TO	BS	PTS	AVG
1949-50	64	—	—	177	488	.363	128	186	.688	—	—	—	129	264	—	—	—	—	482	7.5
1950-51	63	—	—	182	494	.368	107	197	.543	—	—	301	119	271	16	—	—	—	471	7.5
<b>TOTALS</b>	<b>127</b>	<b>—</b>	<b>—</b>	<b>359</b>	<b>982</b>	<b>.366</b>	<b>235</b>	<b>383</b>	<b>.614</b>	<b>—</b>	<b>—</b>	<b>301</b>	<b>248</b>	<b>535</b>	<b>16</b>	<b>—</b>	<b>—</b>	<b>—</b>	<b>953</b>	<b>7.5</b>

**PLAYOFFS**

	G	GS	MIN	FG	FGA	PCT	FT	FTA	PCT	OFF	DEF	TOT	A	PF	D	ST	TO	BS	PTS	AVG
1949-50	11	—	—	38	86	.442	17	34	.500	—	—	—	10	50	—	—	—	—	93	8.5
1950-51	7	—	—	17	39	.436	8	10	.800	—	—	47	17	37	3	—	—	—	42	6.0
<b>TOTALS</b>	<b>18</b>	<b>—</b>	<b>—</b>	<b>55</b>	<b>125</b>	<b>.440</b>	<b>25</b>	<b>44</b>	<b>.568</b>	<b>—</b>	<b>—</b>	<b>47</b>	<b>27</b>	<b>87</b>	<b>3</b>	<b>—</b>	<b>—</b>	<b>—</b>	<b>135</b>	<b>7.5</b>

**HARMON, JEROME**

Louisville  
Birthdate: Feb. 6, 1969

#40  
Drafted: Undrafted

HT: 6-5 WT: 206

	G	GS	MIN	FG	FGA	PCT	FT	FTA	PCT	OFF	DEF	TOT	A	PF	D	ST	TO	BS	PTS	AVG
1994-95	10	0	158	21	53	.396	3	6	.500	9	14	23	12	12	0	9	7	0	46	4.6

3-PT. FG: 1994-95, 1-1 (1.000)

**HARPER, JUSTIN**

Richmond  
Birthdate: Aug. 30, 1989

#40  
Drafted: 2011, 2nd round (32nd overall) by Cleveland

HT: 6-10 WT: 225

	G	GS	MIN	FG	FGA	PCT	FT	FTA	PCT	OFF	DEF	TOT	A	PF	D	ST	TO	BS	PTS	AVG
2016-17	3	0	31	5	12	.417	0	0	0	2	3	5	2	2	0	0	4	0	12	4.0

3-PT. FG: 2016-17, 2-7 (.286)

**HARPRING, MATT**

Georgia Tech  
Birthdate: Feb. 6, 1969

#23  
Drafted: 1998, 1st round (15th overall) by Orlando

HT: 6-7 WT: 231

	G	GS	MIN	FG	FGA	PCT	FT	FTA	PCT	OFF	DEF	TOT	A	PF	D	ST	TO	BS	PTS	AVG
2001-02	81	81	2541	386	838	.461	165	222	.743	203	370	573	107	201	1	70	127	5	958	11.8

3-PT. FG: 2001-02, 21-69 (.304)

**PLAYOFFS**

	G	GS	MIN	FG	FGA	PCT	FT	FTA	PCT	OFF	DEF	TOT	A	PF	D	ST	TO	BS	PTS	AVG
2001-02	5	5	119	22	44	.500	7	9	.778	13	13	26	7	12	0	5	5	0	51	10.2

**HARRIS, LUCIOUS**

Long Beach State  
Birthdate: Dec. 18, 1970

#30  
Drafted: 1993, 2nd round (28th overall) by Dallas

HT: 6-5 WT: 205

	G	GS	MIN	FG	FGA	PCT	FT	FTA	PCT	OFF	DEF	TOT	A	PF	D	ST	TO	BS	PTS	AVG
1996-97	54	3	813	112	294	.381	33	47	.702	27	44	71	50	45	0	24	39	0	217	3.6

3-PT. FG: 1996-97, 36-99 (.364)

**HARRIS, TONY**

New Orleans  
Birthdate: May 13, 1967

#3  
Drafted: Undrafted

HT: 6-3 WT: 190

	G	GS	MIN	FG	FGA	PCT	FT	FTA	PCT	OFF	DEF	TOT	A	PF	D	ST	TO	BS	PTS	AVG
1990-91	6	0	41	4	16	.250	2	4	.500	0	1	1	0	5	0	1	3	0	10	1.7

3-PT. FG: 1990-91, 0-2 (.000)

**HARRISON, BOB**

Michigan  
Birthdate: Aug. 12, 1927

Drafted: 1949, by Minneapolis

HT: 6-1 WT: 190

	G	GS	MIN	FG	FGA	PCT	FT	FTA	PCT	OFF	DEF	TOT	A	PF	D	ST	TO	BS	PTS	AVG
1956-57*	66	—	1810	243	629	.386	93	130	.715	—	—	156	161	220	5	—	—	—	579	8.8
1957-58	72	—	1799	210	604	.348	97	122	.795	—	—	166	169	200	1	—	—	—	517	7.2
<b>TOTALS</b>	<b>138</b>	<b>—</b>	<b>3609</b>	<b>453</b>	<b>1233</b>	<b>.367</b>	<b>190</b>	<b>252</b>	<b>.754</b>	<b>—</b>	<b>—</b>	<b>322</b>	<b>330</b>	<b>420</b>	<b>6</b>	<b>—</b>	<b>—</b>	<b>—</b>	<b>1096</b>	<b>7.9</b>

**PLAYOFFS**

	G	GS	MIN	FG	FGA	PCT	FT	FTA	PCT	OFF	DEF	TOT	A	PF	D	ST	TO	BS	PTS	AVG
1956-57	5	—	133	12	45	.267	8	9	.889	—	—	13	15	21	1	—	—	—	32	6.4
1957-58	3	—	43	4	16	.250	2	3	.667	—	—	7	5	6	0	—	—	—	10	3.3
<b>TOTALS</b>	<b>8</b>	<b>—</b>	<b>176</b>	<b>16</b>	<b>61</b>	<b>.262</b>	<b>10</b>	<b>12</b>	<b>.833</b>	<b>—</b>	<b>—</b>	<b>20</b>	<b>20</b>	<b>27</b>	<b>1</b>	<b>—</b>	<b>—</b>	<b>—</b>	<b>42</b>	<b>5.3</b>

**HAWES, SPENCER**

WASHINGTON  
Birthdate: Apr. 28, 1988

#00  
Drafted: 2007, 1st round (10th overall) by Sacramento

HT: 7-1 WT: 245

	G	GS	MIN	FG	FGA	PCT	FT	FTA	PCT	OFF	DEF	TOT	A	PF	D	ST	TO	BS	PTS	AVG
2010-11	81	81	1718	264	568	.465	47	88	.534	129	336	465	121	201	2	29	97	71	584	7.2

# GENERAL INFORMATION

2011-12	37	29	920	156	319	489	40	55	.727	78	192	270	98	100	0	16	55	48	355	9.6
2012-13	82	40	2233	376	811	464	122	157	.777	173	417	590	183	233	1	24	131	113	905	11.0
2013-14	53	53	1666	264	586	451	79	101	.782	88	364	452	176	154	2	31	119	67	688	13.0
<b>TOTALS</b>	<b>253</b>	<b>203</b>	<b>6537</b>	<b>1060</b>	<b>2284</b>	<b>464</b>	<b>288</b>	<b>401</b>	<b>.718</b>	<b>468</b>	<b>1309</b>	<b>1777</b>	<b>578</b>	<b>688</b>	<b>5</b>	<b>100</b>	<b>402</b>	<b>299</b>	<b>2532</b>	<b>10.0</b>

3-PT. FG: 2010-11, 9-37 (.243); 2011-12, 3-12 (.250); 2012-13, 31-87 (.356); 2013-14, 81-203 (.399); TOTALS, 124-339 (.366)

## PLAYOFFS

	G	GS	MIN	FG	FGA	PCT	FT	FTA	PCT	OFF	DEF	TOT	A	PF	D	ST	TO	BS	PTS	AVG
2010-11	5	5	98	12	33	.364	2	4	.500	5	14	19	9	11	0	0	2	2	26	5.2
2011-12	13	12	332	50	108	.463	19	26	.731	18	68	86	21	32	0	4	22	11	121	9.3
<b>TOTALS</b>	<b>18</b>	<b>17</b>	<b>430</b>	<b>62</b>	<b>141</b>	<b>.440</b>	<b>21</b>	<b>30</b>	<b>.700</b>	<b>23</b>	<b>82</b>	<b>105</b>	<b>30</b>	<b>43</b>	<b>0</b>	<b>4</b>	<b>24</b>	<b>13</b>	<b>147</b>	<b>8.2</b>

3-PT. FG: 2010-11, 0-1 (.000); 2011-12, 2-5 (.400); TOTALS, 2-6 (.333)

## HAWKINS, HERSEY

Bradley  
Birthdate: Sept. 29, 1966

#33  
Drafted: 1988, 1st round (6th overall) by LA Clippers

	G	GS	MIN	FG	FGA	PCT	FT	FTA	PCT	OFF	DEF	TOT	A	PF	D	ST	TO	BS	PTS	AVG
1988-89	79	79	2577	442	971	.455	241	290	.831	51	174	225	239	184	0	120	158	37	1196	15.1
1989-90	82	82	2856	522	1136	.460	387	436	.888	85	219	304	261	217	2	130	185	28	1515	18.5
1990-91	80	80	3110	590	1251	.472	479	550	.871	48	262	310	299	182	0	178	213	39	1777	22.1
1991-92	81	81	3013	521	1127	.462	403	461	.874	53	218	271	248	174	0	157	189	43	1536	19.0
1992-93	81	81	2977	551	1172	.470	419	487	.860	91	255	346	317	189	0	137	180	30	1643	20.3
<b>TOTALS</b>	<b>403</b>	<b>403</b>	<b>14533</b>	<b>2626</b>	<b>5657</b>	<b>.464</b>	<b>1929</b>	<b>2224</b>	<b>.867</b>	<b>328</b>	<b>1128</b>	<b>1456</b>	<b>1364</b>	<b>946</b>	<b>2</b>	<b>722</b>	<b>925</b>	<b>177</b>	<b>7657</b>	<b>19.0</b>

3-PT. FG: 1988-89, 71-166 (.428); 1989-90, 84-200 (.420); 1990-91, 108-270 (.400); 1991-92, 91-229 (.397); 1992-93, 122-307 (.397); TOTALS, 416-1172 (.406)

## PLAYOFFS

	G	GS	MIN	FG	FGA	PCT	FT	FTA	PCT	OFF	DEF	TOT	A	PF	D	ST	TO	BS	PTS	AVG
1988-89	3	3	72	3	24	.125	2	2	1.000	1	4	5	4	6	0	3	3	1	8	2.7
1989-90	10	10	415	81	163	.497	59	63	.937	8	23	31	36	25	0	12	31	7	235	23.5
1990-91	8	8	329	47	101	.465	59	63	.937	8	38	46	27	29	1	20	16	10	167	20.9
<b>TOTALS</b>	<b>21</b>	<b>21</b>	<b>816</b>	<b>131</b>	<b>288</b>	<b>.455</b>	<b>120</b>	<b>128</b>	<b>.938</b>	<b>17</b>	<b>65</b>	<b>82</b>	<b>67</b>	<b>60</b>	<b>1</b>	<b>35</b>	<b>50</b>	<b>18</b>	<b>410</b>	<b>19.5</b>

3-PT. FG: 1988-89, 0-5 (.000); 1989-90, 14-36 (.389); 1990-91, 14-26 (.538); TOTALS, 28-67 (.418)

## HERSEY HAWKINS ALL-STAR GAME

	G	GS	MIN	FG	FGA	PCT	FT	FTA	PCT	OFF	DEF	TOT	A	PF	D	ST	TO	BS	PTS
1991	1	0	14	3	5	.600	0	0	---	0	0	0	1	1	0	0	1	0	6

3-PT. FG: 1991, 0-1 (.000)

## HAYES, STEVE

Idaho State  
Birthdate: Aug. 2, 1955

#31  
Drafted: 1977, 4th round (76th overall) by New York

	G	GS	MIN	FG	FGA	PCT	FT	FTA	PCT	OFF	DEF	TOT	A	PF	D	ST	TO	BS	PTS	AVG
1984-85	11	0	101	10	18	.556	2	4	.500	11	23	34	1	19	0	1	2	4	22	2.0

## HENDERSON, ALAN

Indiana  
Birthdate: Dec. 2, 1972

#44  
Drafted: 1995, 1st round, (16th overall) by Atlanta

	G	GS	MIN	FG	FGA	PCT	FT	FTA	PCT	OFF	DEF	TOT	A	PF	D	ST	TO	BS	PTS	AVG
2006-07	38	5	418	43	67	.642	33	47	.702	48	59	107	10	62	1	9	12	12	119	3.1

## HENDERSON, DAVID

Duke  
Birthdate: July 21, 1964

#3  
Drafted: 1986, 3rd round (58th overall) by Washington

	G	GS	MIN	FG	FGA	PCT	FT	FTA	PCT	OFF	DEF	TOT	A	PF	D	ST	TO	BS	PTS	AVG
1987-88	22	1	351	47	116	.405	32	47	.681	11	24	35	34	41	0	12	40	5	126	5.7

3-PT. FG: 1987-88, 0-1 (.000)

## HENDERSON, GERALD

Virginia Commonwealth  
Birthdate: Jan 16, 1956

#12  
Drafted: 1978, 3rd round (64th overall) by San Antonio

	G	GS	MIN	FG	FGA	PCT	FT	FTA	PCT	OFF	DEF	TOT	A	PF	D	ST	TO	BS	PTS	AVG
1987-88	69	3	1436	189	439	.431	136	168	.810	26	71	97	218	173	0	67	125	5	581	8.4
1988-89	65	0	986	144	348	.414	104	127	.819	17	51	68	140	121	1	42	73	3	425	6.5
<b>TOTALS</b>	<b>134</b>	<b>3</b>	<b>2422</b>	<b>333</b>	<b>787</b>	<b>.423</b>	<b>240</b>	<b>295</b>	<b>.814</b>	<b>43</b>	<b>122</b>	<b>165</b>	<b>358</b>	<b>294</b>	<b>1</b>	<b>109</b>	<b>198</b>	<b>8</b>	<b>1006</b>	<b>7.5</b>

3-PT. FG: 1987-88, 67-159 (.421); 1988-89, 33-107 (.308); TOTALS, 100-266 (.376)

## PLAYOFFS

	G	GS	MIN	FG	FGA	PCT	FT	FTA	PCT	OFF	DEF	TOT	A	PF	D	ST	TO	BS	PTS	AVG
1988-89	3	—	69	10	25	.400	2	6	.333	3	4	7	5	10	0	2	5	0	24	8.0

3-PT. FG: 1987-88, 2-7 (.286)

## HENDERSON, GERALD

Duke  
Birthdate: Dec. 9, 1987

#12  
Drafted: 2009, 1st round (12th overall) by Charlotte

	G	GS	MIN	FG	FGA	PCT	FT	FTA	PCT	OFF	DEF	TOT	A	PF	D	ST	TO	BS	PTS	AVG
2016-17	72	41	1667	234	553	.423	133	165	.806	34	151	185	112	129	0	40	62	15	662	9.2

3-PT. FG: 61-173 (.353)

## HENDRICKSON, MARK Washington State #14HT: 6-9WT: 220 Birthdate: June 23, 1974Drafted: 1996, 2nd round (31st overall) by 76ers

	G	GS	MIN	FG	FGA	PCT	FT	FTA	PCT	OFF	DEF	TOT	A	PF	D	ST	TO	BS	PTS	AVG
1996-97	29	1	301	32	77	.416	18	26	.692	35	57	92	3	32	1	10	14	4	85	2.9

3-PT. FG: 1996-97, 3-12 (.250)

**HENNESSY, LARRY**Villanova  
Birthdate: May 20, 1929

Drafted: Undrafted

HT: 6-3

WT: 185

	G	GS	MIN	FG	FGA	PCT	FT	FTA	PCT	OFF	DEF	TOT	A	PF	D	ST	TO	BS	PTS	AVG
1956-57	21	—	373	56	175	.320	23	32	.719	—	—	45	27	28	0	—	—	—	135	6.4

**HENRY, AL**Wisconsin  
Birthdate: Feb. 9, 1949

#26

Drafted: 1970, 1st round (12th overall) by 76ers

HT: 6-9

WT: 190

	G	GS	MIN	FG	FGA	PCT	FT	FTA	PCT	OFF	DEF	TOT	A	PF	D	ST	TO	BS	PTS	AVG
1970-71	6	—	26	1	6	.167	5	7	.714	—	—	11	0	1	0	—	—	—	7	1.2
1971-72	43	1	421	68	156	.436	51	73	.699	—	—	137	8	42	0	—	—	—	187	4.3
<b>TOTALS</b>	<b>49</b>	<b>1</b>	<b>447</b>	<b>69</b>	<b>162</b>	<b>.426</b>	<b>56</b>	<b>80</b>	<b>.700</b>	<b>—</b>	<b>—</b>	<b>148</b>	<b>8</b>	<b>43</b>	<b>0</b>	<b>—</b>	<b>—</b>	<b>—</b>	<b>194</b>	<b>4.0</b>

**HETZEL, FRED**Davidson  
Birthdate: July 21, 1942

#20

Drafted: 1965, 1st round (11th overall) by San Francisco

HT: 6-8

WT: 230

	G	GS	MIN	FG	FGA	PCT	FT	FTA	PCT	OFF	DEF	TOT	A	PF	D	ST	TO	BS	PTS	AVG
1969-70	63	—	757	156	323	.483	71	85	.835	—	—	207	44	110	3	—	—	—	383	6.1

**FRED HETZEL PLAYOFFS**

	G	GS	MIN	FG	FGA	PCT	FT	FTA	PCT	OFF	DEF	TOT	A	PF	D	ST	TO	BS	PTS	AVG
1969-70	5	—	75	13	25	.520	9	11	.818	—	—	18	3	10	0	—	—	—	95	7.0

**HEYMAN, ART**Duke  
Birthdate: June 24, 1941

#35

Drafted: 1963, 1st round (1st overall) by New York

HT: 6-5

WT: 205

	G	GS	MIN	FG	FGA	PCT	FT	FTA	PCT	OFF	DEF	TOT	A	PF	D	ST	TO	BS	PTS	AVG
1965-66	6	—	20	3	9	.333	4	5	.800	—	—	4	4	4	0	—	—	—	10	1.7

**HIGGINS, SEAN**Michigan  
Birthdate: Dec. 30, 1968

#9

Drafted: 1990, 2nd round (54th overall) by San Antonio

HT: 6-9

WT: 215

	G	GS	MIN	FG	FGA	PCT	FT	FTA	PCT	OFF	DEF	TOT	A	PF	D	ST	TO	BS	PTS	AVG	
1995-96	44	4	916	134	323	.415	35	37	.946	20	—	72	92	55	90	1	24	49	11	351	8.0

3-PT. FG: 1995-96, 48-129 (.372)

**HILL, TYRONE**Xavier  
Birthdate: Mar. 19, 1968

#40

Drafted: 1990, 1st round (11th overall) by Golden State

HT: 6-9

WT: 250

	G	GS	MIN	FG	FGA	PCT	FT	FTA	PCT	OFF	DEF	TOT	A	PF	D	ST	TO	BS	PTS	AVG
1998-99	21	6	587	72	150	.480	35	69	.507	64	89	153	18	77	2	16	35	8	179	8.5
1999-00	68	65	2155	318	656	.485	179	259	.691	220	405	625	52	243	3	64	124	27	815	12.0
2000-01	76	75	2363	278	587	.474	172	273	.630	239	448	687	48	242	2	37	127	27	728	9.6
2002-03	24	18	496	44	109	.404	21	35	.600	56	68	124	9	68	0	15	16	7	109	4.5
<b>TOTALS</b>	<b>189</b>	<b>164</b>	<b>5601</b>	<b>712</b>	<b>1502</b>	<b>.474</b>	<b>407</b>	<b>636</b>	<b>.640</b>	<b>579</b>	<b>1010</b>	<b>1589</b>	<b>127</b>	<b>630</b>	<b>7</b>	<b>132</b>	<b>302</b>	<b>69</b>	<b>1831</b>	<b>9.7</b>

3-PT. FG: 1998-99, 0-0 (.000); 1999-00, 0-1 (.000); 2000-01, 0-1 (.000); 2002-03, 0-0 (.000); TOTALS, 0-2 (.000)

**TYRONE HILL PLAYOFFS**

	G	GS	MIN	FG	FGA	PCT	FT	FTA	PCT	OFF	DEF	TOT	A	PF	D	ST	TO	BS	PTS	AVG
1998-99	8	1	196	19	39	.487	7	19	.368	19	40	59	0	33	1	3	6	2	45	5.6
1999-00	10	10	352	46	100	.460	31	44	.705	36	61	97	9	38	0	9	12	1	123	12.3
2000-01	23	23	742	65	159	.409	36	53	.679	54	114	168	10	80	0	13	26	12	166	7.2
2002-03	10	0	141	12	19	.632	4	4	1.000	12	16	28	2	29	0	1	6	1	28	2.8
<b>TOTALS</b>	<b>51</b>	<b>34</b>	<b>1431</b>	<b>142</b>	<b>317</b>	<b>.448</b>	<b>78</b>	<b>120</b>	<b>.650</b>	<b>121</b>	<b>231</b>	<b>352</b>	<b>21</b>	<b>180</b>	<b>1</b>	<b>26</b>	<b>50</b>	<b>16</b>	<b>362</b>	<b>7.1</b>

3-PT. FG: 1999-00, 0-1 (.000); 2000-01, 0-1 (.000); TOTALS, 0-2 (.000)

**HINSON, ROY**Rutgers  
Birthdate: May 2, 1961

#23

Drafted: 1983, 1st round (20th overall) by Cleveland

HT: 6-9

WT: 215

	G	GS	MIN	FG	FGA	PCT	FT	FTA	PCT	OFF	DEF	TOT	A	PF	D	ST	TO	BS	PTS	AVG
1986-87	76	58	2489	393	823	.478	273	360	.758	150	338	488	60	281	4	45	148	161	1059	13.9
1987-88	29	10	845	123	272	.452	89	124	.718	53	116	169	27	90	3	24	63	68	335	11.6
<b>TOTALS</b>	<b>105</b>	<b>68</b>	<b>3334</b>	<b>516</b>	<b>1095</b>	<b>.471</b>	<b>362</b>	<b>484</b>	<b>.748</b>	<b>203</b>	<b>454</b>	<b>657</b>	<b>87</b>	<b>371</b>	<b>7</b>	<b>69</b>	<b>211</b>	<b>229</b>	<b>1394</b>	<b>13.3</b>

3-PT. FG: 1986-87, 0-1 (.000); 1987-88, 0-1 (.000); TOTALS, 0-2 (.000)

**PLAYOFFS**

	G	GS	MIN	FG	FGA	PCT	FT	FTA	PCT	OFF	DEF	TOT	A	PF	D	ST	TO	BS	PTS	AVG
1986-87	5	0	159	31	52	.596	24	38	.632	6	17	23	3	18	0	4	2	10	86	17.2

**HOLIDAY, JRUE**UCLA  
Birthdate: June 12, 1990

#11

Drafted: 2009, 1st round (12th overall) by Philadelphia

HT: 6-4

WT: 205

	G	GS	MIN	FG	FGA	PCT	FT	FTA	PCT	OFF	DEF	TOT	A	PF	D	ST	TO	BS	PTS	AVG
2009-10	73	51	1767	230	520	.442	65	86	.756	56	135	191	280	153	0	79	156	18	587	8.0
2010-11	82	82	2901	446	999	.446	172	209	.823	68	264	332	531	203	3	120	218	29	1145	14.0
2011-12	65	65	2196	360	834	.432	94	120	.783	57	155	212	290	137	2	103	135	18	879	13.5
2012-13	78	78	2926	555	1288	.431	182	242	.752	89	240	329	625	170	2	123	292	32	1383	17.7
<b>TOTALS</b>	<b>298</b>	<b>276</b>	<b>9789</b>	<b>1591</b>	<b>3641</b>	<b>.437</b>	<b>513</b>	<b>657</b>	<b>.781</b>	<b>270</b>	<b>794</b>	<b>1064</b>	<b>1726</b>	<b>663</b>	<b>7</b>	<b>425</b>	<b>801</b>	<b>97</b>	<b>3994</b>	<b>13.4</b>

3-PT. FG: 2009-10, 62-159 (.390); 2010-11, 81-222, (.365); 2011-12, 65-171 (.380); 2012-13, 91-247 (.368); TOTALS, 299-799 (.374)

# GENERAL INFORMATION

PLAYOFFS	G	GS	MIN	FG	FGA	PCT	FT	FTA	PCT	OFF	DEF	TOT	A	PF	D	ST	TO	BS	PTS	AVG
2010-11	5	5	188	24	58	.414	112	15	.800	3	16	19	28	10	0	10	11	2	71	14.2
2011-12	13	13	494	74	179	.413	38	44	.864	17	44	61	67	24	0	20	26	8	206	15.8
<b>TOTALS</b>	<b>18</b>	<b>18</b>	<b>682</b>	<b>98</b>	<b>237</b>	<b>.414</b>	<b>50</b>	<b>59</b>	<b>.847</b>	<b>20</b>	<b>60</b>	<b>80</b>	<b>95</b>	<b>34</b>	<b>0</b>	<b>30</b>	<b>37</b>	<b>10</b>	<b>277</b>	<b>15.4</b>

3-PT. FG: 2010-11, 11-21 (.524); 2011-12, 20-49 (.408); 31-70 (.443)

<b>HOLIDAY, JUSTIN</b>																				
Washington Birthdate: April 5, 1989											#14 Drafted: Undrafted			HT: 6-6			WT: 185			
G	GS	MIN	FG	FGA	PCT	FT	FTA	PCT	OFF	DEF	TOT	A	PF	D	ST	TO	BS	PTS	AVG	
1965-66	9	0	142	16	48	.333	6	8	.750	0	14	14	15	7	0	3	9	6	42	4.7

3-PT. FG: 2012-13, 4-16 (.250)

<b>HOLLINS, LIONEL</b>																				
Arizona State Birthdate: Oct 19, 1953											#9 Drafted: 1975, 1st round (6th overall) by Portland			HT: 6-3			WT: 185			
G	GS	MIN	FG	FGA	PCT	FT	FTA	PCT	OFF	DEF	TOT	A	PF	D	ST	TO	BS	PTS	AVG	
1979-80	27	26	796	130	313	.415	67	87	.770	24	45	69	112	68	0	46	68	9	329	12.2
1980-81	82	13	2154	327	696	.470	125	171	.731	47	144	191	352	205	2	104	207	18	781	9.5
1981-82	81	81	2257	380	797	.477	132	188	.702	35	152	187	316	198	1	103	146	20	894	11.0
<b>TOTALS</b>	<b>190</b>	<b>120</b>	<b>5207</b>	<b>837</b>	<b>1806</b>	<b>.463</b>	<b>324</b>	<b>446</b>	<b>.726</b>	<b>106</b>	<b>341</b>	<b>447</b>	<b>780</b>	<b>471</b>	<b>3</b>	<b>253</b>	<b>421</b>	<b>47</b>	<b>2004</b>	<b>10.5</b>

3-PT. FG: 1979-80, 2-10 (.200); 1980-81, 2-15 (.133); 1981-82, 2-16 (.125); TOTALS, 6-41 (.146)

<b>HOLMES, RICHAUN</b>																				
Bowling Green Birthdate: Oct. 15, 1993											#22 Drafted: 2015, 2nd round (37th overall) by 76ers			HT: 6-10			WT: 245			
G	GS	MIN	FG	FGA	PCT	FT	FTA	PCT	OFF	DEF	TOT	A	PF	D	ST	TO	BS	PTS	AVG	
2015-16	51	1	702	114	222	.514	51	74	.689	62	73	135	33	92	0	19	32	40	287	5.6
2016-17	57	17	1193	230	412	.558	72	103	.699	94	217	311	58	136	0	42	55	55	559	9.8
<b>TOTALS</b>	<b>108</b>	<b>18</b>	<b>1895</b>	<b>344</b>	<b>634</b>	<b>.543</b>	<b>123</b>	<b>177</b>	<b>.695</b>	<b>156</b>	<b>290</b>	<b>446</b>	<b>91</b>	<b>228</b>	<b>0</b>	<b>61</b>	<b>87</b>	<b>95</b>	<b>846</b>	<b>7.8</b>

3-PT. FG: 2015-16, 8-44 (.182); 2016-17, 27-77 (.351); TOTAL: 35-121 (.289)

<b>HOLUP, JOE</b>																				
George Washington Birthdate: Feb. 26, 1934											Drafted: 1956, by Syracuse			HT: 6-6			WT: 215			
G	GS	MIN	FG	FGA	PCT	FT	FTA	PCT	OFF	DEF	TOT	A	PF	D	ST	TO	BS	PTS	AVG	
1956-57	71	—	1284	160	487	.329	204	253	.806	—	279	84	177	5	—	—	—	—	524	7.4
1957-58*	53	—	740	91	278	.327	71	94	.755	—	221	36	99	2	—	—	—	—	253	4.8
<b>TOTALS</b>	<b>124</b>	<b>—</b>	<b>2024</b>	<b>251</b>	<b>765</b>	<b>.328</b>	<b>275</b>	<b>347</b>	<b>.793</b>	<b>—</b>	<b>500</b>	<b>120</b>	<b>276</b>	<b>7</b>	<b>—</b>	<b>—</b>	<b>—</b>	<b>777</b>	<b>6.3</b>	

<b>PLAYOFFS</b>																				
G	GS	MIN	FG	FGA	PCT	FT	FTA	PCT	OFF	DEF	TOT	A	PF	D	ST	TO	BS	PTS	AVG	
1956-57	5	—	88	6	28	.214	8	12	.667	—	—	20	1	3	0	—	—	—	20	4.0

<b>HONEYCUTT, JERALD</b>																				
Tulane Birthdate: Oct. 20, 1974											#25 Drafted: 1997, 2nd round (39th overall) by Milwaukee			HT: 6-9			WT: 254			
G	GS	MIN	FG	FGA	PCT	FT	FTA	PCT	OFF	DEF	TOT	A	PF	D	ST	TO	BS	PTS	AVG	
1998-99	13	0	90	7	27	.259	6	8	.750	3	8	11	3	10	0	4	8	2	25	1.9

3-PT. FG: 1998-99, 5-14 (.357)

<b>PLAYOFFS</b>																				
G	GS	MIN	FG	FGA	PCT	FT	FTA	PCT	OFF	DEF	TOT	A	PF	D	ST	TO	BS	PTS	AVG	
1998-99	6	0	12	1	5	.200	0	0	---	1	0	1	0	3	0	0	1	0	2	0.3

3-PT. FG: 1998-99, 0-3 (.000)

<b>HOPKINS, BOB</b>																				
Grambling State Birthdate: Nov. 3, 1934											Drafted: 1956, by Syracuse			HT: 6-8			WT: 205			
G	GS	MIN	FG	FGA	PCT	FT	FTA	PCT	OFF	DEF	TOT	A	PF	D	ST	TO	BS	PTS	AVG	
1956-57	62	—	764	130	343	.379	94	126	.746	—	—	233	22	106	0	—	—	—	354	5.7
1957-58	69	—	1224	221	554	.399	123	161	.764	—	—	392	45	162	5	—	—	—	565	8.2
1958-59	67	—	1518	246	611	.403	176	234	.752	—	—	436	67	181	5	—	—	—	668	10.0
1959-60	75	—	1616	257	660	.389	136	174	.782	—	—	465	55	193	4	—	—	—	650	8.7
<b>TOTALS</b>	<b>273</b>	<b>—</b>	<b>5122</b>	<b>854</b>	<b>2168</b>	<b>.394</b>	<b>529</b>	<b>695</b>	<b>.761</b>	<b>—</b>	<b>—</b>	<b>1526</b>	<b>189</b>	<b>642</b>	<b>14</b>	<b>—</b>	<b>—</b>	<b>—</b>	<b>2237</b>	<b>8.2</b>

<b>PLAYOFFS</b>																				
G	GS	MIN	FG	FGA	PCT	FT	FTA	PCT	OFF	DEF	TOT	A	PF	D	ST	TO	BS	PTS	AVG	
1956-57	5	—	73	9	25	.360	10	15	.667	—	—	19	2	14	1	—	—	—	28	5.6
1957-58	3	—	39	4	16	.250	4	6	.667	—	—	14	0	7	0	—	—	—	12	4.0
1958-59	9	—	203	23	68	.338	28	34	.824	—	—	60	9	33	1	—	—	—	74	8.2



1959-60	1	—	19	2	8	.250	3	3	1.000	—	—	6	0	3	0	—	—	—	7	7.0
<b>TOTALS</b>	<b>18</b>	<b>—</b>	<b>334</b>	<b>38</b>	<b>117</b>	<b>.325</b>	<b>45</b>	<b>58</b>	<b>.776</b>	<b>—</b>	<b>—</b>	<b>99</b>	<b>11</b>	<b>57</b>	<b>2</b>	<b>—</b>	<b>—</b>	<b>—</b>	<b>121</b>	<b>6.7</b>

**HOPPEN, DAVE**

**Nebraska**  
 Birthdate: Mar. 13, 1964

**#40**  
 Drafted: 1987, 3rd round (65th overall) by Atlanta

	G	GS	MIN	FG	FGA	PCT	FT	FTA	PCT	OFF	DEF	TOT	A	PF	D	ST	TO	BS	PTS	AVG
1990-91	11	0	43	6	12	.500	8	12	.667	4	5	9	0	11	0	1	1	0	20	1.8
1991-92	11	0	40	2	7	.286	5	10	.500	1	9	10	2	6	0	0	3	0	9	0.8
<b>TOTALS</b>	<b>22</b>	<b>0</b>	<b>83</b>	<b>8</b>	<b>19</b>	<b>.421</b>	<b>13</b>	<b>22</b>	<b>.591</b>	<b>5</b>	<b>14</b>	<b>19</b>	<b>2</b>	<b>17</b>	<b>0</b>	<b>1</b>	<b>4</b>	<b>0</b>	<b>29</b>	<b>1.3</b>

3-PT. FG: 1990-91, 0-1 (.000); TOTALS, 0-1 (.000)

**PLAYOFFS**

	G	GS	MIN	FG	FGA	PCT	FT	FTA	PCT	OFF	DEF	TOT	A	PF	D	ST	TO	BS	PTS	AVG
1990-91	3	0	9	3	3	1.000	0	2	.000	0	3	3	0	1	0	0	0	0	6	2.0

3-PT. FG: 1987-88, 2-7 (.286)

**HORNACEK, JEFF**

**Iowa State**  
 Birthdate: May 3, 1963

**#14**  
 Drafted: 1986, 2nd round (46th overall) by Phoenix

	G	GS	MIN	FG	FGA	PCT	FT	FTA	PCT	OFF	DEF	TOT	A	PF	D	ST	TO	BS	PTS	AVG
1992-93	79	78	2860	582	1239	.470	250	289	.865	84	258	342	548	203	2	131	222	21	1511	19.1
1993-94	53	53	1994	325	715	.455	178	204	.873	41	171	212	315	115	0	95	138	10	880	16.6
<b>TOTALS</b>	<b>132</b>	<b>131</b>	<b>4854</b>	<b>907</b>	<b>1954</b>	<b>.464</b>	<b>428</b>	<b>493</b>	<b>.868</b>	<b>125</b>	<b>429</b>	<b>554</b>	<b>863</b>	<b>318</b>	<b>2</b>	<b>226</b>	<b>360</b>	<b>31</b>	<b>2391</b>	<b>18.1</b>

3-PT. FG: 1992-93, 97-249 (.390); 1993-94, 52-166 (.313); TOTALS, 149-415 (.359)

**HOWELL, BAILEY**

**Mississippi State**  
 Birthdate: Jan. 20, 1937

**#16**  
 Drafted: 1959, 1st round (2nd overall) by Detroit

	G	GS	MIN	FG	FGA	PCT	FT	FTA	PCT	OFF	DEF	TOT	A	PF	D	ST	TO	BS	PTS	AVG
1970-71	82	—	1589	324	686	.472	230	315	.730	—	—	441	115	234	2	—	—	—	878	10.7

**BAILEY HOWELL PLAYOFFS**

	G	GS	MIN	FG	FGA	PCT	FT	FTA	PCT	OFF	DEF	TOT	A	PF	D	ST	TO	BS	PTS	AVG
1970-71	7	7	122	19	45	.422	9	13	.769	—	—	12	11	22	0	—	—	—	48	6.9

**HUGHES, LARRY**

**St. Louis**  
 Birthdate: Jan. 23, 1979

**#21**  
 Drafted: 1998, 1st round (8th overall) by 76ers

	G	GS	MIN	FG	FGA	PCT	FT	FTA	PCT	OFF	DEF	TOT	A	PF	D	ST	TO	BS	PTS	AVG
1998-99	50	1	988	170	414	.411	107	151	.709	83	106	189	77	97	0	44	68	14	455	9.1
1999-00	50	5	1018	192	461	.416	106	142	.746	52	107	159	75	94	0	54	95	12	501	10.0
<b>TOTALS</b>	<b>100</b>	<b>6</b>	<b>2006</b>	<b>362</b>	<b>875</b>	<b>.414</b>	<b>213</b>	<b>293</b>	<b>.727</b>	<b>135</b>	<b>213</b>	<b>348</b>	<b>152</b>	<b>191</b>	<b>0</b>	<b>98</b>	<b>163</b>	<b>26</b>	<b>956</b>	<b>9.6</b>

3-PT. FG: 1998-99, 8-52 (.151); 1999-00, 11-51 (.216); TOTALS, 19-103 (.184)

**PLAYOFFS**

	G	GS	MIN	FG	FGA	PCT	FT	FTA	PCT	OFF	DEF	TOT	A	PF	D	ST	TO	BS	PTS	AVG
1998-99	8	0	198	31	77	.403	20	24	.833	17	20	37	16	21	0	15	12	9	82	10.3

3-PT. FG: 1998-99, 0-7 (.000)

**HUNTER, STEVEN**

**DePaul**  
 Birthdate: Oct. 31, 1981

**#45**  
 Drafted: 2001, 1st round (15th overall) by Orlando

	G	GS	MIN	FG	FGA	PCT	FT	FTA	PCT	OFF	DEF	TOT	A	PF	D	ST	TO	BS	PTS	AVG
2005-06	69	35	1312	175	291	.601	71	138	.514	110	161	271	17	120	0	12	64	76	421	6.1
2006-07	70	41	1605	188	326	.577	74	151	.490	114	221	335	26	137	1	13	65	76	450	6.4
<b>TOTALS</b>	<b>139</b>	<b>76</b>	<b>2917</b>	<b>363</b>	<b>617</b>	<b>.588</b>	<b>145</b>	<b>289</b>	<b>.502</b>	<b>224</b>	<b>382</b>	<b>606</b>	<b>43</b>	<b>257</b>	<b>1</b>	<b>25</b>	<b>129</b>	<b>152</b>	<b>871</b>	<b>6.3</b>

**IAVARONI, MARC**

**Virginia**  
 Birthdate: Sept. 15, 1956

**#8**  
 Drafted: 1978, 3rd round (55th overall) by New York

	G	GS	MIN	FG	FGA	PCT	FT	FTA	PCT	OFF	DEF	TOT	A	PF	D	ST	TO	BS	PTS	AVG
1982-83	80	77	1612	163	353	.462	78	113	.690	117	212	329	83	238	0	32	133	44	404	5.1
1983-84	78	71	1532	149	322	.463	97	131	.740	91	219	310	95	222	1	36	124	55	395	5.1
1984-85	12	10	156	12	31	.387	6	6	1.000	11	18	29	6	24	0	4	16	3	30	2.5
<b>TOTALS</b>	<b>170</b>	<b>158</b>	<b>3300</b>	<b>324</b>	<b>706</b>	<b>.459</b>	<b>181</b>	<b>250</b>	<b>.724</b>	<b>219</b>	<b>449</b>	<b>668</b>	<b>184</b>	<b>484</b>	<b>1</b>	<b>72</b>	<b>273</b>	<b>102</b>	<b>829</b>	<b>4.9</b>

3-PT. FG: 1982-83, 0-2 (.000); 1983-84, 0-2 (.000); TOTALS, 0-4 (.000)

**PLAYOFFS**

	G	GS	MIN	FG	FGA	PCT	FT	FTA	PCT	OFF	DEF	TOT	A	PF	D	ST	TO	BS	PTS	AVG
1982-83	13	—	283	29	52	.558	9	18	.500	22	35	57	19	42	1	8	13	7	67	5.2
1983-84	4	—	4	7	15	.467	7	8	.875	3	5	8	3	18	1	1	5	1	22	4.5
<b>TOTALS</b>	<b>17</b>	<b>—</b>	<b>287</b>	<b>36</b>	<b>67</b>	<b>.537</b>	<b>16</b>	<b>26</b>	<b>.615</b>	<b>25</b>	<b>40</b>	<b>65</b>	<b>22</b>	<b>60</b>	<b>2</b>	<b>9</b>	<b>18</b>	<b>8</b>	<b>89</b>	<b>5.2</b>

3-PT. FG: 1983-84, 1-2 (.500)

**IGUODALA, ANDRE**

**Arizona**  
 Birthdate: Jan. 28, 1984

**#4, 9**  
 Drafted: 2004, 1st round (9th overall) by 76ers

	G	GS	MIN	FG	FGA	PCT	FT	FTA	PCT	OFF	DEF	TOT	A	PF	D	ST	TO	BS	PTS	AVG
2004-05	82	82	2686	269	546	.493	156	210	.743	89	375	464	246	204	2	138	139	48	741	9.0
2005-06	82	82	3086	344	688	.500	263	349	.754	117	364	481	255	198	4	135	153	21	1007	12.3
2006-07	76	76	3062	443	991	.447	452	551	.820	77	357	434	432	200	0	152	261	33	1386	18.2
2007-08	82	82	3242	582	1277	.456	365	506	.721	85	361	446	391	187	1	171	214	49	1630	19.9
2008-09	82	82	3269	542	1147	.473	377	521	.724	92	379	471	434	152	1	131	222	36	1541	18.8
2009-10	82	82	3193	496	1120	.443	315	430	.733	82	447	529	472	145	0	141	218	55	1401	17.1

# GENERAL INFORMATION

2010-11	67	67	2469	338	759	.445	208	300	.693	61	326	387	422	109	0	101	138	38	945	14.1
2011-12	62	62	2209	287	632	.454	121	196	.617	56	325	381	339	92	0	107	115	30	771	12.4
<b>TOTALS</b>	<b>615</b>	<b>615</b>	<b>23216</b>	<b>3301</b>	<b>7160</b>	<b>.461</b>	<b>2257</b>	<b>3063</b>	<b>.737</b>	<b>659</b>	<b>2934</b>	<b>3593</b>	<b>2991</b>	<b>1287</b>	<b>8</b>	<b>1076</b>	<b>1460</b>	<b>310</b>	<b>9422</b>	<b>15.3</b>

3-PT FG: 2004-05, 47-142 (.331); 2005-06, 56-158 (.354); 2006-07, 48-155 (.310); 2007-08, 101-307 (.329); 2008-09, 80-261 (.307); 2009-10, 94-303 (.310); 2010-11, 61-181 (.337); 2011-12, 76-193 (.394); TOTALS, 563-1700 (.331)

**PLAYOFFS**

	G	GS	MIN	FG	FGA	PCT	FT	FTA	PCT	OFF	DEF	TOT	A	PF	D	ST	TO	BS	PTS	AVG
2004-05	5	5	192	20	43	.465	6	12	.500	8	15	23	15	12	0	14	5	5	49	9.8
2007-08	6	6	234	23	69	.333	31	43	.721	6	23	29	30	11	0	13	26	1	79	13.2
2008-09	6	6	269	44	98	.449	30	46	.652	6	32	38	40	9	0	11	24	0	129	21.5
2010-11	5	5	182	22	52	.423	10	14	.714	7	28	35	34	16	0	5	14	2	57	11.4
2011-12	13	13	505	58	151	.384	33	56	.589	17	57	74	48	32	0	19	19	5	168	12.9
<b>TOTALS</b>	<b>35</b>	<b>35</b>	<b>1382</b>	<b>167</b>	<b>413</b>	<b>.404</b>	<b>110</b>	<b>171</b>	<b>.643</b>	<b>44</b>	<b>155</b>	<b>199</b>	<b>167</b>	<b>80</b>	<b>0</b>	<b>62</b>	<b>88</b>	<b>13</b>	<b>482</b>	<b>13.8</b>

3-PT FG: 2004-05, 3-9 (.333); 2007-08, 2-14 (.143); 2008-09, 11-28 (.393); 2010-11, 3-14 (.214); 2011-12, 19-49 (.388); TOTALS, 38-114 (.333)

**ILLYASOVA, ERSAN**

Turkey  
Birthdate: May 15, 1987  
#7  
Drafted: 2005, 2nd round (36th overall) by Milwaukee  
HT: 6-10  
WT: 235

	G	GS	MIN	FG	FGA	PCT	FT	FTA	PCT	OFF	DEF	TOT	A	PF	D	ST	TO	BS	PTS	AVG
2016-17	53	40	1447	285	648	.440	109	142	.768	71	243	314	97	133	0	33	78	14	786	14.8

3-PT FG: 2016-17, 107-298 (.359)

**IMHOFF, DARRALL**

California  
Birthdate: Oct. 11, 1938  
#18  
Drafted: 1960, 1st round (3rd overall) by New York  
HT: 6-10  
WT: 220

	G	GS	MIN	FG	FGA	PCT	FT	FTA	PCT	OFF	DEF	TOT	A	PF	D	ST	TO	BS	PTS	AVG
1968-69	82	—	2360	279	593	.470	194	325	.597	—	—	792	218	310	12	—	—	—	752	9.2
1969-70	79	—	2474	430	796	.540	215	331	.650	—	—	754	211	294	7	—	—	—	1075	13.6
<b>TOTALS</b>	<b>161</b>	<b>—</b>	<b>4834</b>	<b>709</b>	<b>1389</b>	<b>.510</b>	<b>409</b>	<b>656</b>	<b>.623</b>	<b>—</b>	<b>—</b>	<b>1546</b>	<b>429</b>	<b>604</b>	<b>19</b>	<b>—</b>	<b>—</b>	<b>—</b>	<b>1827</b>	<b>11.3</b>

**PLAYOFFS**

	G	GS	MIN	FG	FGA	PCT	FT	FTA	PCT	OFF	DEF	TOT	A	PF	D	ST	TO	BS	PTS	AVG
1968-69	5	—	191	33	66	.500	25	38	.658	—	—	82	12	24	1	—	—	—	91	18.2
1969-70	5	—	138	22	48	.458	1	7	.143	—	—	35	11	23	0	—	—	—	45	9.0
<b>TOTALS</b>	<b>10</b>	<b>—</b>	<b>329</b>	<b>55</b>	<b>114</b>	<b>.482</b>	<b>26</b>	<b>45</b>	<b>.578</b>	<b>—</b>	<b>—</b>	<b>117</b>	<b>23</b>	<b>47</b>	<b>1</b>	<b>—</b>	<b>—</b>	<b>—</b>	<b>136</b>	<b>13.6</b>

**IVERSON, ALLEN**

Georgetown  
Birthdate: June 7, 1975  
#3  
Drafted: 1996, 1st round (1st overall) by 76ers  
HT: 6-0  
WT: 165

	G	GS	MIN	FG	FGA	PCT	FT	FTA	PCT	OFF	DEF	TOT	A	PF	D	S	TO	B	PTS	AVG
1996-97	76	74	3045	625	1504	.416	382	544	.702	115	197	312	567	233	5	157	337	24	1787	23.5
1997-98	80	80	3150	649	1407	.461	390	535	.729	86	210	296	494	200	2	176	244	25	1758	22.0
1998-99	48	48	1990	435	1056	.412	356	474	.751	66	170	236	223	98	0	110	167	7	1284	26.8
1999-00	70	70	2853	729	1733	.421	442	620	.713	71	196	267	328	162	1	144	230	5	1989	28.4
2000-01	71	71	2979	762	1813	.420	585	719	.814	50	223	273	325	147	0	178	237	20	2207	31.1
2001-02	60	59	2622	665	1669	.398	475	585	.812	44	225	269	331	102	0	168	237	13	1883	31.4
2002-03	82	82	3485	804	1940	.414	570	736	.774	68	276	344	454	149	2	225	286	13	2262	27.6
2003-04	48	47	2040	435	1125	.387	339	455	.745	34	144	178	324	87	0	115	209	5	1266	26.4
2004-05	75	75	3174	771	1818	.424	656	786	.835	51	248	299	596	140	1	180	344	9	2302	30.7
2005-06	72	72	3103	815	1822	.447	675	829	.814	44	188	232	532	121	0	140	248	10	2377	33.0
2006-07	15	15	640	151	366	.413	154	174	.885	7	34	41	109	21	0	33	66	1	468	31.2
2009-10	25	24	798	121	290	.417	98	119	.824	15	60	75	102	42	0	18	57	2	348	13.1
<b>TOTALS</b>	<b>722</b>	<b>717</b>	<b>29879</b>	<b>6962</b>	<b>16543</b>	<b>.421</b>	<b>5122</b>	<b>6576</b>	<b>.779</b>	<b>651</b>	<b>2171</b>	<b>2822</b>	<b>4385</b>	<b>1458</b>	<b>11</b>	<b>1644</b>	<b>2662</b>	<b>134</b>	<b>19931</b>	<b>27.6</b>

3-PT FG: 1996-97, 155-455 (.341); 1997-98, 70-235 (.298); 1998-99, 58-199 (.291); 1999-00, 89-261 (.341); 2000-01, 98-306 (.320); 2001-02, 78-268 (.291); 2002-03, 84-303 (.277); 2003-04, 57-199 (.286); 2004-05, 104-338 (.308); 2005-06, 72-223 (.323); 2006-07, 12-53 (.226); 2009-10, 8-24 (.333); TOTALS, 885-2864 (.309)

**ALLEN IVERSON PLAYOFFS**

	G	GS	MIN	FG	FGA	PCT	FT	FTA	PCT	OFF	DEF	TOT	A	PF	D	S	TO	B	PTS	AVG
1998-99	8	8	358	88	214	.411	37	52	.712	14	19	33	39	19	0	20	24	2	228	28.5
1999-00	10	10	444	91	237	.384	68	92	.739	14	26	40	45	24	0	12	32	1	262	26.2
2000-01	22	22	1016	27	661	.389	161	208	.774	15	89	104	134	55	0	52	63	7	723	32.9
2001-02	5	5	209	45	118	.381	51	63	.610	1	17	18	21	8	0	13	12	0	150	30.0
2002-03	12	12	557	137	329	.416	87	118	.737	11	41	52	89	25	0	29	47	1	380	31.7
2004-05	5	5	238	59	126	.468	26	29	.897	0	11	11	50	12	0	10	21	2	156	31.2
<b>TOTALS</b>	<b>62</b>	<b>62</b>	<b>2822</b>	<b>677</b>	<b>1685</b>	<b>.402</b>	<b>430</b>	<b>562</b>	<b>.765</b>	<b>55</b>	<b>203</b>	<b>258</b>	<b>378</b>	<b>143</b>	<b>0</b>	<b>136</b>	<b>199</b>	<b>13</b>	<b>1899</b>	<b>30.6</b>

3-PT FG: 1998-99, 15-53 (.283); 1999-00, 12-39 (.308); 2000-01, 48-142 (.338); 2001-02, 9-27 (.333); 2002-03, 19-55 (.345); 2004-05, 12-29 (.414); TOTALS, 115-345 (.333)

**ALL-STAR GAME**

	G	GS	MIN	FG	FGA	PCT	FT	FTA	PCT	OFF	DEF	TOT	A	PF	D	S	TO	B	PTS	AVG
2000	1	1	28	10	18	.556	4	5	.800	2	0	2	9	0	0	2	5	0	26	—
2001	1	1	27	9	21	.429	6	6	1.000	0	2	2	5	0	0	4	4	0	25	—
2002	1	1	25	2	9	.222	1	2	.500	1	3	4	3	0	0	0	2	0	5	—





2003	1	1	41	13	23	.565	8	9	.889	3	2	5	7	2	0	5	6	0	35	—
2004	1	1	23	1	6	.167	1	4	.250	0	1	1	11	3	0	0	4	0	3	—
2005	1	1	32	4	13	.308	7	7	1.000	0	4	4	9	0	0	5	7	0	15	—
2006	1	1	26	5	14	.357	2	4	.500	0	2	2	2	0	0	0	3	0	12	—
<b>TOTALS</b>	<b>7</b>	<b>7</b>	<b>202</b>	<b>44</b>	<b>104</b>	<b>.423</b>	<b>29</b>	<b>37</b>	<b>.784</b>	<b>6</b>	<b>14</b>	<b>20</b>	<b>46</b>	<b>5</b>	<b>0</b>	<b>16</b>	<b>31</b>	<b>0</b>	<b>121</b>	<b>17.3</b>

3-PT FG: 2000, 2-2 (1.000); 2001, 1-1 (1.000); 2003, 1-3 (.333); 2005, 0-0 (---); 2006, 0-0 (---); TOTALS, 4-6 (.667)

**IVEY, ROYAL**

Texas Birthdate: Dec. 20, 1981 #12, 7 HT: 6-4 WT: 215  
Drafted: 2004, 2nd round (37th overall) by Atlanta

	G	GS	MIN	FG	FGA	PCT	FT	FTA	PCT	OFF	DEF	TOT	A	PF	D	ST	TO	BS	PTS	AVG
2008-09	71	0	861	69	208	.332	34	43	.791	19	57	76	43	76	0	36	23	7	211	3.0
2009-10	26	0	236	26	55	.473	6	7	.857	5	21	26	17	25	0	10	5	2	70	2.7
2012-13	53	5	698	62	144	.431	9	16	.563	16	41	57	32	73	0	23	20	3	170	3.2
<b>TOTALS</b>	<b>150</b>	<b>5</b>	<b>1795</b>	<b>157</b>	<b>407</b>	<b>.386</b>	<b>49</b>	<b>66</b>	<b>.742</b>	<b>40</b>	<b>119</b>	<b>159</b>	<b>92</b>	<b>174</b>	<b>0</b>	<b>69</b>	<b>48</b>	<b>12</b>	<b>451</b>	<b>3.0</b>

3-PT FG: 2008-09, 39-114 (.342); 2009-10, 12-24 (.500); 2012-13, 37-88 (.420); TOTALS, 88-226 (.389)

**PLAYOFFS**

	G	GS	MIN	FG	FGA	PCT	FT	FTA	PCT	OFF	DEF	TOT	A	PF	D	ST	TO	BS	PTS	AVG
2008-09	6	0	45	3	11	.273	3	4	.750	1	3	4	0	6	0	3	0	0	11	1.8

3-PT FG: 2008-09, 2-7 (.286)

**JACKSON, JAREN**

Georgetown Birthdate: Oct. 27, 1967 #30 HT: 6-6 WT: 190  
Drafted: Undrafted

	G	GS	MIN	FG	FGA	PCT	FT	FTA	PCT	OFF	DEF	TOT	A	PF	D	ST	TO	BS	PTS	AVG
1994-95	21	1	257	25	68	.368	16	24	.667	18	24	42	19	33	0	9	17	5	70	3.3

3-PT FG: 1994-95, 4-15 (.267)

**JACKSON, JIMMY**

Ohio State Birthdate: Oct. 14, 1970 #2 HT: 6-6 WT: 220  
Drafted: 1993, 1st round (4th overall) by Dallas

	G	GS	MIN	FG	FGA	PCT	FT	FTA	PCT	OFF	DEF	TOT	A	PF	D	ST	TO	BS	PTS	AVG
1997-98	48	47	1788	246	535	.460	126	154	.818	69	158	227	223	112	0	41	145	6	657	13.7

3-PT FG: 1997-98, 39-112 (.348)

**JACKSON, LUKE**

Pan American Birthdate: Oct. 31, 1941 #54 HT: 6-9 WT: 250  
Drafted: 1964, 1st round (4th overall) by 76ers

	G	GS	MIN	FG	FGA	PCT	FT	FTA	PCT	OFF	DEF	TOT	A	PF	D	ST	TO	BS	PTS	AVG
1964-65	76	—	2590	419	1013	.414	288	404	.713	—	—	980	93	251	4	—	—	—	1126	14.8
1965-66	79	—	1966	246	614	.401	158	214	.738	—	—	676	132	216	2	—	—	—	650	8.2
1966-67	81	—	2377	386	882	.438	198	261	.759	—	—	724	114	276	6	—	—	—	970	12.0
1967-68	82	—	2570	401	927	.433	166	231	.719	—	—	872	139	287	6	—	—	—	968	11.8
1968-69	25	—	840	145	332	.437	69	97	.711	—	—	286	54	102	3	—	—	—	359	14.4
1969-70	37	—	583	71	181	.392	60	81	.741	—	—	198	50	80	0	—	—	—	202	5.5
1970-71	79	40	1774	199	529	.376	131	189	.693	—	—	568	148	211	3	—	—	—	529	6.7
1971-72	63	22	1083	137	346	.396	92	133	.692	—	—	309	88	141	1	—	—	—	366	5.8
<b>TOTALS</b>	<b>522</b>	<b>62</b>	<b>13783</b>	<b>2004</b>	<b>4824</b>	<b>.415</b>	<b>1162</b>	<b>1610</b>	<b>.720</b>	<b>—</b>	<b>—</b>	<b>4613</b>	<b>818</b>	<b>1564</b>	<b>25</b>	<b>—</b>	<b>—</b>	<b>—</b>	<b>5170</b>	<b>9.9</b>

**LUKE JACKSON PLAYOFFS**

	G	GS	MIN	FG	FGA	PCT	FT	FTA	PCT	OFF	DEF	TOT	A	PF	D	ST	TO	BS	PTS	AVG
1964-65	11	—	321	44	130	.338	25	32	.781	—	—	79	24	31	0	—	—	—	113	10.3
1965-66	5	—	163	21	49	.429	18	22	.818	—	—	44	8	21	2	—	—	—	60	12.0
1966-67	15	—	543	64	161	.398	37	51	.725	—	—	176	30	47	1	—	—	—	165	11.0
1967-68	13	—	432	62	158	.392	24	35	.686	—	—	115	16	59	3	—	—	—	148	11.4
1969-70	5	—	73	9	19	.474	2	2	1.000	—	—	33	3	11	1	—	—	—	20	4.0
1970-71	7	—	160	16	38	.421	7	10	.700	—	—	61	11	17	0	—	—	—	39	5.6
<b>TOTALS</b>	<b>56</b>	<b>—</b>	<b>1692</b>	<b>216</b>	<b>555</b>	<b>.389</b>	<b>113</b>	<b>152</b>	<b>.743</b>	<b>—</b>	<b>—</b>	<b>508</b>	<b>92</b>	<b>186</b>	<b>7</b>	<b>—</b>	<b>—</b>	<b>—</b>	<b>545</b>	<b>9.7</b>

**ALL-STAR GAME**

	G	GS	MIN	FG	FGA	PCT	FT	FTA	PCT	OFF	DEF	R	A	PF	D	ST	TO	BS	PTS	AVG
1965	1	1	15	2	5	.400	1	2	.500	—	—	1	1	4	0	—	—	—	5	—

**JACKSON, MARC**

Temple Birthdate: Jan. 16, 1975 #25 HT: 6-10 WT: 253  
Drafted: 1997, 2nd round (38th overall) by Golden St.

	G	GS	MIN	FG	FGA	PCT	FT	FTA	PCT	OFF	DEF	TOT	A	PF	D	ST	TO	BS	PTS	AVG
2003-04	22	13	598	71	171	.415	64	81	.790	45	81	126	18	45	0	12	24	6	206	9.4
2004-05	81	23	1976	340	731	.465	289	349	.818	184	222	406	81	171	0	32	131	18	969	12.0
<b>TOTALS</b>	<b>103</b>	<b>36</b>	<b>2574</b>	<b>411</b>	<b>902</b>	<b>.456</b>	<b>353</b>	<b>430</b>	<b>.821</b>	<b>229</b>	<b>303</b>	<b>532</b>	<b>99</b>	<b>216</b>	<b>0</b>	<b>44</b>	<b>155</b>	<b>24</b>	<b>1175</b>	<b>11.4</b>

3-PT FG: 2003-04, 0-1 (.000); 2004-05, 0-2 (.000); TOTALS, 0-3 (.000)

**PLAYOFFS**

	G	GS	MIN	FG	FGA	PCT	FT	FTA	PCT	OFF	DEF	TOT	A	PF	D	ST	TO	BS	PTS	AVG
2004-05	5	0	65	5	20	.250	7	11	.636	3	5	8	0	9	0	2	6	2	17	3.4

3-PT FG: 2004-05, 0-0 (---)

**JAMES, TIM**

Miami (Fla.) Birthdate: Dec. 25, 1976 #25 HT: 6-7 WT: 214  
Drafted: 1999, 1st round (25th overall) by Miami

	G	GS	MIN	FG	FGA	PCT	FT	FTA	PCT	OFF	DEF	TOT	A	PF	D	ST	TO	BS	PTS	AVG
2001-02	9	0	41	5	13	.385	2	6	.333	5	2	7	1	5	0	0	3	1	12	1.3

# GENERAL INFORMATION

## JENKINS, CHARLES

Hofstra  
Birthdate: Feb. 28, 1989

#31  
Drafted: 2011, 2nd round (44th overall) by Golden State

HT: 6-3

WT: 220

	G	GS	MIN	FG	FGA	PCT	FT	FTA	PCT	OFF	DEF	TOT	A	PF	D	ST	TO	BS	PTS	AVG
2012-13	12	1	150	14	38	.368	2	4	.500	3	8	11	16	4	0	6	2	1	30	2.5

## JOHNSON, CHRIS

Syracuse  
Birthdate: Apr. 29, 1990

#16  
Drafted: Undrafted

HT: 6-6

WT: 201

	G	GS	MIN	FG	FGA	PCT	FT	FTA	PCT	OFF	DEF	TOT	A	PF	D	ST	TO	BS	PTS	AVG
2014-15	9	2	187	19	60	.317	6	8	.750	3	23	26	3	19	0	9	9	5	54	6.0

3-PT. FG: 2014-15, 10-39 (.256)

## JOHNSON, CLEMON

Florida A&M  
Birthdate: Sept. 12, 1956

#45  
Drafted: 1978, 2nd round (44th overall) by Portland

HT: 6-10

WT: 240

	G	GS	MIN	FG	FGA	PCT	FT	FTA	PCT	OFF	DEF	TOT	A	PF	D	ST	TO	BS	PTS	AVG
1982-83	32	4	698	91	182	.500	34	58	.586	75	130	205	24	84	1	16	36	29	216	6.8
1983-84	80	10	1721	193	412	.468	69	113	.611	131	267	398	55	205	1	35	95	65	455	5.7
1984-85	58	0	875	117	235	.498	36	49	.735	92	129	221	33	112	0	15	43	44	270	4.7
1985-86	75	2	1069	105	223	.471	51	81	.630	106	149	255	15	129	0	23	38	62	261	3.5
<b>TOTALS</b>	<b>245</b>	<b>16</b>	<b>4363</b>	<b>506</b>	<b>1052</b>	<b>.481</b>	<b>190</b>	<b>301</b>	<b>.631</b>	<b>404</b>	<b>675</b>	<b>1079</b>	<b>127</b>	<b>530</b>	<b>2</b>	<b>89</b>	<b>212</b>	<b>200</b>	<b>1202</b>	<b>4.9</b>

3-PT. FG: 1982-83, 0-1 (.000); 1984-85, 0-1 (.000); TOTALS, 0-2 (.000)

## CLEMON JOHNSON PLAYOFFS

	G	GS	MIN	FG	FGA	PCT	FT	FTA	PCT	OFF	DEF	TOT	A	PF	D	ST	TO	BS	PTS	AVG
1982-83	12	—	202	25	49	.510	0	4	.000	21	22	43	7	28	0	4	12	5	50	4.2
1983-84	5	—	45	4	12	.333	0	0	—	3	3	6	0	8	0	1	3	4	8	1.6
1984-85	13	—	165	13	33	.394	16	21	.762	17	19	36	2	32	0	3	13	6	42	3.2
1985-86	12	—	303	29	53	.547	16	25	.640	23	37	60	8	35	0	11	10	15	74	6.2
<b>TOTALS</b>	<b>42</b>	<b>—</b>	<b>715</b>	<b>71</b>	<b>147</b>	<b>.483</b>	<b>32</b>	<b>50</b>	<b>.640</b>	<b>64</b>	<b>81</b>	<b>145</b>	<b>17</b>	<b>103</b>	<b>0</b>	<b>19</b>	<b>38</b>	<b>30</b>	<b>174</b>	<b>4.1</b>

3-PT. FG: 1984-85, 0-1 (.000)

## JOHNSON, GEORGE

St. John's  
Birthdate: Dec. 8, 1956

#12  
Drafted: 1978, 1st round (12th overall) by Milwaukee

HT: 6-7

WT: 210

	G	GS	MIN	FG	FGA	PCT	FT	FTA	PCT	OFF	DEF	TOT	A	PF	D	ST	TO	BS	PTS	AVG
1984-85	55	3	756	107	263	.407	49	56	.875	48	116	164	38	99	0	31	49	16	264	4.8

3-PT. FG: 1984-85, 1-1 (1.000)

## PLAYOFFS

	G	GS	MIN	FG	FGA	PCT	FT	FTA	PCT	OFF	DEF	TOT	A	PF	D	ST	TO	BS	PTS	AVG
1984-85	5	0	24	5	8	.625	0	0	—	3	4	7	0	2	0	0	1	0	11	2.2

3-PT. FG: 1984-85, 1-1 (1.000)

## JOHNSON, OLLIE

Temple  
Birthdate: May 11, 1949

#18  
Drafted: 1972, 2nd round (30th overall) by Portland

HT: 6-6

WT: 200

	G	GS	MIN	FG	FGA	PCT	FT	FTA	PCT	OFF	DEF	TOT	A	PF	D	ST	TO	BS	PTS	AVG
1980-81	40	0	372	87	158	.551	27	31	.871	8	47	55	30	45	0	20	25	2	202	5.1
1981-82	26	0	150	27	54	.500	6	7	.857	7	15	22	10	28	0	13	13	3	61	2.3
<b>TOTALS</b>	<b>66</b>	<b>0</b>	<b>522</b>	<b>114</b>	<b>212</b>	<b>.538</b>	<b>33</b>	<b>38</b>	<b>.868</b>	<b>15</b>	<b>62</b>	<b>77</b>	<b>40</b>	<b>73</b>	<b>0</b>	<b>33</b>	<b>38</b>	<b>5</b>	<b>263</b>	<b>4.0</b>

3-PT. FG: 1980-81, 1-6 (.167); 1981-82, 1-3 (.133); TOTALS, 2-9 (.222)

## OLLIE JOHNSON PLAYOFFS

	G	GS	MIN	FG	FGA	PCT	FT	FTA	PCT	OFF	DEF	TOT	A	PF	D	ST	TO	BS	PTS	AVG
1980-1981	8	—	22	3	10	.300	0	0	—	2	3	5	2	1	0	2	2	1	6	0.8

3-PT. FG: 1980-81, 0-1 (.000)

## JOHNSON, REGGIE

Tennessee  
Birthdate: June 25, 1957

#33  
Drafted: 1980, 1st round (15th overall) by San Antonio

HT: 6-9

WT: 210

	G	GS	MIN	FG	FGA	PCT	FT	FTA	PCT	OFF	DEF	TOT	A	PF	D	ST	TO	BS	PTS	AVG
1982-83	29	8	549	69	154	.448	22	30	.733	32	58	90	23	82	1	8	35	17	160	5.5

3-PT. FG: 1982-83, 1-4 (.250)

## PLAYOFFS

	G	GS	MIN	FG	FGA	PCT	FT	FTA	PCT	OFF	DEF	TOT	A	PF	D	ST	TO	BS	PTS	AVG
1982-83	5	0	32	2	4	.500	2	2	1.000	0	0	0	3	5	0	1	3	0	6	1.2

## JOHNSON-ODOM, DARIUS

Marquette  
Birthdate: Sept. 28, 1989

#0  
Drafted: 2012, 2nd round (55th overall) by Dallas

HT: 6-2

WT: 215

	G	GS	MIN	FG	FGA	PCT	FT	FTA	PCT	OFF	DEF	TOT	A	PF	D	ST	TO	BS	PTS	AVG
2013-14	3	0	15	0	7	.000	0	2	.000	0	2	2	1	3	0	1	2	0	0	0.0

3-PT. FG: 2013-14, 0-3 (.000)



### JONES, ALVIN

Georgia Tech  
Birthdate: Sept. 9, 1978

#42  
Drafted: 2001, 2nd round (57th overall) by 76ers  
HT: 6-11 WT: 265

	G	GS	MIN	FG	FGA	PCT	FT	FTA	PCT	OFF	DEF	TOT	A	PF	D	ST	TO	BS	PTS	AVG
2001-02	23	2	126	8	20	.400	10	20	.500	13	23	36	3	35	0	3	11	9	26	1.1

### JONES, BOBBY

Washington  
Birthdate: Jan. 9, 1984

#11  
Drafted: 2006, 2nd round (37th overall) by Minnesota  
HT: 6-7 WT: 215

	G	GS	MIN	FG	FGA	PCT	FT	FTA	PCT	OFF	DEF	TOT	A	PF	D	ST	TO	BS	PTS	AVG
2006-07	44	5	336	43	93	.462	23	41	.561	22	35	57	16	59	0	11	18	1	110	2.5
3-PT. FG: 2006-07, 1-9 (.111)																				

### JONES, BOBBY

North Carolina  
Birthdate: Dec. 18, 1951

#24  
Drafted: 1974, 1st round (15th overall) by Houston  
HT: 6-9 WT: 210

	G	GS	MIN	FG	FGA	PCT	FT	FTA	PCT	OFF	DEF	TOT	A	PF	D	ST	TO	BS	PTS	AVG
1978-79	80	78	2304	378	704	.537	209	277	.755	199	332	531	201	245	2	107	165	96	965	12.1
1979-80	81	3	2125	398	748	.532	257	329	.781	152	298	450	146	223	3	102	146	118	1053	13.0
1980-81	81	0	2046	407	755	.539	282	347	.813	142	293	435	226	226	2	95	149	74	1096	13.5
1981-82	76	73	2181	416	737	.564	263	333	.790	109	284	393	189	211	3	99	145	112	1095	14.4
1982-83	74	0	1749	250	460	.543	165	208	.793	102	242	344	142	199	4	85	109	91	665	9.0
1983-84	75	0	1761	226	432	.523	167	213	.784	92	231	323	187	199	1	107	101	103	619	8.3
1984-85	80	8	1633	207	385	.538	186	216	.861	105	192	297	155	183	2	84	118	50	600	7.5
1985-86	70	42	1519	189	338	.559	114	145	.786	49	120	169	126	159	0	48	90	50	492	7.0
<b>TOTALS</b>	<b>617</b>	<b>204</b>	<b>15318</b>	<b>2471</b>	<b>4552</b>	<b>.542</b>	<b>1643</b>	<b>2068</b>	<b>.794</b>	<b>950</b>	<b>1992</b>	<b>2942</b>	<b>1372</b>	<b>1645</b>	<b>17</b>	<b>727</b>	<b>1023</b>	<b>694</b>	<b>6585</b>	<b>10.7</b>
3-PT. FG: 1979-80, 0-3 (.000); 1980-81, 0-3 (.000); 1981-82, 0-3 (.000); 1982-83, 0-1 (.000); 1983-84, 0-1 (.000); 1984-85, 0-4 (.000); 1985-86, 0-1 (.000); TOTALS, 0-16 (.000)																				

### PLAYOFFS

	G	GS	MIN	FG	FGA	PCT	FT	FTA	PCT	OFF	DEF	TOT	A	PF	D	ST	TO	BS	PTS	AVG
1978-79	9	—	260	48	87	.552	22	26	.846	12	31	43	19	30	0	5	15	4	118	13.1
1979-80	18	—	470	90	172	.523	53	62	.855	29	57	86	31	56	1	21	23	32	233	12.9
1980-81	16	—	443	81	160	.506	73	88	.830	35	53	88	33	60	1	18	32	21	235	14.7
1981-82	21	—	589	94	174	.540	68	81	.840	37	62	99	52	69	0	15	33	22	256	12.2
1982-83	12	—	324	43	78	.551	17	20	.850	19	39	58	34	29	0	15	18	18	103	8.6
1983-84	5	—	130	15	31	.484	18	19	.947	9	14	23	9	12	0	3	8	7	48	9.6
1984-85	13	—	309	46	78	.590	14	20	.700	22	26	48	16	38	0	12	19	15	106	8.2
1985-86	12	—	329	39	74	.527	38	50	.760	9	23	34	39	0	10	15	14	116	9.7	
<b>TOTALS</b>	<b>106</b>	<b>—</b>	<b>2854</b>	<b>456</b>	<b>854</b>	<b>.534</b>	<b>303</b>	<b>366</b>	<b>.828</b>	<b>172</b>	<b>305</b>	<b>477</b>	<b>228</b>	<b>333</b>	<b>2</b>	<b>99</b>	<b>163</b>	<b>133</b>	<b>1215</b>	<b>11.5</b>
3-PT. FG: 1979-80 0-1 (.000); 1982-83, 0-1 (.000); 1985-86, 0-1 (.000); TOTALS, 0-3 (.000)																				

### ALL-STAR GAME

	G	GS	MIN	FG	FGA	PCT	FT	FTA	PCT	OFF	DEF	TOT	A	PF	D	ST	TO	BS	PTS	AVG
1981	1	0	16	5	11	.455	1	1	1.000	1	3	4	0	2	0	1	—	1	11	—
1982	1	0	14	2	5	.400	1	2	.500	1	3	4	1	2	0	1	—	0	5	—
<b>TOTALS</b>	<b>2</b>	<b>0</b>	<b>30</b>	<b>7</b>	<b>16</b>	<b>.438</b>	<b>2</b>	<b>3</b>	<b>.667</b>	<b>2</b>	<b>6</b>	<b>8</b>	<b>1</b>	<b>4</b>	<b>0</b>	<b>2</b>	<b>0</b>	<b>1</b>	<b>16</b>	<b>—</b>

### JONES, CALDWELL

Albany State  
Birthdate: Aug. 4, 1950

#11  
Drafted: 1973, 2nd round (32nd overall) by 76ers  
HT: 6-11 WT: 230

	G	GS	MIN	FG	FGA	PCT	FT	FTA	PCT	OFF	DEF	TOT	A	PF	D	ST	TO	BS	PTS	AVG
1976-77	82	57	2023	215	424	.507	64	116	.552	190	476	666	92	301	3	43	—	200	494	6.0
1977-78	80	69	1636	169	359	.471	96	153	.627	165	405	570	92	281	4	26	128	127	434	5.4
1978-79	78	75	2171	302	637	.474	121	162	.747	177	570	747	151	303	10	39	156	157	725	9.3
1979-80	80	80	2771	232	522	.436	124	178	.697	219	731	950	164	298	5	43	218	162	588	7.4
1980-81	81	81	2639	218	485	.449	148	193	.767	200	613	813	122	271	2	53	168	134	584	7.2
1981-82	81	47	2446	231	465	.497	179	219	.817	164	544	708	100	301	3	38	155	146	641	7.9
<b>TOTALS</b>	<b>482</b>	<b>409</b>	<b>13686</b>	<b>1367</b>	<b>2902</b>	<b>.471</b>	<b>732</b>	<b>1021</b>	<b>.717</b>	<b>1115</b>	<b>3339</b>	<b>4454</b>	<b>721</b>	<b>1755</b>	<b>27</b>	<b>242</b>	<b>825</b>	<b>926</b>	<b>3466</b>	<b>7.2</b>
3-PT. FG: 1979-80, 0-2 (.000); 1981-82, 0-3 (.000); TOTALS, 0-5 (.000)																				

### CALDWELL JONES PLAYOFFS

	G	GS	MIN	FG	FGA	PCT	FT	FTA	PCT	OFF	DEF	TOT	A	PF	D	ST	TO	BS	PTS	AVG
1976-77	19	—	513	37	73	.507	18	30	.600	38	112	150	20	81	4	9	—	40	92	4.8
1977-78	10	—	301	28	56	.500	8	10	.800	22	84	106	14	36	2	5	19	30	64	6.4
1978-79	9	—	320	43	89	.483	28	36	.778	37	84	121	21	36	0	4	21	22	114	12.7
1979-80	18	—	639	58	129	.450	42	52	.808	50	135	185	34	75	1	13	36	37	158	8.8
1980-81	16	—	580	54	95	.568	31	42	.738	37	118	155	27	53	0	7	33	31	139	8.7
1981-82	21	—	679	74	160	.463	35	41	.854	52	137	189	19	77	1	11	29	40	183	8.7
<b>TOTALS</b>	<b>93</b>	<b>—</b>	<b>3032</b>	<b>294</b>	<b>602</b>	<b>.488</b>	<b>162</b>	<b>211</b>	<b>.768</b>	<b>236</b>	<b>670</b>	<b>906</b>	<b>135</b>	<b>358</b>	<b>8</b>	<b>49</b>	<b>138</b>	<b>200</b>	<b>750</b>	<b>8.1</b>
3-PT. FG: 1979-80, 0-3 (.000)																				

### JONES, CHARLES

Albany State  
Birthdate: Apr. 3, 1957

#23  
Drafted: 1979, 8th round (165th overall) by Phoenix  
HT: 6-11 WT: 215

	G	GS	MIN	FG	FGA	PCT	FT	FTA	PCT	OFF	DEF	TOT	A	PF	D	ST	TO	BS	PTS	AVG
1983-84	1	0	3	0	1	.000	1	4	.250	0	0	0	0	0	1	0	0	0	1	1.0

### JONES, JAKE

Assumption  
Birthdate: May 9, 1949

#36  
Drafted: 1971, 6th round (97th overall) by 76ers  
HT: 6-3 WT: 180

	G	GS	MIN	FG	FGA	PCT	FT	FTA	PCT	OFF	DEF	TOT	A	PF	D	ST	TO	BS	PTS	AVG
1971-72	6	0	41	6	18	.333	7	10	.700	—	—	6	2	3	0	—	—	—	19	3.2

# GENERAL INFORMATION

ALL-TIME ROSTER

## JONES, JUMAINE

**Georgia**  
Birthdate: Feb. 10, 1979

**#33**  
Drafted: 1999, 1st round (11th overall) by Atlanta

	G	GS	MIN	FG	FGA	PCT	FT	FTA	PCT	OFF	DEF	TOT	A	PF	D	ST	TO	BS	PTS	AVG
1999-00	33	0	138	22	58	.379	11	18	.611	16	22	38	5	10	0	6	14	5	57	1.7
2000-01	65	0	866	122	275	.444	40	53	.755	63	126	189	32	68	0	30	39	15	304	4.7
<b>TOTALS</b>	<b>98</b>	<b>0</b>	<b>1004</b>	<b>144</b>	<b>333</b>	<b>.432</b>	<b>51</b>	<b>71</b>	<b>.718</b>	<b>79</b>	<b>148</b>	<b>227</b>	<b>37</b>	<b>78</b>	<b>0</b>	<b>36</b>	<b>53</b>	<b>20</b>	<b>361</b>	<b>6.4</b>

3-PT. FG: 1999-00, 2-4 (.500); 2000-01, 20-60 (.333); TOTALS, 22-64 (.344)

### PLAYOFFS

	G	GS	MIN	FG	FGA	PCT	FT	FTA	PCT	OFF	DEF	TOT	A	PF	D	ST	TO	BS	PTS	AVG
1999-00	4	0	8	1	3	.333	0	0	.000	0	0	0	0	0	0	0	0	0	2	0.5
2000-01	23	0	447	52	125	.416	15	21	.714	35	49	84	17	33	0	10	14	11	127	5.5
<b>TOTALS</b>	<b>27</b>	<b>0</b>	<b>455</b>	<b>53</b>	<b>128</b>	<b>.414</b>	<b>15</b>	<b>21</b>	<b>.714</b>	<b>35</b>	<b>49</b>	<b>84</b>	<b>17</b>	<b>33</b>	<b>0</b>	<b>10</b>	<b>14</b>	<b>11</b>	<b>129</b>	<b>4.8</b>

3-PT. FG: 1999-00, 0-2 (.000); 2000-01, 8-32 (.250); TOTALS, 8-34 (.235)

## JONES, LARRY

**Toledo**  
Birthdate: Sept. 22, 1942

**#22**  
Drafted: 1964, 3rd round (20th overall) by 76ers

	G	GS	MIN	FG	FGA	PCT	FT	FTA	PCT	OFF	DEF	TOT	A	PF	D	ST	TO	BS	PTS	AVG
1964-65	23	—	359	47	153	.307	37	52	.712	—	—	57	40	46	2	—	—	—	131	5.7
1973-74	72	60	1876	263	622	.423	197	235	.838	71	113	184	230	116	0	85	—	18	723	10.0
<b>TOTALS</b>	<b>95</b>	<b>60</b>	<b>2235</b>	<b>310</b>	<b>775</b>	<b>.400</b>	<b>234</b>	<b>287</b>	<b>.815</b>	<b>71</b>	<b>113</b>	<b>241</b>	<b>270</b>	<b>162</b>	<b>2</b>	<b>85</b>	<b>—</b>	<b>18</b>	<b>854</b>	<b>9.0</b>

### PLAYOFFS

	G	GS	MIN	FG	FGA	PCT	FT	FTA	PCT	OFF	DEF	TOT	A	PF	D	ST	TO	BS	PTS	AVG
1964-65	5	—	25	5	12	.417	7	11	.636	—	—	4	2	5	0	—	—	—	17	3.4

## JONES, SHELTON

**St. John's**  
Birthdate: Apr. 6, 1966

**#31**  
Drafted: 1988, 2nd round (27th overall) by San Antonio

	G	GS	MIN	FG	FGA	PCT	FT	FTA	PCT	OFF	DEF	TOT	A	PF	D	ST	TO	BS	PTS	AVG
1988-89	42	34	577	81	179	.453	27	34	.794	12	25	37	73	43	0	9	35	2	137	4.2

## JONES, WALI

**Villanova**  
Birthdate: Feb. 14, 1942

**#24**  
Drafted: 1964, 3rd round (18th overall) by Detroit

	G	GS	MIN	FG	FGA	PCT	FT	FTA	PCT	OFF	DEF	TOT	A	PF	D	ST	TO	BS	PTS	AVG
1965-66	80	—	2196	296	790	.370	128	172	.744	—	—	169	273	250	6	—	—	—	720	9.0
1966-67	81	—	2249	423	982	.431	223	266	.838	—	—	265	303	246	6	—	—	—	1069	13.2
1967-68	77	—	2058	413	1040	.397	159	202	.787	—	—	219	245	225	5	—	—	—	985	12.8
1968-69	81	—	2340	432	1005	.430	207	256	.809	—	—	251	292	280	5	—	—	—	1071	13.2
1969-70	78	—	1740	366	851	.430	190	226	.841	—	—	173	276	210	2	—	—	—	922	11.8
1970-71	41	13	962	168	418	.402	79	101	.782	—	—	64	128	110	1	—	—	—	415	10.1
1975-76	16	1	157	19	38	.500	9	13	.692	0	9	9	31	25	0	4	—	0	47	2.9
<b>TOTALS</b>	<b>454</b>	<b>14</b>	<b>11702</b>	<b>2117</b>	<b>5113</b>	<b>.412</b>	<b>995</b>	<b>1236</b>	<b>.805</b>	<b>0</b>	<b>9</b>	<b>1150</b>	<b>1548</b>	<b>1346</b>	<b>25</b>	<b>4</b>	<b>—</b>	<b>0</b>	<b>5229</b>	<b>11.5</b>

### PLAYOFFS

	G	GS	MIN	FG	FGA	PCT	FT	FTA	PCT	OFF	DEF	TOT	A	PF	D	ST	TO	BS	PTS	AVG
1965-66	5	—	156	25	77	.325	15	22	.682	—	—	15	18	18	0	—	—	—	65	13.0
1966-67	15	—	476	100	244	.447	45	58	.776	—	—	42	61	58	0	—	—	—	263	17.5
1967-68	13	—	387	69	193	.358	45	57	.789	—	—	31	39	48	2	—	—	—	183	14.1
1968-69	5	—	103	12	45	.267	8	10	.800	—	—	16	9	17	1	—	—	—	32	6.4
1969-70	5	—	160	34	65	.523	11	14	.786	—	—	11	24	16	0	—	—	—	79	15.8
1970-71	7	—	115	19	52	.365	10	13	.769	—	—	12	11	22	0	—	—	—	48	6.9
1975-76	1	—	2	0	—	—	0	—	—	—	—	1	2	0	0	—	—	—	0	0.0
<b>TOTALS</b>	<b>51</b>	<b>—</b>	<b>1399</b>	<b>259</b>	<b>676</b>	<b>.383</b>	<b>134</b>	<b>174</b>	<b>.770</b>	<b>—</b>	<b>—</b>	<b>128</b>	<b>164</b>	<b>179</b>	<b>3</b>	<b>—</b>	<b>—</b>	<b>—</b>	<b>670</b>	<b>13.1</b>

## JORDAN, THOMAS

**Oklahoma State**  
Birthdate: May 23, 1968

**#55**  
Drafted: Undrafted (1993)

	G	GS	MIN	FG	FGA	PCT	FT	FTA	PCT	OFF	DEF	TOT	A	PF	D	ST	TO	BS	PTS	AVG
1992-93	4	0	106	18	41	.439	8	17	.471	5	14	19	3	14	0	3	12	5	44	11.0

## JORGENSEN, NOBLE

**Iowa; Westminster**  
Birthdate: May 18, 1925

**Drafted: N/A**

	G	GS	MIN	FG	FGA	PCT	FT	FTA	PCT	OFF	DEF	TOT	A	PF	D	ST	TO	BS	PTS	AVG
1950-51*	63	—	223	600	372	.182	265	687	—	—	—	338	91	237	7	—	—	—	628	10.0
1951-52	66	—	1318	190	460	.413	149	187	.797	—	—	288	63	190	8	—	—	—	529	8.0
1952-53	70	—	1355	145	436	.333	146	199	.734	—	—	236	76	247	2	—	—	—	436	6.2
<b>TOTALS</b>	<b>199</b>	<b>—</b>	<b>2673</b>	<b>558</b>	<b>1496</b>	<b>.373</b>	<b>477</b>	<b>651</b>	<b>.733</b>	<b>—</b>	<b>—</b>	<b>862</b>	<b>230</b>	<b>674</b>	<b>17</b>	<b>—</b>	<b>—</b>	<b>—</b>	<b>1593</b>	<b>8.0</b>

### NOBLE JORGENSEN PLAYOFFS



	G	GS	MIN	FG	FGA	PCT	FT	FTA	PCT	OFF	DEF	TOT	A	PF	D	ST	TO	BS	PTS	AVG
1950-51	7	—	—	18	43	.419	14	22	.636	—	—	21	7	19	0	—	—	—	50	7.1
1951-52	7	—	150	19	52	.365	23	31	.742	—	—	27	5	30	2	—	—	—	61	8.7
1952-53	2	—	44	5	9	.556	4	6	.667	—	—	10	3	11	1	—	—	—	14	7.0
<b>TOTALS</b>	<b>16</b>	<b>—</b>	<b>194</b>	<b>42</b>	<b>104</b>	<b>.404</b>	<b>41</b>	<b>59</b>	<b>.695</b>	<b>—</b>	<b>—</b>	<b>58</b>	<b>15</b>	<b>60</b>	<b>3</b>	<b>—</b>	<b>—</b>	<b>—</b>	<b>125</b>	<b>7.8</b>

**KAPONO, JASON**

UCLA  
 Birthdate: Feb. 4, 1981

#72  
 Drafted: 2003, 2nd round (31st overall) by Charlotte

HT: 6-8

WT: 215

	G	GS	MIN	FG	FGA	PCT	FT	FTA	PCT	OFF	DEF	TOT	A	PF	D	ST	TO	BS	PTS	AVG
2009-10	57	12	976	126	301	.419	9	15	.600	14	52	66	39	80	0	21	34	6	324	5.7
2010-11	24	2	112	7	28	.250	1	2	.500	3	8	11	4	4	0	2	2	1	16	0.7
<b>TOTALS</b>	<b>81</b>	<b>14</b>	<b>1088</b>	<b>133</b>	<b>329</b>	<b>.404</b>	<b>10</b>	<b>17</b>	<b>.588</b>	<b>17</b>	<b>60</b>	<b>77</b>	<b>43</b>	<b>84</b>	<b>0</b>	<b>23</b>	<b>36</b>	<b>7</b>	<b>340</b>	<b>4.2</b>

3-PT FG: 2009-10, 63-171 (.368); 2010-11, 1-8 (.125); TOTALS, 64-179 (.358)

**PLAYOFFS**

	G	GS	MIN	FG	FGA	PCT	FT	FTA	PCT	OFF	DEF	TOT	A	PF	D	ST	TO	BS	PTS	AVG
2010-11	INACTIVE - COACH'S DECISION																			

**KEARNS, TOM**

North Carolina  
 Birthdate: Oct. 6, 1936

#3  
 Drafted: 1958, 4th round (29th overall) by Syracuse

HT: 5-11

WT: 180

	G	GS	MIN	FG	FGA	PCT	FT	FTA	PCT	OFF	DEF	TOT	A	PF	D	ST	TO	BS	PTS	AVG
1958-59	1	—	7	1	1	1.000	0	0	---	—	—	0	0	1	0	—	—	—	2	2.0

**KENVILLE, BILLY**

St. Bonaventure  
 Birthdate: Dec. 1, 1930

#15  
 Drafted: 1953, by Syracuse

HT: 6-2

WT: 190

	G	GS	MIN	FG	FGA	PCT	FT	FTA	PCT	OFF	DEF	TOT	A	PF	D	ST	TO	BS	PTS	AVG
1953-54	72	—	1405	149	388	.384	136	182	.747	—	—	247	122	138	0	—	—	—	434	6.0
1954-55	70	—	1380	172	482	.357	154	201	.766	—	—	247	150	132	1	—	—	—	498	7.1
1955-56	72	—	1278	170	448	.379	195	257	.759	—	—	215	159	132	0	—	—	—	535	7.4
<b>TOTALS</b>	<b>214</b>	<b>—</b>	<b>4063</b>	<b>491</b>	<b>1318</b>	<b>.373</b>	<b>485</b>	<b>640</b>	<b>.758</b>	<b>—</b>	<b>—</b>	<b>709</b>	<b>431</b>	<b>402</b>	<b>1</b>	<b>—</b>	<b>—</b>	<b>—</b>	<b>1467</b>	<b>6.9</b>

**BILLY KENVILLE PLAYOFFS**

	G	GS	MIN	FG	FGA	PCT	FT	FTA	PCT	OFF	DEF	TOT	A	PF	D	ST	TO	BS	PTS	AVG
1953-54	13	—	374	36	74	.486	44	62	.710	—	—	48	25	46	1	—	—	—	116	8.9
1954-55	11	—	130	17	48	.354	36	49	.735	—	—	31	11	23	1	—	—	—	70	6.4
1955-56	8	—	128	16	45	.356	16	23	.696	—	—	17	14	21	0	—	—	—	48	6.0
<b>TOTALS</b>	<b>32</b>	<b>—</b>	<b>632</b>	<b>69</b>	<b>167</b>	<b>.413</b>	<b>96</b>	<b>134</b>	<b>.716</b>	<b>—</b>	<b>—</b>	<b>96</b>	<b>50</b>	<b>90</b>	<b>2</b>	<b>—</b>	<b>—</b>	<b>—</b>	<b>234</b>	<b>7.3</b>

**KERR, JOHN (RED)**

Illinois  
 Birthdate: July 17, 1932

#10  
 Drafted: 1954, by Syracuse

HT: 6-9

WT: 230

	G	GS	MIN	FG	FGA	PCT	FT	FTA	PCT	OFF	DEF	TOT	A	PF	D	ST	TO	BS	PTS	AVG
1954-55	72	—	1529	301	718	.419	152	223	.682	—	—	474	80	165	2	—	—	—	754	10.5
1955-56	72	—	2114	377	935	.403	207	316	.655	—	—	607	84	168	3	—	—	—	961	13.3
1956-57	72	—	2191	333	827	.403	225	313	.719	—	—	807	90	190	3	—	—	—	891	12.4
1957-58	72	—	2384	407	1020	.399	280	422	.664	—	—	963	88	197	4	—	—	—	1094	15.2
1958-59	72	—	2671	502	1139	.441	281	367	.766	—	—	1008	142	183	1	—	—	—	1285	17.8
1959-60	75	—	2372	436	1111	.392	233	310	.752	—	—	913	167	207	4	—	—	—	1105	14.7
1960-61	79	—	2676	419	1056	.397	218	299	.729	—	—	951	199	230	4	—	—	—	1056	13.4
1961-62	80	—	2768	541	1220	.443	222	302	.735	—	—	1176	243	272	7	—	—	—	1304	16.3
1962-63	80	—	2561	507	1069	.474	241	320	.753	—	—	1039	214	208	3	—	—	—	1255	15.7
1963-64	80	—	2938	536	1250	.429	268	357	.751	—	—	1017	275	187	2	—	—	—	1340	16.8
1964-65	80	—	1810	264	714	.370	126	181	.696	—	—	551	197	132	1	—	—	—	654	8.2
<b>TOTALS</b>	<b>834</b>	<b>—</b>	<b>26014</b>	<b>4623</b>	<b>11059</b>	<b>.418</b>	<b>2453</b>	<b>3410</b>	<b>.719</b>	<b>—</b>	<b>—</b>	<b>9506</b>	<b>1779</b>	<b>2139</b>	<b>34</b>	<b>—</b>	<b>—</b>	<b>—</b>	<b>11699</b>	<b>14.0</b>

**RED KERR PLAYOFFS**

	G	GS	MIN	FG	FGA	PCT	FT	FTA	PCT	OFF	DEF	TOT	A	PF	D	ST	TO	BS	PTS	AVG
1954-55	11	—	363	59	151	.391	34	61	.557	—	—	118	13	27	0	—	—	—	152	13.8
1955-56	8	—	213	37	77	.481	15	33	.455	—	—	68	19	23	0	—	—	—	89	11.1
1956-57	5	—	162	28	65	.431	20	29	.690	—	—	69	6	7	0	—	—	—	76	15.2
1957-58	3	—	116	18	55	.327	14	18	.778	—	—	61	3	5	0	—	—	—	50	16.7
1958-59	9	—	312	50	142	.352	30	33	.909	—	—	108	24	20	0	—	—	—	130	14.4
1959-60	3	—	104	15	51	.294	11	12	.917	—	—	25	9	9	0	—	—	—	41	13.7
1960-61	8	—	210	30	88	.341	16	23	.696	—	—	99	20	18	0	—	—	—	76	9.5
1961-62	5	—	193	41	109	.376	6	8	.750	—	—	80	10	15	0	—	—	—	88	17.6
1962-63	5	—	187	26	60	.433	16	21	.762	—	—	75	9	12	0	—	—	—	68	13.6
1963-64	5	—	185	40	83	.482	15	20	.750	—	—	69	16	12	0	—	—	—	95	19.0
1964-65	11	—	181	24	67	.358	15	21	.714	—	—	38	28	20	0	—	—	—	63	5.7
<b>TOTALS</b>	<b>73</b>	<b>—</b>	<b>2226</b>	<b>368</b>	<b>948</b>	<b>.388</b>	<b>192</b>	<b>279</b>	<b>.688</b>	<b>—</b>	<b>—</b>	<b>810</b>	<b>157</b>	<b>168</b>	<b>0</b>	<b>—</b>	<b>—</b>	<b>—</b>	<b>928</b>	<b>12.7</b>

**ALL-STAR GAME**

	G	GS	MIN	FG	FGA	PCT	FT	FTA	PCT	OFF	DEF	TOT	A	PF	D	ST	TO	BS	PTS	AVG
1956	1	0	16	2	4	.500	0	1	.000	—	—	8	0	—	—	—	—	—	4	—
1959	1	0	21	3	14	.214	1	2	.500	—	—	9	2	—	—	—	—	—	7	—
1963	1	0	11	0	4	.000	2	2	1.000	—	—	2	1	—	—	—	—	—	2	—
<b>TOTALS</b>	<b>3</b>	<b>0</b>	<b>48</b>	<b>5</b>	<b>22</b>	<b>.227</b>	<b>3</b>	<b>5</b>	<b>.600</b>	<b>—</b>	<b>—</b>	<b>19</b>	<b>3</b>	<b>—</b>	<b>—</b>	<b>—</b>	<b>—</b>	<b>—</b>	<b>13</b>	<b>4.3</b>

**KIDD, WARREN**

Middle Tennessee State  
 Birthdate: Sept. 9, 1970

#43  
 Drafted: Undrafted

HT: 6-9

WT: 235

	G	GS	MIN	FG	FGA	PCT	FT	FTA	PCT	OFF	DEF	TOT	A	PF	D	ST	TO	BS	PTS	AVG
--	---	----	-----	----	-----	-----	----	-----	-----	-----	-----	-----	---	----	---	----	----	----	-----	-----





	G	GS	MIN	FG	FGA	PCT	FT	FTA	PCT	OFF	DEF	TOT	A	PF	D	ST	TO	BS	PTS	AVG
1999-00	10	0	257	36	93	.387	10	17	.588	7	30	37	17	26	0	10	15	3	93	9.3
3-PT. FG: 1999-00, 11-34 (.324)																				

**LAMPLEY, JIM**

Arkansas Little Rock Birthdate: July 2, 1960 #11 Drafted: 1983, 5th round (102nd overall pick) by Dallas HT: 6-11 WT: 230

	G	GS	MIN	FG	FGA	PCT	FT	FTA	PCT	OFF	DEF	TOT	A	PF	D	ST	TO	BS	PTS	AVG
1986-87	1	0	16	1	3	.333	1	2	.500	1	4	5	0	0	0	1	1	0	3	3.0

**LANDRY, CARL**

Purdue Birthdate: September 19, 1983 #7 Drafted: 2007, 2nd round (31st overall) by Seattle HT: 6-9 WT: 248

	G	GS	MIN	FG	FGA	PCT	FT	FTA	PCT	OFF	DEF	TOT	A	PF	D	ST	TO	BS	PTS	AVG
2015-16	36	12	569	139	250	.556	67	91	.736	49	97	146	32	69	0	12	22	9	351	9.8
3-PT. FG: 2015-16, 6-13 (.462)																				

**LANG, ANDREW**

Arkansas Birthdate: June 28, 1966 #28 Drafted: 1988, 2nd round (28th overall) by Phoenix HT: 6-11 WT: 250

	G	GS	MIN	FG	FGA	PCT	FT	FTA	PCT	OFF	DEF	TOT	A	PF	D	ST	TO	BS	PTS	AVG
1992-93	73	59	1861	149	351	.425	87	114	.763	136	300	436	79	261	4	46	89	141	386	5.3
3-PT. FG: 1992-93, 1-5 (.200)																				

**LANG, ANTONIO**

Duke Birthdate: May 15, 1972 #41 Drafted: 1994, 2nd round (29th overall) by Phoenix HT: 6-8 WT: 230

	G	GS	MIN	FG	FGA	PCT	FT	FTA	PCT	OFF	DEF	TOT	A	PF	D	ST	TO	BS	PTS	AVG
1999-00	3	0	6	1	1	1.000	1	1	1.000	0	0	0	1	1	0	0	0	0	3	1.0

**LAVOY, BOB**

Western Kentucky Birthdate: June 29, 1926 Drafted: N/A HT: 6-7 WT: 185

	G	GS	MIN	FG	FGA	PCT	FT	FTA	PCT	OFF	DEF	TOT	A	PF	D	ST	TO	BS	PTS	AVG
1953-54*	68	—	1277	135	356	.379	94	129	.729	—	—	317	78	215	2	—	—	—	364	5.4

**PLAYOFFS**

	G	GS	MIN	FG	FGA	PCT	FT	FTA	PCT	OFF	DEF	TOT	A	PF	D	ST	TO	BS	PTS	AVG
1953-54	13	—	358	37	95	.389	44	55	.800	—	—	85	20	50	0	—	—	—	118	9.1

**LEAKS, MANNY**

Niagara Birthdate: Nov. 27, 1945 #26 Drafted: 1968, 2nd round (20th overall) by Detroit HT: 6-8 WT: 230

	G	GS	MIN	FG	FGA	PCT	FT	FTA	PCT	OFF	DEF	TOT	A	PF	D	ST	TO	BS	PTS	AVG
1972-73	82	63	2530	377	933	.404	144	200	.720	—	—	677	95	191	5	—	—	—	898	11.0

**LECKNER, ERIC**

Wyoming Birthdate: May 27, 1966 #45 Drafted: 1988, 1st round (17th overall) by Utah HT: 6-11 WT: 265

	G	GS	MIN	FG	FGA	PCT	FT	FTA	PCT	OFF	DEF	TOT	A	PF	D	ST	TO	BS	PTS	AVG
1993-94	71	36	1163	139	286	.486	84	130	.646	75	207	282	86	190	2	18	86	34	362	5.1
3-PT. FG: 1993-94, 0-2 (.000)																				

**LEE, CLYDE**

Vanderbilt Birthdate: Mar. 14, 1944 #34 Drafted: 1966, 1st round (3rd overall) by San Francisco HT: 6-10 WT: 215

	G	GS	MIN	FG	FGA	PCT	FT	FTA	PCT	OFF	DEF	TOT	A	PF	D	ST	TO	BS	PTS	AVG
1974-75	71	35	2279	164	391	.419	87	138	.630	264	423	687	97	260	9	29	—	16	415	5.8
1975-76	79	0	1421	123	282	.436	63	95	.663	164	289	453	59	188	0	23	—	27	309	3.9
<b>TOTALS</b>	<b>150</b>	<b>35</b>	<b>3700</b>	<b>287</b>	<b>673</b>	<b>.426</b>	<b>150</b>	<b>233</b>	<b>.644</b>	<b>428</b>	<b>712</b>	<b>1140</b>	<b>156</b>	<b>448</b>	<b>9</b>	<b>52</b>	<b>—</b>	<b>43</b>	<b>724</b>	<b>4.8</b>

**PLAYOFFS**

	G	GS	MIN	FG	FGA	PCT	FT	FTA	PCT	OFF	DEF	TOT	A	PF	D	ST	TO	BS	PTS	AVG
1975-76	3	—	53	4	6	.667	6	7	.857	4	12	16	6	11	0	6	—	9	17	5.7

**LEE, MALCOLM**

UCLA Birthdate: May 22, 1990 #11 Drafted: 2011, 2nd round (43rd overall) by Chicago HT: 6-3 WT: 200

	G	GS	MIN	FG	FGA	PCT	FT	FTA	PCT	OFF	DEF	TOT	A	PF	D	ST	TO	BS	PTS	AVG
2014-15	1	0	2	0	1	.000	0	0	---	0	0	0	0	0	0	0	0	0	0	0.0

**LEVANE, FUZZY**

St. John's (N.Y.) Birthdate: April 11, 1920 Drafted: N/A HT: 6-2 WT: 190

	G	GS	MIN	FG	FGA	PCT	FT	FTA	PCT	OFF	DEF	TOT	A	PF	D	ST	TO	BS	PTS	AVG
1949-50	60	—	—	139	418	.333	54	85	.635	—	—	—	156	106	—	—	—	—	332	5.5

**PLAYOFFS**

	G	GS	MIN	FG	FGA	PCT	FT	FTA	PCT	OFF	DEF	TOT	A	PF	D	ST	TO	BS	PTS	AVG
1949-50	9	—	—	13	37	.351	5	5	1.000	—	—	—	13	11	—	—	—	—	31	3.4

**LLOYD, EARL**

West Virginia State Birthdate: April 3, 1928 #11 Drafted: N/A HT: 6-6 WT: 220

	G	GS	MIN	FG	FGA	PCT	FT	FTA	PCT	OFF	DEF	TOT	A	PF	D	ST	TO	BS	PTS	AVG
1952-53	64	—	1806	156	453	.344	160	231	.693	—	—	444	64	241	6	—	—	—	472	7.4
1953-54	72	—	2206	249	666	.374	156	209	.746	—	—	529	115	303	12	—	—	—	654	9.1
1954-55	72	—	2212	286	784	.365	159	212	.750	—	—	553	151	283	4	—	—	—	731	10.2
1955-56	72	—	1837	213	636	.335	186	241	.772	—	—	492	116	267	6	—	—	—	612	8.5

# GENERAL INFORMATION

1956-57	72	—	1965	256	687	.373	134	179	.749	—	—	435	114	282	10	—	—	—	646	9.0
1957-58	61	—	1045	119	359	.331	79	106	.745	—	—	287	60	179	3	—	—	—	317	5.2
<b>TOTALS</b>	<b>413</b>	<b>—</b>	<b>11071</b>	<b>1279</b>	<b>3585</b>	<b>.357</b>	<b>874</b>	<b>1178</b>	<b>.742</b>	<b>—</b>	<b>—</b>	<b>2740</b>	<b>620</b>	<b>1555</b>	<b>41</b>	<b>—</b>	<b>—</b>	<b>—</b>	<b>3432</b>	<b>8.3</b>

## EARL LLOYD PLAYOFFS

	G	GS	MIN	FG	FGA	PCT	FT	FTA	PCT	OFF	DEF	TOT	A	PF	D	ST	TO	BS	PTS	AVG
1952-53	2	—	73	4	17	.235	7	10	.700	—	—	9	5	10	0	—	—	—	15	7.5
1953-54	10	—	260	25	73	.342	17	26	.654	—	—	57	20	34	0	—	—	—	67	6.7
1954-55	11	—	355	44	122	.361	39	52	.750	—	—	89	35	41	0	—	—	—	127	11.5
1955-56	8	—	172	26	81	.321	13	14	.929	—	—	43	7	37	1	—	—	—	65	8.1
1956-57	5	—	83	12	30	.400	7	11	.636	—	—	21	5	18	0	—	—	—	31	6.2
1957-58	3	—	32	5	14	.357	0	0	---	—	—	8	0	8	0	—	—	—	10	3.3
<b>TOTALS</b>	<b>39</b>	<b>—</b>	<b>975</b>	<b>116</b>	<b>337</b>	<b>.344</b>	<b>83</b>	<b>113</b>	<b>.735</b>	<b>—</b>	<b>—</b>	<b>227</b>	<b>72</b>	<b>148</b>	<b>1</b>	<b>—</b>	<b>—</b>	<b>—</b>	<b>315</b>	<b>8.1</b>

## LLOYD, LEWIS

Drake  
Birthdate: Feb. 22, 1959

#30  
Drafted: 1981, 4th round (76th overall) by Golden State

HT: 6-6

WT: 205

	G	GS	MIN	FG	FGA	PCT	FT	FTA	PCT	OFF	DEF	TOT	A	PF	D	ST	TO	BS	PTS	AVG
1989-90	2	0	10	1	2	.500	0	0	---	0	0	0	0	3	0	0	4	0	2	1.0

## LOCHMUELLER, BOB

Louisville  
Birthdate: June 5, 1927

Drafted: N/A

HT: 6-6

WT: 185

	G	GS	MIN	FG	FGA	PCT	FT	FTA	PCT	OFF	DEF	TOT	A	PF	D	ST	TO	BS	PTS	AVG
1952-53	62	—	802	79	245	.322	74	122	.607	—	—	162	47	143	1	—	—	—	232	3.7

## PLAYOFFS

	G	GS	MIN	FG	FGA	PCT	FT	FTA	PCT	OFF	DEF	TOT	A	PF	D	ST	TO	BS	PTS	AVG
1952-53	2	—	21	2	10	.200	1	4	.250	—	—	5	2	12	2	—	—	—	5	2.5

## LOFGAN, ED

Grant Tech; San Francisco  
Birthdate: Nov. 18, 1928

Drafted: N/A

HT: 6-5

WT: 200

	G	GS	MIN	FG	FGA	PCT	FT	FTA	PCT	OFF	DEF	TOT	A	PF	D	ST	TO	BS	PTS	AVG
1950-51*	61	—	—	79	270	.293	79	127	.622	—	—	157	36	132	4	—	—	—	237	3.9

## LONG, ART

Cincinnati  
Birthdate: Oct. 1, 1972

#35  
Drafted: Undrafted

HT: 6-9

WT: 250

	G	GS	MIN	FG	FGA	PCT	FT	FTA	PCT	OFF	DEF	TOT	A	PF	D	ST	TO	BS	PTS	AVG
2002-03	19	0	131	19	50	.380	1	5	.200	13	27	40	2	22	0	2	9	8	40	2.1

3 PT. FG: 2002-03, 1-1 (1.000)

## LONG, SHAWN

Louisiana at Lafayette  
Birthdate: Jan. 29, 1993

#36  
Drafted: Undrafted

HT: 6-9

WT: 255

	G	GS	MIN	FG	FGA	PCT	FT	FTA	PCT	OFF	DEF	TOT	A	PF	D	ST	TO	BS	PTS	AVG
2016-17	18	0	234	61	109	.560	19	35	.543	41	44	85	13	49	0	9	13	9	148	8.2

3 PT. FG: 2016-17, 7-19 (.368)

## LOUGHERY, KEVIN

St. John's '62  
Birthdate: Mar. 28, 1940

#22  
Drafted: 1962, 2nd round (11th overall) by Detroit

HT: 6-3

WT: 190

	G	GS	MIN	FG	FGA	PCT	FT	FTA	PCT	OFF	DEF	TOT	A	PF	D	ST	TO	BS	PTS	AVG
1971-72	74	29	1829	337	792	.426	258	312	.827	—	—	178	188	208	3	—	—	—	932	12.6
1972-73	32	21	955	169	427	.396	107	130	.823	—	—	113	148	104	0	—	—	—	445	13.9
<b>TOTALS</b>	<b>106</b>	<b>50</b>	<b>2784</b>	<b>506</b>	<b>1219</b>	<b>.415</b>	<b>365</b>	<b>442</b>	<b>.826</b>	<b>—</b>	<b>—</b>	<b>291</b>	<b>336</b>	<b>312</b>	<b>3</b>	<b>—</b>	<b>—</b>	<b>—</b>	<b>1377</b>	<b>13.0</b>

## LUWAWU, TIMOTHE

France  
Birthdate: May 9, 1995

#20  
Drafted: 2016, 1st round (24th overall) by Philadelphia

HT: 6-6

WT: 205

	G	GS	MIN	FG	FGA	PCT	FT	FTA	PCT	OFF	DEF	TOT	A	PF	D	ST	TO	BS	PTS	AVG
2016-17	69	19	1190	145	361	.402	105	123	.854	25	124	149	75	154	2	32	73	10	445	6.4

3 PT. FG: 2016-17, 50-161 (.311)

## LYNCH, GEORGE

North Carolina  
Birthdate: Sept. 3, 1970

#9  
Drafted: 1993, 1st round (12th overall) by LA Lakers

HT: 6-8

WT: 230

	G	GS	MIN	FG	FGA	PCT	FT	FTA	PCT	OFF	DEF	TOT	A	PF	D	ST	TO	BS	PTS	AVG
1998-99	43	43	1315	147	349	.421	53	84	.631	110	169	279	76	142	2	85	79	22	356	8.3
1999-00	75	75	2416	297	644	.461	113	183	.617	216	366	582	136	231	2	119	120	38	722	9.6
2000-01	82	80	2649	274	616	.445	123	171	.719	200	390	590	139	222	2	99	109	30	686	8.4
<b>TOTALS</b>	<b>200</b>	<b>198</b>	<b>6380</b>	<b>718</b>	<b>1609</b>	<b>.446</b>	<b>289</b>	<b>438</b>	<b>.660</b>	<b>526</b>	<b>925</b>	<b>1451</b>	<b>351</b>	<b>595</b>	<b>6</b>	<b>303</b>	<b>308</b>	<b>90</b>	<b>1764</b>	<b>8.8</b>

3-PT. FG: 1998-99, 9-23 (.391); 1999-00, 15-36 (.417); 2000-01, 15-57 (.263); TOTALS, 39-116 (.336)





**PLAYOFFS**

	G	GS	MIN	FG	FGA	PCT	FT	FTA	PCT	OFF	DEF	TOT	A	PF	D	ST	TO	BS	PTS	AVG
1998-99	8	6	249	29	65	.446	12	17	.706	28	25	53	16	30	1	18	13	2	72	9.0
1999-00	10	10	293	22	65	.338	14	18	.778	26	45	71	14	33	1	9	8	5	59	5.9
2000-01	10	8	222	24	0	.480	9	14	.643	20	31	51	12	30	0	13	13	2	57	5.7
<b>TOTALS</b>	<b>40</b>	<b>24</b>	<b>915</b>	<b>92</b>	<b>216</b>	<b>.426</b>	<b>48</b>	<b>59</b>	<b>.814</b>	<b>87</b>	<b>121</b>	<b>208</b>	<b>50</b>	<b>119</b>	<b>2</b>	<b>48</b>	<b>45</b>	<b>9</b>	<b>236</b>	<b>5.9</b>

3-PT. FG: 1998-99, 2-6 (.333); 1999-00, 1-7 (.143); 2000-01, 0-1 (.000); TOTALS, 3-14 (.214)

**MacCULLOCH, TODD**

Washington  
Birthdate: Jan. 27, 1976

#50  
Drafted: 1999, 2nd round (47th overall) by 76ers

	G	GS	MIN	FG	FGA	PCT	FT	FTA	PCT	OFF	DEF	TOT	A	PF	D	ST	TO	BS	PTS	AVG
1999-00	56	6	528	89	161	.553	28	54	.519	48	98	146	13	94	0	11	26	37	206	3.7
2000-01	63	3	597	109	185	.589	42	66	.636	69	99	168	10	96	0	7	27	19	260	4.1
2002-03	42	35	812	123	238	.517	53	79	.671	66	130	196	20	107	0	19	32	35	299	7.1
2003-04	INJURED LIST - FOOT NEUROPATHY																			
<b>TOTALS</b>	<b>161</b>	<b>44</b>	<b>1937</b>	<b>321</b>	<b>584</b>	<b>.550</b>	<b>123</b>	<b>199</b>	<b>.618</b>	<b>183</b>	<b>327</b>	<b>510</b>	<b>43</b>	<b>297</b>	<b>0</b>	<b>37</b>	<b>85</b>	<b>91</b>	<b>765</b>	<b>4.8</b>

3-PT. FG: 1999-00, 2-4 (.500); 2000-01, 0-0 (---); 2002-03, 0-0 (---); TOTALS, 2-4 (.500)

**PLAYOFFS**

	G	GS	MIN	FG	FGA	PCT	FT	FTA	PCT	OFF	DEF	TOT	A	PF	D	ST	TO	BS	PTS	AVG
1999-00	5	0	24	2	3	.667	4	6	.667	3	6	9	0	2	0	0	0	0	8	1.6
2000-01	18	0	109	24	38	.632	8	10	.800	17	12	29	4	14	0	0	4	3	56	3.1
<b>TOTALS</b>	<b>23</b>	<b>0</b>	<b>133</b>	<b>26</b>	<b>41</b>	<b>.634</b>	<b>12</b>	<b>16</b>	<b>.750</b>	<b>20</b>	<b>18</b>	<b>38</b>	<b>4</b>	<b>16</b>	<b>0</b>	<b>0</b>	<b>4</b>	<b>3</b>	<b>64</b>	<b>2.8</b>

3-PT. FG: 1999-00, 0-2 (.000); 2000-01, 0-0 (---); TOTALS, 0-2 (.000)

**MACK, SHELVIN**

Butler  
Birthdate: Apr. 22 1989

#14  
Drafted: 2011, 2nd round (34th overall) by Washington

	G	GS	MIN	FG	FGA	PCT	FT	FTA	PCT	OFF	DEF	TOT	A	PF	D	ST	TO	BS	PTS	AVG
2012-13	4	0	7	1	2	.500	0	0	---	0	0	0	1	1	0	0	2	0	2	0.5

3-PT. FG: 2012-13, 0-1, (.000)

**MACKNOWSKI, JOHNNY**

Seton Hall  
Birthdate: Jan. 7, 1923

Drafted: N/A

	G	GS	MIN	FG	FGA	PCT	FT	FTA	PCT	OFF	DEF	TOT	A	PF	D	ST	TO	BS	PTS	AVG
1949-50	59	—	—	154	463	.333	131	178	.736	—	—	65	128	—	—	—	—	—	439	7.4
1950-51	58	—	—	131	435	.301	122	170	.718	—	—	110	69	134	3	—	—	—	384	6.6
<b>TOTALS</b>	<b>117</b>	<b>—</b>	<b>—</b>	<b>285</b>	<b>898</b>	<b>.317</b>	<b>253</b>	<b>348</b>	<b>.727</b>	<b>—</b>	<b>—</b>	<b>110</b>	<b>134</b>	<b>262</b>	<b>3</b>	<b>—</b>	<b>—</b>	<b>—</b>	<b>823</b>	<b>7.0</b>

**PLAYOFFS**

	G	GS	MIN	FG	FGA	PCT	FT	FTA	PCT	OFF	DEF	TOT	A	PF	D	ST	TO	BS	PTS	AVG
1949-50	11	—	—	39	100	.390	39	51	.765	—	—	—	21	18	—	—	—	—	117	10.6
1950-51	2	—	—	6	13	.462	1	3	.333	—	—	7	4	5	0	—	—	—	13	6.5
<b>TOTALS</b>	<b>13</b>	<b>—</b>	<b>—</b>	<b>45</b>	<b>113</b>	<b>.398</b>	<b>40</b>	<b>54</b>	<b>.741</b>	<b>—</b>	<b>—</b>	<b>7</b>	<b>25</b>	<b>23</b>	<b>0</b>	<b>—</b>	<b>—</b>	<b>—</b>	<b>130</b>	<b>10.0</b>

**MacLEAN, DON**

UCLA  
Birthdate: Jan. 16, 1970

#25  
Drafted: 1992, 1st round (19th overall) by Detroit

	G	GS	MIN	FG	FGA	PCT	FT	FTA	PCT	OFF	DEF	TOT	A	PF	D	ST	TO	BS	PTS	AVG
1996-97	37	2	733	163	365	.447	64	97	.660	41	99	140	37	71	0	12	47	10	402	10.9

3-PT. FG: 1996-97, 12-38 (.316)

**MAHORN, RICK**

Hampton  
Birthdate: Sept. 21, 1958

#44 & #4  
Drafted: 1980, 2nd round (35th overall) by Washington

	G	GS	MIN	FG	FGA	PCT	FT	FTA	PCT	OFF	DEF	TOT	A	PF	D	ST	TO	BS	PTS	AVG
1989-90	75	66	2271	313	630	.497	183	256	.715	167	401	568	98	251	2	44	104	103	811	10.8
1990-91	80	74	2439	261	559	.467	189	240	.788	151	470	621	118	276	6	79	127	56	711	8.9
1998-99	16	0	127	5	18	.278	3	8	.375	7	16	23	2	22	0	5	6	1	13	0.8
<b>TOTALS</b>	<b>171</b>	<b>140</b>	<b>4837</b>	<b>579</b>	<b>1207</b>	<b>.479</b>	<b>375</b>	<b>504</b>	<b>.744</b>	<b>325</b>	<b>887</b>	<b>1212</b>	<b>218</b>	<b>549</b>	<b>8</b>	<b>128</b>	<b>237</b>	<b>160</b>	<b>1535</b>	<b>8.9</b>

3-PT. FG: 1989-90, 2-9 (.222); 1990-91, 0-9 (.000); 1998-99, 0-0 (---); TOTALS, 2-18 (.111)

**PLAYOFFS**

	G	GS	MIN	FG	FGA	PCT	FT	FTA	PCT	OFF	DEF	TOT	A	PF	D	ST	TO	BS	PTS	AVG
1989-90	10	10	342	37	86	.430	20	26	.769	18	52	70	10	41	1	7	13	8	94	9.4
1990-91	8	8	208	20	36	.556	11	14	.786	7	35	42	14	25	0	2	8	4	51	6.4
1998-99	5	0	29	2	6	.333	1	2	.500	2	6	8	1	6	0	1	1	0	5	1.0
<b>TOTALS</b>	<b>23</b>	<b>18</b>	<b>579</b>	<b>59</b>	<b>128</b>	<b>.461</b>	<b>32</b>	<b>42</b>	<b>.762</b>	<b>27</b>	<b>93</b>	<b>120</b>	<b>25</b>	<b>72</b>	<b>1</b>	<b>10</b>	<b>22</b>	<b>12</b>	<b>150</b>	<b>6.5</b>

3-PT. FG: 1989-90, 0-1 (.000)

**MALONE, JEFF**

Mississippi State  
Birthdate: June 28, 1961

#25  
Drafted: 1983, 1st round (10th overall) by Washington

	G	GS	MIN	FG	FGA	PCT	FT	FTA	PCT	OFF	DEF	TOT	A	PF	D	ST	TO	BS	PTS	AVG
1993-94	27	23	903	187	389	.481	76	94	.809	23	61	84	59	46	0	14	28	0	454	16.8
1994-95	19	19	660	144	284	.507	51	59	.864	11	44	55	29	35	0	15	29	0	350	18.4
1995-96	25	3	407	63	160	.394	24	26	.923	8	24	32	19	19	0	13	19	0	155	6.2
<b>TOTALS</b>	<b>61</b>	<b>45</b>	<b>1970</b>	<b>394</b>	<b>833</b>	<b>.473</b>	<b>151</b>	<b>179</b>	<b>.844</b>	<b>42</b>	<b>129</b>	<b>171</b>	<b>107</b>	<b>100</b>	<b>0</b>	<b>42</b>	<b>76</b>	<b>0</b>	<b>959</b>	<b>15.7</b>

# GENERAL INFORMATION

3-PT. FG: 1993-94, 4-6 (.667); 1994-95, 11-28 (.393); 1995-96, 5-16 (.313); TOTALS, 20-50 (.400)

## MALONE, MOSES

**Petersburg H.S. (VA)**  
Birthdate: Mar 23, 1955

**#2**  
Drafted: 1976, by Portland in ABA Dispersal (5th pick)

**HT: 6-10**

**WT: 255**

	G	GS	MIN	FG	FGA	PCT	FT	FTA	PCT	OFF	DEF	TOT	A	PF	D	ST	TO	BS	PTS	AVG
1982-83	78	78	2922	654	1305	.501	600	788	.761	445	749	1194	101	206	0	89	264	157	1908	24.5
1983-84	71	71	2613	532	1101	.483	545	727	.750	352	598	950	96	188	0	71	250	110	1609	22.7
1984-85	79	79	2957	602	1284	.469	737	904	.815	385	646	1031	130	216	0	67	286	123	1941	24.6
1985-86	74	74	2706	571	1246	.458	617	784	.787	339	533	872	90	194	0	67	261	71	1759	23.8
1993-94	55	0	618	102	232	.440	90	117	.769	106	120	226	34	52	0	11	59	17	294	5.3
<b>TOTALS</b>	<b>357</b>	<b>302</b>	<b>11816</b>	<b>2461</b>	<b>5168</b>	<b>.476</b>	<b>2589</b>	<b>3320</b>	<b>.780</b>	<b>1627</b>	<b>2646</b>	<b>4273</b>	<b>451</b>	<b>856</b>	<b>0</b>	<b>305</b>	<b>1120</b>	<b>478</b>	<b>7511</b>	<b>21.0</b>

3-PT. FG: 1982-83, 0-1 (.000); 1983-84, 0-4 (.000); 1984-85, 0-2 (.000); 1985-86, 0-1 (.000); 1993-94, 0-1 (.000); TOTALS, 0-9 (.000)

### PLAYOFFS

	G	GS	MIN	FG	FGA	PCT	FT	FTA	PCT	OFF	DEF	TOT	A	PF	D	ST	TO	BS	PTS	AVG
1982-83	13	13	524	126	235	.536	86	120	.717	70	136	206	20	40	0	1	40	25	338	26.0
1983-84	5	5	212	38	83	.458	31	32	.969	20	49	69	7	15	0	3	21	11	107	21.4
1984-85	13	13	505	90	212	.425	82	103	.796	36	102	138	24	39	0	17	23	22	262	20.2
<b>TOTALS</b>	<b>31</b>	<b>31</b>	<b>1241</b>	<b>254</b>	<b>530</b>	<b>.479</b>	<b>199</b>	<b>255</b>	<b>.780</b>	<b>126</b>	<b>287</b>	<b>413</b>	<b>51</b>	<b>94</b>	<b>0</b>	<b>21</b>	<b>84</b>	<b>58</b>	<b>707</b>	<b>22.8</b>

### MOSES MALONE ALL-STAR GAME

	G	GS	MIN	FG	FGA	PCT	FT	FTA	PCT	OFF	DEF	TOT	A	PF	D	ST	TO	BS	PTS	AVG
1983	1	1	24	3	8	.375	4	6	.667	2	6	8	3	1	0	0	1	1	10	—
1984	SELECTED BUT DNP DUE TO INJURY																			
1985	1	1	33	2	10	.200	3	6	.500	5	7	12	1	4	0	0	3	0	7	—
1986	1	1	34	5	12	.417	6	9	.667	5	8	13	0	4	0	1	1	0	16	—
<b>TOTALS</b>	<b>3</b>	<b>3</b>	<b>91</b>	<b>10</b>	<b>30</b>	<b>.333</b>	<b>13</b>	<b>21</b>	<b>.619</b>	<b>12</b>	<b>21</b>	<b>33</b>	<b>4</b>	<b>9</b>	<b>0</b>	<b>1</b>	<b>5</b>	<b>1</b>	<b>33</b>	<b>11.0</b>

## MARSHALL, DONYELL

**Connecticut**  
Birthdate: May 18, 1973

**#8**  
Drafted: 1994, 1st round (4th overall) by Minnesota

**HT: 6-9**

**WT: 230**

	G	GS	MIN	FG	FGA	PCT	FT	FTA	PCT	OFF	DEF	TOT	A	PF	D	ST	TO	BS	PTS	AVG
2008-09	25	0	189	33	73	.452	3	6	.500	6	34	40	15	24	0	4	6	5	94	3.8

3-PT. FG: 2008-09, 25-55 (.455)

### PLAYOFFS

	G	GS	MIN	FG	FGA	PCT	FT	FTA	PCT	OFF	DEF	TOT	A	PF	D	ST	TO	BS	PTS	AVG
2008-09	6	0	50	6	16	.375	0	0	—	0	7	7	0	9	0	1	2	1	16	2.7

3-PT. FG: 2008-09, 4-11 (.364)

## MARSHALL, KENDALL

**North Carolina**  
Birthdate: Aug. 19, 1991

**#5**  
Drafted: 2012, 1st round (13th overall) by Phoenix

**HT: 6-4**

**WT: 200**

	G	GS	MIN	FG	FGA	PCT	FT	FTA	PCT	OFF	DEF	TOT	A	PF	D	ST	TO	BS	PTS	AVG
2015-16	30	6	400	43	118	.364	9	13	.692	2	26	28	73	30	0	16	43	2	111	3.7

3-PT. FG: 2015-16, 16-49 (.327)

## MASINO, AL Canisius

**HT: 5-11WT: 175**

**Birthdate: Feb. 5, 1928Drafted: N/A**

	G	GS	MIN	FG	FGA	PCT	FT	FTA	PCT	OFF	DEF	TOT	A	PF	D	ST	TO	BS	PTS	AVG
1953-54*	27	—	181	26	62	.419	30	49	.612	—	—	28	22	44	0	—	—	—	82	3.0

### PLAYOFFS

	G	GS	MIN	FG	FGA	PCT	FT	FTA	PCT	OFF	DEF	TOT	A	PF	D	ST	TO	BS	PTS	AVG
1953-54	13	—	96	7	20	.350	7	15	.467	—	—	6	7	23	0	—	—	—	21	1.6

## MASSENBURG, TONY

**Maryland**  
Birthdate: July 31, 1967

**#30**  
Drafted: 1990, 2nd round (43rd overall) by San Antonio

**HT: 6-9**

**WT: 245**

	G	GS	MIN	FG	FGA	PCT	FT	FTA	PCT	OFF	DEF	TOT	A	PF	D	ST	TO	BS	PTS	AVG
1995-96	30	8	804	114	236	.483	68	92	.739	75	111	186	12	73	0	15	38	11	296	9.9

3-PT. FG: 1995-96, 0-3 (.000)

## MATTHEWS, WES

**Wisconsin**  
Birthdate: Aug. 24, 1959

**#1**  
Drafted: 1980, 1st round (14th overall) by Washington

**HT: 6-1**

**WT: 170**

	G	GS	MIN	FG	FGA	PCT	FT	FTA	PCT	OFF	DEF	TOT	A	PF	D	ST	TO	BS	PTS	AVG
1983-84	14	5	292	45	101	.446	9	14	.643	6	17	23	62	32	0	11	30	2	100	7.1

3-PT. FG: 1983-84, 1-7 (.143)

### PLAYOFFS

	G	GS	MIN	FG	FGA	PCT	FT	FTA	PCT	OFF	DEF	TOT	A	PF	D	ST	TO	BS	PTS	AVG
1983-84	4	—	23	4	8	.500	1	2	.500	0	0	0	4	4	0	1	4	0	10	2.5

## MAXWELL, VERNON

**Florida**  
Birthdate: Sept. 12, 1965

**#11**  
Drafted: 1988, 2nd round (47th overall) by Denver

**HT: 6-4**

**WT: 190**

	G	GS	MIN	FG	FGA	PCT	FT	FTA	PCT	OFF	DEF	TOT	A	PF	D	ST	TO	BS	PTS	AVG
1995-96	75	57	2467	410	1052	.390	251	332	.756	39	190	229	330	182	1	96	215	12	1217	16.2
2000-01	24	6	375	42	125	.336	15	22	.682	3	34	37	29	33	0	12	18	0	120	5.0



TOTALS 99 63 2842 452 1177 .384 266 354 .751 42 224 266 359 215 1 108 233 12 1337 13.5  
 3-PT. FG: 1995-96, 146-460 (.317); 2000-01, 21-64 (.328); TOTALS, 167-524 (.319)

**MAY, DON**

Dayton Birthdate: Jan. 3, 1946 #34 Drafted: 1968, 3rd round (30th overall) by New York HT: 6-4 WT: 220

	G	GS	MIN	FG	FGA	PCT	FT	FTA	PCT	OFF	DEF	TOT	A	PF	D	ST	TO	BS	PTS	AVG
1972-73	26	0	602	128	290	.441	53	62	.855	—	—	143	43	80	1	—	—	—	309	11.9
1973-74	56	5	812	152	367	.414	89	102	.873	25	111	136	63	137	0	25	—	8	393	7.0
<b>TOTALS</b>	<b>82</b>	<b>5</b>	<b>1414</b>	<b>280</b>	<b>657</b>	<b>.426</b>	<b>142</b>	<b>164</b>	<b>.866</b>	<b>25</b>	<b>111</b>	<b>279</b>	<b>106</b>	<b>217</b>	<b>1</b>	<b>25</b>	<b>—</b>	<b>8</b>	<b>702</b>	<b>8.6</b>

**MAYES, THARON**

Florida State Birthdate: Sept. 9, 1968 #25 Drafted: Undrafted HT: 6-3 WT: 175

	G	GS	MIN	FG	FGA	PCT	FT	FTA	PCT	OFF	DEF	TOT	A	PF	D	ST	TO	BS	PTS	AVG
1991-92	21	0	215	28	94	.298	20	30	.667	3	12	15	32	32	0	14	28	1	90	4.3
3-PT. FG: 1991-92, 14-39 (.359)																				

**MAYNOR, ERIC**

Virginia Commonwealth Birthdate: June 11, 1987 #11 Drafted: 2009, 1st round (20th overall) by Utah HT: 6-3 WT: 175

	G	GS	MIN	FG	FGA	PCT	FT	FTA	PCT	OFF	DEF	TOT	A	PF	D	ST	TO	BS	PTS	AVG
2013-14	8	0	112	11	29	.379	4	8	.500	2	13	15	12	4	0	4	12	2	30	3.8
3-PT. FG: 2013-14, 4-12 (.333)																				

**MBAH A MOUTE, LUC**

UCLA Birthdate: Sep. 9, 1986 #12 Drafted: 2008, 2nd round (37th overall) by Milwaukee HT: 6-8 WT: 230

	G	GS	MIN	FG	FGA	PCT	FT	FTA	PCT	OFF	DEF	TOT	A	PF	D	ST	TO	BS	PTS	AVG
2014-15	67	61	1916	251	636	.395	96	163	.589	82	246	328	106	104	0	81	99	21	660	9.9
3-PT. FG: 2014-15, 62-202 (.307)																				

**McADOO, BOB**

North Carolina Birthdate: Sept. 25, 1951 #11 Drafted: 1972, 1st round (2nd overall) by Buffalo HT: 6-9 WT: 210

	G	GS	MIN	FG	FGA	PCT	FT	FTA	PCT	OFF	DEF	TOT	A	PF	D	ST	TO	BS	PTS	AVG
1985-86	29	0	609	116	251	.462	62	81	.765	25	78	103	35	64	0	10	49	18	294	10.1

**BOB McADOO PLAYOFFS**

	G	GS	MIN	FG	FGA	PCT	FT	FTA	PCT	OFF	DEF	TOT	A	PF	D	ST	TO	BS	PTS	AVG
1985-86	5	—	73	20	36	.556	14	16	.875	8	6	14	2	13	0	4	2	5	54	10.8

**McCASKILL, AMAL**

Marquette Birthdate: Oct. 28, 1973 #00 Drafted: 1996, 2nd round (49th overall) by Orlando HT: 6-11 WT: 235

	G	GS	MIN	FG	FGA	PCT	FT	FTA	PCT	OFF	DEF	TOT	A	PF	D	ST	TO	BS	PTS	AVG
2003-04	59	3	636	47	117	.402	19	27	.704	48	85	113	20	89	0	12	25	20	113	1.9
3-PT. FG: 2003-04, 0-1 (.000)																				

**McCLAIN, TED**

Tennessee State Birthdate: Aug. 30, 1947 #12 Entered NBA with N.J. Nets From ABA 1976 HT: 6-2 WT: 190

	G	GS	MIN	FG	FGA	PCT	FT	FTA	PCT	OFF	DEF	TOT	A	PF	D	ST	TO	BS	PTS	AVG
1977-78	29	0	293	42	96	.438	7	10	.700	9	28	37	34	36	0	16	22	4	91	3.1

**PLAYOFFS**

	G	GS	MIN	FG	FGA	PCT	FT	FTA	PCT	OFF	DEF	TOT	A	PF	D	ST	TO	BS	PTS	AVG
1977-78	5	0	31	3	10	.300	0	0	---	2	4	6	10	4	0	5	5	0	6	1.2

**McCONNELL, T.J.**

Arizona Birthdate: Mar. 25, 1992 #12 Drafted: Undrafted HT: 6-2 WT: 200

	G	GS	MIN	FG	FGA	PCT	FT	FTA	PCT	OFF	DEF	TOT	A	PF	D	ST	TO	BS	PTS	AVG
2015-16	81	17	1606	218	464	.470	26	41	.634	43	207	250	367	114	0	95	140	10	493	6.1
2016-17	81	51	2133	236	512	.461	73	90	.811	39	212	251	534	139	0	134	159	10	556	6.1
<b>TOTALS</b>	<b>162</b>	<b>68</b>	<b>3739</b>	<b>454</b>	<b>976</b>	<b>.465</b>	<b>99</b>	<b>131</b>	<b>.756</b>	<b>82</b>	<b>419</b>	<b>501</b>	<b>901</b>	<b>253</b>	<b>0</b>	<b>229</b>	<b>299</b>	<b>20</b>	<b>1049</b>	<b>6.5</b>
3-PT. FG: 2015-16, 31-89 (.348); 2016-17, 11-55 (.200); TOTALS, 42-144 (.292)																				

**McCORMICK, TIM**

Michigan Birthdate: Mar. 10, 1962 #40 Drafted: 1984, 1st round (12th overall) by Cleveland HT: 6-11 WT: 240

	G	GS	MIN	FG	FGA	PCT	FT	FTA	PCT	OFF	DEF	TOT	A	PF	D	ST	TO	BS	PTS	AVG
1986-87	81	79	2817	391	718	.545	251	349	.719	180	431	611	114	270	4	36	153	64	1033	12.8
1987-88	23	17	601	71	138	.514	37	53	.698	49	95	144	26	75	1	14	35	8	179	7.8
<b>TOTALS</b>	<b>104</b>	<b>96</b>	<b>3418</b>	<b>462</b>	<b>856</b>	<b>.540</b>	<b>288</b>	<b>402</b>	<b>.716</b>	<b>229</b>	<b>526</b>	<b>755</b>	<b>140</b>	<b>345</b>	<b>5</b>	<b>50</b>	<b>188</b>	<b>72</b>	<b>1212</b>	<b>11.7</b>

**PLAYOFFS**

	G	GS	MIN	FG	FGA	PCT	FT	FTA	PCT	OFF	DEF	TOT	A	PF	D	ST	TO	BS	PTS	AVG
1986-87	5	—	121	12	24	.500	4	4	1.000	7	7	14	6	19	0	1	7	2	28	5.6

**McDANIELS, K.J.**

Clemson #14 HT: 6-6 WT: 200

# GENERAL INFORMATION

Birthdate: Feb. 9, 1993

Drafted: 2014, 2nd round (32nd overall) by Philadelphia

	G	GS	MIN	FG	FGA	PCT	FT	FTA	PCT	OFF	DEF	TOT	A	PF	D	ST	TO	BS	PTS	AVG
2014-15	52	15	1319	167	419	.399	99	131	.756	64	131	195	70	121	0	44	104	68	476	9.2
3-PT. FG: 2014-15, 43-147 (.293)																				

## McGEE, JAVALE

Nevada Birthdate: Jan. 19, 1988

#1 Drafted: 2008, 1st round (18th overall) by Washington

	G	GS	MIN	FG	FGA	PCT	FT	FTA	PCT	OFF	DEF	TOT	A	PF	D	ST	TO	BS	PTS	AVG
2014-15	6	0	61	8	18	.444	2	4	.500	4	9	13	2	2	0	0	5	1	18	3.0

## McFARLIN, IVAN

Oklahoma St. Birthdate: April 26, 1982

#31 Drafted: Undrafted HT: 6-8 WT: 240

	G	GS	MIN	FG	FGA	PCT	FT	FTA	PCT	OFF	DEF	TOT	A	PF	D	ST	TO	BS	PTS	AVG
2006-07	11	0	41	5	13	.385	5	7	.714	7	4	11	1	8	0	0	1	0	15	1.4
3-PT. FG: 2006-07, 0-1 (.000)																				

## McGINNIS, GEORGE

Indiana Birthdate: Aug. 12, 1950

#30 Drafted: 1973, 2nd round (22nd overall) by 76ers HT: 6-8 WT: 235

	G	GS	MIN	FG	FGA	PCT	FT	FTA	PCT	OFF	DEF	TOT	A	PF	D	ST	TO	BS	PTS	AVG
1975-76	77	77	2946	647	1552	.417	475	642	.740	260	707	967	359	334	13	198	—	41	1769	23.0
1976-77	79	78	2769	659	1439	.458	372	546	.681	324	587	911	302	299	4	163	—	37	1690	21.4
1977-78	78	76	2533	588	1270	.463	411	574	.716	282	528	810	294	287	6	137	312	27	1587	20.3
TOTALS	234	231	8248	1894	4261	.444	1258	1762	.714	866	1822	2688	955	920	23	498	312	105	5046	21.6

### PLAYOFFS

	G	GS	MIN	FG	FGA	PCT	FT	FTA	PCT	OFF	DEF	TOT	A	PF	D	ST	TO	BS	PTS	AVG
1975-76	3	—	120	29	61	.475	11	18	.611	9	32	41	12	14	1	1	—	4	69	23.0
1976-77	19	—	603	102	273	.374	65	114	.570	62	136	198	69	83	2	23	—	6	269	14.2
1977-78	10	—	273	53	125	.424	41	49	.837	24	54	78	30	40	1	15	38	1	147	14.7
TOTALS	32	—	996	184	459	.401	117	181	.646	95	222	317	111	137	4	39	38	11	485	15.2

### ALL-STAR GAME

	G	GS	MIN	FG	FGA	PCT	FT	FTA	PCT	OFF	DEF	TOT	A	PF	D	ST	TO	BS	PTS	AVG
1976	1	0	19	4	9	.444	2	4	.500	1	6	7	2	2	0	0	—	0	10	—
1977	1	1	26	2	9	.222	0	2	.000	5	2	7	2	3	0	4	—	0	4	—
TOTALS	2	1	45	6	18	.333	2	6	.333	6	8	14	4	5	0	4	—	0	14	7.0

## McKEY, DERRICK

Alabama Birthdate: Oct. 10, 1966

#9 Drafted: 1987, 1st round (9th overall) by Seattle HT: 6-10 WT: 245

	G	GS	MIN	FG	FGA	PCT	FT	FTA	PCT	OFF	DEF	TOT	A	PF	D	ST	TO	BS	PTS	AVG
2001-02	41	1	784	52	122	.426	10	14	.714	48	79	127	45	90	0	41	22	4	119	2.9
3-PT. FG: 2001-02 5-12, .417																				

### PLAYOFFS

	G	GS	MIN	FG	FGA	PCT	FT	FTA	PCT	OFF	DEF	TOT	A	PF	D	ST	TO	BS	PTS	AVG
2001-02	4	0	40	4	8	.500	0	0	---	3	3	6	1	5	0	1	1	2	8	2.0

## McKIE, AARON

Temple Birthdate: Oct. 2, 1972

#8 Drafted: 1994, 1st round (17th overall) by Portland HT: 6-5 WT: 209

	G	GS	MIN	FG	FGA	PCT	FT	FTA	PCT	OFF	DEF	TOT	A	PF	D	ST	TO	BS	PTS	AVG
1997-98	57	31	1341	96	277	.347	22	32	.688	34	129	163	137	117	0	78	52	12	223	3.9
1998-99	50	4	959	95	237	.401	44	62	.710	27	113	140	100	90	1	63	57	3	240	4.8
1999-00	82	82	1952	244	593	.411	121	146	.829	47	199	246	240	194	3	108	113	18	653	8.0
2000-01	76	33	2394	338	714	.473	149	194	.768	33	278	311	377	178	3	106	203	8	878	11.6
2001-02	48	16	1471	220	490	.449	96	122	.787	26	166	192	179	74	0	56	93	14	587	12.2
2002-03	80	40	2374	286	666	.429	112	134	.836	61	289	350	278	177	2	131	109	9	721	9.0
2003-04	75	41	2112	265	577	.459	84	111	.757	45	208	253	195	142	1	85	103	23	689	9.2
2004-05	68	3	1118	61	142	.430	10	16	.625	20	152	172	103	116	2	48	31	17	152	2.2
TOTALS	536	250	13721	1605	3696	.434	638	817	.781	293	1534	1827	1609	1088	12	675	761	104	4143	7.7
3-PT. FG: 1997-98, 9-46 (.196); 1998-99, 6-31 (.194); 1999-00, 44-121 (.364); 2000-01, 53-170 (.312); 2001-02, 51-128 (.398); 2002-03, 37-112 (.330); 2003-04, 75-172 (.436); 2004-05, 20-62 (.323) TOTALS, 295-842 (.350)																				

### AARON MCKIE PLAYOFFS

	G	GS	MIN	FG	FGA	PCT	FT	FTA	PCT	OFF	DEF	TOT	A	PF	D	ST	TO	BS	PTS	AVG
1998-99	6	0	97	7	23	.304	6	7	.857	4	11	15	11	17	0	4	1	0	20	3.3
1999-00	10	6	331	50	103	.485	26	31	.839	4	32	36	46	26	0	4	16	2	138	13.8
2000-01	23	16	892	125	301	.415	59	75	.787	24	95	119	121	67	0	34	46	3	336	14.6
2001-02	5	0	146	20	46	.435	7	10	.700	2	16	18	12	12	0	10	10	0	53	10.6
2002-03	12	0	315	38	71	.535	12	14	.857	5	38	43	22	31	0	10	15	2	93	7.8
2004-05	5	0	85	3	7	.429	0	0	---	1	11	12	5	9	0	4	1	0	7	1.4



**TOTALS 61 22 1866 243 551 .441 110 137 .803 40 203 243 217 162 0 66 89 7 647 10.6**  
 3-PT. FG: 1998-99, 0-1 (.000); 1999-00, 12-35 (.343); 2000-01, 27-64 (.422); 2001-02, 6-16 (.375); 2002-03, 5-9 (.556); 2004-05, 1-3 (.333)  
 TOTALS, 51-128 (.398)

**McLEOD, ROSHOWN**

**Duke**  
 Birthdate: Nov. 17, 1975

**#7**  
 Drafted: 1998, 1st round (20th overall) by Atlanta

**HT: 6-8**

**WT: 230**

	G	GS	MIN	FG	FGA	PCT	FT	FTA	PCT	OFF	DEF	TOT	A	PF	D	ST	TO	BS	PTS	AVG
2000-01	1	0	15	1	2	.500	0	0	---	1	1	2	0	2	0	0	1	0	2	2.0

3-PT. FG: 2000-01, 0-1 (.000)

**McNAMARA, MARK**

**California**  
 Birthdate: June 8, 1959

**#31**  
 Drafted: 1982, 1st round (22nd overall) by 76ers

**HT: 6-11**

**WT: 235**

	G	GS	MIN	FG	FGA	PCT	FT	FTA	PCT	OFF	DEF	TOT	A	PF	D	ST	TO	BS	PTS	AVG
1982-83	36	2	182	29	64	.453	20	45	.444	34	42	76	7	42	1	3	36	3	78	2.2
1986-87	11	1	113	14	30	.467	7	19	.368	17	19	36	2	17	0	1	8	0	35	3.2
1987-88	42	18	581	52	133	.391	48	66	.727	66	91	157	18	67	0	4	26	12	152	3.6
<b>TOTALS</b>	<b>89</b>	<b>21</b>	<b>876</b>	<b>95</b>	<b>227</b>	<b>.419</b>	<b>75</b>	<b>130</b>	<b>.577</b>	<b>117</b>	<b>152</b>	<b>269</b>	<b>27</b>	<b>126</b>	<b>1</b>	<b>8</b>	<b>70</b>	<b>15</b>	<b>265</b>	<b>3.0</b>

**PLAYOFFS**

	G	GS	MIN	FG	FGA	PCT	FT	FTA	PCT	OFF	DEF	TOT	A	PF	D	ST	TO	BS	PTS	AVG
1982-83	2	---	2	2	2	1.000	0	0	---	0	1	1	0	0	0	0	0	0	4	2.0
1986-87	1	---	2	1	1	1.000	0	0	---	0	1	1	0	0	0	0	0	0	2	2.0
<b>TOTALS</b>	<b>3</b>	<b>---</b>	<b>4</b>	<b>3</b>	<b>3</b>	<b>1.000</b>	<b>0</b>	<b>0</b>	<b>---</b>	<b>0</b>	<b>2</b>	<b>2</b>	<b>0</b>	<b>0</b>	<b>0</b>	<b>0</b>	<b>0</b>	<b>0</b>	<b>6</b>	<b>2.0</b>

**MEEKS, JODIE**

**Kentucky**  
 Birthdate: Aug. 21, 1987

**#20**  
 Drafted: 2009, 2nd round (41st overall) by Milwaukee

**HT: 6-4**

**WT: 208**

	G	GS	MIN	FG	FGA	PCT	FT	FTA	PCT	OFF	DEF	TOT	A	PF	D	ST	TO	BS	PTS	AVG
2009-10	19	0	233	40	91	.440	13	18	.722	4	23	27	17	19	0	5	5	1	112	5.9
2010-11	74	64	2062	242	570	.425	152	170	.894	21	150	171	78	97	0	63	60	4	774	10.5
2011-12	65	50	1644	191	467	.409	77	85	.906	17	144	161	54	82	0	40	29	3	556	8.4
<b>TOTALS</b>	<b>159</b>	<b>114</b>	<b>3938</b>	<b>473</b>	<b>1128</b>	<b>.419</b>	<b>242</b>	<b>273</b>	<b>.886</b>	<b>42</b>	<b>317</b>	<b>359</b>	<b>149</b>	<b>198</b>	<b>0</b>	<b>108</b>	<b>94</b>	<b>8</b>	<b>1442</b>	<b>9.1</b>

3-PT. FG: 2009-10, 19-50 (.380); 2010-11, 138-348 (.397); 2011-12, 97-266 (.365); TOTALS, 254-664 (.383)

**JODIE MEEKS PLAYOFFS**

	G	GS	MIN	FG	FGA	PCT	FT	FTA	PCT	OFF	DEF	TOT	A	PF	D	ST	TO	BS	PTS	AVG
2010-11	5	5	125	13	31	.419	5	6	.833	2	8	10	4	6	0	3	2	0	39	7.8
2011-12	6	1	32	0	3	.000	4	4	1.000	0	0	0	2	3	0	0	1	1	4	0.7
<b>TOTALS</b>	<b>11</b>	<b>6</b>	<b>157</b>	<b>13</b>	<b>34</b>	<b>.382</b>	<b>9</b>	<b>10</b>	<b>.900</b>	<b>2</b>	<b>8</b>	<b>10</b>	<b>6</b>	<b>9</b>	<b>0</b>	<b>3</b>	<b>3</b>	<b>1</b>	<b>43</b>	<b>3.9</b>

3-PT. FG: 2010-11, 8-18 (.444); 2011-12, 0-1 (.000); TOTALS, 8-19 (.421)

**MELCHIONI, BILLY**

**Villanova**  
 Birthdate: Oct. 19, 1944

**#28**  
 Drafted: 1966, 2nd round (19th overall) by 76ers

**HT: 6-1**

**WT: 165**

	G	GS	MIN	FG	FGA	PCT	FT	FTA	PCT	OFF	DEF	TOT	A	PF	D	ST	TO	BS	PTS	AVG
1966-67	73	---	692	138	353	.391	39	60	.650	---	---	98	98	73	0	---	---	---	315	4.3
1967-68	71	---	758	146	336	.435	33	47	.702	---	---	104	105	75	0	---	---	---	325	4.6
<b>TOTALS</b>	<b>144</b>	<b>---</b>	<b>1450</b>	<b>284</b>	<b>689</b>	<b>.412</b>	<b>72</b>	<b>107</b>	<b>.673</b>	<b>---</b>	<b>---</b>	<b>202</b>	<b>203</b>	<b>148</b>	<b>0</b>	<b>---</b>	<b>---</b>	<b>---</b>	<b>640</b>	<b>4.4</b>

**PLAYOFFS**

	G	GS	MIN	FG	FGA	PCT	FT	FTA	PCT	OFF	DEF	TOT	A	PF	D	ST	TO	BS	PTS	AVG
1966-67	1	---	5	0	2	.000	0	2	.000	---	---	3	1	0	0	---	---	---	0	0.0
1967-68	9	---	50	8	24	.333	2	4	.500	---	---	4	10	4	0	---	---	---	18	2.0
<b>TOTALS</b>	<b>10</b>	<b>---</b>	<b>55</b>	<b>8</b>	<b>26</b>	<b>.308</b>	<b>2</b>	<b>6</b>	<b>.333</b>	<b>---</b>	<b>---</b>	<b>7</b>	<b>11</b>	<b>4</b>	<b>0</b>	<b>---</b>	<b>---</b>	<b>---</b>	<b>18</b>	<b>1.8</b>

**MERIWETHER, PORTER**

**Tennessee State**  
 Birthdate: March 16, 1940

**Drafted: 1962, 3rd round (21st overall) by Syracuse**

**HT: 6-2**

**WT: 180**

	G	GS	MIN	FG	FGA	PCT	FT	FTA	PCT	OFF	DEF	TOT	A	PF	D	ST	TO	BS	PTS	AVG
1962-63	31	---	268	48	122	.393	23	33	.697	---	---	29	43	19	0	---	---	---	119	3.8

**MILLER, ANDRE**

**Utah**  
 Birthdate: March 19, 1976

**#7**  
 Drafted: 1999, 1st round (8th overall) by Cleveland

**HT: 6-2**

**WT: 200**

	G	GS	MIN	FG	FGA	PCT	FT	FTA	PCT	OFF	DEF	TOT	A	PF	D	ST	TO	BS	PTS	AVG
2006-07	57	56	2144	307	661	.464	160	198	.808	72	176	248	416	126	0	73	152	6	775	13.6
2007-08	82	82	3016	569	1156	.492	257	333	.772	95	229	324	565	181	0	105	206	6	1398	17.0
2008-09	82	82	2976	492	1041	.473	338	409	.826	123	245	368	534	196	1	109	199	14	1337	16.3
<b>TOTALS</b>	<b>221</b>	<b>220</b>	<b>8136</b>	<b>1368</b>	<b>2858</b>	<b>.479</b>	<b>755</b>	<b>940</b>	<b>.803</b>	<b>290</b>	<b>650</b>	<b>940</b>	<b>1515</b>	<b>503</b>	<b>1</b>	<b>287</b>	<b>557</b>	<b>26</b>	<b>3510</b>	<b>15.9</b>

3-PT. FG: 2006-07, 1-19 (.053); 2007-08, 3-34 (.088); 2008-09, 15-53 (.283); TOTALS, 19-106 (.179)

**ANDRE MILLER PLAYOFFS**

	G	GS	MIN	FG	FGA	PCT	FT	FTA	PCT	OFF	DEF	TOT	A	PF	D	ST	TO	BS	PTS	AVG
2007-08	6	6	229	39	89	.438	14	22	.636	7	12	19	20	12	0	5	14	0	92	15.3
2008-09	6	6	258	48	101	.475	28	34	.824	9	29	38	32	17	0	7	19	1	127	21.2
<b>TOTALS</b>	<b>12</b>	<b>12</b>	<b>487</b>	<b>87</b>	<b>190</b>	<b>.458</b>	<b>42</b>	<b>56</b>	<b>.750</b>	<b>16</b>	<b>41</b>	<b>57</b>	<b>52</b>	<b>29</b>	<b>0</b>	<b>12</b>	<b>33</b>	<b>1</b>	<b>219</b>	<b>18.3</b>

3-PT. FG: 2007-08, 0-3 (.000); 2008-09, 3-10 (.300); TOTALS, 3-13 (.231)

**MILLER, ANTHONY (PIC)**

**Michigan State**  
 Birthdate: Oct. 27, 1971

**#41**  
 Drafted: 1994, 2nd round (39th overall) by Golden St.

**HT: 6-9**

**WT: 255**

	G	GS	MIN	FG	FGA	PCT	FT	FTA	PCT	OFF	DEF	TOT	A	PF	D	ST	TO	BS	PTS	AVG
2000-01	1	0	2	0	0	---	0	0	---	0	0	0	0	0	0	0	0	0	0	0.0

# GENERAL INFORMATION

ALL-TIME ROSTER

## MIX, STEVE

**Toledo**  
Birthdate: Dec. 30, 1947

**#50**  
Drafted: 1969, 5th round (61st overall) by Detroit

**HT: 6-7**  
WT: 215

	G	GS	MIN	FG	FGA	PCT	FT	FTA	PCT	OFF	DEF	TOT	A	PF	D	ST	TO	BS	PTS	AVG
1973-74	82	82	2969	495	1042	.475	228	288	.792	305	559	864	152	305	9	212	—	37	1218	14.9
1974-75	46	46	1748	280	582	.481	159	205	.776	155	345	500	99	175	6	79	—	21	719	15.6
1975-76	81	63	3039	421	844	.499	287	351	.818	215	447	662	216	288	6	158	—	29	1129	13.9
1976-77	75	9	1958	288	551	.523	215	263	.817	127	249	376	152	167	0	90	—	20	791	10.5
1977-78	82	20	1819	291	560	.520	175	229	.795	96	201	297	174	158	1	87	131	3	757	9.2
1978-79	74	1	1269	265	493	.538	161	201	.801	109	184	293	121	112	0	57	100	16	691	9.3
1979-80	81	5	1543	363	703	.516	207	249	.831	114	176	290	149	114	0	67	132	9	937	11.6
1980-81	72	1	1327	288	575	.501	200	240	.833	105	159	264	114	107	0	59	88	18	776	10.8
1981-82	75	0	1235	202	399	.506	136	172	.791	92	133	225	93	86	0	42	67	17	541	7.2
<b>TOTALS</b>	<b>668</b>	<b>227</b>	<b>16907</b>	<b>2893</b>	<b>5749</b>	<b>.503</b>	<b>1768</b>	<b>2189</b>	<b>.808</b>	<b>1318</b>	<b>2453</b>	<b>3771</b>	<b>1270</b>	<b>1512</b>	<b>22</b>	<b>851</b>	<b>518</b>	<b>170</b>	<b>7559</b>	<b>11.3</b>

## STEVE MIX PLAYOFFS

	G	GS	MIN	FG	FGA	PCT	FT	FTA	PCT	OFF	DEF	TOT	A	PF	D	ST	TO	BS	PTS	AVG
1975-76	3	—	134	18	46	.391	8	10	.800	6	12	18	12	13	1	11	—	2	44	14.7
1976-77	19	—	412	56	107	.523	37	45	.822	22	42	64	44	39	0	21	—	3	149	7.8
1977-78	10	—	235	49	82	.598	38	43	.884	17	29	46	36	22	0	15	12	1	136	13.6
1978-79	9	—	179	31	59	.525	13	15	.867	12	23	35	16	20	0	6	11	0	75	8.3
1979-80	17	—	200	44	96	.458	25	28	.893	10	21	31	13	22	0	8	15	5	113	6.6
1980-81	16	—	206	32	77	.416	24	26	.923	19	23	42	10	16	0	4	11	2	88	5.5
1981-82	7	—	50	12	22	.545	5	7	.714	4	7	11	6	5	0	0	4	0	30	4.3
<b>TOTALS</b>	<b>81</b>	<b>—</b>	<b>1416</b>	<b>242</b>	<b>489</b>	<b>.495</b>	<b>150</b>	<b>174</b>	<b>.862</b>	<b>90</b>	<b>157</b>	<b>247</b>	<b>137</b>	<b>137</b>	<b>1</b>	<b>65</b>	<b>53</b>	<b>13</b>	<b>635</b>	<b>7.8</b>

## ALL-STAR GAME

	G	GS	MIN	FG	FGA	PCT	FT	FTA	PCT	OFF	DEF	TOT	A	PF	D	ST	TO	BS	PTS	AVG
1975	1	0	11	2	5	.400	0	0	—	—	—	0	2	2	0	—	—	—	4	4.0

## MOHAMMED, NAZR

**Kentucky**  
Birthdate: Sept. 5, 1977

**#14**  
Drafted: 1998, 1st round (29th overall) by Utah

**HT: 6-10**  
WT: 240

	G	GS	MIN	FG	FGA	PCT	FT	FTA	PCT	OFF	DEF	TOT	A	PF	D	ST	TO	BS	PTS	AVG
1998-99	26	0	121	15	42	.357	12	21	.571	18	19	37	2	22	0	5	12	4	42	1.6
1999-00	28	3	190	21	54	.389	12	22	.545	16	34	50	2	29	0	4	18	12	54	1.9
2000-01	30	3	196	41	88	.466	14	28	.500	18	37	55	2	40	0	6	9	7	96	3.2
<b>TOTALS</b>	<b>84</b>	<b>6</b>	<b>507</b>	<b>77</b>	<b>184</b>	<b>.418</b>	<b>38</b>	<b>71</b>	<b>.535</b>	<b>52</b>	<b>90</b>	<b>142</b>	<b>6</b>	<b>91</b>	<b>0</b>	<b>15</b>	<b>39</b>	<b>23</b>	<b>192</b>	<b>2.3</b>

## PLAYOFFS

	G	GS	MIN	FG	FGA	PCT	FT	FTA	PCT	OFF	DEF	TOT	A	PF	D	ST	TO	BS	PTS	AVG
1999-00	3	0	34	8	14	.571	0	0	—	0	2	2	1	4	0	3	0	0	17	5.7

## MONEY, ERIC

**Arizona**  
Birthdate: Feb. 6, 1955

**#22**  
Drafted: 1974, 2nd round (33rd overall) by Detroit

**HT: 6-0**  
WT: 170

	G	GS	MIN	FG	FGA	PCT	FT	FTA	PCT	OFF	DEF	TOT	A	PF	D	ST	TO	BS	PTS	AVG
1978-79	23	0	545	119	217	.548	34	54	.630	15	22	37	82	70	2	13	69	2	272	11.8
1979-80	6	0	82	14	36	.389	2	2	1.000	3	4	7	16	11	0	0	12	1	30	5.0
<b>TOTALS</b>	<b>29</b>	<b>0</b>	<b>627</b>	<b>133</b>	<b>253</b>	<b>.526</b>	<b>36</b>	<b>56</b>	<b>.643</b>	<b>18</b>	<b>26</b>	<b>44</b>	<b>98</b>	<b>81</b>	<b>2</b>	<b>13</b>	<b>81</b>	<b>3</b>	<b>302</b>	<b>10.4</b>

## PLAYOFFS

	G	GS	MIN	FG	FGA	PCT	FT	FTA	PCT	OFF	DEF	TOT	A	PF	D	ST	TO	BS	PTS	AVG
1978-79	8	—	129	26	61	.426	2	4	.500	6	5	11	22	17	0	3	22	0	54	6.8

## MONTROSS, ERIC

**North Carolina**  
Birthdate: Sept. 23, 1971

**#00**  
Drafted: 1994, 1st round (9th overall) by Boston

**HT: 7-0**  
WT: 270

	G	GS	MIN	FG	FGA	PCT	FT	FTA	PCT	OFF	DEF	TOT	A	PF	D	ST	TO	BS	PTS	AVG
1997-98	20	20	337	30	76	.395	7	19	.368	28	64	92	7	61	0	7	15	12	67	3.4

## MORRIS, DARIUS

**Michigan**  
Birthdate: Jan. 3, 1991

**#7**  
Drafted: 2011, 2nd round (41st overall) by L.A. Lakers

**HT: 6-4**  
WT: 190

	G	GS	MIN	FG	FGA	PCT	FT	FTA	PCT	OFF	DEF	TOT	A	PF	D	ST	TO	BS	PTS	AVG
2013-14	12	0	193	29	67	.433	15	21	.714	3	10	13	31	21	0	8	19	0	83	6.9

3-PT. FG: 2013-14, 10-24 (.417)

## MOSLEY, GLENN

**Seton Hall**  
Birthdate: Dec. 26, 1955

**#34**  
Drafted: 1977, 1st round (20th overall) by 76ers

**HT: 6-8**  
WT: 195

	G	GS	MIN	FG	FGA	PCT	FT	FTA	PCT	OFF	DEF	TOT	A	PF	D	ST	TO	BS	PTS	AVG
1977-78	6	0	21	5	13	.385	3	7	.429	0	5	5	2	5	0	0	5	0	13	2.2

## MOULTRIE, ARNETT

**Mississippi State**  
Birthdate: Nov. 18, 1990

**#5**  
Drafted: 2012, 1st round (27th overall) by Miami

**HT: 6-10**  
WT: 245

	G	GS	MIN	FG	FGA	PCT	FT	FTA	PCT	OFF	DEF	TOT	A	PF	D	ST	TO	BS	PTS	AVG
2012-13	47	0	542	78	134	.582	18	28	.643	76	69	145	10	43	0	17	19	10	174	3.7
2013-14	12	2	187	16	38	.421	4	5	.800	11	24	35	2	22	0	8	7	4	36	3.0
<b>TOTALS</b>	<b>59</b>	<b>2</b>	<b>729</b>	<b>94</b>	<b>172</b>	<b>.547</b>	<b>22</b>	<b>33</b>	<b>.667</b>	<b>87</b>	<b>93</b>	<b>180</b>	<b>12</b>	<b>65</b>	<b>0</b>	<b>25</b>	<b>26</b>	<b>14</b>	<b>210</b>	<b>3.6</b>



**MOSS, PERRY**

Northeastern  
 Birthdate: Nov. 11, 1958

#9  
 Drafted: 1982, 3rd round (69th overall) by Boston

	G	GS	MIN	FG	FGA	PCT	FT	FTA	PCT	OFF	DEF	TOT	A	PF	D	ST	TO	BS	PTS	AVG
1985-86	60	0	852	95	239	.397	54	74	.730	25	65	90	89	106	0	50	61	12	249	4.2
3-PT.FG: 1985-86, 5-25 (.200)																				

**PLAYOFFS**

	G	GS	MIN	FG	FGA	PCT	FT	FTA	PCT	OFF	DEF	TOT	A	PF	D	ST	TO	BS	PTS	AVG
1985-86	7	—	28	2	8	.258	1	1	1.000	0	3	3	2	6	0	0	4	1	5	0.7
3-PT.FG: 1985-86, 0-1 (.000)																				

**MULLENS, BYRON**

Ohio State  
 Birthdate: Feb. 14, 1989

#30  
 Drafted: 2009, 1st round (24th overall) by Dallas

	G	GS	MIN	FG	FGA	PCT	FT	FTA	PCT	OFF	DEF	TOT	A	PF	D	ST	TO	BS	PTS	AVG
2013-14	18	0	247	47	101	.465	8	14	.571	17	43	60	8	31	0	9	14	8	122	6.8
3-PT.FG: 2013-14, 20-50 (.400)																				

**MUTOMBO, DIKEMBE**

Georgetown  
 Birthdate: June 25, 1966

#55  
 Drafted: 1991, 1st round (4th overall) by Denver

	G	GS	MIN	FG	FGA	PCT	FT	FTA	PCT	OFF	DEF	TOT	A	PF	D	ST	TO	BS	PTS	AVG
2000-01	26	26	875	100	202	.495	104	137	.759	119	203	322	22	65	0	9	52	66	304	11.7
2001-02	80	80	2907	321	641	.501	278	364	.764	254	609	863	83	242	2	29	156	190	920	11.5
<b>TOTALS</b>	<b>106</b>	<b>106</b>	<b>3782</b>	<b>421</b>	<b>843</b>	<b>.499</b>	<b>382</b>	<b>501</b>	<b>.762</b>	<b>373</b>	<b>812</b>	<b>1185</b>	<b>105</b>	<b>307</b>	<b>2</b>	<b>38</b>	<b>208</b>	<b>256</b>	<b>1224</b>	<b>11.5</b>

**PLAYOFFS**

	G	GS	MIN	FG	FGA	PCT	FT	FTA	PCT	OFF	DEF	TOT	A	PF	D	ST	TO	BS	PTS	AVG
2000-01	23	23	981	102	208	.490	115	148	.777	113	203	316	17	56	1	15	36	72	319	13.9
2001-02	5	5	173	14	31	.452	16	26	.615	14	39	53	3	16	0	2	11	9	44	8.8
<b>TOTALS</b>	<b>28</b>	<b>28</b>	<b>1154</b>	<b>116</b>	<b>239</b>	<b>.485</b>	<b>131</b>	<b>174</b>	<b>.753</b>	<b>127</b>	<b>242</b>	<b>369</b>	<b>20</b>	<b>72</b>	<b>1</b>	<b>17</b>	<b>47</b>	<b>81</b>	<b>363</b>	<b>12.9</b>

**ALL STAR GAME**

	G	GS	MIN	FG	FGA	PCT	FT	FTA	PCT	OFF	DEF	TOT	A	PF	D	ST	TO	BS	PTS	AVG
2002	1	0	21	3	5	.600	2	2	1.000	6	4	10	0	0	0	0	2	1	8	8.0

**MYERS, PETE**

Arkansas Little Rock  
 Birthdate: Sept 15, 1963

#8  
 Drafted: 1986, 6th round (120th overall) by Chicago

	G	GS	MIN	FG	FGA	PCT	FT	FTA	PCT	OFF	DEF	TOT	A	PF	D	ST	TO	BS	PTS	AVG
1988-89	4	0	40	6	12	.500	2	4	.500	3	7	10	2	3	0	3	4	0	14	3.5

**NAILON, LEE**

TCU  
 Birthdate: Nov. 22, 1975

#54  
 Drafted: 1999(43rd overall) by Charlotte

	G	GS	MIN	FG	FGA	PCT	FT	FTA	PCT	OFF	DEF	TOT	A	PF	D	ST	TO	BS	PTS	AVG
2005-06	22	0	237	40	80	.500	13	15	.867	23	19	42	7	32	0	8	10	4	93	4.2

**NEAL, JIM**

Wofford  
 Birthdate: May 21, 1930

Drafted: 1953, by Syracuse

	G	GS	MIN	FG	FGA	PCT	FT	FTA	PCT	OFF	DEF	TOT	A	PF	D	ST	TO	BS	PTS	AVG
1953-54	67	—	899	117	369	.317	78	132	.591	—	—	257	24	139	0	—	—	—	312	4.7

**PLAYOFFS**

	G	GS	MIN	FG	FGA	PCT	FT	FTA	PCT	OFF	DEF	TOT	A	PF	D	ST	TO	BS	PTS	AVG
1953-54	11	—	100	13	35	.371	5	13	.385	—	—	27	2	14	0	—	—	—	31	2.8

**NEUMANN, PAUL**

Stanford  
 Birthdate: Jan. 30, 1938

#5  
 Drafted: 1959, 4th round (27th overall) by Syracuse

	G	GS	MIN	FG	FGA	PCT	FT	FTA	PCT	OFF	DEF	TOT	A	PF	D	ST	TO	BS	PTS	AVG
1961-62	77	—	1265	172	401	.429	133	172	.773	—	—	194	176	203	3	—	—	—	477	6.2
1962-63	80	—	1581	237	503	.471	181	222	.815	—	—	200	227	221	5	—	—	—	655	8.2
1963-64	74	—	1973	324	732	.443	210	266	.789	—	—	246	291	211	1	—	—	—	858	11.6
1964-65	40	—	1100	213	434	.491	148	184	.804	—	—	102	139	119	1	—	—	—	574	14.4
<b>TOTALS</b>	<b>271</b>	<b>—</b>	<b>5919</b>	<b>946</b>	<b>2070</b>	<b>.457</b>	<b>672</b>	<b>844</b>	<b>.796</b>	<b>—</b>	<b>—</b>	<b>742</b>	<b>833</b>	<b>754</b>	<b>10</b>	<b>—</b>	<b>—</b>	<b>—</b>	<b>2564</b>	<b>9.5</b>

**PLAYOFFS**

	G	GS	MIN	FG	FGA	PCT	FT	FTA	PCT	OFF	DEF	R	A	PF	D	ST	TO	BS	PTS	AVG
1961-62	5	—	124	12	29	.414	4	6	.667	—	—	17	14	13	0	—	—	—	28	5.6
1962-63	4	—	65	8	18	.444	0	1	.000	—	—	14	9	11	0	—	—	—	16	4.0
1963-64	5	—	165	27	59	.458	26	31	.839	—	—	13	25	13	0	—	—	—	80	16.0
<b>TOTALS</b>	<b>14</b>	<b>—</b>	<b>354</b>	<b>47</b>	<b>106</b>	<b>.443</b>	<b>30</b>	<b>38</b>	<b>.789</b>	<b>—</b>	<b>—</b>	<b>44</b>	<b>48</b>	<b>37</b>	<b>0</b>	<b>—</b>	<b>—</b>	<b>—</b>	<b>124</b>	<b>8.9</b>

**NIMPHIUS, KURT**

Arizona State  
 Birthdate: Mar. 13, 1958

#40  
 Drafted: 1980, 3rd round (47th overall) by Denver

	G	GS	MIN	FG	FGA	PCT	FT	FTA	PCT	OFF	DEF	TOT	A	PF	D	ST	TO	BS	PTS	AVG
1989-90	38	1	314	38	91	.418	14	30	.467	22	39	61	6	45	0	4	12	18	90	2.4
3-PT.FG: 1989-90, 0-1 (.000)																				

**KURT NIMPHIUS PLAYOFFS**

	G	GS	MIN	FG	FGA	PCT	FT	FTA	PCT	OFF	DEF	TOT	A	PF	D	ST	TO	BS	PTS	AVG
1989-90	4	—	18	1	7	.143	0	0	—	3	1	4	0	1	0	1	0	1	2	0.5

**NOCIONI, ANDRES**

Argentina

#5

HT: 6-7

WT: 225

# GENERAL INFORMATION

Birthdate: Nov., 30, 1979

Drafted: Undrafted

	G	GS	MIN	FG	FGA	PCT	FT	FTA	PCT	OFF	DEF	TOT	A	PF	D	ST	TO	BS	PTS	AVG
2010-11	54	17	931	118	277	.426	49	61	.803	19	150	169	45	100	1	14	47	15	327	6.1
2011-12	11	1	56	5	20	.250	6	11	.545	1	13	14	1	4	0	1	5	1	17	1.5
<b>TOTALS</b>	<b>65</b>	<b>18</b>	<b>987</b>	<b>123</b>	<b>297</b>	<b>.414</b>	<b>55</b>	<b>72</b>	<b>.764</b>	<b>20</b>	<b>163</b>	<b>183</b>	<b>46</b>	<b>104</b>	<b>1</b>	<b>15</b>	<b>52</b>	<b>16</b>	<b>344</b>	<b>5.3</b>

3-PT. FG: 2010-11, 42-118 (.356); 2011-12, 1-6 (.167); TOTALS, 43-124 (.347)

**PLAYOFFS**

	G	GS	MIN	FG	FGA	PCT	FT	FTA	PCT	OFF	DEF	TOT	A	PF	D	ST	TO	BS	PTS	AVG
2010-11	1	0	10	0	3	.000	0	0	---	0	2	2	0	1	0	0	1	0	0	0.0
3-PT. FG: 2010-11, 0-2 (.000)																				

**NOEL, NERLENS**

Kentucky  
Birthdate: Apr. 10, 1994

#4  
Drafted: 2013, 1st round (6th overall) by New Orleans

	G	GS	MIN	FG	FGA	PCT	FT	FTA	PCT	OFF	DEF	TOT	A	PF	D	ST	TO	BS	PTS	AVG
2013-14	INACTIVE - LEFT KNEE INJURY																			
2014-15	75	71	2311	302	653	.462	140	230	.609	185	426	611	128	208	2	133	146	142	744	9.9
2015-16	67	62	1965	306	587	.521	134	227	.590	154	388	542	122	192	1	118	158	100	747	11.1
2016-17	29	7	564	107	175	.611	43	63	.683	46	98	144	30	71	1	43	29	26	257	8.9
<b>TOTALS</b>	<b>171</b>	<b>140</b>	<b>4840</b>	<b>715</b>	<b>1415</b>	<b>.505</b>	<b>317</b>	<b>520</b>	<b>.610</b>	<b>385</b>	<b>912</b>	<b>1297</b>	<b>280</b>	<b>471</b>	<b>4</b>	<b>294</b>	<b>333</b>	<b>268</b>	<b>1748</b>	<b>10.2</b>
3-PT. FG: 2015-16, 1-2 (.500)																				

**NORMAN, CONIEL**

Arizona  
Birthdate: Sept. 24, 1953

#22  
Drafted: 1974, 3rd round (37th overall) by 76ers

	G	GS	MIN	FG	FGA	PCT	FT	FTA	PCT	OFF	DEF	TOT	A	PF	D	ST	TO	BS	PTS	AVG
1974-75	12	0	72	23	44	.523	2	3	.667	3	9	12	4	9	0	3	—	1	48	4.0
1975-76	65	1	818	183	422	.434	20	24	.833	51	50	101	66	87	1	28	—	7	386	5.9
<b>TOTALS</b>	<b>77</b>	<b>1</b>	<b>890</b>	<b>206</b>	<b>466</b>	<b>.442</b>	<b>22</b>	<b>27</b>	<b>.815</b>	<b>54</b>	<b>59</b>	<b>113</b>	<b>70</b>	<b>96</b>	<b>1</b>	<b>31</b>	<b>—</b>	<b>8</b>	<b>434</b>	<b>5.6</b>

**PLAYOFFS**

	G	GS	MIN	FG	FGA	PCT	FT	FTA	PCT	OFF	DEF	TOT	A	PF	D	ST	TO	BS	PTS	AVG
1975-76	1	—	1	1	1	1.000	0	0	---	0	1	1	0	0	0	0	—	0	2	2.0

**NOVAK, MIKE**

Loyola (Chicago)  
Birthdate: Aug. 15, 1978

Drafted: NA  
HT: 6-9 WT: 220

	G	GS	MIN	FG	FGA	PCT	FT	FTA	PCT	OFF	DEF	TOT	A	PF	D	ST	TO	BS	PTS	AVG
1953-54	5	—	24	0	7	.000	1	2	.500	—	—	2	2	9	0	—	—	—	1	0.2

**NUNNALLY, JAMES**

UC Santa Barbara  
Birthdate: July 14, 1990

#12  
Drafted: NA  
HT: 6-7 WT: 205

	G	GS	MIN	FG	FGA	PCT	FT	FTA	PCT	OFF	DEF	TOT	A	PF	D	ST	TO	BS	PTS	AVG
2013-14	9	0	111	9	28	.321	3	5	.600	0	11	11	6	9	0	5	3	1	26	2.9
3-PT. FG: 2013-14, 5-15 (.333)																				

**OGDEN, BUD**

Santa Clara  
Birthdate: Dec. 29, 1946

#28  
Drafted: 1969, 1st round (13th overall) by 76ers  
HT: 6-6 WT: 215

	G	GS	MIN	FG	FGA	PCT	FT	FTA	PCT	OFF	DEF	TOT	A	PF	D	ST	TO	BS	PTS	AVG
1969-70	47	—	357	82	172	.427	27	39	.692	—	—	86	31	62	2	—	—	—	191	4.1
1970-71	27	—	133	24	66	.364	18	26	.692	—	—	20	17	21	0	—	—	—	66	2.4
<b>TOTALS</b>	<b>74</b>	<b>—</b>	<b>490</b>	<b>106</b>	<b>238</b>	<b>.445</b>	<b>45</b>	<b>65</b>	<b>.692</b>	<b>—</b>	<b>—</b>	<b>106</b>	<b>48</b>	<b>83</b>	<b>2</b>	<b>—</b>	<b>—</b>	<b>—</b>	<b>257</b>	<b>3.5</b>

**PLAYOFFS**

	G	GS	MIN	FG	FGA	PCT	FT	FTA	PCT	OFF	DEF	TOT	A	PF	D	ST	TO	BS	PTS	AVG
1969-70	1	—	12	5	9	.556	2	4	.500	—	—	1	6	0	0	—	—	—	12	12.0

**OLIVER, BRIAN**

Georgia Tech  
Birthdate: June 1, 1968

#31  
Drafted: 1990, 2nd round (32nd overall) by 76ers  
HT: 6-4 WT: 210

	G	GS	MIN	FG	FGA	PCT	FT	FTA	PCT	OFF	DEF	TOT	A	PF	D	ST	TO	BS	PTS	AVG
1990-91	73	4	800	111	272	.408	52	71	.732	18	62	80	88	76	0	34	50	4	279	3.8
1991-92	34	0	279	33	100	.330	15	22	.682	10	20	30	20	33	0	10	24	2	81	2.4
<b>TOTALS</b>	<b>107</b>	<b>4</b>	<b>1079</b>	<b>144</b>	<b>372</b>	<b>.387</b>	<b>67</b>	<b>93</b>	<b>.720</b>	<b>28</b>	<b>82</b>	<b>110</b>	<b>108</b>	<b>109</b>	<b>0</b>	<b>44</b>	<b>74</b>	<b>6</b>	<b>360</b>	<b>3.4</b>
3-PT. FG: 1990-91, 5-18 (.278); 1991-92, 0-4 (.000); TOTALS, 5-22 (.227)																				

**BRIAN OLIVER PLAYOFFS**

	G	GS	MIN	FG	FGA	PCT	FT	FTA	PCT	OFF	DEF	TOT	A	PF	D	ST	TO	BS	PTS	AVG
1990-91	4	—	15	2	6	.333	2	2	1.000	0	0	0	1	4	0	0	0	0	6	1.5

**OKAFOR, JAHLIL**

Duke  
Birthdate: Dec. 15, 1995

#8  
Drafted: 2015, 1st round (3rd overall) by 76ers  
HT: 6-11 WT: 275

	G	GS	MIN	FG	FGA	PCT	FT	FTA	PCT	OFF	DEF	TOT	A	PF	D	ST	TO	BS	PTS	AVG
2015-16	53	48	1591	397	781	.508	133	194	.686	122	251	373	65	140	1	22	124	61	928	17.5
2016-17	50	33	1134	242	471	.514	106	158	.671	81	159	240	58	122	1	20	91	49	590	11.8
<b>TOTALS</b>	<b>103</b>	<b>81</b>	<b>2725</b>	<b>639</b>	<b>1252</b>	<b>.510</b>	<b>133</b>	<b>194</b>	<b>.686</b>	<b>203</b>	<b>410</b>	<b>613</b>	<b>123</b>	<b>262</b>	<b>1</b>	<b>42</b>	<b>215</b>	<b>110</b>	<b>1518</b>	<b>14.7</b>
3-PT. FG: 2015-16, 1-6 (.167); 2016-17, 0-0 (.000); TOTALS: 1-6 (.167)																				

**OLLIE, KEVIN**

Connecticut  
Birthdate: Dec. 27, 1972

#5, 12  
Drafted: Undrafted  
HT: 6-2 WT: 195

	G	GS	MIN	FG	FGA	PCT	FT	FTA	PCT	OFF	DEF	TOT	A	PF	D	ST	TO	BS	PTS	AVG
--	---	----	-----	----	-----	-----	----	-----	-----	-----	-----	-----	---	----	---	----	----	----	-----	-----





1999-00	40	0	290	22	49	.449	28	37	.757	4	27	31	46	27	0	10	10	0	72	1.8
2000-01	51	4	764	71	165	.430	51	70	.729	13	59	72	121	70	0	25	40	1	194	3.8
2004-05	26	0	158	11	31	.355	6	9	.667	3	16	19	19	16	0	5	6	0	28	1.1
2005-06	70	23	1069	75	174	.431	41	49	.837	13	85	98	101	103	1	33	29	3	192	2.7
2006-07	53	23	919	81	187	.433	37	45	.822	8	66	74	130	76	0	21	47	1	199	3.8
2007-08	40	0	300	29	69	.420	12	15	.800	4	15	19	38	28	0	10	5	0	70	1.8
<b>TOTALS</b>	<b>280</b>	<b>50</b>	<b>3500</b>	<b>289</b>	<b>675</b>	<b>.428</b>	<b>175</b>	<b>225</b>	<b>.778</b>	<b>45</b>	<b>268</b>	<b>313</b>	<b>455</b>	<b>320</b>	<b>1</b>	<b>104</b>	<b>137</b>	<b>5</b>	<b>755</b>	<b>2.7</b>

3-PT. FG: 2000-01, 1-3 (.333); 2005-06, 1-3 (.333); 2006-07, 0-2 (.000); 2007-08, 0-1 (.000); TOTALS, 2-9 (.222)

**PLAYOFFS**

	G	GS	MIN	FG	FGA	PCT	FT	FTA	PCT	OFF	DEF	TOT	A	PF	D	ST	TO	BS	PTS	AVG
1999-00	10	—	65	6	12	.500	8	9	.889	0	5	5	12	5	0	2	3	0	20	2.0
2000-01	23	—	123	10	27	.370	13	14	.929	2	7	9	23	12	0	0	8	0	33	1.4
2004-05	0	0	0	0	—	0	0	—	0	0	0	0	0	0	0	0	0	0	0	0.0
2007-08	3	0	19	1	4	.250	2	2	1.000	0	1	1	3	1	0	2	0	0	3	1.3
<b>TOTALS</b>	<b>33</b>	<b>0</b>	<b>188</b>	<b>16</b>	<b>39</b>	<b>.870</b>	<b>21</b>	<b>23</b>	<b>.913</b>	<b>2</b>	<b>12</b>	<b>14</b>	<b>35</b>	<b>17</b>	<b>0</b>	<b>2</b>	<b>11</b>	<b>0</b>	<b>53</b>	<b>1.6</b>

**ORTON, DANIEL**

Kentucky  
Birthdate: Aug. 6, 1990

#33  
Drafted: 2010, 1st round (29th overall) by Orlando

HT: 6-10

WT: 255

	G	GS	MIN	FG	FGA	PCT	FT	FTA	PCT	OFF	DEF	TOT	A	PF	D	ST	TO	BS	PTS	AVG
2013-14	22	4	251	21	47	.447	23	30	.767	16	45	61	15	38	0	6	18	16	65	3.0

**OSBORNE, CHUCK**

Western Kentucky  
Birthdate: Jan. 21, 1939

Drafted: N/A

HT: 6-6

WT: 210

	G	GS	MIN	FG	FGA	PCT	FT	FTA	PCT	OFF	DEF	TOT	A	PF	D	ST	TO	BS	PTS	AVG
1961-62	4	—	21	1	8	.125	3	4	.750	—	—	9	1	3	0	—	—	—	5	1.3

**OSTERKON, WALLY**

Illinois  
Birthdate: July 6, 1928

#8  
Drafted: N/A

HT: 6-5

WT: 215

	G	GS	MIN	FG	FGA	PCT	FT	FTA	PCT	OFF	DEF	TOT	A	PF	D	ST	TO	BS	PTS	AVG
1951-52	66	—	1721	145	413	.351	199	335	.594	—	—	444	117	226	8	—	—	—	489	7.4
1952-53	49	—	1016	85	262	.324	106	168	.631	—	—	217	61	129	2	—	—	—	276	5.6
1953-54	70	—	2164	203	586	.346	209	361	.579	—	—	487	151	209	1	—	—	—	615	8.8
1954-55	19	—	286	20	97	.206	16	32	.500	—	—	70	17	32	0	—	—	—	56	2.9
<b>TOTALS</b>	<b>204</b>	<b>—</b>	<b>5187</b>	<b>453</b>	<b>1358</b>	<b>.334</b>	<b>530</b>	<b>896</b>	<b>.592</b>	<b>—</b>	<b>—</b>	<b>1218</b>	<b>346</b>	<b>596</b>	<b>11</b>	<b>—</b>	<b>—</b>	<b>—</b>	<b>1436</b>	<b>7.0</b>

**PLAYOFFS**

	G	GS	MIN	FG	FGA	PCT	FT	FTA	PCT	OFF	DEF	TOT	A	PF	D	ST	TO	BS	PTS	AVG
1951-52	7	—	249	23	67	.343	28	47	.596	—	—	57	20	32	1	—	—	—	74	10.6
1952-53	2	—	42	4	9	.444	1	3	.333	—	—	4	2	11	1	—	—	—	9	4.5
1953-54	13	—	542	45	122	.369	50	90	.556	—	—	125	37	40	1	—	—	—	140	10.8
1954-55	11	—	75	11	34	.324	13	17	.765	—	—	21	11	14	0	—	—	—	35	3.2
<b>TOTALS</b>	<b>33</b>	<b>—</b>	<b>908</b>	<b>83</b>	<b>232</b>	<b>.358</b>	<b>92</b>	<b>157</b>	<b>.586</b>	<b>—</b>	<b>—</b>	<b>207</b>	<b>70</b>	<b>97</b>	<b>3</b>	<b>—</b>	<b>—</b>	<b>—</b>	<b>258</b>	<b>7.8</b>

**OVERTON, DOUG**

La Salle  
Birthdate: Aug. 3, 1969

#11  
Drafted: 1991, 2nd round (40th overall) by Detroit

HT: 6-3

WT: 190

	G	GS	MIN	FG	FGA	PCT	FT	FTA	PCT	OFF	DEF	TOT	A	PF	D	ST	TO	BS	PTS	AVG
1996-97	61	4	634	81	190	.426	45	48	.938	18	50	68	101	44	0	142	39	0	217	3.6
1997-98	23	2	277	24	63	.381	14	16	.875	2	12	14	37	34	0	8	23	1	62	2.7
1998-99	10	0	37	5	15	.333	0	0	.000	0	2	2	4	2	0	1	2	0	10	1.0
<b>TOTALS</b>	<b>94</b>	<b>6</b>	<b>948</b>	<b>110</b>	<b>268</b>	<b>.410</b>	<b>59</b>	<b>64</b>	<b>.922</b>	<b>20</b>	<b>64</b>	<b>84</b>	<b>142</b>	<b>80</b>	<b>0</b>	<b>151</b>	<b>64</b>	<b>1</b>	<b>289</b>	<b>3.1</b>

3-PT. FG: 1996-97, 10-40 (.250); 1997-98, 0-3 (.000); 1998-99, 0-1 (.000); TOTALS, 10-44 (.228)

**OWENS, BILLY**

Syracuse  
Birthdate: May 1, 1969

#30  
Drafted: 1991, 1st round (3rd overall) by Sacramento

HT: 6-9

WT: 225

	G	GS	MIN	FG	FGA	PCT	FT	FTA	PCT	OFF	DEF	TOT	A	PF	D	ST	TO	BS	PTS	AVG
1999-00	46	7	919	112	258	.434	38	64	.594	63	129	192	59	119	1	26	61	16	271	5.9

3-PT. FG: 1999-00, 9-27 (.333)

**PALAZZI, TOGO**

Holy Cross  
Birthdate: Aug. 8, 1932

Drafted: N/A

HT: 6-4

WT: 205

	G	GS	MIN	FG	FGA	PCT	FT	FTA	PCT	OFF	DEF	TOT	A	PF	D	ST	TO	BS	PTS	AVG
1956-57*	63	—	1013	210	571	.368	136	175	.777	—	—	262	49	117	0	—	—	—	556	8.8
1957-58	67	—	1001	228	579	.394	123	171	.719	—	—	243	42	125	5	—	—	—	579	8.6
1958-59	71	—	1053	240	612	.392	115	158	.728	—	—	266	67	174	0	—	—	—	595	8.4
1959-60	7	—	70	13	41	.317	4	8	.500	—	—	14	3	7	1	—	—	—	30	4.3
<b>TOTALS</b>	<b>208</b>	<b>—</b>	<b>3137</b>	<b>691</b>	<b>1803</b>	<b>.383</b>	<b>378</b>	<b>512</b>	<b>.738</b>	<b>—</b>	<b>—</b>	<b>785</b>	<b>161</b>	<b>423</b>	<b>6</b>	<b>—</b>	<b>—</b>	<b>—</b>	<b>1760</b>	<b>8.5</b>

**PLAYOFFS**

# GENERAL INFORMATION

ALL-TIME ROSTER

	G	GS	MIN	FG	FGA	PCT	FT	FTA	PCT	OFF	DEF	TOT	A	PF	D	ST	TO	BS	PTS	AVG
1956-57	5	—	87	19	49	.388	7	9	.778	—	—	18	5	11	0	—	—	—	45	9.0
1957-58	3	—	25	3	14	.214	3	6	.500	—	—	4	0	4	0	—	—	—	9	3.0
1958-59	8	—	67	13	44	.295	10	14	.714	—	—	21	6	10	0	—	—	—	36	4.5
<b>TOTALS</b>	<b>16</b>	<b>—</b>	<b>179</b>	<b>35</b>	<b>107</b>	<b>.327</b>	<b>20</b>	<b>29</b>	<b>.690</b>	<b>—</b>	<b>—</b>	<b>43</b>	<b>11</b>	<b>25</b>	<b>0</b>	<b>—</b>	<b>—</b>	<b>—</b>	<b>90</b>	<b>5.6</b>

## PARGO, JEREMY

**Gonzaga**  
Birthdate: Mar. 17, 1986

**#0**  
Drafted: Undrafted

**HT: 6-2**      **WT: 219**

	G	GS	MIN	FG	FGA	PCT	FT	FTA	PCT	OFF	DEF	TOT	A	PF	D	ST	TO	BS	PTS	AVG
2012-13	14	0	208	24	63	.381	14	21	.667	1	16	17	28	14	0	1	13	0	69	4.9
3-PT. FG: 2012-13, 7-17 (.412)																				

## PARKER, ANTHONY

**Bradley**  
Birthdate: June 19, 1975

**#12**  
Drafted: 1997, 1st round (21st overall) by New Jersey

**HT: 6-6**      **WT: 215**

	G	GS	MIN	FG	FGA	PCT	FT	FTA	PCT	OFF	DEF	TOT	A	PF	D	ST	TO	BS	PTS	AVG
1997-98	37	0	196	25	63	.397	13	20	.650	8	18	26	19	17	0	11	11	3	72	1.9
1998-99	2	0	3	1	1	1.000	0	0	---	0	0	0	0	0	0	0	0	0	2	1.0
<b>TOTALS</b>	<b>39</b>	<b>0</b>	<b>199</b>	<b>26</b>	<b>64</b>	<b>.406</b>	<b>13</b>	<b>20</b>	<b>.650</b>	<b>8</b>	<b>18</b>	<b>26</b>	<b>19</b>	<b>17</b>	<b>0</b>	<b>11</b>	<b>11</b>	<b>3</b>	<b>74</b>	<b>1.9</b>
3-PT. FG 1997-98, 9-28 (.321); 1998-99, 0-0 (---); TOTALS, 9-28 (.321)																				

## PAYNE, KENNY

**Louisville**  
Birthdate: Nov. 25, 1966

**#21**  
Drafted: 1989, 1st round (19th overall) by 76ers

**HT: 6-8**      **WT: 220**

	G	GS	MIN	FG	FGA	PCT	FT	FTA	PCT	OFF	DEF	TOT	A	PF	D	ST	TO	BS	PTS	AVG
1989-90	35	4	216	47	108	.435	16	18	.889	11	15	26	10	37	0	7	20	6	114	3.3
1990-91	47	6	444	68	189	.360	26	29	.897	17	49	66	16	43	0	11	11	3	72	1.9
1991-92	49	3	353	65	145	.448	9	13	.692	13	41	54	17	34	0	16	19	8	144	2.9
1992-93	13	0	154	38	90	.422	4	4	1.000	4	20	24	18	15	0	5	7	2	84	6.5
<b>TOTALS</b>	<b>144</b>	<b>13</b>	<b>1167</b>	<b>218</b>	<b>532</b>	<b>.410</b>	<b>55</b>	<b>64</b>	<b>.859</b>	<b>45</b>	<b>125</b>	<b>170</b>	<b>61</b>	<b>129</b>	<b>0</b>	<b>38</b>	<b>67</b>	<b>22</b>	<b>508</b>	<b>3.5</b>
3-PT. FG 1989-90, 4-10 (.400); 1990-91, 4-18 (.222); 1991-92, 5-12 (.417); 1992-93, 4-18 (.222); TOTALS, 17-58 (.293)																				

## PLAYOFFS

	G	GS	MIN	FG	FGA	PCT	FT	FTA	PCT	OFF	DEF	TOT	A	PF	D	ST	TO	BS	PTS	AVG
1989-90	3	—	10	2	5	.400	2	2	1.000	1	1	2	0	3	0	0	1	0	6	2.0

## PERRY, TIM

**Temple**  
Birthdate: June 4, 1965

**#23**  
Drafted: 1988, 1st round (7th overall) by Phoenix

**HT: 6-9**      **WT: 220**

	G	GS	MIN	FG	FGA	PCT	FT	FTA	PCT	OFF	DEF	TOT	A	PF	D	ST	TO	BS	PTS	AVG
1992-93	81	51	2104	287	613	.468	147	207	.710	154	255	409	126	159	0	40	123	91	731	9.0
1993-94	80	68	2336	272	625	.435	102	176	.580	117	287	404	94	154	1	60	80	82	719	9.0
1994-95	42	1	446	27	78	.346	22	40	.550	38	51	89	12	51	0	10	21	15	76	1.8
1995-96	8	0	87	8	18	.444	2	3	.667	6	7	13	2	5	0	2	3	3	19	2.4
<b>TOTALS</b>	<b>211</b>	<b>120</b>	<b>4973</b>	<b>594</b>	<b>1334</b>	<b>.445</b>	<b>273</b>	<b>426</b>	<b>.641</b>	<b>315</b>	<b>600</b>	<b>915</b>	<b>234</b>	<b>369</b>	<b>1</b>	<b>112</b>	<b>227</b>	<b>191</b>	<b>1545</b>	<b>7.3</b>
3-PT. FG: 1992-93, 10-49 (.526); 1993-94, 73-200 (.365); 1994-95, 0-14 (.000); 1995-96, 1-1 (1.000); TOTALS, 84-264 (.318)																				

## PETERSON, EDWARD

**Cornell**  
Birthdate: June 27, 1924

**Drafted: 1948, by New York**

**HT: 6-9**      **WT: 230**

	G	GS	MIN	FG	FGA	PCT	FT	FTA	PCT	OFF	DEF	TOT	A	PF	D	ST	TO	BS	PTS	AVG
1949-50	62	—	—	167	390	.428	111	185	.600	—	—	—	33	198	—	—	—	—	445	7.2
1950-51*	53	—	—	130	384	.339	99	150	.660	—	—	288	66	188	9	—	—	—	359	6.8
<b>TOTALS</b>	<b>115</b>	<b>—</b>	<b>0</b>	<b>297</b>	<b>774</b>	<b>.384</b>	<b>210</b>	<b>335</b>	<b>.627</b>	<b>—</b>	<b>—</b>	<b>288</b>	<b>99</b>	<b>386</b>	<b>9</b>	<b>—</b>	<b>—</b>	<b>—</b>	<b>804</b>	<b>7.0</b>

## PLAYOFFS

	G	GS	MIN	FG	FGA	PCT	FT	FTA	PCT	OFF	DEF	TOT	A	PF	D	ST	TO	BS	PTS	AVG
1949-59	11	—	—	18	43	.419	8	14	.571	—	—	—	1	33	—	—	—	—	44	4.0

## PINCKNEY, ED

**Villanova**  
Birthdate: Mar. 27, 1963

**#54**  
Drafted: 1985, 1st round (10th overall) by Phoenix

**HT: 6-9**      **WT: 240**

	G	GS	MIN	FG	FGA	PCT	FT	FTA	PCT	OFF	DEF	TOT	A	PF	D	ST	TO	BS	PTS	AVG
1995-96	27	23	679	54	102	.529	42	55	.764	74	102	176	22	55	1	33	23	11	150	5.6

## PRESSEY, PHIL

**Missouri**  
Birthdate: Feb. 17, 1992

**#26**  
Drafted: Undrafted

**HT: 5-11**      **WT: 175**

	G	GS	MIN	FG	FGA	PCT	FT	FTA	PCT	OFF	DEF	TOT	A	PF	D	ST	TO	BS	PTS	AVG
2015-16	14	0	170	21	55	.382	4	13	.308	0	23	23	46	14	0	11	19	1	55	3.9
3-PT. FG: 4-13 (.308)																				

## PRICE, MIKE

**Illinois**  
Birthdate: Sept. 11, 1948

**#36**  
Drafted: 1970, 1st round (17th overall) by New York

**HT: 6-3 1/2**      **WT: 200**

	G	GS	MIN	FG	FGA	PCT	FT	FTA	PCT	OFF	DEF	TOT	A	PF	D	ST	TO	BS	PTS	AVG
1972-73	57	5	751	125	301	.415	38	47	.809	—	—	117	71	106	0	—	—	—	288	5.1

## PRITCHARD, KEVIN

**Kansas**

**#11**

**HT: 6-3**      **WT: 180**



Birthdate: July 17, 1967

Drafted: 1990, 2nd round (34th overall) by Golden St.

	G	GS	MIN	FG	FGA	PCT	FT	FTA	PCT	OFF	DEF	TOT	A	PF	D	ST	TO	BS	PTS	AVG
1994-95	5	0	36	0	3	.000	1	4	.250	0	1	1	11	3	0	0	5	0	1	0.2
3-PT.FG.: 1994-95, 0-3 (.000)																				

**POYTHRESS, ALEX**

Kentucky  
Birthdate: Sept. 6, 1993

#5  
Drafted: Undrafted

HT: 6-7

WT: 238

	G	GS	MIN	FG	FGA	PCT	FT	FTA	PCT	OFF	DEF	TOT	A	PF	D	ST	TO	BS	PTS	AVG
2016-17	6	1	157	25	54	.463	8	10	.800	11	18	29	5	14	0	3	3	2	64	10.7
3-PT.FG.: 2016-17, 6-19 (.316)																				

**RACKLEY, LUTHER**

Xavier (Ohio)  
Birthdate: June 11, 1946

#42  
Drafted: 1969, 3rd round (37th overall) by Cincinnati

HT: 6-10

WT: 220

	G	GS	MIN	FG	FGA	PCT	FT	FTA	PCT	OFF	DEF	TOT	A	PF	D	ST	TO	BS	PTS	AVG
1973-74	9	0	68	5	13	.385	8	11	.727	5	17	22	0	11	0	3	—	4	18	2.0

**RAMSEY, CAL**

New York U.  
Birthdate: July 13, 1937

Drafted: N/A

HT: 6-4

WT: 200

	G	GS	MIN	FG	FGA	PCT	FT	FTA	PCT	OFF	DEF	TOT	A	PF	D	ST	TO	BS	PTS	AVG
1960-61	2	—	27	12	11	.182	2	4	.500	—	—	7	3	7	0	—	—	—	6	3.0

**RANDLE, CHASSON**

Stanford  
Birthdate: Feb. 5, 1993

#5  
Drafted: Undrafted

HT: 6-2

WT: 185

	G	GS	MIN	FG	FGA	PCT	FT	FTA	PCT	OFF	DEF	TOT	A	PF	D	ST	TO	BS	PTS	AVG
2016-17	8	0	74	12	26	.462	12	12	1.000	0	5	5	6	11	0	3	3	1	42	5.3
3-PT.FG.: 2016-17, 6-15 (.400)																				

**RANDOLPH, SHAVLIK**

Duke  
Birthdate: Nov. 24, 1983

#42  
Drafted: Undrafted

HT: 6-10

WT: 240

	G	GS	MIN	FG	FGA	PCT	FT	FTA	PCT	OFF	DEF	TOT	A	PF	D	ST	TO	BS	PTS	AVG
2005-06	57	1	487	44	97	.454	43	71	.606	55	78	133	19	83	0	19	21	12	131	2.3
2006-07	13	6	179	23	48	.479	12	22	.545	19	35	54	4	23	0	7	9	10	58	4.5
2007-08	9	0	27	4	14	.286	0	—	—	9	2	11	3	5	0	1	2	3	8	0.9
<b>TOTALS</b>	<b>79</b>	<b>7</b>	<b>693</b>	<b>71</b>	<b>159</b>	<b>.447</b>	<b>55</b>	<b>93</b>	<b>.591</b>	<b>83</b>	<b>115</b>	<b>198</b>	<b>26</b>	<b>111</b>	<b>0</b>	<b>27</b>	<b>32</b>	<b>25</b>	<b>197</b>	<b>2.5</b>

**PLAYOFFS**

	G	GS	MIN	FG	FGA	PCT	FT	FTA	PCT	OFF	DEF	TOT	A	PF	D	ST	TO	BS	PTS	AVG
2007-08	2	0	4	0	1	.000	3	4	.750	0	0	0	0	0	0	0	0	0	3	1.5

**RATKOVICZ, GEORGE**

None  
Birthdate: Nov. 13, 1922

Drafted: N/A

HT: 6-7

WT: 225

	G	GS	MIN	FG	FGA	PCT	FT	FTA	PCT	OFF	DEF	TOT	A	PF	D	ST	TO	BS	PTS	AVG
1949-50	62	—	—	162	439	.369	211	348	.606	—	—	—	124	201	—	—	—	—	535	8.6
1950-51	66	—	—	264	636	.415	321	439	.731	—	—	547	193	256	11	—	—	—	849	12.9
1951-52	66	—	1356	165	473	.349	163	242	.674	—	—	328	90	235	8	—	—	—	493	7.5
<b>TOTALS</b>	<b>194</b>	<b>—</b>	<b>1356</b>	<b>591</b>	<b>1548</b>	<b>.382</b>	<b>695</b>	<b>1029</b>	<b>.675</b>	<b>—</b>	<b>—</b>	<b>875</b>	<b>407</b>	<b>692</b>	<b>19</b>	<b>—</b>	<b>—</b>	<b>—</b>	<b>1877</b>	<b>9.7</b>

**PLAYOFFS**

	G	GS	MIN	FG	FGA	PCT	FT	FTA	PCT	OFF	DEF	TOT	A	PF	D	ST	TO	BS	PTS	AVG
1949-50	11	—	—	47	121	.388	50	73	.685	—	—	—	21	45	—	—	—	—	144	13.1
1950-51	7	—	—	28	59	.475	41	55	.745	—	—	63	14	33	0	—	—	—	97	13.9
1951-52	6	—	59	5	15	.333	8	20	.400	—	—	22	3	16	0	—	—	—	18	3.0
<b>TOTALS</b>	<b>24</b>	<b>—</b>	<b>59</b>	<b>80</b>	<b>195</b>	<b>.410</b>	<b>99</b>	<b>148</b>	<b>.669</b>	<b>—</b>	<b>—</b>	<b>85</b>	<b>38</b>	<b>94</b>	<b>0</b>	<b>—</b>	<b>—</b>	<b>—</b>	<b>259</b>	<b>10.8</b>

**RATLIFF, THEO**

Wyoming  
Birthdate: Apr. 17, 1973

#42/50  
Drafted: 1995, 1st round (18th overall) by Detroit

HT: 6-10

WT: 225

	G	GS	MIN	FG	FGA	PCT	FT	FTA	PCT	OFF	DEF	TOT	A	PF	D	ST	TO	BS	PTS	AVG
1997-98	58	55	1861	249	486	.512	154	218	.706	175	251	426	42	209	6	38	82	203	652	11.2
1998-99	50	50	1627	197	419	.470	166	229	.725	139	268	407	30	180	8	45	92	149	560	11.2
1999-00	57	56	1795	247	491	.503	182	236	.771	140	295	435	36	185	4	32	108	171	676	11.9
2000-01	50	50	1800	228	457	.499	165	217	.760	125	288	413	58	165	3	30	126	187	621	12.4
2008-09	46	0	579	34	64	.531	21	35	.600	46	82	128	9	77	0	17	14	47	89	1.9
<b>TOTALS</b>	<b>261</b>	<b>211</b>	<b>7662</b>	<b>955</b>	<b>1917</b>	<b>.498</b>	<b>688</b>	<b>935</b>	<b>.736</b>	<b>625</b>	<b>1184</b>	<b>1809</b>	<b>175</b>	<b>816</b>	<b>21</b>	<b>162</b>	<b>422</b>	<b>757</b>	<b>2598</b>	<b>10.0</b>

**PLAYOFFS**

	G	GS	MIN	FG	FGA	PCT	FT	FTA	PCT	OFF	DEF	TOT	A	PF	D	ST	TO	BS	PTS	AVG
1998-99	7	7	204	20	43	.465	11	19	.579	23	28	51	6	19	0	5	7	18	51	7.3
1999-00	10	10	374	48	101	.475	34	47	.723	28	51	79	9	35	1	10	17	30	130	13.0
2008-09	6	0	94	9	11	.818	2	4	.500	6	17	23	0	24	0	1	4	4	20	3.3
<b>TOTALS</b>	<b>23</b>	<b>17</b>	<b>672</b>	<b>77</b>	<b>155</b>	<b>.497</b>	<b>47</b>	<b>70</b>	<b>.671</b>	<b>57</b>	<b>96</b>	<b>152</b>	<b>15</b>	<b>78</b>	<b>1</b>	<b>16</b>	<b>28</b>	<b>52</b>	<b>201</b>	<b>8.7</b>

**ALL-STAR GAME**

	G	GS	MIN	FG	FGA	PCT	FT	FTA	PCT	OFF	DEF	TOT	A	PF	D	ST	TO	BS	PTS	AVG
--	---	----	-----	----	-----	-----	----	-----	-----	-----	-----	-----	---	----	---	----	----	----	-----	-----

# GENERAL INFORMATION

2001

SELECTED BUT DID NOT PLAY DUE TO INJURY

## RAUTINS, LEO

Syracuse  
Birthdate: Mar. 20, 1960

#11  
Drafted: 1983, 1st round (17th overall) by 76ers

	G	GS	MIN	FG	FGA	PCT	FT	FTA	PCT	OFF	DEF	TOT	A	PF	D	ST	TO	BS	PTS	AVG
1983-84	28	3	196	21	58	.362	6	10	.600	9	24	33	29	31	0	9	19	2	48	1.7

### PLAYOFFS

	G	GS	MIN	FG	FGA	PCT	FT	FTA	PCT	OFF	DEF	TOT	A	PF	D	ST	TO	BS	PTS	AVG
1983-84	3	0	5	1	3	.333	0	0	---	2	0	2	1	2	0	1	0	0	3	1.0

## RAY, JIM

Toledo  
Birthdate: Jan. 12, 1934

Drafted: N/A

	G	GS	MIN	FG	FGA	PCT	FT	FTA	PCT	OFF	DEF	TOT	A	PF	D	ST	TO	BS	PTS	AVG
1956-57	4	—	43	2	11	.182	3	5	.600	—	—	5	3	4	0	—	—	—	7	1.8
1959-60	4	—	21	1	6	.167	0	0	---	—	—	0	2	3	0	—	—	—	2	0.5
<b>TOTALS</b>	<b>8</b>	<b>—</b>	<b>64</b>	<b>3</b>	<b>17</b>	<b>.176</b>	<b>3</b>	<b>5</b>	<b>.600</b>	<b>—</b>	<b>—</b>	<b>5</b>	<b>5</b>	<b>7</b>	<b>0</b>	<b>—</b>	<b>—</b>	<b>—</b>	<b>9</b>	<b>1.1</b>

## RAYMOND, CRAIG

Brigham Young  
Birthdate: Apr. 5, 1945

#20  
Drafted: 1967, 1st round (12th overall) by 76ers

	G	GS	MIN	FG	FGA	PCT	FT	FTA	PCT	OFF	DEF	TOT	A	PF	D	ST	TO	BS	PTS	AVG
1968-69	27	0	177	22	64	.344	11	17	.647	—	—	68	8	46	2	—	—	—	55	2.0

## REDMOND, MARLON

San Francisco  
Birthdate: Apr. 15, 1955

#4  
Drafted: 1977, 3rd round (60th overall) by Golden St.

	G	GS	MIN	FG	FGA	PCT	FT	FTA	PCT	OFF	DEF	TOT	A	PF	D	ST	TO	BS	PTS	AVG
1978-79	4	0	23	1	12	.083	0	0	---	0	1	1	1	3	0	0	1	0	2	0.5

## REID, JIM

Winston Salem  
Birthdate: Aug. 3, 1945

#12  
Drafted: 1967, 5th round (53rd overall) by 76ers

	G	GS	MIN	FG	FGA	PCT	FT	FTA	PCT	OFF	DEF	TOT	A	PF	D	ST	TO	BS	PTS	AVG
1967-68	6	—	52	10	20	.500	1	5	.200	—	—	11	3	6	0	—	—	—	21	3.5

## REID, ROBERT

St. Mary's (TX)  
Birthdate: Aug. 30, 1955

#50  
Drafted: 1977, 2nd round (40th overall) by Houston

	G	GS	MIN	FG	FGA	PCT	FT	FTA	PCT	OFF	DEF	TOT	A	PF	D	ST	TO	BS	PTS	AVG
1990-91	3	0	37	2	14	.143	0	0	---	2	7	9	4	3	0	1	3	3	4	1.3

### PLAYOFFS

	G	GS	MIN	FG	FGA	PCT	FT	FTA	PCT	OFF	DEF	TOT	A	PF	D	ST	TO	BS	PTS	AVG
1990-91	7	—	41	5	10	.500	0	0	---	1	8	9	2	8	0	1	2	0	10	1.4

3-PT. FG: 1990-91, 0-1 (.000)

## RENTZIAS, EFTHIMIOS

F.C. Barcelona  
Birthdate: Jan. 11, 1976

#14  
Drafted: 1996, 1st round (23rd overall) by Denver

	G	GS	MIN	FG	FGA	PCT	FT	FTA	PCT	OFF	DEF	TOT	A	PF	D	ST	TO	BS	PTS	AVG
2002-03	35	0	143	20	59	.339	8	9	.889	10	16	26	7	21	0	6	4	2	52	1.5

3-PT. FG: 2002-03, 4-8 (.500)

### PLAYOFFS

	G	GS	MIN	FG	FGA	PCT	FT	FTA	PCT	OFF	DEF	TOT	A	PF	D	ST	TO	BS	PTS	AVG
2002-03	ON PLAYOFF ROSTER BUT DID NOT PLAY.																			

## RICHARDSON, CLINT

Seattle  
Birthdate: Aug. 6, 1956

#4  
Drafted: 1979, 2nd round (36th overall) by 76ers

	G	GS	MIN	FG	FGA	PCT	FT	FTA	PCT	OFF	DEF	TOT	A	PF	D	ST	TO	BS	PTS	AVG
1979-80	52	34	988	159	348	.457	28	45	.622	55	68	123	107	97	0	24	64	15	347	6.7
1980-81	77	1	1313	227	464	.489	84	108	.778	83	93	176	152	102	0	36	110	10	538	7.0
1981-82	77	0	1040	140	310	.452	69	88	.784	55	63	118	109	109	0	36	79	9	351	4.6
1982-83	77	1	1755	259	559	.463	71	111	.640	98	149	247	168	164	0	71	99	18	589	7.6
1983-84	69	12	1571	221	473	.467	79	103	.767	62	103	165	155	145	0	49	100	23	521	7.6
1984-85	74	20	1531	183	404	.453	76	89	.854	60	95	155	157	143	0	37	78	15	443	6.0
<b>TOTALS</b>	<b>426</b>	<b>68</b>	<b>8198</b>	<b>1189</b>	<b>2558</b>	<b>.465</b>	<b>407</b>	<b>544</b>	<b>.748</b>	<b>413</b>	<b>571</b>	<b>984</b>	<b>848</b>	<b>760</b>	<b>0</b>	<b>253</b>	<b>530</b>	<b>90</b>	<b>2789</b>	<b>6.5</b>

3-PT. FG: 1979-80, 1-3 (.333); 1980-81, 0-1 (.000); 1981-82, 2-2 (1.000); 1982-83, 0-6 (.000); 1983-84, 0-4 (.000); 1984-85, 1-3 (.333); TOTALS, 4-19 (.211)

### PLAYOFFS

	G	GS	MIN	FG	FGA	PCT	FT	FTA	PCT	OFF	DEF	TOT	A	PF	D	ST	TO	BS	PTS	AVG
1979-80	3	—	3	1	3	.333	0	0	---	0	0	0	0	0	0	1	1	0	2	0.7
1980-81	13	—	181	20	38	.526	9	17	.529	9	12	21	12	15	0	6	8	3	49	3.8
1981-82	21	—	415	47	104	.452	17	30	.567	29	40	69	40	48	0	13	21	5	111	5.3
1982-83	13	—	319	37	83	.446	14	17	.824	14	25	39	23	37	0	15	14	3	88	6.8
1983-84	5	—	115	13	23	.565	11	12	.917	4	12	16	10	17	0	3	4	1	37	7.4
1984-85	13	—	281	53	94	.564	9	10	.900	14	24	38	27	23	0	10	17	2	115	8.8
<b>TOTALS</b>	<b>68</b>	<b>—</b>	<b>1314</b>	<b>171</b>	<b>345</b>	<b>.496</b>	<b>60</b>	<b>86</b>	<b>.698</b>	<b>70</b>	<b>113</b>	<b>183</b>	<b>112</b>	<b>140</b>	<b>0</b>	<b>48</b>	<b>65</b>	<b>14</b>	<b>402</b>	<b>5.9</b>



3-PT. FG: 1979-80, 0-2 (.000)

**RICHARDSON, JASON**

Michigan State  
Birthdate: Jan. 20, 1981

#23

Drafted: 2001, 1st round (5th overall) by Golden State

HT: 6-6

WT: 220

	G	GS	MIN	FG	FGA	PCT	FT	FTA	PCT	OFF	DEF	TOT	A	PF	D	ST	TO	BS	PTS	AVG
2012-13	33	33	936	135	336	.402	20	33	.606	19	108	127	51	57	0	40	26	15	347	10.5
2013-14											INACTIVE - COACH'S DECISION									
2014-15	19	15	416	62	178	.348	19	22	.773	13	53	66	38	28	0	13	16	3	172	9.1
<b>TOTALS</b>	<b>33</b>	<b>33</b>	<b>936</b>	<b>135</b>	<b>336</b>	<b>.402</b>	<b>20</b>	<b>33</b>	<b>.606</b>	<b>19</b>	<b>108</b>	<b>127</b>	<b>51</b>	<b>57</b>	<b>0</b>	<b>40</b>	<b>26</b>	<b>15</b>	<b>347</b>	<b>10.5</b>

3-PT. FG: 2012-13, 57-167 (.341); 2014-15, 31-96 (.348); TOTALS, 88-263 (.335)

**ROBERTS, JOE**

Ohio State  
Birthdate: May 18, 1936

Drafted: N/A

HT: 6-6

WT: 215

	G	GS	MIN	FG	FGA	PCT	FT	FTA	PCT	OFF	DEF	TOT	A	PF	D	ST	TO	BS	PTS	AVG
1960-61	68	—	800	130	351	.370	62	104	.596	—	—	243	43	125	0	—	—	—	322	4.7
1961-62	80	—	1642	243	619	.393	129	194	.665	—	—	538	50	230	4	—	—	—	615	7.7
1962-63	33	—	466	73	196	.372	35	51	.686	—	—	155	16	66	1	—	—	—	181	5.5
<b>TOTALS</b>	<b>181</b>	<b>—</b>	<b>2908</b>	<b>446</b>	<b>1166</b>	<b>.383</b>	<b>226</b>	<b>349</b>	<b>.648</b>	<b>—</b>	<b>—</b>	<b>936</b>	<b>109</b>	<b>421</b>	<b>5</b>	<b>—</b>	<b>—</b>	<b>—</b>	<b>1118</b>	<b>6.2</b>

**PLAYOFFS**

	G	GS	MIN	FG	FGA	PCT	FT	FTA	PCT	OFF	DEF	TOT	A	PF	D	ST	TO	BS	PTS	AVG
1960-61	5	—	20	3	10	.300	0	0	—	—	4	0	3	0	—	—	—	—	6	1.2
1961-62	4	—	64	8	22	.364	10	14	.714	—	—	28	0	9	0	—	—	—	26	6.5
<b>TOTALS</b>	<b>9</b>	<b>0</b>	<b>84</b>	<b>11</b>	<b>32</b>	<b>.344</b>	<b>10</b>	<b>14</b>	<b>.714</b>	<b>—</b>	<b>—</b>	<b>32</b>	<b>0</b>	<b>12</b>	<b>0</b>	<b>—</b>	<b>—</b>	<b>—</b>	<b>32</b>	<b>3.6</b>

**ROBERTS, STANLEY**

LSU  
Birthdate: Feb. 7, 1970

#53

Drafted: 1991, 1st round (3rd overall) by Orlando

HT: 7-0

WT: 290

	G	GS	MIN	FG	FGA	PCT	FT	FTA	PCT	OFF	DEF	TOT	A	PF	D	ST	TO	BS	PTS	AVG
1999-00	5	1	51	5	16	.313	0	3	.000	6	9	15	3	15	0	1	2	1	10	2.0

**ROBINSON, CLIFF**

USC  
Birthdate: Mar. 13, 1960

#4

Drafted: 1979, 1st round (11th overall) by New Jersey

HT: 6-9

WT: 240

	G	GS	MIN	FG	FGA	PCT	FT	FTA	PCT	OFF	DEF	TOT	A	PF	D	ST	TO	BS	PTS	AVG
1986-87	55	30	1586	338	729	.464	139	184	.755	86	221	307	89	150	1	86	123	30	815	14.8
1987-88	62	51	2110	483	1041	.464	210	293	.717	116	289	405	131	192	4	79	161	39	1178	19.0
1988-89	14	13	416	90	187	.481	32	44	.727	19	56	75	32	37	0	17	34	2	212	15.1
<b>TOTALS</b>	<b>131</b>	<b>94</b>	<b>4112</b>	<b>911</b>	<b>1957</b>	<b>.466</b>	<b>381</b>	<b>521</b>	<b>.731</b>	<b>221</b>	<b>566</b>	<b>787</b>	<b>252</b>	<b>379</b>	<b>5</b>	<b>182</b>	<b>318</b>	<b>71</b>	<b>2205</b>	<b>16.8</b>

3-PT. FG: 1986-87, 0-4 (.000); 1987-88, 2-9 (.222); 1988-89, 0-1 (.000); TOTALS, 2-14 (.143)

**CLIFF ROBINSON PLAYOFFS**

	G	GS	MIN	FG	FGA	PCT	FT	FTA	PCT	OFF	DEF	TOT	A	PF	D	ST	TO	BS	PTS	AVG
1986-87	5	—	138	30	61	.492	13	15	.867	10	33	43	6	15	0	3	8	7	73	14.6

**ROBINSON, GLENN**

Purdue  
Birthdate: Jan. 10, 1973

#31

Drafted: 1994, 1st round (1st overall) by Milwaukee

HT: 6-7

WT: 240

	G	GS	MIN	FG	FGA	PCT	FT	FTA	PCT	OFF	DEF	TOT	A	PF	D	ST	TO	BS	PTS	AVG
2003-04	42	42	1336	275	614	.448	114	137	.832	46	143	189	57	96	1	42	106	9	698	16.6

3-PT. FG: 2003-04, 34-100 (.340)

**ROBINSON III, GLENN**

Michigan  
Birthdate: Jan. 8, 1994

#1

Drafted: 2014, 2nd round (40th overall) by Minnesota

HT: 6-7

WT: 222

	G	GS	MIN	FG	FGA	PCT	FT	FTA	PCT	OFF	DEF	TOT	A	PF	D	ST	TO	BS	PTS	AVG
2014-15	10	1	153	18	43	.419	4	8	.500	11	14	25	8	10	0	3	8	1	44	4.4

3-PT. FG: 2014-15, 4-13 (.308)

**ROBINSON, THOMAS**

Kansas  
Birthdate: Mar. 17, 1991

#41

Drafted: 2012, 1st round (5th overall) by Sacramento

HT: 6-10

WT: 237

	G	GS	MIN	FG	FGA	PCT	FT	FTA	PCT	OFF	DEF	TOT	A	PF	D	ST	TO	BS	PTS	AVG
2014-15	22	0	407	79	169	.467	35	58	.603	62	108	170	24	50	0	16	26	9	193	8.8

3-PT. FG: 2014-15, 0-2 (.000)

**ROCHA, RED**

Hawaii; Oregon State  
Birthdate: Sept. 18, 1923

#16

Drafted: N/A

HT: 6-9

WT: 195

	G	GS	MIN	FG	FGA	PCT	FT	FTA	PCT	OFF	DEF	TOT	A	PF	D	ST	TO	BS	PTS	AVG
1951-52	66	—	2543	300	749	.401	254	330	.770	—	—	549	128	249	4	—	—	—	854	12.9
1952-53	69	—	2454	268	690	.388	234	310	.755	—	—	510	137	257	5	—	—	—	770	11.2
1954-55	72	—	2473	295	801	.368	222	284	.782	—	—	489	178	242	5	—	—	—	812	11.3
1955-56	72	—	1883	250	692	.361	220	281	.783	—	—	416	131	244	6	—	—	—	720	10.0
<b>TOTALS</b>	<b>279</b>	<b>—</b>	<b>9353</b>	<b>1113</b>	<b>2932</b>	<b>.380</b>	<b>930</b>	<b>1205</b>	<b>.772</b>	<b>—</b>	<b>—</b>	<b>1964</b>	<b>574</b>	<b>992</b>	<b>20</b>	<b>—</b>	<b>—</b>	<b>—</b>	<b>3156</b>	<b>11.3</b>

**RED ROCHA PLAYOFFS**

	G	GS	MIN	FG	FGA	PCT	FT	FTA	PCT	OFF	DEF	TOT	A	PF	D	ST	TO	BS	PTS	AVG
1951-52	7	—	276	41	95	.432	37	51	.725	—	—	48	10	36	3	—	—	—	119	17.0





	G	GS	MIN	FG	FGA	PCT	FT	FTA	PCT	OFF	DEF	TOT	A	PF	D	ST	TO	BS	PTS	AVG
2014-15	74	32	1131	146	346	.422	63	94	.670	35	128	163	77	135	0	38	76	26	386	5.2
2015-16	47	18	691	86	202	.426	62	97	.639	30	99	129	30	91	1	11	51	16	240	5.1
<b>TOTALS</b>	<b>121</b>	<b>50</b>	<b>1822</b>	<b>232</b>	<b>548</b>	<b>.423</b>	<b>125</b>	<b>191</b>	<b>.654</b>	<b>65</b>	<b>227</b>	<b>292</b>	<b>107</b>	<b>226</b>	<b>1</b>	<b>49</b>	<b>127</b>	<b>42</b>	<b>626</b>	<b>5.2</b>

3-PT. FG: 2014-15, 31-127 (.244); 2015-16, 6-34 (.176); TOTALS, 37-161 (.230)

**SANCHEZ, JUAN (PEPE)** Temple Birthdate: Nov. 17, 1975 #4 Drafted: Undrafted HT: 6-4 WT: 195

	G	GS	MIN	FG	FGA	PCT	FT	FTA	PCT	OFF	DEF	TOT	A	PF	D	ST	TO	BS	PTS	AVG
2000-01	29	0	150	9	28	.321	2	2	1.000	3	12	15	4	21	0	11	6	1	20	0.7

**SARIC, DARIO** CROATIA Birthdate: April 8, 1994 #9 Drafted: 2014, 1st round (12th overall) by Orlando HT: 6-10 WT: 245

	G	GS	MIN	FG	FGA	PCT	FT	FTA	PCT	OFF	DEF	TOT	A	PF	D	ST	TO	BS	PTS	AVG
2016-17	81	36	2129	381	927	.411	172	220	.782	112	401	513	182	162	2	57	183	30	1040	12.8

3-PT. FG: 2016-17, 106-341 (.311)

**SATTERFIELD, KENNY** Cincinnati Birthdate: April 10, 1981 #12 Drafted: 2001, 1st round (25th overall) by Dallas HT: 6-2 WT: 170

	G	GS	MIN	FG	FGA	PCT	FT	FTA	PCT	OFF	DEF	TOT	A	PF	D	ST	TO	BS	PTS	AVG
2002-03	17	0	82	4	18	.222	1	2	.500	4	4	8	15	6	0	2	7	0	9	0.5

**SAVAGE, DON** LeMoyné Birthdate: April 9, 1928 Drafted: N/A HT: 6-3 WT: 205

	G	GS	MIN	FG	FGA	PCT	FT	FTA	PCT	OFF	DEF	TOT	A	PF	D	ST	TO	BS	PTS	AVG
1951-52	12	—	118	9	43	.209	18	28	.643	—	—	24	12	22	0	—	—	—	36	3.0
1956-57	5	—	55	6	19	.316	6	7	.857	—	—	7	2	7	0	—	—	—	18	3.6
<b>TOTALS</b>	<b>17</b>	<b>—</b>	<b>173</b>	<b>15</b>	<b>62</b>	<b>.242</b>	<b>24</b>	<b>35</b>	<b>.686</b>	<b>—</b>	<b>—</b>	<b>31</b>	<b>14</b>	<b>29</b>	<b>0</b>	<b>—</b>	<b>—</b>	<b>—</b>	<b>54</b>	<b>3.2</b>

**SCHAFFER, BOB** Villanova Birth Date: 1933 Drafted: N/A HT: 6-3 WT: 195

	G	GS	MIN	FG	FGA	PCT	FT	FTA	PCT	OFF	DEF	TOT	A	PF	D	ST	TO	BS	PTS	AVG
1955-56*	54	—	578	81	270	.300	62	81	.765	—	—	71	53	75	0	—	—	—	224	4.1
1956-57	11	—	167	19	66	.288	11	13	.846	—	—	11	15	16	1	—	—	—	49	4.5
<b>TOTALS</b>	<b>65</b>	<b>—</b>	<b>745</b>	<b>100</b>	<b>336</b>	<b>.298</b>	<b>73</b>	<b>94</b>	<b>.777</b>	<b>—</b>	<b>—</b>	<b>82</b>	<b>68</b>	<b>91</b>	<b>1</b>	<b>—</b>	<b>—</b>	<b>—</b>	<b>273</b>	<b>4.2</b>

**PLAYOFFS**

	G	GS	MIN	FG	FGA	PCT	FT	FTA	PCT	OFF	DEF	TOT	A	PF	D	ST	TO	BS	PTS	AVG
1955-56	4	—	39	3	20	.150	5	6	.833	—	—	9	1	8	1	—	—	—	11	2.8

**SCHAYES, DOLPH** New York University Birthdate: May 19, 1928 #4 Drafted: Undrafted by NBA teams HT: 6-8 WT: 220

	G	GS	MIN	FG	FGA	PCT	FT	FTA	PCT	OFF	DEF	TOT	A	PF	D	ST	TO	BS	PTS	AVG
1948-49(n)	63	—	—	271	—	—	267	370	.722	—	—	—	—	232	—	—	—	—	809	12.8
1949-50	64	—	—	348	903	.385	376	486	.774	—	—	—	—	259	225	—	—	—	1072	16.8
1950-51	66	—	—	332	930	.357	457	608	.752	—	—	1080	251	271	9	—	—	—	1121	17.0
1951-52	63	—	2004	263	740	.355	342	424	.803	—	—	773	182	213	5	—	—	—	868	13.8
1952-53	71	—	2668	375	1002	.374	512	619	.827	—	—	920	227	271	9	—	—	—	1262	17.8
1953-54	72	—	2655	370	973	.380	488	590	.827	—	—	870	214	232	4	—	—	—	1228	17.1
1954-55	72	—	2526	422	1103	.383	489	587	.833	—	—	887	213	247	6	—	—	—	1333	18.5
1955-56	72	—	2517	465	1202	.387	542	632	.858	—	—	891	200	251	9	—	—	—	1472	20.4
1956-57	72	—	2851	496	1308	.379	625	691	.904	—	—	1008	229	219	5	—	—	—	1617	22.5
1957-58	72	—	2918	581	1458	.398	629	696	.904	—	—	1022	224	244	6	—	—	—	1791	24.9
1958-59	72	—	2645	504	1304	.387	526	609	.864	—	—	962	178	280	9	—	—	—	1534	21.3
1959-60	75	—	2741	578	1440	.401	533	597	.893	—	—	959	256	263	10	—	—	—	1689	22.5
1960-61	79	—	3007	594	1595	.372	680	783	.868	—	—	960	296	296	9	—	—	—	1868	23.6
1961-62	56	—	1480	268	751	.357	286	319	.897	—	—	439	120	167	4	—	—	—	822	14.7
1962-63	66	—	1438	223	575	.388	181	206	.879	—	—	375	175	177	2	—	—	—	627	9.5
1963-64	24	—	350	44	143	.308	46	57	.807	—	—	110	48	76	3	—	—	—	134	5.6
<b>TOTALS</b>	<b>1059</b>	<b>—</b>	<b>29800</b>	<b>6134</b>	<b>15427</b>	<b>—</b>	<b>6979</b>	<b>8274</b>	<b>.843</b>	<b>—</b>	<b>—</b>	<b>11256</b>	<b>3072</b>	<b>3664</b>	<b>90</b>	<b>—</b>	<b>—</b>	<b>—</b>	<b>19247</b>	<b>18.2</b>

**DOLPH SCHAYES PLAYOFFS**

	G	GS	MIN	FG	FGA	PCT	FT	FTA	PCT	OFF	DEF	TOT	A	PF	D	ST	TO	BS	PTS	AVG
1948-49(n)	6	—	—	27	—	—	32	42	.762	—	—	—	—	26	—	—	—	—	86	14.3
1949-50	11	—	—	57	148	.385	74	101	.733	—	—	—	—	28	4	—	—	—	188	17.1
1950-51	7	—	—	47	105	.448	49	64	.766	—	—	102	20	28	2	—	—	—	143	20.4
1951-52	7	—	248	41	91	.451	60	78	.769	—	—	90	15	34	2	—	—	—	142	20.3
1952-53	2	—	58	4	16	.250	10	13	.769	—	—	17	1	7	0	—	—	—	18	9.0
1953-54	13	—	374	64	140	.457	80	108	.741	—	—	136	24	40	1	—	—	—	208	16.0
1954-55	11	—	363	60	167	.359	89	106	.840	—	—	141	40	48	3	—	—	—	209	19.0
1955-56	8	—	310	52	142	.366	73	83	.880	—	—	111	27	27	0	—	—	—	177	22.1
1956-57	5	—	215	29	95	.305	49	55	.891	—	—	90	14	18	0	—	—	—	107	21.4
1957-58	3	—	131	25	64	.391	30	36	.833	—	—	45	6	10	0	—	—	—	80	26.7
1958-59	9	—	351	78	195	.400	98	107	.916	—	—	117	41	36	0	—	—	—	254	28.2
1959-60	3	—	126	30	66	.455	28	30	.933	—	—	48	8	10	0	—	—	—	88	29.3
1960-61	8	—	308	51	152	.336	63	70	.900	—	—	91	21	32	2	—	—	—	165	20.6
1961-62	5	—	95	24	66	.364	9	13	.692	—	—	35	5	21	0	—	—	—	57	11.4
1962-63	5	—	108	20	44	.455	11	12	.917	—	—	28	7	17	0	—	—	—	51	10.2
<b>TOTALS</b>	<b>103</b>	<b>—</b>	<b>2687</b>	<b>609</b>	<b>1491</b>	<b>—</b>	<b>755</b>	<b>918</b>	<b>.822</b>	<b>—</b>	<b>—</b>	<b>1051</b>	<b>257</b>	<b>397</b>	<b>10</b>	<b>—</b>	<b>—</b>	<b>—</b>	<b>1973</b>	<b>19.2</b>

# GENERAL INFORMATION

## ALL-STAR GAME

	G	GS	MIN	FG	FGA	PCT	FT	FTA	PCT	OFF	DEF	TOT	A	PF	D	ST	TO	BS	PTS	AVG
1951	1	1	—	7	10	.700	1	2	.500	—	—	14	3	—	—	—	—	—	15	—
1952	SELECTED BUT DID NOT PLAY DUE TO INJURY																			
1953	1	1	26	2	7	.286	4	4	1.000	—	—	13	3	—	—	—	—	—	8	—
1954	1	1	24	1	3	.333	4	6	.667	—	—	12	1	—	—	—	—	—	6	—
1955	1	1	19	6	12	.500	3	3	1.000	—	—	13	1	—	—	—	—	—	15	—
1956	1	1	25	4	8	.500	6	10	.600	—	—	4	2	—	—	—	—	—	14	—
1957	1	0	25	4	6	.667	1	1	1.000	—	—	10	1	—	—	—	—	—	9	—
1958	1	1	39	6	15	.400	6	6	1.000	—	—	9	2	—	—	—	—	—	18	—
1959	1	0	22	3	11	.273	7	8	.875	—	—	13	1	—	—	—	—	—	13	—
1960	1	1	27	8	19	.421	3	3	1.000	—	—	10	0	—	—	—	—	—	19	—
1961	1	1	27	7	15	.467	7	7	1.000	—	—	6	3	—	—	—	—	—	21	—
1962	1	1	4	0	0	---	0	0	---	—	—	1	0	—	—	—	—	—	0	—
<b>TOTALS</b>	<b>11</b>	<b>9</b>	<b>238</b>	<b>48</b>	<b>106</b>	<b>.453</b>	<b>42</b>	<b>50</b>	<b>.840</b>	<b>—</b>	<b>—</b>	<b>105</b>	<b>17</b>	<b>—</b>	<b>—</b>	<b>—</b>	<b>—</b>	<b>—</b>	<b>138</b>	<b>12.5</b>

## SCHLUETER, DALE

Colorado State  
Birthdate: Nov. 12, 1945

#54  
Drafted: 1967, 6th round (63rd overall) by San Francisco

HT: 6-10

WT: 225

	G	GS	MIN	FG	FGA	PCT	FT	FTA	PCT	OFF	DEF	TOT	A	PF	D	ST	TO	BS	PTS	AVG
1972-73	78	10	1136	166	317	.524	86	123	.699	—	—	354	103	166	0	—	—	—	418	5.4

## SCHOENE, RUSS

Tennessee-Chattanooga  
Birthdate: Apr. 16, 1960

#3  
Drafted: 1982, 2nd round (45th overall) by 76ers

HT: 6-10

WT: 210

	G	GS	MIN	FG	FGA	PCT	FT	FTA	PCT	OFF	DEF	TOT	A	PF	D	ST	TO	BS	PTS	AVG
1982-83	46	2	702	106	207	.512	21	28	.750	52	102	154	32	118	2	13	46	9	233	5.1
3-PT.FG: 1982-83, 0-1 (.000)																				

## SCHOLZ, DAVE

Illinois  
Birthdate: Apr. 12, 1948

#25  
Drafted: 1969, 4th round (45th overall) by 76ers

HT: 6-8

WT: 220

	G	GS	MIN	FG	FGA	PCT	FT	FTA	PCT	OFF	DEF	TOT	A	PF	D	ST	TO	BS	PTS	AVG
1969-70	1	—	1	1	1	1.000	0	0	---	—	—	0	0	0	0	—	—	—	2	2.0

## SCOLARI, FREDDIE

San Francisco  
Birthdate: March 1, 1922

Drafted: N/A

HT: 5-11

WT: 180

	G	GS	MIN	FG	FGA	PCT	FT	FTA	PCT	OFF	DEF	TOT	A	PF	D	ST	TO	BS	PTS	AVG
1950-51*	66	—	—	302	923	.327	279	331	.843	—	—	218	255	183	1	—	—	—	883	13.4

## PLAYOFFS

	G	GS	MIN	FG	FGA	PCT	FT	FTA	PCT	OFF	DEF	TOT	A	PF	D	ST	TO	BS	PTS	AVG
1950-51	7	—	—	33	93	.355	22	27	.815	—	—	41	16	23	1	—	—	—	88	12.6

## SELVY, FRANK

Furman  
Birthdate: Nov. 9, 1932

Drafted: N/A

HT: 6-3

WT: 180

	G	GS	MIN	FG	FGA	PCT	FT	FTA	PCT	OFF	DEF	TOT	A	PF	D	ST	TO	BS	PTS	AVG
1959-60*	62	—	1308	205	521	.393	153	208	.736	—	—	175	111	101	1	—	—	—	563	9.1

## SEYMOUR, PAUL

Toledo  
Birthdate: Jan. 30, 1928

#5  
Drafted: N/A

HT: 6-2

WT: 180

	G	GS	MIN	FG	FGA	PCT	FT	FTA	PCT	OFF	DEF	TOT	A	PF	D	ST	TO	BS	PTS	AVG
1947-48(n)	30	—	—	79	—	—	47	64	.734	—	—	—	—	54	—	—	—	—	205	6.8
1948-49(n)	63	—	—	120	—	—	70	106	.660	—	—	—	—	150	—	—	—	—	310	4.9
1949-50	62	—	—	175	524	.334	126	176	.716	—	—	—	189	157	—	—	—	—	476	7.7
1950-51	61	—	—	125	385	.325	117	159	.736	—	—	194	187	138	0	—	—	—	367	7.2
1951-52	66	—	2209	206	615	.335	186	245	.759	—	—	225	220	165	4	—	—	—	598	9.1
1952-53	67	—	2684	306	798	.383	340	416	.817	—	—	246	294	210	3	—	—	—	952	14.2
1953-54	71	—	2727	316	838	.377	299	368	.813	—	—	291	364	187	2	—	—	—	931	13.1
1954-55	72	—	2950	375	1036	.362	300	370	.811	—	—	300	483	167	0	—	—	—	1050	14.6
1955-56	57	—	1826	227	670	.339	188	233	.807	—	—	152	276	130	1	—	—	—	642	11.3
1956-57	65	—	1235	143	442	.324	101	123	.821	—	—	130	193	91	0	—	—	—	387	6.0
1957-58	64	—	763	107	315	.340	53	63	.841	—	—	107	93	88	0	—	—	—	267	4.2
1958-59	21	—	266	32	98	.327	26	29	.897	—	—	39	36	25	0	—	—	—	90	4.3
1959-60	4	—	7	0	4	.000	0	0	0	—	—	1	0	1	0	—	—	—	0	0.0
<b>TOTALS</b>	<b>693</b>	<b>—</b>	<b>14557</b>	<b>2211</b>	<b>5725</b>	<b>—</b>	<b>1853</b>	<b>2352</b>	<b>.788</b>	<b>—</b>	<b>—</b>	<b>1685</b>	<b>2335</b>	<b>1563</b>	<b>10</b>	<b>—</b>	<b>—</b>	<b>—</b>	<b>6275</b>	<b>9.1</b>

## PAUL SEYMOUR PLAYOFFS (Totals do not include statistics from 1947-49)

	G	GS	MIN	FG	FGA	PCT	FT	FTA	PCT	OFF	DEF	TOT	A	PF	D	ST	TO	BS	PTS	AVG
1947-48(n)	30	—	—	79	—	—	47	64	.734	—	—	—	—	54	—	—	—	—	205	6.8
1948-49(n)	63	—	—	120	—	—	70	106	.660	—	—	—	—	150	—	—	—	—	310	4.9
1949-50	62	—	—	175	524	.334	126	176	.716	—	—	—	189	157	—	—	—	—	476	7.7
1950-51	61	—	—	125	385	.325	117	159	.736	—	—	194	187	138	0	—	—	—	367	7.2
1951-52	66	—	2209	206	615	.335	186	245	.759	—	—	225	220	165	4	—	—	—	598	9.1
1952-53	67	—	2684	306	798	.383	340	416	.817	—	—	246	294	210	3	—	—	—	952	14.2
1953-54	71	—	2727	316	838	.377	299	368	.813	—	—	291	364	187	2	—	—	—	931	13.1
1954-55	72	—	2950	375	1036	.362	300	370	.811	—	—	300	483	167	0	—	—	—	1050	14.6
1955-56	57	—	1826	227	670	.339	188	233	.807	—	—	152	276	130	1	—	—	—	642	11.3
1956-57	65	—	1235	143	442	.324	101	123	.821	—	—	130	193	91	0	—	—	—	387	6.0
1957-58	64	—	763	107	315	.340	53	63	.841	—	—	107	93	88	0	—	—	—	267	4.2
1958-59	21	—	266	32	98	.327	26	29	.897	—	—	39	36	25	0	—	—	—	90	4.3
1959-60	4	—	7	0	4	.000	0	0	0	—	—	1	0	1	0	—	—	—	0	0.0
<b>TOTALS</b>	<b>66</b>	<b>—</b>	<b>1652</b>	<b>208</b>	<b>632</b>	<b>.329</b>	<b>234</b>	<b>284</b>	<b>.824</b>	<b>—</b>	<b>—</b>	<b>164</b>	<b>257</b>	<b>185</b>	<b>4</b>	<b>—</b>	<b>—</b>	<b>—</b>	<b>650</b>	<b>9.8</b>





**ALL-STAR GAME**

	G	GS	MIN	FG	FGA	PCT	FT	FTA	PCT	OFF	DEF	TOT	A	PF	D	ST	TO	BS	PTS	AVG
1953	1	0	14	2	3	.667	—	—	—	—	—	3	2	—	—	—	—	—	5	—
1954	1	0	19	2	6	.333	4	4	1.000	—	—	1	3	—	—	—	—	—	8	—
1955	1	0	16	3	8	.375	2	2	1.000	—	—	3	1	—	—	—	—	—	8	—
<b>TOTALS</b>	<b>3</b>	<b>0</b>	<b>49</b>	<b>7</b>	<b>17</b>	<b>.412</b>	<b>7</b>	<b>8</b>	<b>.875</b>	<b>—</b>	<b>—</b>	<b>7</b>	<b>6</b>	<b>—</b>	<b>—</b>	<b>—</b>	<b>—</b>	<b>—</b>	<b>21</b>	<b>7.0</b>

**SHACKLEFORD, CHARLES** North Carolina State #17 HT: 6-10 WT: 225  
 Birthdate: Apr. 22, 1966 Drafted: 1988, 2nd round (32nd overall) by New Jersey

	G	GS	MIN	FG	FGA	PCT	FT	FTA	PCT	OFF	DEF	TOT	A	PF	D	ST	TO	BS	PTS	AVG
1991-92	72	62	1399	205	422	.486	63	95	.663	145	270	415	46	205	3	38	62	51	473	6.6
1992-93	48	0	568	80	164	.488	31	49	.633	65	140	205	26	92	1	13	36	25	191	4.0
<b>TOTALS</b>	<b>120</b>	<b>62</b>	<b>1967</b>	<b>285</b>	<b>586</b>	<b>.486</b>	<b>94</b>	<b>144</b>	<b>.653</b>	<b>210</b>	<b>410</b>	<b>620</b>	<b>72</b>	<b>297</b>	<b>4</b>	<b>51</b>	<b>98</b>	<b>76</b>	<b>664</b>	<b>5.5</b>

**SHAFFER II, LEE** North Carolina #22 HT: 6-7 WT: 220  
 Birthdate: Feb. 23, 1939 Drafted: 1960, 1st round (5th overall) by Syracuse

	G	GS	MIN	FG	FGA	PCT	FT	FTA	PCT	OFF	DEF	TOT	A	PF	D	ST	TO	BS	PTS	AVG
1961-62	75	—	2083	514	1180	.436	239	310	.771	—	—	511	99	266	6	—	—	—	1267	16.9
1962-63	80	—	2392	597	1393	.429	294	375	.784	—	—	524	97	249	5	—	—	—	1488	18.6
1963-64	41	—	1013	217	587	.370	102	133	.767	—	—	205	36	116	1	—	—	—	536	13.1
<b>TOTALS</b>	<b>196</b>	<b>—</b>	<b>5488</b>	<b>1328</b>	<b>3160</b>	<b>.420</b>	<b>635</b>	<b>818</b>	<b>.776</b>	<b>—</b>	<b>—</b>	<b>1240</b>	<b>232</b>	<b>631</b>	<b>12</b>	<b>—</b>	<b>—</b>	<b>—</b>	<b>3291</b>	<b>16.8</b>

**PLAYOFFS**

	G	GS	MIN	FG	FGA	PCT	FT	FTA	PCT	OFF	DEF	TOT	A	PF	D	ST	TO	BS	PTS	AVG
1961-62	5	—	174	35	99	.354	24	31	.774	—	—	55	7	17	0	—	—	—	94	18.8
1962-63	5	—	173	56	117	.479	24	30	.800	—	—	23	6	19	0	—	—	—	136	27.2
1963-64	3	—	40	8	22	.364	1	1	1.000	—	—	4	2	5	0	—	—	—	17	5.7
<b>TOTALS</b>	<b>13</b>	<b>—</b>	<b>387</b>	<b>99</b>	<b>238</b>	<b>.416</b>	<b>49</b>	<b>62</b>	<b>.790</b>	<b>—</b>	<b>—</b>	<b>82</b>	<b>15</b>	<b>41</b>	<b>0</b>	<b>—</b>	<b>—</b>	<b>—</b>	<b>247</b>	<b>19.0</b>

**ALL-STAR GAME**

	G	GS	MIN	FG	FGA	PCT	FT	FTA	PCT	OFF	DEF	TOT	A	PF	D	ST	TO	BS	PTS	AVG
1963	1	0	19	6	13	.462	0	0	---	—	—	1	1	—	—	—	—	—	12	12.0

**SHAW, BRIAN** California at Santa Barbara #22 HT: 6-6 WT: 200  
 Birthdate: Mar. 22, 1968 Drafted: 1988, 1st round (24th overall) by Boston

	G	GS	MIN	FG	FGA	PCT	FT	FTA	PCT	OFF	DEF	TOT	A	PF	D	ST	TO	BS	PTS	AVG
1997-98	20	2	502	51	139	.367	12	19	.632	17	47	64	88	55	1	14	24	3	121	6.1

**SHAW, CASEY** Toledo #30 HT: 6-11 WT: 200  
 Birthdate: July 20, 1975 Drafted: 1998, 2nd round (37th overall) by 76ers

	G	GS	MIN	FG	FGA	PCT	FT	FTA	PCT	OFF	DEF	TOT	A	PF	D	ST	TO	BS	PTS	AVG
1998-99	9	0	14	1	8	.125	0	0	---	3	0	3	0	2	0	0	2	0	2	0.2

**SHOUSE, DEXTER** South Alabama #14 HT: 6-2 WT: 200  
 Birthdate: Mar. 24, 1963 Drafted: 1985, 4th round (92nd overall) by LA Lakers

	G	GS	MIN	FG	FGA	PCT	FT	FTA	PCT	OFF	DEF	TOT	A	PF	D	ST	TO	BS	PTS	AVG
1989-90	3	0	18	0	4	.000	0	0	---	0	0	0	2	2	0	1	2	1	0	0.0

**SHVED, ALEXEY** Russia #88 HT: 6-6 WT: 187  
 Birthdate: Dec. 16, 1988 Drafted: Undrafted

	G	GS	MIN	FG	FGA	PCT	FT	FTA	PCT	OFF	DEF	TOT	A	PF	D	ST	TO	BS	PTS	AVG
2014-15	17	0	285	52	130	.400	48	57	.842	8	14	22	46	21	0	14	18	1	169	9.9

**SILAS, XAVIER** Northern Illinois #25 HT: 6-5 WT: 205  
 Birthdate: Jan. 22, 1988 Drafted: N/A

	G	GS	MIN	FG	FGA	PCT	FT	FTA	PCT	OFF	DEF	TOT	A	PF	D	ST	TO	BS	PTS	AVG
2011-12	2	0	39	4	15	.267	2	3	.667	2	2	4	3	5	0	0	3	0	11	5.5

**PLAYOFFS**

	G	GS	MIN	FG	FGA	PCT	FT	FTA	PCT	OFF	DEF	TOT	A	PF	D	ST	TO	BS	PTS	AVG
2011-12	2	0	4	1	1	1.000	0	0	—	1	1	2	0	0	0	0	0	0	2	1.0

**SIMMONS, CONNIE** None # HT: 6-8 WT: 225  
 Birthdate: March 15, 1925 Drafted: N/A

	G	GS	MIN	FG	FGA	PCT	FT	FTA	PCT	OFF	DEF	TOT	A	PF	D	ST	TO	BS	PTS	AVG
1954-55*	36	—	862	137	384	.357	72	114	.632	—	—	220	61	109	2	—	—	—	346	9.6

**SIMPSON, RALPH** Michigan State #44 HT: 6-5 WT: 200  
 Birthdate: Aug. 10, 1949 Drafted: 1972, 1st round (11th overall) by Chicago

	G	GS	MIN	FG	FGA	PCT	FT	FTA	PCT	OFF	DEF	TOT	A	PF	D	ST	TO	BS	PTS	AVG
1978-79	36	0	452	87	196	.444	28	40	.700	16	19	35	58	27	8	25	47	1	202	5.6

**SIMS, HENRY** Georgetown #35 HT: 6-10 WT: 245  
 Birthdate: Mar. 27, 1990 Drafted: N/A

	G	GS	MIN	FG	FGA	PCT	FT	FTA	PCT	OFF	DEF	TOT	A	PF	D	ST	TO	BS	PTS	AVG
2013-14	26	25	707	112	229	.489	82	106	.766	82	99	181	47	84	0	23	33	13	306	11.8
2014-15	73	32	1399	238	502	.474	106	137	.774	121	238	359	79	135	0	39	99	30	586	8.0

# GENERAL INFORMATION

**TOTALS** 99 57 2106 350 731 .479 188 244 .770 203 337 540 126 219 0 62 132 43 892 9.0  
 3-PT. FG: 2013-14, 0-1 (.000); 2014-15, 4-22 (.182); TOTALS, 4-23 (.174)

<b>SKILES, SCOTT</b>				Michigan State '86 Birthdate: March 5, 1964				#5 Drafted: 1986, 1st round (22nd overall) by Milwaukee				HT: 6-1			WT: 185					
G	GS	MIN	FG	FGA	PCT	FT	FTA	PCT	OFF	DEF	TOT	A	PF	D	ST	TO	BS	PTS	AVG	
1995-96	10	9	236	20	57	.351	8	10	.800	1	15	16	38	21	0	7	16	0	63	6.3
3-PT. FG: 1995-96, 15-34 (.441)																				

<b>SKINNER, AL</b>				Massachusetts Birthdate: June 16, 1952				#30 Drafted: 1974, 9th round (160th overall) by Boston				HT: 6-3			WT: 195					
G	GS	MIN	FG	FGA	PCT	FT	FTA	PCT	OFF	DEF	TOT	A	PF	D	ST	TO	BS	PTS	AVG	
1978-79	22	0	309	36	89	.404	27	32	.844	15	29	44	40	61	2	18	34	1	99	4.5
1979-80	2	0	10	1	2	.500	0	0	---	0	0	0	2	1	0	0	2	0	2	1.0
<b>TOTALS</b>	<b>24</b>	<b>0</b>	<b>319</b>	<b>37</b>	<b>91</b>	<b>.407</b>	<b>27</b>	<b>32</b>	<b>.844</b>	<b>15</b>	<b>29</b>	<b>44</b>	<b>42</b>	<b>62</b>	<b>2</b>	<b>18</b>	<b>36</b>	<b>1</b>	<b>101</b>	<b>4.2</b>

<b>PLAYOFFS</b>																				
G	GS	MIN	FG	FGA	PCT	FT	FTA	PCT	OFF	DEF	TOT	A	PF	D	ST	TO	BS	PTS	AVG	
1978-79	5	—	47	6	17	.353	6	8	.750	5	5	10	11	6	0	3	6	1	18	3.6

<b>SKINNER, BRIAN</b>				Baylor Birthdate: May 19, 1976				#54 Drafted: 1998, 1st round (22nd overall) by LA Clippers				HT: 6-9			WT: 265					
G	GS	MIN	FG	FGA	PCT	FT	FTA	PCT	OFF	DEF	TOT	A	PF	D	ST	TO	BS	PTS	AVG	
2002-03	77	9	1381	182	331	.550	97	161	.602	136	230	366	19	176	1	47	62	53	461	6.0
2004-05	24	0	246	22	57	.497	5	17	.294	23	39	62	5	29	0	5	13	6	49	2.0
<b>TOTALS</b>	<b>101</b>	<b>9</b>	<b>1627</b>	<b>204</b>	<b>388</b>	<b>.526</b>	<b>102</b>	<b>178</b>	<b>.573</b>	<b>159</b>	<b>269</b>	<b>428</b>	<b>24</b>	<b>205</b>	<b>1</b>	<b>52</b>	<b>75</b>	<b>59</b>	<b>510</b>	<b>5.0</b>

<b>BRIAN SKINNER PLAYOFFS</b>																				
G	GS	MIN	FG	FGA	PCT	FT	FTA	PCT	OFF	DEF	TOT	A	PF	D	ST	TO	BS	PTS	AVG	
2002-03	8	0	38	1	6	.167	4	4	1.000	3	3	6	0	6	0	0	2	1	6	0.8
3-PT. FG: 2002-03, 0-1 (.000)																				

<b>SMAWLEY, BELUS VAN</b>				Appalachian State Birthdate: March 20, 1918				Drafted: N/A				HT: 6-1			WT: 195					
G	GS	MIN	FG	FGA	PCT	FT	FTA	PCT	OFF	DEF	TOT	A	PF	D	ST	TO	BS	PTS	AVG	
1950-51	60	—	—	252	663	.380	227	267	.850	—	—	178	161	145	4	—	—	—	731	12.2

<b>SMITH, DEREK</b>				Louisville Birthdate: Nov. 1, 1961				#18 Drafted: 1982, 2nd round (35th overall) by Golden St.				HT: 6-7			WT: 220					
G	GS	MIN	FG	FGA	PCT	FT	FTA	PCT	OFF	DEF	TOT	A	PF	D	ST	TO	BS	PTS	AVG	
1988-89	35	18	695	105	220	.477	65	93	.699	31	55	86	68	100	3	24	44	15	279	7.8
1989-90	75	7	1405	261	514	.508	130	186	.699	62	110	172	109	198	2	35	85	20	668	8.9
<b>TOTALS</b>	<b>111</b>	<b>25</b>	<b>2100</b>	<b>366</b>	<b>734</b>	<b>.499</b>	<b>195</b>	<b>279</b>	<b>.699</b>	<b>93</b>	<b>165</b>	<b>258</b>	<b>177</b>	<b>298</b>	<b>5</b>	<b>59</b>	<b>129</b>	<b>35</b>	<b>947</b>	<b>8.5</b>
3-PT. FG: 1988-89, 4-16 (.250); 1989-90, 16-36 (.444); TOTALS, 20-52 (.385)																				

<b>PLAYOFFS</b>																				
G	GS	MIN	FG	FGA	PCT	FT	FTA	PCT	OFF	DEF	TOT	A	PF	D	ST	TO	BS	PTS	AVG	
1988-89	3	—	48	9	14	.643	1	2	.500	2	5	7	3	9	0	1	6	0	19	6.3
1989-90	1	—	15	5	8	.625	1	2	.500	0	0	0	1	3	0	1	1	0	11	11.0
<b>TOTALS</b>	<b>4</b>	<b>—</b>	<b>63</b>	<b>14</b>	<b>22</b>	<b>.636</b>	<b>2</b>	<b>4</b>	<b>.500</b>	<b>2</b>	<b>5</b>	<b>7</b>	<b>4</b>	<b>12</b>	<b>0</b>	<b>2</b>	<b>7</b>	<b>0</b>	<b>30</b>	<b>7.5</b>
3-PT. FG: 1989-90, 0-1 (.000)																				

<b>SMITH, DON</b>				Dayton Birthdate: Oct. 10, 1951				#10 Drafted: 1974, 2nd round (19th overall) by 76ers				HT: 6-2			WT: 165					
G	GS	MIN	FG	FGA	PCT	FT	FTA	PCT	OFF	DEF	TOT	A	PF	D	ST	TO	BS	PTS	AVG	
1974-75	54	0	538	131	321	.408	21	21	1.000	14	16	30	47	45	0	20	—	3	283	5.2

<b>SKILES, SCOTT</b>				Michigan State '86 Birthdate: March 5, 1964				#5 Drafted: 1986, 1st round (22nd overall) by Milwaukee				HT: 6-1			WT: 185					
G	GS	MIN	FG	FGA	PCT	FT	FTA	PCT	OFF	DEF	TOT	A	PF	D	ST	TO	BS	PTS	AVG	
1995-96	10	9	236	20	57	.351	8	10	.800	1	15	16	38	21	0	7	16	0	63	6.3
3-PT. FG: 1995-96, 15-34 (.441)																				

<b>SMITH, ISH</b>				Wake Forest Birthdate: July 5, 1988				#5 Drafted: Undrafted				HT: 6-0			WT: 175					
G	GS	MIN	FG	FGA	PCT	FT	FTA	PCT	OFF	DEF	TOT	A	PF	D	ST	TO	BS	PTS	AVG	
2014-15	25	14	677	128	322	.398	28	48	.583	10	63	73	152	38	0	32	69	5	301	12.0
2015-16	50	50	1622	299	739	.405	89	133	.669	29	184	213	348	95	0	64	130	18	733	14.7
<b>TOTALS</b>	<b>75</b>	<b>64</b>	<b>2299</b>	<b>427</b>	<b>1061</b>	<b>.402</b>	<b>117</b>	<b>181</b>	<b>.646</b>	<b>39</b>	<b>247</b>	<b>286</b>	<b>500</b>	<b>133</b>	<b>0</b>	<b>96</b>	<b>199</b>	<b>23</b>	<b>1034</b>	<b>13.8</b>
3-PT. FG: 2014-15, 17-55 (.309); 2015-16, 46-137 (.336); TOTALS, 63-192 (.328)																				

<b>SMITH, JASON</b>				Colorado State Birthdate: Mar. 2, 1986				#14 Drafted: 2007, 1st round (20th overall) by Miami				HT: 7-0			WT: 240					
G	GS	MIN	FG	FGA	PCT	FT	FTA	PCT	OFF	DEF	TOT	A	PF	D	ST	TO	BS	PTS	AVG	
2007-08	76	1	1107	141	310	.455	54	82	.659	77	153	230	20	142	1	22	48	50	340	4.5
2008-09 INACTIVE LIST - LEFT KNEE INJURY																				



2009-10 56 2 658 75 174 .431 29 42 .690 54 81 135 33 110 1 21 35 28 189 3.4  
**TOTALS 132 3 1764 216 484 .446 83 124 .669 131 234 365 53 252 2 43 83 78 529 4.9**  
 3-PT. FG: 2007-08, 4-14 (.286); 2009-10, 10-29 (.345); TOTALS, 14-43 (.326)

**JASON SMITH PLAYOFFS**

	G	GS	MIN	FG	FGA	PCT	FT	FTA	PCT	OFF	DEF	TOT	A	PF	D	ST	TO	BS	PTS	AVG
2007-08	6	0	82	8	18	.444	4	4	1.000	4	11	15	3	5	0	1	2	5	20	3.3
3-PT. FG: 2007-08, 0-1 (.000)																				

**SMITH, JOE**

**Maryland**  
 Birthdate: July 26, 1975

**#9**  
 Drafted: 1995, 1st round (1st overall) by Golden State

	G	GS	MIN	FG	FGA	PCT	FT	FTA	PCT	OFF	DEF	TOT	A	PF	D	ST	TO	BS	PTS	AVG
1997-98	30	6	699	121	270	.448	67	85	.788	58	75	133	27	94	0	18	52	13	309	10.3
2006-07	54	11	1355	191	429	.445	115	136	.846	107	253	360	46	125	1	31	63	20	497	9.2
<b>TOTALS</b>	<b>84</b>	<b>17</b>	<b>2065</b>	<b>312</b>	<b>699</b>	<b>.446</b>	<b>182</b>	<b>221</b>	<b>.824</b>	<b>165</b>	<b>328</b>	<b>493</b>	<b>73</b>	<b>219</b>	<b>1</b>	<b>49</b>	<b>115</b>	<b>33</b>	<b>806</b>	<b>9.6</b>
3-PT. FG: 1997-98, 0-1 (.000); 2006-07, 0-4 (.000); TOTALS, 0-5 (.000)																				

**SMITH, STEVEN**

**La Salle**  
 Birthdate: April 12, 1983

**#30**  
 Drafted: Undrafted

	G	GS	MIN	FG	FGA	PCT	FT	FTA	PCT	OFF	DEF	TOT	A	PF	D	ST	TO	BS	PTS	AVG
2006-07	8	0	28	2	8	.250	1	2	.500	1	5	6	0	4	0	1	2	0	5	0.6
3-PT. FG: 2006-07, 0-0 (---)																				

**SNOW, ERIC**

**Michigan State**  
 Birthdate: April 24, 1973

**#20**  
 Drafted: 1995, 2nd round (43rd overall) by Milwaukee

	G	GS	MIN	FG	FGA	PCT	FT	FTA	PCT	OFF	DEF	TOT	A	PF	D	ST	TO	BS	PTS	AVG
1997-98	47	0	844	69	161	.429	44	61	.721	19	58	77	164	99	0	60	51	4	184	3.9
1998-99	48	48	1716	149	348	.428	110	150	.733	25	137	162	301	149	2	100	111	1	413	8.6
1999-00	82	80	2866	257	597	.430	126	177	.712	42	219	261	624	243	2	140	162	8	651	7.9
2000-01	50	50	1740	182	435	.418	123	154	.792	27	139	166	369	123	1	77	124	7	491	9.8
2001-02	61	61	2225	276	624	.442	183	227	.806	33	182	215	400	167	1	95	138	9	738	12.1
2002-03	82	82	3108	361	799	.452	325	379	.858	71	230	301	544	235	2	133	194	11	1054	12.9
2003-04	82	82	2966	295	715	.413	252	316	.797	62	219	281	563	213	1	97	187	6	844	10.3
<b>TOTALS</b>	<b>452</b>	<b>403</b>	<b>15465</b>	<b>1589</b>	<b>3679</b>	<b>.432</b>	<b>1162</b>	<b>1464</b>	<b>.794</b>	<b>279</b>	<b>1184</b>	<b>1463</b>	<b>2965</b>	<b>1229</b>	<b>9</b>	<b>702</b>	<b>967</b>	<b>46</b>	<b>4375</b>	<b>9.7</b>
3 PT. FG: 1997-98, 2-17 (.118); 1998-99, 5-21 (.238); 1999-00, 11-45 (.244); 2000-01, 5-19 (.263); 2001-02, 3-27 (.111); 2002-03, 7-32 (.219); 2003-04, 2-18 (.111); TOTALS, 35-179 (.196)																				

**PLAYOFFS**

	G	GS	MIN	FG	FGA	PCT	FT	FTA	PCT	OFF	DEF	TOT	A	PF	D	ST	TO	BS	PTS	AVG
1998-99	8	8	306	37	88	.143	22	27	.815	3	30	33	57	26	0	8	25	1	99	12.4
1999-00	5	4	138	15	31	.484	4	4	1.000	0	10	10	35	14	0	4	7	1	37	7.4
2000-01	23	9	717	87	210	.414	40	55	.727	26	60	86	104	63	0	27	45	2	214	9.3
2001-02	5	5	171	18	56	.321	17	22	.773	3	19	22	27	13	0	6	15	0	54	10.8
2002-03	12	12	415	43	102	.422	51	58	.879	9	31	40	67	47	1	18	30	0	138	11.5
<b>TOTALS</b>	<b>53</b>	<b>38</b>	<b>1747</b>	<b>200</b>	<b>487</b>	<b>.411</b>	<b>134</b>	<b>166</b>	<b>.807</b>	<b>41</b>	<b>150</b>	<b>191</b>	<b>290</b>	<b>163</b>	<b>1</b>	<b>63</b>	<b>122</b>	<b>4</b>	<b>542</b>	<b>10.2</b>
3 PT. FG: 1998-99, 3-13 (.231); 1999-00, 3-4 (.750); 2000-01, 0-7 (.000); 2001-02, 1-6 (.167); 2002-03, 1-10 (.100); TOTALS, 8-40 (.200)																				

**SONGAILA, DARIUS**

**Wake Forest**  
 Birthdate: Feb. 14, 1978

**#25**  
 Drafted: 2002, 2nd round (50th overall) by Boston

	G	GS	MIN	FG	FGA	PCT	FT	FTA	PCT	OFF	DEF	TOT	A	PF	D	ST	TO	BS	PTS	AVG
2010-11	10	0	71	7	15	.467	2	4	.500	2	8	10	2	16	0	0	4	0	16	1.6

**PLAYOFFS**

	G	GS	MIN	FG	FGA	PCT	FT	FTA	PCT	OFF	DEF	TOT	A	PF	D	ST	TO	BS	PTS	AVG
2010-11	INACTIVE - COACH'S DECISION																			

**SORENSEN, DAVE**

**Ohio State**  
 Birthdate: July 8, 1948

**#35**  
 Drafted: 1970, 2nd round (26th overall) by Cleveland

	G	GS	MIN	FG	FGA	PCT	FT	FTA	PCT	OFF	DEF	TOT	A	PF	D	ST	TO	BS	PTS	AVG
1972-73	48	0	626	113	248	.456	59	79	.747	—	—	173	31	91	0	—	—	—	285	5.9

**SPANARKEL, JIM**

**Duke**  
 Birthdate: June 28, 1957

**#34**  
 Drafted: 1979, 1st round (16th overall) by 76ers

	G	GS	MIN	FG	FGA	PCT	FT	FTA	PCT	OFF	DEF	TOT	A	PF	D	ST	TO	BS	PTS	AVG
1979-80	40	0	442	72	153	.471	54	65	.831	27	27	54	51	58	0	12	57	6	198	5.0
3-PT. FG: 1979-80, 0-2 (.000)																				
<b>PLAYOFFS</b>	<b>G</b>	<b>GS</b>	<b>MIN</b>	<b>FG</b>	<b>FGA</b>	<b>PCT</b>	<b>FT</b>	<b>FTA</b>	<b>PCT</b>	<b>OFF</b>	<b>DEF</b>	<b>TOT</b>	<b>A</b>	<b>PF</b>	<b>D</b>	<b>ST</b>	<b>TO</b>	<b>BS</b>	<b>PTS</b>	<b>AVG</b>
1979-80	5	—	8	0	2	.000	2	2	1.000	0	1	1	1	1	0	0	0	0	2	0.4

**SPEIGHTS, MARREESE**

**Florida**  
 Birthdate: August 4, 1987

**#16**  
 Drafted: 2008, 1st round (16th overall) by 76ers

	G	GS	MIN	FG	FGA	PCT	FT	FTA	PCT	OFF	DEF	TOT	A	PF	D	ST	TO	BS	PTS	AVG
2008-09	79	2	1263	252	502	.502	102	132	.773	123	170	293	30	181	0	27	46	56	608	7.7





**PLAYOFFS**

G	GS	MIN	FG	FGA	PCT	FT	FTA	PCT	OFF	DEF	TOT	A	PF	D	ST	TO	BS	PTS	AVG	
2002-03	12	12	389	54	101	.535	19	29	.655	42	70	112	11	42	1	8	19	5	127	10.6

**THOMAS, MALCOLM**

San Diego State  
Birthdate: Nov. 8, 1988

#11  
Drafted: Undrafted

HT: 6-9 WT: 225

G	GS	MIN	FG	FGA	PCT	FT	FTA	PCT	OFF	DEF	TOT	A	PF	D	ST	TO	BS	PTS	AVG	
2014-15	17	0	194	18	40	.450	9	13	.692	16	40	56	7	17	0	3	13	1	45	2.6
3-PT. FG: 2014-15, 0-7 (.000)																				

**THOMAS, TIM**

Villanova  
Birthdate: Feb. 26, 1977

#1  
Drafted: 1997, 1st round (7th overall) by New Jersey

HT: 6-10 WT: 230

G	GS	MIN	FG	FGA	PCT	FT	FTA	PCT	OFF	DEF	TOT	A	PF	D	ST	TO	BS	PTS	AVG	
1997-98	77	48	1779	306	684	.447	171	231	.740	107	181	288	90	185	2	54	118	17	845	11.0
1998-99	17	0	188	27	67	.403	19	24	.792	7	26	33	15	21	0	3	15	3	78	4.6
<b>TOTALS</b>	<b>94</b>	<b>48</b>	<b>1967</b>	<b>333</b>	<b>751</b>	<b>.443</b>	<b>190</b>	<b>255</b>	<b>.751</b>	<b>114</b>	<b>207</b>	<b>321</b>	<b>105</b>	<b>206</b>	<b>2</b>	<b>57</b>	<b>133</b>	<b>20</b>	<b>923</b>	<b>9.8</b>
3-PT. FG: 1997-98, 47-140 (.336); 1998-99, 5-19 (.263); TOTALS, 52- 159 (.327)																				

**THOMPSON, HOLLIS**

Georgetown  
Birthdate: Apr. 3, 1991

#31  
Drafted: N/A

HT: 6-8 WT: 206

G	GS	MIN	FG	FGA	PCT	FT	FTA	PCT	OFF	DEF	TOT	A	PF	D	ST	TO	BS	PTS	AVG	
2013-14	77	41	1742	171	372	.460	52	73	.712	73	174	247	73	144	0	53	60	12	461	6.0
2014-15	71	23	1776	224	543	.413	63	89	.708	53	145	198	85	141	1	57	66	26	626	8.8
2015-16	77	17	2154	270	680	.397	69	96	.719	54	218	272	99	187	2	36	76	24	758	9.8
2016-17	31	1	561	66	159	.415	13	20	.650	15	69	84	26	55	0	14	9	6	171	5.5
<b>TOTALS</b>	<b>256</b>	<b>82</b>	<b>6233</b>	<b>731</b>	<b>1754</b>	<b>.417</b>	<b>197</b>	<b>278</b>	<b>.709</b>	<b>195</b>	<b>606</b>	<b>801</b>	<b>283</b>	<b>527</b>	<b>3</b>	<b>160</b>	<b>211</b>	<b>68</b>	<b>2016</b>	<b>7.9</b>
3-PT. FG: 2013-14, 67-167 (.401); 2014-15, 115-287 (.401); 2015-16, 149-392 (.380); 2016-17, 26-71 (.366) TOTALS, 357-917 (.389)																				

**THOMPSON, LA SALLE**

Texas  
Birthdate: June 23, 1961

#41  
Drafted: 1982, 1st round (5th overall) by Kansas City

HT: 6-10 WT: 260

G	GS	MIN	FG	FGA	PCT	FT	FTA	PCT	OFF	DEF	TOT	A	PF	D	ST	TO	BS	PTS	AVG	
1995-96	44	11	773	33	83	.398	19	24	.792	62	137	199	26	125	5	19	37	20	85	1.9

**THOMPSON, PAUL**

Tulane  
Birthdate: May 25, 1961

#33  
Drafted: 1983, 3rd round (50th overall) by Cleveland

HT: 6-6 WT: 210

G	GS	MIN	FG	FGA	PCT	FT	FTA	PCT	OFF	DEF	TOT	A	PF	D	ST	TO	BS	PTS	AVG	
1985-86	23	8	432	70	194	.361	37	43	.860	27	36	63	24	49	1	15	30	17	179	7.8

**THORNTON, BOB**

California (Irvine)  
Birthdate: July 10, 1962

#23  
Drafted: 1984, 4th round (87th overall) by New York

HT: 6-10 WT: 225

G	GS	MIN	FG	FGA	PCT	FT	FTA	PCT	OFF	DEF	TOT	A	PF	D	ST	TO	BS	PTS	AVG	
1987-88	41	2	508	59	111	.532	29	47	.617	41	58	99	11	80	1	9	27	3	147	3.6
1988-89	54	0	449	47	111	.423	32	60	.533	36	56	92	15	87	0	8	23	7	127	2.4
1989-90	56	0	592	48	112	.429	26	51	.510	45	88	133	17	105	1	20	35	12	123	2.2
<b>TOTALS</b>	<b>151</b>	<b>2</b>	<b>1549</b>	<b>154</b>	<b>334</b>	<b>.461</b>	<b>87</b>	<b>158</b>	<b>.551</b>	<b>122</b>	<b>202</b>	<b>324</b>	<b>43</b>	<b>272</b>	<b>2</b>	<b>37</b>	<b>85</b>	<b>22</b>	<b>397</b>	<b>2.6</b>
3-PT. FG: 1987-88, 0-2 (.000); 1988-89, 1-3 (.333); 1989-90, 1-3 (.333); TOTALS, 2-8 (.250)																				

**PLAYOFFS**

G	GS	MIN	FG	FGA	PCT	FT	FTA	PCT	OFF	DEF	TOT	A	PF	D	ST	TO	BS	PTS	AVG	
1989-90	9	—	89	7	18	.389	5	10	.500	11	4	15	4	22	0	2	2	1	19	2.1

**THREATT, SEDALE**

West Virginia Tech  
Birthdate: Sept. 10, 1961

#3  
Drafted: 1983, 6th round (139th overall) by 76ers

HT: 6-2 WT: 185

G	GS	MIN	FG	FGA	PCT	FT	FTA	PCT	OFF	DEF	TOT	A	PF	D	ST	TO	BS	PTS	AVG	
1983-84	45	0	464	62	148	.419	23	28	.821	17	23	40	41	65	1	13	33	2	148	3.3
1984-85	82	0	1304	188	416	.452	66	90	.733	21	78	99	175	171	2	80	99	16	446	5.4
1985-86	70	27	1754	310	684	.453	75	90	.833	21	100	121	193	157	1	93	102	5	696	9.9
1986-87	28	8	668	108	261	.414	42	53	.792	18	39	57	82	76	0	32	47	4	265	9.5
<b>TOTALS</b>	<b>225</b>	<b>35</b>	<b>4190</b>	<b>668</b>	<b>1509</b>	<b>.443</b>	<b>206</b>	<b>261</b>	<b>.789</b>	<b>17</b>	<b>240</b>	<b>317</b>	<b>491</b>	<b>469</b>	<b>4</b>	<b>218</b>	<b>281</b>	<b>27</b>	<b>1555</b>	<b>6.9</b>
3-PT. FG: 1983-84, 1-8 (.125); 1984-85, 4-22 (.182); 1985-86, 1-24 (.042); 1986-87, 7-16 (.438); TOTALS, 13-70 (.186)																				

**PLAYOFFS**

G	GS	MIN	FG	FGA	PCT	FT	FTA	PCT	OFF	DEF	TOT	A	PF	D	ST	TO	BS	PTS	AVG	
1983-84	3	—	6	1	3	.333	0	0	.000	1	1	2	1	0	0	1	2	0	2	0.7
1984-85	4	—	28	2	7	.286	0	0	.000	1	0	1	5	2	0	1	3	0	4	1.0
1985-86	12	—	312	67	143	.469	26	33	.788	6	19	25	42	35	0	23	15	2	160	13.3
<b>TOTALS</b>	<b>19</b>	<b>—</b>	<b>346</b>	<b>70</b>	<b>153</b>	<b>.456</b>	<b>26</b>	<b>33</b>	<b>.788</b>	<b>8</b>	<b>20</b>	<b>28</b>	<b>48</b>	<b>37</b>	<b>0</b>	<b>25</b>	<b>20</b>	<b>2</b>	<b>166</b>	<b>8.7</b>
3-PT. FG: 1983-84, 0-2 (.000); 1984-85, 0-2 (.000); TOTALS 0-4, (.000)																				

**TONEY, ANDREW**

Southwest Louisiana  
Birthdate: Nov. 23, 1957

#22  
Drafted: 1980, 1st round (8th overall) by 76ers

HT: 6-3 WT: 185

G	GS	MIN	FG	FGA	PCT	FT	FTA	PCT	OFF	DEF	TOT	A	PF	D	ST	TO	BS	PTS	AVG	
1980-81	75	57	1768	399	806	.495	161	226	.712	32	111	143	273	234	5	59	219	10	968	12.9
1981-82	77	1	1909	511	979	.522	227	306	.742	43	91	134	283	269	5	64	214	17	1274	16.5
1982-83	81	81	2474	626	1250	.501	324	411	.788	42	183	225	365	255	0	80	271	17	1598	19.7

# GENERAL INFORMATION

1983-84	78	72	2556	593	1125	.527	390	465	.839	57	136	193	373	251	1	70	297	23	1588	20.4
1984-85	70	65	2237	450	914	.492	306	355	.862	35	142	177	363	211	1	65	224	24	1245	17.8
1985-86	6	0	84	11	36	.306	3	8	.375	2	3	5	12	8	0	2	7	0	25	4.2
1986-87	52	12	1058	197	437	.451	133	167	.796	16	69	85	188	78	0	18	112	8	549	10.6
1987-88	29	15	522	72	171	.421	58	72	.806	8	39	47	108	35	0	11	50	6	211	7.3
<b>TOTALS</b>	<b>468</b>	<b>303</b>	<b>12608</b>	<b>2859</b>	<b>5718</b>	<b>.500</b>	<b>1602</b>	<b>2010</b>	<b>.797</b>	<b>235</b>	<b>774</b>	<b>1009</b>	<b>1965</b>	<b>1341</b>	<b>12</b>	<b>369</b>	<b>1394</b>	<b>105</b>	<b>7458</b>	<b>15.9</b>

3-PT. FG: 1980-81, 9-29 (.310); 1981-82, 25-59 (.424); 1982-83, 22-76 (.289); 1983-84, 12-38 (.316); 1984-85, 39-105 (.371); 1985-86, 0-2 (.000); 1986-87, 22-67 (.328); 1987-88, 9-27 (.333); TOTALS 138-403, (.342)

## ANDREW TONEY PLAYOFFS

	G	GS	MIN	FG	FGA	PCT	FT	FTA	PCT	OFF	DEF	TOT	A	PF	D	ST	TO	BS	PTS	AVG
1980-81	16	—	356	77	180	.428	66	81	.815	10	27	37	54	50	0	11	54	7	221	13.8
1981-82	21	—	707	185	365	.507	82	103	.796	20	31	51	102	86	1	18	67	2	457	21.8
1982-83	12	—	357	87	185	.470	52	69	.754	11	17	28	55	43	1	11	45	1	226	18.8
1983-84	5	—	180	40	77	.519	23	30	.767	5	6	11	19	24	0	4	25	1	103	20.6
1984-85	13	—	442	83	174	.477	47	61	.770	8	24	32	66	46	0	12	50	5	219	16.8
1986-87	5	—	104	13	34	.382	2	2	1.000	2	7	9	27	16	1	2	16	2	28	5.6
<b>TOTALS</b>	<b>72</b>	<b>—</b>	<b>2146</b>	<b>485</b>	<b>1015</b>	<b>.478</b>	<b>272</b>	<b>346</b>	<b>.786</b>	<b>56</b>	<b>112</b>	<b>168</b>	<b>323</b>	<b>265</b>	<b>3</b>	<b>58</b>	<b>257</b>	<b>18</b>	<b>1254</b>	<b>17.4</b>

3-PT. FG: 1980-81, 1-9 (.111); 1981-82, 5-15 (.333); 1982-83, 0-5 (.000); 1983-84, 0-5 (.000); 1984-85, 6-14 (.429); 1986-87, 0-3 (.000); TOTALS 12-51, (.235)

## ALL-STAR GAME

	G	GS	MIN	FG	FGA	PCT	FT	FTA	PCT	OFF	DEF	TOT	A	PF	D	ST	TO	BS	PTS	AVG
1983	1	0	18	4	5	.800	0	—	0	0	1	1	7	3	0	2	—	0	8	—
1984	1	0	22	6	11	.545	1	1	1.000	0	0	0	3	0	0	2	—	0	13	—
<b>TOTALS</b>	<b>2</b>	<b>0</b>	<b>40</b>	<b>10</b>	<b>16</b>	<b>.625</b>	<b>1</b>	<b>1</b>	<b>1.000</b>	<b>0</b>	<b>1</b>	<b>1</b>	<b>10</b>	<b>3</b>	<b>0</b>	<b>4</b>	<b>—</b>	<b>0</b>	<b>21</b>	<b>10.5</b>

## TOONE, BERNARD

Marquette  
Birthdate: July 14, 1956

#3  
Drafted: 1979, 2nd round (37th overall) by 76ers

HT: 6-9 WT: 210

	G	GS	MIN	FG	FGA	PCT	FT	FTA	PCT	OFF	DEF	TOT	A	PF	D	ST	TO	BS	PTS	AVG
1979-80	23	0	124	23	64	.359	8	10	.800	12	22	34	12	20	0	4	16	5	55	2.4

3-PT. FG: 1979-80, 1-7, (.143)

## PLAYOFFS

	G	GS	MIN	FG	FGA	PCT	FT	FTA	PCT	OFF	DEF	TOT	A	PF	D	ST	TO	BS	PTS	AVG
1979-80	4	—	6	0	4	.000	0	0	—	0	1	1	1	1	0	0	0	0	0	0.0

3-PT. FG: 1979-80, 0-1, (.000)

## TRAPP, JOHN Q.

Nevada Southern  
Birthdate: Oct. 2, 1945

#31  
Drafted: 1968, 2nd round (15th overall) by San Diego

HT: 6-7 WT: 215

	G	GS	MIN	FG	FGA	PCT	FT	FTA	PCT	OFF	DEF	TOT	A	PF	D	ST	TO	BS	PTS	AVG
1972-73	39	11	854	168	408	.412	83	112	.741	—	—	186	47	140	4	—	—	—	419	10.7

## TSCHOGL, JOHN

California Santa Barbara  
Birthdate: Apr. 25, 1950

#26  
Drafted: 1972, 4th round (60th overall) by Golden St.

HT: 6-6 WT: 210

	G	GS	MIN	FG	FGA	PCT	FT	FTA	PCT	OFF	DEF	TOT	A	PF	D	ST	TO	BS	PTS	AVG
1974-75	39	14	623	53	148	.358	13	22	.591	—	—	52	59	111	2	25	—	25	119	3.1

## TUCKER, JIM

Duquesne  
Birthdate: Dec. 11, 1932

Drafted: N/A

HT: 6-7 WT: 185

	G	GS	MIN	FG	FGA	PCT	FT	FTA	PCT	OFF	DEF	TOT	A	PF	D	ST	TO	BS	PTS	AVG
1954-55	20	—	287	39	116	.336	27	38	.711	—	—	97	12	50	0	—	—	—	105	5.3
1955-56	70	—	895	101	290	.348	66	83	.795	—	—	232	38	166	2	—	—	—	268	3.8
1956-57	9	—	110	17	44	.386	0	1	.000	—	—	20	2	26	0	—	—	—	34	3.8
<b>TOTALS</b>	<b>99</b>	<b>—</b>	<b>1292</b>	<b>157</b>	<b>450</b>	<b>.349</b>	<b>93</b>	<b>122</b>	<b>.762</b>	<b>—</b>	<b>—</b>	<b>349</b>	<b>52</b>	<b>242</b>	<b>2</b>	<b>—</b>	<b>—</b>	<b>—</b>	<b>407</b>	<b>4.1</b>

## PLAYOFFS

	G	GS	MIN	FG	FGA	PCT	FT	FTA	PCT	OFF	DEF	TOT	A	PF	D	ST	TO	BS	PTS	AVG
1954-55	9	—	59	8	27	.296	8	9	.889	—	—	15	1	13	0	—	—	—	24	2.7
1955-56	6	—	72	13	34	.382	6	8	.750	—	—	25	2	15	0	—	—	—	32	5.3
<b>TOTALS</b>	<b>15</b>	<b>—</b>	<b>131</b>	<b>21</b>	<b>61</b>	<b>.344</b>	<b>14</b>	<b>17</b>	<b>.824</b>	<b>—</b>	<b>—</b>	<b>40</b>	<b>3</b>	<b>28</b>	<b>0</b>	<b>—</b>	<b>—</b>	<b>—</b>	<b>56</b>	<b>3.7</b>

## TURNER, ANDRE

Memphis State  
Birthdate: Dec. 13, 1964

#4  
Drafted: 1986, 3rd round (69th overall) by LA Lakers

HT: 5-11 WT: 160

	G	GS	MIN	FG	FGA	PCT	FT	FTA	PCT	OFF	DEF	TOT	A	PF	D	ST	TO	BS	PTS	AVG
1990-91	70	1	1407	168	383	.439	64	87	.736	36	116	152	311	124	0	63	95	0	412	5.9

3-PT. FG: 1990-91, 12-22 (.364)

## PLAYOFFS

	G	GS	MIN	FG	FGA	PCT	FT	FTA	PCT	OFF	DEF	TOT	A	PF	D	ST	TO	BS	PTS	AVG
1990-91	8	—	189	21	48	.438	13	16	.813	2	11	13	35	12	0	11	8	0	58	7.3

3-PT. FG: 1990-91, 3-9 (.333)

## TURNER, EVAN

Ohio State  
Birthdate: Oct. 27, 1988

#12  
Drafted: 2010, 1st round (2nd overall) by 76ers

HT: 6-7 WT: 220

	G	GS	MIN	FG	FGA	PCT	FT	FTA	PCT	OFF	DEF	TOT	A	PF	D	ST	TO	BS	PTS	AVG
2010-11	78	14	1797	225	529	.425	101	125	.808	42	264	306	159	138	0	49	80	14	565	7.2
2011-12	65	20	1713	263	590	.446	73	108	.676	27	349	376	180	117	1	40	10	20	610	9.4



2012-13	82	82	2892	441	1053	.419	154	208	.740	56	461	517	354	197	1	71	187	17	1094	13.3
2013-14	54	54	1886	356	831	.428	189	228	.829	50	272	322	198	147	3	56	155	5	939	17.4
<b>TOTALS</b>	<b>279</b>	<b>170</b>	<b>8288</b>	<b>1285</b>	<b>3003</b>	<b>.428</b>	<b>517</b>	<b>669</b>	<b>.773</b>	<b>175</b>	<b>1346</b>	<b>1521</b>	<b>891</b>	<b>599</b>	<b>5</b>	<b>216</b>	<b>527</b>	<b>56</b>	<b>3208</b>	<b>11.5</b>

3-PT FG: 2010-11, 14-44 (.318); 2011-12, 11-49 (.224); 2012-13, 58-159 (.365); 2013-14, 38-132 (.288); TOTALS, 121-384 (.315)

**PLAYOFFS**

	G	GS	MIN	FG	FGA	PCT	FT	FTA	PCT	OFF	DEF	TOT	A	PF	D	ST	TO	BS	PTS	AVG
2010-11	5	0	97	17	38	.447	2	2	1.000	4	19	23	4	9	0	3	0	1	40	8.0
2013-14	13	12	449	56	154	.364	33	48	.688	14	84	98	32	36	0	12	30	6	145	11.2
<b>TOTALS</b>	<b>18</b>	<b>12</b>	<b>546</b>	<b>73</b>	<b>192</b>	<b>.380</b>	<b>35</b>	<b>50</b>	<b>.700</b>	<b>18</b>	<b>103</b>	<b>121</b>	<b>36</b>	<b>45</b>	<b>0</b>	<b>15</b>	<b>30</b>	<b>7</b>	<b>185</b>	<b>10.3</b>

3-PT FG: 2010-11, 4-5 (.800); 2011-12, 0-6 (.000); TOTALS, 4-11 (.364)

**TYLER, B.J. (BRANDON JOE)** Texas  
 Birthdate: April 30, 1971 #1  
 Drafted: 1994, 1st round (20th overall) by 76ers HT: 6-1 WT: 185

	G	GS	MIN	FG	FGA	PCT	FT	FTA	PCT	OFF	DEF	TOT	A	PF	D	ST	TO	BS	PTS	AVG
1994-95	55	8	809	72	189	.381	35	51	.700	13	49	62	174	58	0	36	97	2	195	3.5

**VAN ARSDALE, TOM** Indiana  
 Birthdate: Feb. 22, 1943 #5  
 Drafted: 1965, 3rd round (15th overall) by Detroit HT: 6-5 WT: 215

	G	GS	MIN	FG	FGA	PCT	FT	FTA	PCT	OFF	DEF	TOT	A	PF	D	ST	TO	BS	PTS	AVG
1972-73	30	30	1029	195	496	.393	140	168	.833	—	—	185	62	101	1	—	—	—	530	17.7
1973-74	78	77	3041	614	1433	.428	298	350	.851	88	305	393	202	300	6	62	—	3	1526	19.6
1974-75	9	6	273	49	116	.422	28	41	.683	7	22	29	16	26	0	13	—	0	126	14.0
<b>TOTALS</b>	<b>117</b>	<b>113</b>	<b>4343</b>	<b>858</b>	<b>2045</b>	<b>.420</b>	<b>466</b>	<b>559</b>	<b>.834</b>	<b>95</b>	<b>327</b>	<b>607</b>	<b>280</b>	<b>427</b>	<b>7</b>	<b>75</b>	<b>—</b>	<b>3</b>	<b>2182</b>	<b>18.6</b>

**VAN HORN, KEITH** Utah  
 Birthdate: Oct. 23, 1975 #4  
 Drafted: 1997, 1st round (2nd overall) by New Jersey HT: 6-10 WT: 255

	G	GS	MIN	FG	FGA	PCT	FT	FTA	PCT	OFF	DEF	TOT	A	PF	D	ST	TO	BS	PTS	AVG
2002-03	74	73	2337	459	952	.482	193	240	.804	159	365	524	93	251	7	63	150	30	1176	15.9

3-PT. FG: 2002-03, 65-176 (.369).

**PLAYOFFS**

	G	GS	MIN	FG	FGA	PCT	FT	FTA	PCT	OFF	DEF	TOT	A	PF	D	ST	TO	BS	PTS	AVG
2002-03	12	12	402	42	110	.382	27	30	.900	24	66	90	9	41	1	10	26	2	125	10.4

3-PT. FG: 2002-03, 14-32 (.438).

**VARNADO, JARVIS** Mississippi State  
 Birthdate: Mar. 1, 1988 #40  
 Drafted: 2010, 2nd round (41st overall) by Miami HT: 6-9 WT: 230

	G	GS	MIN	FG	FGA	PCT	FT	FTA	PCT	OFF	DEF	TOT	A	PF	D	ST	TO	BS	PTS	AVG	
2013-14	23	0	337	36	60	.600	27	52	.519	19	19	44	63	13	61	0	10	10	29	99	4.3

**VINCENT, JAY** Michigan State  
 Birthdate: June 10, 1959 #31  
 Drafted: 1981, 2nd round (24th overall) by Dallas HT: 6-8 WT: 220

	G	GS	MIN	FG	FGA	PCT	FT	FTA	PCT	OFF	DEF	TOT	A	PF	D	ST	TO	BS	PTS	AVG
1989-90	17	5	259	45	105	.429	33	37	.892	13	23	36	8	23	0	10	14	2	124	7.3

3-PT. FG: 1989-90 1-1 (1.000)

**VRANES, DANNY** Utah  
 Birthdate: Oct. 29, 1958 #20  
 Drafted: 1981, 1st round (5th overall) by Seattle HT: 6-8 WT: 220

	G	GS	MIN	FG	FGA	PCT	FT	FTA	PCT	OFF	DEF	TOT	A	PF	D	ST	TO	BS	PTS	AVG
1986-87	58	6	817	59	138	.428	21	45	.467	51	95	146	30	127	0	35	26	25	140	2.4
1987-88	57	5	772	53	121	.438	15	35	.429	45	72	117	36	100	0	27	25	33	121	2.1
<b>TOTALS</b>	<b>115</b>	<b>11</b>	<b>1589</b>	<b>112</b>	<b>259</b>	<b>.432</b>	<b>36</b>	<b>80</b>	<b>.450</b>	<b>96</b>	<b>167</b>	<b>263</b>	<b>66</b>	<b>227</b>	<b>0</b>	<b>62</b>	<b>51</b>	<b>58</b>	<b>261</b>	<b>2.3</b>

3-PT. FG: 1986-87, 1-5 (.200); 1987-88, 0-3 (.000); TOTALS 1-8 (.125)

**PLAYOFFS**

	G	GS	MIN	FG	FGA	PCT	FT	FTA	PCT	OFF	DEF	TOT	A	PF	D	ST	TO	BS	PTS	AVG
1986-87	2		3	0	0	—	0	0	—	0	3	3	0	1	0	0	0	0	0	0.0

**VUCEVIC, NIK** USC  
 Birthdate: Oct. 24, 1990 #8  
 Drafted: 2011, 1st round (16th overall) by Philadelphia HT: 7-0 WT: 240

	G	GS	MIN	FG	FGA	PCT	FT	FTA	PCT	OFF	DEF	TOT	A	PF	D	ST	TO	BS	PTS	AVG
2011-12	51	15	812	131	291	.450	18	34	.529	88	158	246	31	111	0	20	33	34	283	5.5

3-PT. FG: 2011-12, 3-8 (.375)

**PLAYOFFS**

	G	GS	MIN	FG	FGA	PCT	FT	FTA	PCT	OFF	DEF	TOT	A	PF	D	ST	TO	BS	PTS	AVG
2011-12	1	0	3	0	1	.000		2	.500	0	1	1	0	0	0	0	0	0	1	1.0

**WAYNS, MAALIK** Villanova  
 Birthdate: May 2, 1991 #18  
 Drafted: Undrafted HT: 6-2 WT: 200

	G	GS	MIN	FG	FGA	PCT	FT	FTA	PCT	OFF	DEF	TOT	A	PF	D	ST	TO	BS	PTS	AVG
2012-13	21	1	165	19	72	.264	13	15	.867	1	4	5	20	18	0	3	13	0	56	2.7

3-PT. FG: 2012-13, 5-25 (.200)

**WALKER, CHET** Bradley  
 Birthdate: Feb. 22, 1940 #25  
 Drafted: 1962, 2nd round (12th overall) HT: 6-6 1/2 WT: 215

# GENERAL INFORMATION

	G	GS	MIN	FG	FGA	PCT	FT	FTA	PCT	OFF	DEF	TOT	A	PF	D	ST	TO	BS	PTS	AVG
1962-63	78	—	1992	352	751	.469	253	362	.699	—	—	561	83	220	3	—	—	—	957	12.3
1963-64	76	—	2775	492	1118	.440	330	464	.711	—	—	784	124	232	3	—	—	—	1314	17.3
1964-65	79	—	2187	377	936	.403	288	388	.742	—	—	528	132	200	2	—	—	—	1042	13.2
1965-66	80	—	2603	443	982	.451	335	468	.716	—	—	636	201	238	3	—	—	—	1221	15.3
1966-67	81	—	2691	561	1150	.488	445	581	.766	—	—	660	188	232	4	—	—	—	1567	19.3
1967-68	82	—	2623	539	1172	.460	387	533	.726	—	—	607	157	252	3	—	—	—	1465	17.9
1968-69	82	—	2753	554	1145	.484	369	459	.804	—	—	640	144	244	0	—	—	—	1477	18.0
<b>TOTALS</b>	<b>558</b>	<b>—</b>	<b>17624</b>	<b>3318</b>	<b>7254</b>	<b>.457</b>	<b>2407</b>	<b>3255</b>	<b>.739</b>	<b>—</b>	<b>—</b>	<b>4416</b>	<b>1029</b>	<b>1618</b>	<b>18</b>	<b>—</b>	<b>—</b>	<b>—</b>	<b>9043</b>	<b>16.2</b>

## CHET WALKER PLAYOFFS

	G	GS	MIN	FG	FGA	PCT	FT	FTA	PCT	OFF	DEF	TOT	A	PF	D	ST	TO	BS	PTS	AVG
1962-63	5	—	130	27	53	.509	22	30	.733	—	—	47	9	8	0	—	—	—	76	15.2
1963-64	5	—	190	30	77	.390	34	46	.739	—	—	52	13	15	0	—	—	—	94	18.8
1964-65	11	—	469	83	173	.480	57	75	.760	—	—	79	18	38	0	—	—	—	223	20.3
1965-66	5	—	181	24	64	.375	25	31	.806	—	—	37	15	18	0	—	—	—	73	14.6
1966-67	15	—	551	115	246	.467	96	119	.807	—	—	114	32	44	0	—	—	—	326	21.7
1967-68	13	—	485	86	210	.410	76	112	.679	—	—	96	24	44	1	—	—	—	248	19.1
1968-69	4	—	100	23	43	.535	8	12	.667	—	—	23	8	5	0	—	—	—	54	13.5
<b>TOTALS</b>	<b>58</b>	<b>—</b>	<b>2106</b>	<b>388</b>	<b>866</b>	<b>.448</b>	<b>318</b>	<b>425</b>	<b>.748</b>	<b>—</b>	<b>—</b>	<b>448</b>	<b>119</b>	<b>172</b>	<b>1</b>	<b>—</b>	<b>—</b>	<b>—</b>	<b>1094</b>	<b>18.9</b>

## ALL-STAR GAME

	G	GS	MIN	FG	FGA	PCT	FT	FTA	PCT	OFF	DEF	TOT	A	PF	D	ST	TO	BS	PTS	AVG
1964	1	0	12	2	5	.400	0	---	---	---	---	0	0	1	0	—	—	—	4	4
1966	1	0	25	3	10	.300	2	3	.667	---	---	6	4	2	0	—	—	—	8	8
1967	1	0	22	6	9	.667	3	4	.750	---	---	4	1	2	0	—	—	—	15	15
<b>TOTALS</b>	<b>3</b>	<b>0</b>	<b>59</b>	<b>11</b>	<b>24</b>	<b>.458</b>	<b>5</b>	<b>7</b>	<b>.714</b>	<b>---</b>	<b>---</b>	<b>10</b>	<b>5</b>	<b>5</b>	<b>0</b>	<b>---</b>	<b>---</b>	<b>---</b>	<b>27</b>	<b>27</b>

## WALTERS, REX

Kansas  
Birthdate: Mar. 12, 1970

#23  
Drafted: 1993, 1st round (16th overall) by New Jersey

HT: 6-4

WT: 190

	G	GS	MIN	FG	FGA	PCT	FT	FTA	PCT	OFF	DEF	TOT	A	PF	D	ST	TO	BS	PTS	AVG
1995-96	33	8	523	49	115	.426	36	46	.783	11	37	48	95	49	0	22	34	4	153	4.6
1996-97	59	16	1041	148	325	.455	49	62	.790	21	86	107	113	75	1	28	61	3	402	6.8
1997-98	19	0	127	11	29	.379	17	17	1.000	3	6	9	21	17	0	5	17	0	42	2.2
<b>TOTALS</b>	<b>111</b>	<b>24</b>	<b>1691</b>	<b>208</b>	<b>469</b>	<b>.443</b>	<b>102</b>	<b>125</b>	<b>.816</b>	<b>35</b>	<b>129</b>	<b>164</b>	<b>229</b>	<b>141</b>	<b>1</b>	<b>55</b>	<b>112</b>	<b>7</b>	<b>597</b>	<b>5.4</b>

3-PT. FG: 1995-96, 19-54 (.352); 1996-97, 57-148 (.385); 1997-98, 3-14 (.214); TOTALS, 79-216 (.366)

## WARBINGTON, PERRY

Georgia Southern  
Birthdate: Sept. 7, 1952

#6  
Drafted: 1974, 9th round (145th overall) by 76ers

HT: 6-2

WT: 165

	G	GS	MIN	FG	FGA	PCT	FT	FTA	PCT	OFF	DEF	TOT	A	PF	D	ST	TO	BS	PTS	AVG
1974-75	5	0	70	4	21	.190	2	2	1.000	2	6	8	16	16	0	0	—	0	10	2.0

## WARD, GERRY

Boston College  
Birthdate: Sept 6, 1941

#26  
Drafted: 1963, 1st round (5th overall) by St. Louis

HT: 6-4

WT: 200

	G	GS	MIN	FG	FGA	PCT	FT	FTA	PCT	OFF	DEF	TOT	A	PF	D	ST	TO	BS	PTS	AVG
1965-66	66	—	838	67	189	.354	39	60	.650	—	—	89	80	163	3	—	—	—	173	2.6

## PLAYOFFS

	G	GS	MIN	FG	FGA	PCT	FT	FTA	PCT	OFF	DEF	TOT	A	PF	D	ST	TO	BS	PTS	AVG
1965-66	5	—	44	2	8	.250	0	1	.000	—	—	5	1	11	0	—	—	—	4	0.8

## WARE, CASPER

Long Beach State  
Birthdate: Jan. 17, 1990

#17  
Drafted: N/A

HT: 5-10

WT: 175

	G	GS	MIN	FG	FGA	PCT	FT	FTA	PCT	OFF	DEF	TOT	A	PF	D	ST	TO	BS	PTS	AVG
2013-14	9	0	116	18	42	.429	5	6	.833	0	9	9	0	11	0	8	5	0	48	5.3

3-PT. FG: 2013-14, 7-21 (.333)

## WARLEY, BEN

Tennessee State  
Birthdate: Sept. 4, 1936

#14  
Drafted: 1961, 1st round (6th overall) by Syracuse

HT: 6-6

WT: 205

	G	GS	MIN	FG	FGA	PCT	FT	FTA	PCT	OFF	DEF	TOT	A	PF	D	ST	TO	BS	PTS	AVG
1962-63	26	—	206	50	111	.450	25	35	.714	—	—	86	4	42	1	—	—	—	125	4.8
1963-64	79	—	1740	215	494	.435	220	305	.721	—	—	619	71	274	5	—	—	—	650	8.2
1964-65	64	—	900	94	253	.372	124	176	.705	—	—	277	53	170	6	—	—	—	312	4.9
1965-66	1	—	6	1	3	.333	0	0	---	---	---	2	0	1	0	—	—	—	2	2.0
<b>TOTALS</b>	<b>170</b>	<b>—</b>	<b>2852</b>	<b>360</b>	<b>861</b>	<b>.418</b>	<b>369</b>	<b>516</b>	<b>.715</b>	<b>---</b>	<b>---</b>	<b>984</b>	<b>128</b>	<b>487</b>	<b>12</b>	<b>---</b>	<b>---</b>	<b>---</b>	<b>1089</b>	<b>6.4</b>

## PLAYOFFS

	G	GS	MIN	FG	FGA	PCT	FT	FTA	PCT	OFF	DEF	TOT	A	PF	D	ST	TO	BS	PTS	AVG
1962-63	2	—	9	0	4	.000	2	4	.500	—	—	3	0	2	0	—	—	—	2	1.0
1963-64	4	—	85	9	23	.391	10	15	.667	—	—	33	2	11	0	—	—	—	28	7.0
1964-65	2	—	6	0	1	.000	0	0	---	---	---	1	1	1	0	—	—	—	0	0.0





TOTALS 8 — 100 9 28 .321 12 19 .632 — — 37 3 14 0 — — — 30 3.8

**WASHINGTON, JIM**

Villanova  
Birthdate: July 1, 1943

#12  
Drafted: 1965, 1st round (5th overall) by St. Louis

	G	GS	MIN	FG	FGA	PCT	FT	FTA	PCT	OFF	DEF	TOT	A	PF	D	ST	TO	BS	PTS	AVG
1969-70	79	—	2459	401	842	.476	204	273	.747	—	—	734	104	262	5	—	—	—	1006	12.7
1970-71	78	—	2501	395	829	.476	259	340	.762	—	—	747	97	258	6	—	—	—	1049	13.4
1971-72	17	11	545	68	156	.436	55	67	.821	—	—	135	25	59	3	—	—	—	191	11.2
<b>TOTALS</b>	<b>174</b>	<b>11</b>	<b>5503</b>	<b>864</b>	<b>1827</b>	<b>.473</b>	<b>518</b>	<b>680</b>	<b>.762</b>	<b>—</b>	<b>—</b>	<b>1616</b>	<b>226</b>	<b>579</b>	<b>14</b>	<b>—</b>	<b>—</b>	<b>—</b>	<b>2246</b>	<b>12.9</b>

**PLAYOFFS**

	G	GS	MIN	FG	FGA	PCT	FT	FTA	PCT	OFF	DEF	TOT	A	PF	D	ST	TO	BS	PTS	AVG
1969-70	5	—	167	25	57	.439	13	23	.565	—	—	49	9	18	0	—	—	—	63	12.6
1970-71	7	—	216	27	61	.443	26	36	.722	—	—	48	10	24	1	—	—	—	80	11.4
<b>TOTALS</b>	<b>12</b>	<b>—</b>	<b>383</b>	<b>52</b>	<b>118</b>	<b>.441</b>	<b>39</b>	<b>59</b>	<b>.661</b>	<b>—</b>	<b>—</b>	<b>97</b>	<b>19</b>	<b>42</b>	<b>1</b>	<b>—</b>	<b>—</b>	<b>—</b>	<b>143</b>	<b>11.9</b>

**WASHINGTON, WILSON**

Old Dominion  
Birthdate: Aug. 3, 1955

#52  
Drafted: 1977, 2nd round (25th overall) by 76ers

	G	GS	MIN	FG	FGA	PCT	FT	FTA	PCT	OFF	DEF	TOT	A	PF	D	ST	TO	BS	PTS	AVG	
1977-78	14	0	38	8	19	.421	3	6	.500	—	—	12	14	1	3	0	1	10	2	19	1.4

**WEATHERSPOON, CLARENCE** Southern Mississippi  
Birthdate: Sept. 8, 1970

#35  
Drafted: 1992, 1st round (9th overall) by 76ers

	G	GS	MIN	FG	FGA	PCT	FT	FTA	PCT	OFF	DEF	TOT	A	PF	D	ST	TO	BS	PTS	AVG
1992-93	82	82	2654	494	1053	.469	291	408	.713	179	410	589	147	188	1	85	176	67	1280	15.6
1993-94	82	82	3147	602	1246	.483	298	430	.693	254	578	832	192	152	0	100	195	116	1506	18.4
1994-95	76	76	2991	543	1238	.439	283	377	.751	144	382	526	215	195	1	115	191	67	1373	18.1
1995-96	78	75	3096	491	1015	.484	318	426	.746	237	516	753	158	214	3	112	179	108	1300	16.7
1996-97	82	82	2949	398	811	.491	206	279	.738	219	460	679	140	187	0	74	137	86	1003	12.2
1997-98	48	18	1290	141	331	.426	123	174	.707	109	227	336	40	108	1	43	69	52	405	8.4
<b>TOTALS</b>	<b>448</b>	<b>415</b>	<b>16127</b>	<b>2669</b>	<b>5694</b>	<b>.469</b>	<b>1519</b>	<b>2094</b>	<b>.725</b>	<b>1142</b>	<b>2573</b>	<b>3715</b>	<b>892</b>	<b>1044</b>	<b>6</b>	<b>529</b>	<b>947</b>	<b>496</b>	<b>6867</b>	<b>15.3</b>

3-PT FG: 1992-93, 1-4 (.250); 1993-94, 4-17 (.235); 1994-95, 4-21 (.190); 1995-96, 0-2 (.000); 1996-97, 1-6 (.167); 1997-98 0-0 (---); TOTALS, 10-50 (.200)

**WEBBER, CHRIS**

Michigan  
Birthdate: March 1, 1973

#4  
Drafted: 1993, 1st round (1st overall) by Orlando

	G	GS	MIN	FG	FGA	PCT	FT	FTA	PCT	OFF	DEF	TOT	A	PF	D	ST	TO	BS	PTS	AVG
2004-05	21	21	702	143	366	.391	38	49	.776	36	129	165	66	70	3	26	49	19	328	15.6
2005-06	75	75	2893	617	1422	.434	263	348	.756	184	557	741	256	219	1	103	182	62	1518	20.2
2006-07	18	18	544	89	230	.387	18	28	.643	37	112	149	61	36	0	18	33	15	198	11.0
<b>TOTALS</b>	<b>114</b>	<b>114</b>	<b>4139</b>	<b>849</b>	<b>2018</b>	<b>.421</b>	<b>319</b>	<b>425</b>	<b>.751</b>	<b>257</b>	<b>798</b>	<b>1055</b>	<b>383</b>	<b>325</b>	<b>4</b>	<b>147</b>	<b>264</b>	<b>96</b>	<b>2044</b>	<b>17.9</b>

3-PT FG: 2004-05, 4-15 (.267); 2005-06, 21-77 (.273); 2006-07, 2-5 (.400); TOTALS, 27-97 (.278)

**CHRIS WEBBER PLAYOFFS**

	G	GS	MIN	FG	FGA	PCT	FT	FTA	PCT	OFF	DEF	TOT	A	PF	D	ST	TO	BS	PTS	AVG
2004-05	5	5	186	39	95	.411	12	16	.750	12	17	29	14	20	0	6	11	1	95	19.0
3-PT FG: 2004-05, 5-14 (.357)																				

**WEEMS, SONNY**

Arkansas  
Birthdate: July 8, 1986

#9  
Drafted: 2008, 2nd round (39th overall) by Chicago

	G	GS	MIN	FG	FGA	PCT	FT	FTA	PCT	OFF	DEF	TOT	A	PF	D	ST	TO	BS	PTS	AVG
2015-16	7	0	78	7	21	.333	1	2	.500	1	11	12	2	7	0	0	4	0	17	2.4
3-PT FG: 2015-16, 2-9 (.222)																				

**WEISS, BOB**

Penn State  
Birthdate: May 7, 1942

#12  
Drafted: 1965, 3rd round (18th overall) by 76ers

	G	GS	MIN	FG	FGA	PCT	FT	FTA	PCT	OFF	DEF	TOT	A	PF	D	ST	TO	BS	PTS	AVG
1965-66	7	—	30	3	9	.333	0	0	---	—	—	7	4	10	0	—	—	—	6	0.9
1966-67	6	—	29	5	10	.500	2	5	.400	—	—	3	10	8	0	—	—	—	12	2.0
<b>TOTALS</b>	<b>13</b>	<b>—</b>	<b>59</b>	<b>8</b>	<b>19</b>	<b>.421</b>	<b>2</b>	<b>5</b>	<b>.400</b>	<b>—</b>	<b>—</b>	<b>10</b>	<b>14</b>	<b>18</b>	<b>0</b>	<b>—</b>	<b>—</b>	<b>—</b>	<b>18</b>	<b>1.4</b>

**PLAYOFFS**

	G	GS	MIN	FG	FGA	PCT	FT	FTA	PCT	OFF	DEF	TOT	A	PF	D	ST	TO	BS	PTS	AVG
1966-67	1	—	4	2	3	.667	0	0	---	—	—	2	2	1	0	—	—	—	4	4.0

**WELP, CHRIS**

Washington  
Birthdate: Jan. 2, 1964

#44  
Drafted: 1987, 1st round (16th overall) by 76ers

	G	GS	MIN	FG	FGA	PCT	FT	FTA	PCT	OFF	DEF	TOT	A	PF	D	ST	TO	BS	PTS	AVG
1987-88	10	0	132	18	31	.581	12	18	.667	11	13	24	5	25	0	5	9	5	48	4.8
1988-89	72	0	843	99	222	.446	48	73	.658	59	134	193	29	176	0	23	42	41	246	3.4
<b>TOTALS</b>	<b>82</b>	<b>0</b>	<b>975</b>	<b>117</b>	<b>253</b>	<b>.462</b>	<b>60</b>	<b>91</b>	<b>.659</b>	<b>70</b>	<b>147</b>	<b>217</b>	<b>34</b>	<b>201</b>	<b>0</b>	<b>28</b>	<b>51</b>	<b>46</b>	<b>294</b>	<b>3.6</b>

3-PT FG: 1988-89, 0-1 (.000)

**PLAYOFFS**

	G	GS	MIN	FG	FGA	PCT	FT	FTA	PCT	OFF	DEF	TOT	A	PF	D	ST	TO	BS	PTS	AVG
1988-89	3	—	22	1	3	.333	0	2	.000	0	7	7	0	7	0	1	0	2	2	0.7

**WESLEY, WALT**

Kansas  
Birthdate: Apr. 25, 1945

#26  
Drafted: 1966, 1st round (6th overall) by Cincinnati

	G	GS	MIN	FG	FGA	PCT	FT	FTA	PCT	OFF	DEF	TOT	A	PF	D	ST	TO	BS	PTS	AVG
--	---	----	-----	----	-----	-----	----	-----	-----	-----	-----	-----	---	----	---	----	----	----	-----	-----

# GENERAL INFORMATION

	G	GS	MIN	FG	FGA	PCT	FT	FTA	PCT	OFF	DEF	TOT	A	PF	D	ST	TO	BS	PTS	AVG
--	---	----	-----	----	-----	-----	----	-----	-----	-----	-----	-----	---	----	---	----	----	----	-----	-----

1974-75	4	0	33	5	9	.556	2	4	.500	4	4	8	1	8	0	0	—	0	12	3.0
---------	---	---	----	---	---	------	---	---	------	---	---	---	---	---	---	---	---	---	----	-----

## WHITE, HUBIE

Villanova  
Birthdate: Jan. 26, 1940

#23  
Drafted: 1962, 2nd round (14th overall) by Philadelphia

	G	GS	MIN	FG	FGA	PCT	FT	FTA	PCT	OFF	DEF	TOT	A	PF	D	ST	TO	BS	PTS	AVG
--	---	----	-----	----	-----	-----	----	-----	-----	-----	-----	-----	---	----	---	----	----	----	-----	-----

1963-64	23	—	196	31	105	.295	17	28	.607			42	12	28	0				79	3.4
---------	----	---	-----	----	-----	------	----	----	------	--	--	----	----	----	---	--	--	--	----	-----

## WIGGINS, MITCHELL

Florida State  
Birthdate: Sept. 28, 1959

#23  
Drafted: 1983, 1st round (23rd overall) by Indiana

	G	GS	MIN	FG	FGA	PCT	FT	FTA	PCT	OFF	DEF	TOT	A	PF	D	ST	TO	BS	PTS	AVG
--	---	----	-----	----	-----	-----	----	-----	-----	-----	-----	-----	---	----	---	----	----	----	-----	-----

1991-92	49	0	569	88	229	.384	35	51	.686	43	51	94	22	67	0	20	25	1	211	4.3
---------	----	---	-----	----	-----	------	----	----	------	----	----	----	----	----	---	----	----	---	-----	-----

3 PT. FG: 1991-92, 0-1 (.000)

## WILKINS, DAMIEN

Georgia  
Birthdate: Jan. 11, 1980

#8  
Drafted: Undrafted

	G	GS	MIN	FG	FGA	PCT	FT	FTA	PCT	OFF	DEF	TOT	A	PF	D	ST	TO	BS	PTS	AVG
--	---	----	-----	----	-----	-----	----	-----	-----	-----	-----	-----	---	----	---	----	----	----	-----	-----

2012-13	61	21	1095	145	316	.459	81	109	.743	32	73	105	91	98	0	37	49	18	388	6.4
---------	----	----	------	-----	-----	------	----	-----	------	----	----	-----	----	----	---	----	----	----	-----	-----

3-PT. FG: 2012-13, 17-51 (.333)

## WILKINS, EDDIE LEE

Gardner Webb  
Birthdate: May 7, 1962

#45  
Drafted: 1984, 6th round (133rd overall) by New York

	G	GS	MIN	FG	FGA	PCT	FT	FTA	PCT	OFF	DEF	TOT	A	PF	D	ST	TO	BS	PTS	AVG
--	---	----	-----	----	-----	-----	----	-----	-----	-----	-----	-----	---	----	---	----	----	----	-----	-----

1992-93	26	0	192	55	97	.567	48	78	.615	14	26	40	2	34	1	7	17	1	158	6.1
---------	----	---	-----	----	----	------	----	----	------	----	----	----	---	----	---	---	----	---	-----	-----

3-PT. FG: 1992-93, 0-2 (.000)

## WILLIAMS, ELLIOT

Memphis  
Birthdate: June 20, 1989

#25  
Drafted: 2010, 1st round (22nd overall) by Portland

	G	GS	MIN	FG	FGA	PCT	FT	FTA	PCT	OFF	DEF	TOT	A	PF	D	ST	TO	BS	PTS	AVG
--	---	----	-----	----	-----	-----	----	-----	-----	-----	-----	-----	---	----	---	----	----	----	-----	-----

2013-14	67	2	1157	140	337	.415	87	119	.731		100	130	72	126	0	35	68	3	404	6.0
---------	----	---	------	-----	-----	------	----	-----	------	--	-----	-----	----	-----	---	----	----	---	-----	-----

3-PT. FG: 2013-14, 37-125 (.296)

## WILLIAMS, JAYSON

St. John's  
Birthdate: Feb. 22, 1968

#55  
Drafted: 1990, 1st round (21st overall) by Phoenix

	G	GS	MIN	FG	FGA	PCT	FT	FTA	PCT	OFF	DEF	TOT	A	PF	D	ST	TO	BS	PTS	AVG
--	---	----	-----	----	-----	-----	----	-----	-----	-----	-----	-----	---	----	---	----	----	----	-----	-----

1990-91	52	1	508	72	161	.447	37	56	.661	41	70	111	16	92	1	9	40	6	182	3.5
---------	----	---	-----	----	-----	------	----	----	------	----	----	-----	----	----	---	---	----	---	-----	-----

1991-92	50	8	646	75	206	.364	56	88	.636	62	83	145	12	110	1	20	44	20	206	4.1
---------	----	---	-----	----	-----	------	----	----	------	----	----	-----	----	-----	---	----	----	----	-----	-----

TOTALS	102	9	1154	147	367	.401	93	144	.646	103	153	256	28	202	2	29	84	26	388	3.8
--------	-----	---	------	-----	-----	------	----	-----	------	-----	-----	-----	----	-----	---	----	----	----	-----	-----

3-PT. FG: 1990-91, 1-2 (.500)

## WILLIAMS, LOU

South Gwinnett HS (Ga.)  
Birthdate: Oct. 27, 1986

#23  
Drafted: 2005, 2nd round (45th overall) by 76ers

	G	GS	MIN	FG	FGA	PCT	FT	FTA	PCT	OFF	DEF	TOT	A	PF	D	ST	TO	BS	PTS	AVG
--	---	----	-----	----	-----	-----	----	-----	-----	-----	-----	-----	---	----	---	----	----	----	-----	-----

2005-06	30	0	145	23	52	.442	8	13	.615	3	16	19	10	13	0	5	13	0	56	1.9
---------	----	---	-----	----	----	------	---	----	------	---	----	----	----	----	---	---	----	---	----	-----

2006-07	61	0	688	93	211	.441	64	92	.696	17	53	70	110	42	0	22	46	1	262	4.3
---------	----	---	-----	----	-----	------	----	----	------	----	----	----	-----	----	---	----	----	---	-----	-----

2007-08	80	0	1862	319	752	.424	227	290	.783	41	126	167	253	130	0	81	125	13	920	11.5
---------	----	---	------	-----	-----	------	-----	-----	------	----	-----	-----	-----	-----	---	----	-----	----	-----	------

2008-09	81	0	1919	336	844	.398	304	385	.790	36	129	165	242	128	0	85	151	14	1039	12.8
---------	----	---	------	-----	-----	------	-----	-----	------	----	-----	-----	-----	-----	---	----	-----	----	------	------

2009-10	64	38	1911	318	677	.470	192	233	.824	25	162	187	268	110	1	80	106	15	898	14.0
---------	----	----	------	-----	-----	------	-----	-----	------	----	-----	-----	-----	-----	---	----	-----	----	-----	------

2010-11	75	0	1747	323	795	.406	293	356	.823	32	117	149	252	128	1	47	102	17	1027	13.7
---------	----	---	------	-----	-----	------	-----	-----	------	----	-----	-----	-----	-----	---	----	-----	----	------	------

2011-12	64	0	1682	318	782	.407	237	292	.812	30	125	155	221	90	0	53	71	18	956	14.9
---------	----	---	------	-----	-----	------	-----	-----	------	----	-----	-----	-----	----	---	----	----	----	-----	------

TOTALS	455	38	9955	1730	4113	.421	1325	1661	.798	184	728	912	1356	641	2	373	614	78	5158	11.3
--------	-----	----	------	------	------	------	------	------	------	-----	-----	-----	------	-----	---	-----	-----	----	------	------

3-PT. FG: 2005-06, 2-9 (.222); 2006-07, 12-37 (.324); 2007-08, 55-153 (.359); 2008-09, 63-220 (.286); 2009-10, 70-206 (.340); 2010-11, 88-253 (.348); 2011-12, 83-229 (.362); TOTALS, 373-1107 (.337)

## PLAYOFFS

	G	GS	MIN	FG	FGA	PCT	FT	FTA	PCT	OFF	DEF	TOT	A	PF	D	ST	TO	BS	PTS	AVG
--	---	----	-----	----	-----	-----	----	-----	-----	-----	-----	-----	---	----	---	----	----	----	-----	-----

2007-08	6	0	135	24	60	.400	22	30	.733	3	9	12	12	11	0	6	7	0	72	12.0
---------	---	---	-----	----	----	------	----	----	------	---	---	----	----	----	---	---	---	---	----	------

2008-09	6	0	149	21	51	.412	10	15	.667	2	13	15	17	10	0	3	12	1	58	9.7
---------	---	---	-----	----	----	------	----	----	------	---	----	----	----	----	---	---	----	---	----	-----

2010-11	5	0	130	17	52	.327	14	19	.737	0	8	8	15	6	0	5	4	0	54	10.8
---------	---	---	-----	----	----	------	----	----	------	---	---	---	----	---	---	---	---	---	----	------

2011-12	13	0	358	50	142	.352	41	52	.788	3	24	27	39	17	0	13	16	0	149	11.5
---------	----	---	-----	----	-----	------	----	----	------	---	----	----	----	----	---	----	----	---	-----	------

TOTALS	30	0	772	112	305	.367	87	116	.750	8	54	62	83	44	0	27	39	1	333	11.1
--------	----	---	-----	-----	-----	------	----	-----	------	---	----	----	----	----	---	----	----	---	-----	------

3 PT. FG: 2007-08, 2-9 (.222); 2008-09, 6-16 (.375); 2010-11, 6-20 (.300); 2011-12, 8-48 (.167); TOTALS, 22-93 (.237)

## WILLIAMS, MONTY

Notre Dame  
Birthdate: Oct. 8, 1971

#5  
Drafted: 1994, 1st round (24th overall) by New York

	G	GS	MIN	FG	FGA	PCT	FT	FTA	PCT	OFF	DEF	TOT	A	PF	D	ST	TO	BS	PTS	AVG
--	---	----	-----	----	-----	-----	----	-----	-----	-----	-----	-----	---	----	---	----	----	----	-----	-----

2002-03	21	2	276	34	80	.425	24	32	.750	12	33	45	26	33	0	12	17	5	92	4.4
---------	----	---	-----	----	----	------	----	----	------	----	----	----	----	----	---	----	----	---	----	-----

2003-04																				
---------	--	--	--	--	--	--	--	--	--	--	--	--	--	--	--	--	--	--	--	--

3 PT. FG: 2002-03, 0-2 (.000)

## PLAYOFFS

	G	GS	MIN	FG	FGA	PCT	FT	FTA	PCT	OFF	DEF	TOT	A	PF	D	ST	TO	BS	PTS	AVG
--	---	----	-----	----	-----	-----	----	-----	-----	-----	-----	-----	---	----	---	----	----	----	-----	-----

2002-03	10	0	96	8	23	.348	3	4	.750	7	8	15	0	12	0	2	4	0	19	1.9
---------	----	---	----	---	----	------	---	---	------	---	---	----	---	----	---	---	---	---	----	-----

3 PT. FG: 2002-03, 0-1 (.000)

## WILLIAMS, SAM

Arizona State  
Birthdate: Mar. 7, 1959

#33  
Drafted: 1981, 2nd round (33rd overall) by Golden St.

	G	GS	MIN	FG	FGA	PCT	FT	FTA	PCT	OFF	DEF	TOT	A	PF	D	ST	TO	BS	PTS	AVG
--	---	----	-----	----	-----	-----	----	-----	-----	-----	-----	-----	---	----	---	----	----	----	-----	-----

1983-84	70	12	1375	193	405	.477	86	133	.647	117	209	326	60	203	3	62	96	103	472	6.7
---------	----	----	------	-----	-----	------	----	-----	------	-----	-----	-----	----	-----	---	----	----	-----	-----	-----

1984-85	46	8	488	58	148	.392	28	47	.596	38	68	106	11	92	1	26	44	26	144	3.1
---------	----	---	-----	----	-----	------	----	----	------	----	----	-----	----	----	---	----	----	----	-----	-----

TOTALS	116	20	1863	251	553	.445	114	180	.633	155	277	432	71	295	4	88	140	129	616	5.3
--------	-----	----	------	-----	-----	------	-----	-----	------	-----	-----	-----	----	-----	---	----	-----	-----	-----	-----

3-PT. FG: 1983-84, 0-1 (.000); 1984-85, 0-1 (.000); TOTALS, 0-2 (.000)

## PLAYOFFS

	G	GS	MIN	FG	FGA	PCT	FT	FTA	PCT	OFF	DEF	TOT	A	PF	D	ST	TO	BS	PTS	AVG
--	---	----	-----	----	-----	-----	----	-----	-----	-----	-----	-----	---	----	---	----	----	----	-----	-----

1983-84	4	—	55	2	8	.250	1	2	.500	1	5	6	3	7	0	2	5	6	5	1.3
---------	---	---	----	---	---	------	---	---	------	---	---	---	---	---	---	---	---	---	---	-----

1984-85	5	—	26	1	6	.167	3	10	.300	4	8	12	0	2	0	0	4	0	5	1.0
---------	---	---	----	---	---	------	---	----	------	---	---	----	---	---	---	---	---	---	---	-----

TOTALS	9	0	81	3	14	.214	4	12	.333	5	13	18	3	9	0	2	9	6	10	1.1
--------	---	---	----	---	----	------	---	----	------	---	----	----	---	---	---	---	---	---	----	-----

3-PT. FG: 1983-84, 0-1 (.000); 1984-85, 0-1 (.000); TOTALS, 0-2 (.000)



**WILLIAMS, SCOTT**

North Carolina  
Birthdate: March 24, 1968

#55  
Drafted: Undrafted (1990)

HT: 6-10 WT: 230

	G	GS	MIN	FG	FGA	PCT	FT	FTA	PCT	OFF	DEF	TOT	A	PF	D	ST	TO	BS	PTS	AVG
1994-95	77	43	1781	206	434	.475	79	107	.738	173	312	485	59	237	4	71	84	40	491	6.4
1995-96	13	1	193	15	29	.517	10	12	.833	13	33	46	5	27	0	6	8	7	40	3.1
1996-97	62	52	1317	162	318	.509	38	55	.891	155	242	397	41	206	5	44	50	41	362	5.8
1997-98	58	7	801	93	213	.437	51	63	.810	87	124	211	29	132	0	17	30	21	237	4.1
1998-99	2	0	17	0	2	.000	0	0	---	1	1	2	1	4	0	2	2	1	0	0.0
<b>TOTALS</b>	<b>212</b>	<b>103</b>	<b>4109</b>	<b>476</b>	<b>996</b>	<b>.478</b>	<b>178</b>	<b>237</b>	<b>.751</b>	<b>429</b>	<b>712</b>	<b>1141</b>	<b>135</b>	<b>606</b>	<b>9</b>	<b>140</b>	<b>174</b>	<b>110</b>	<b>1130</b>	<b>5.0</b>

3-PT. FG: 1994-95, 0-7 (.000); 1995-96, 0-2 (.000); 1996-97, 0-2 (.000); 1997-98, 0-5 (.000); 1998-99, 0-0 (.000); TOTALS, 0-16 (.000)

**WILLIAMSON, CORLISS**

Arkansas  
Birthdate: Dec. 4, 1973

#14  
Drafted: 1995, 1st round (13th overall) by Sacramento

HT: 6-7 WT: 245

	G	GS	MIN	FG	FGA	PCT	FT	FTA	PCT	OFF	DEF	TOT	A	PF	D	ST	TO	BS	PTS	AVG
2004-05	48	5	1056	194	417	.465	130	165	.788	73	105	178	43	144	1	26	60	12	518	10.8

**WILSON, GEORGE**

Cincinnati  
Birthdate: May 9, 1942

#16  
Drafted: 1964, 1st territorial pick by Cincinnati

HT: 6-8 WT: 230

	G	GS	MIN	FG	FGA	PCT	FT	FTA	PCT	OFF	DEF	TOT	A	PF	D	ST	TO	BS	PTS	AVG
1968-69	38	—	552	81	182	.445	60	84	.714	—	—	216	32	87	1	—	—	—	222	5.8
1969-70	67	—	836	118	304	.388	122	172	.709	—	—	317	52	145	3	—	—	—	358	5.3
<b>TOTALS</b>	<b>105</b>	<b>—</b>	<b>1388</b>	<b>199</b>	<b>486</b>	<b>.409</b>	<b>182</b>	<b>256</b>	<b>.711</b>	<b>—</b>	<b>—</b>	<b>533</b>	<b>84</b>	<b>232</b>	<b>4</b>	<b>—</b>	<b>—</b>	<b>—</b>	<b>580</b>	<b>5.5</b>

**PLAYOFFS**

	G	GS	MIN	FG	FGA	PCT	FT	FTA	PCT	OFF	DEF	TOT	A	PF	D	ST	TO	BS	PTS	AVG
1968-69	5	—	45	0	7	.000	3	4	.750	—	—	18	8	9	0	—	—	—	3	0.6
1969-70	2	—	23	4	13	.308	1	4	1.000	—	—	12	1	4	0	—	—	—	9	4.5
<b>TOTALS</b>	<b>7</b>	<b>—</b>	<b>68</b>	<b>4</b>	<b>20</b>	<b>.200</b>	<b>4</b>	<b>5</b>	<b>.800</b>	<b>—</b>	<b>—</b>	<b>30</b>	<b>9</b>	<b>13</b>	<b>0</b>	<b>—</b>	<b>—</b>	<b>—</b>	<b>12</b>	<b>1.7</b>

**WILSON, TREVOR**

UCLA  
Birthdate: March 16, 1968

#30  
Drafted: 1990, 2nd round (36th overall) by Atlanta

HT: 6-8 WT: 215

	G	GS	MIN	FG	FGA	PCT	FT	FTA	PCT	OFF	DEF	TOT	A	PF	D	ST	TO	BS	PTS	AVG
1995-96	6	0	79	10	20	.500	3	4	.750	7	7	14	4	9	0	3	1	0	23	3.8

**WINGATE, DAVID**

Georgetown  
Birthdate: Dec. 15, 1963

#25  
Drafted: 1986, 2nd round (44th overall) by 76ers

HT: 6-5 WT: 185

	G	GS	MIN	FG	FGA	PCT	FT	FTA	PCT	OFF	DEF	TOT	A	PF	D	ST	TO	BS	PTS	AVG
1986-87	77	9	1612	259	602	.430	149	201	.741	70	86	156	155	169	1	93	128	19	680	8.8
1987-88	61	22	1419	218	545	.400	99	132	.750	44	57	101	119	125	0	47	104	22	545	8.9
1988-89	33	6	372	54	115	.470	27	34	.794	12	25	37	73	43	0	9	35	2	137	4.2
<b>TOTALS</b>	<b>171</b>	<b>37</b>	<b>3403</b>	<b>531</b>	<b>1262</b>	<b>.419</b>	<b>275</b>	<b>367</b>	<b>.749</b>	<b>126</b>	<b>168</b>	<b>294</b>	<b>347</b>	<b>337</b>	<b>1</b>	<b>149</b>	<b>267</b>	<b>43</b>	<b>1362</b>	<b>8.0</b>

3-PT. FG: 1986-87, 13-52 (.250); 1987-88, 10-40 (.250); 1988-89, 2-6 (.333); TOTALS, 25-98 (.255)

**DAVID WINGATE PLAYOFFS**

	G	GS	MIN	FG	FGA	PCT	FT	FTA	PCT	OFF	DEF	TOT	A	PF	D	ST	TO	BS	PTS	AVG
1986-87	5	—	90	15	37	.405	9	14	.643	5	7	12	9	11	1	5	8	1	41	8.2

3-PT. FG: 1986-87 2-2, 1.000

**WINTERS, VOISE**

Bradley  
Birthdate: Oct. 12, 1962

#11  
Drafted: 1985, 2nd round (44th overall) by 76ers

HT: 6-8 WT: 200

	G	GS	MIN	FG	FGA	PCT	FT	FTA	PCT	OFF	DEF	TOT	A	PF	D	ST	TO	BS	PTS	AVG
1985-86	4	0	17	3	13	.231	0	0	---	1	2	3	0	1	0	1	2	0	6	1.5

3-PT. FG: 1985-86, 0-1 (.000)

**WOHL, DAVE**

Pennsylvania  
Birthdate: Nov. 2, 1949

#13  
Drafted: 1971, 3rd round (46th overall) by 76ers

HT: 6-2 WT: 185

	G	GS	MIN	FG	FGA	PCT	FT	FTA	PCT	OFF	DEF	TOT	A	PF	D	ST	TO	BS	PTS	AVG
1971-72	79	32	1628	243	567	.429	156	206	.757	—	—	150	228	229	2	—	—	—	642	8.1

**WOOD, CHRISTIAN**

Nevada-Las Vegas  
Birthdate: Sept. 27, 1995

#35  
Drafted: Undrafted

HT: 6-11 WT: 220

	G	GS	MIN	FG	FGA	PCT	FT	FTA	PCT	OFF	DEF	TOT	A	PF	D	ST	TO	BS	PTS	AVG
2015-16	17	0	145	22	53	.415	13	21	.619	13	25	38	3	11	0	5	2	7	61	3.6

3-PT. FG: 2015-16, 4-11 (.364)

**WOOD, LEON**

California Fullerton  
Birthdate: March 25, 1962

#20  
Drafted: 1984, 1st round (10th overall) by 76ers

HT: 6-3 WT: 185

	G	GS	MIN	FG	FGA	PCT	FT	FTA	PCT	OFF	DEF	TOT	A	PF	D	ST	TO	BS	PTS	AVG
1984-85	38	1	269	50	134	.373	18	26	.692	3	15	18	45	17	0	8	25	0	122	3.2
1985-86	29	1	455	57	136	.419	27	34	.794	9	18	27	75	24	0	14	20	0	154	5.3
<b>TOTALS</b>	<b>67</b>	<b>2</b>	<b>724</b>	<b>107</b>	<b>270</b>	<b>.396</b>	<b>45</b>	<b>60</b>	<b>.750</b>	<b>12</b>	<b>33</b>	<b>45</b>	<b>120</b>	<b>41</b>	<b>0</b>	<b>22</b>	<b>45</b>	<b>0</b>	<b>276</b>	<b>4.1</b>

3-PT. FG: 1984-85 4-30; 1985-86 13-29; TOTALS 17-59, .288

**PLAYOFFS**

	G	GS	MIN	FG	FGA	PCT	FT	FTA	PCT	OFF	DEF	TOT	A	PF	D	ST	TO	BS	PTS	AVG
1984-85	5	—	15	4	9	.444	6	8	.750	0	1	1	2	0	0	0	3	0	14	2.8

3-PT. FG: 1984-85 0-1, .000

**WOOLRIDGE, ORLANDO**

Notre Dame  
Birthdate: December 16, 1959

#0  
Drafted: 1981, 1st round (6th overall) by Atlanta

HT: 6-9 WT: 215

	G	GS	MIN	FG	FGA	PCT	FT	FTA	PCT	OFF	DEF	TOT	A	PF	D	ST	TO	BS	PTS	AVG
1993-94	74	1	1955	364	773	.471	208	302	.689	103	195	298	139	186	1	41	142	56	937	12.0

3-PT. FG: 1-14, .071

# GENERAL INFORMATION

## WRIGHT, DORELL

South Kent Prep HS (CT)  
Birthdate: Dec. 2 1985

#4 Drafted: 2004, 1st round (19th overall) by Miami  
HT: 6-9 WT: 205

	G	GS	MIN	FG	FGA	PCT	FT	FTA	PCT	OFF	DEF	TOT	A	PF	D	ST	TO	BS	PTS	AVG
2012-13	79	8	1783	237	599	.396	120	141	.851	42	260	302	150	98	0	62	64	35	729	9.2
3-PT. FG:	2012-13, 135-361 (.374)																			

## WRIGHT, SHARONE

Clemson  
Birthdate: January 30, 1973

#4 Drafted: 1994, 1st round (6th pick) by 76ers  
HT: 6-11 WT: 260

	G	GS	MIN	FG	FGA	PCT	FT	FTA	PCT	OFF	DEF	TOT	A	PF	D	ST	TO	BS	PTS	AVG
1994-95	79	49	2044	361	776	.465	182	282	.645	191	281	472	48	246	5	37	151	104	904	11.4
1995-96	46	32	1136	183	384	.477	117	186	.629	124	175	299	27	125	2	24	81	39	483	10.5
TOTALS	125	81	3180	544	1160	.469	299	468	.639	315	456	771	75	371	7	61	232	143	1387	11.1
3-PT. FG:	1994-95 0-8; 1995-96 0-0; TOTALS 0-8, .000																			

## WROTEN, TONY

Washington  
Birthdate: Apr. 13, 1993

#8 Drafted: 2012, 1st round (25th overall) by Memphis  
HT: 6-5 WT: 205

	G	GS	MIN	FG	FGA	PCT	FT	FTA	PCT	OFF	DEF	TOT	A	PF	D	ST	TO	BS	PTS	AVG
2013-14	72	16	1765	345	808	.427	209	326	.641	69	159	228	217	151	1	78	204	16	939	13.0
2014-15	30	15	895	175	434	.403	120	180	.667	22	64	86	157	72	1	48	113	8	507	16.9
2015-16	8	3	144	22	65	.338	20	37	.541	2	19	21	20	11	0	3	29	0	67	8.4
TOTALS	110	34	2804	542	1307	.415	80	347	.231	93	242	335	394	234	2	129	346	24	1513	13.8
3-PT. FG:	2013-14, 40-188 (.215); 2014-15, 37-142 (.261); 2015-16, 3-17 (.176); TOTALS 80-347 (.231)																			

## YARDLEY III, GEORGE

Stanford  
Birthdate: Nov. 3, 1928

Drafted: 1950, by Fort Wayne  
HT: 6-5 WT: 195

	G	GS	MIN	FG	FGA	PCT	FT	FTA	PCT	OFF	DEF	TOT	A	PF	D	ST	TO	BS	PTS	AVG
1958-59*	61	—	1839	446	1042	.428	317	407	.779	—	—	431	65	159	3	—	—	—	1209	19.8
1959-60	73	—	2402	546	1205	.453	381	467	.816	—	—	579	122	227	2	—	—	—	1473	20.2
TOTALS	134	—	4241	992	2247	.441	698	874	.799	—	—	1010	187	386	5	—	—	—	2682	20.0

### PLAYOFFS

	G	GS	MIN	FG	FGA	PCT	FT	FTA	PCT	OFF	DEF	TOT	A	PF	D	ST	TO	BS	PTS	AVG
1958-59	9	—	333	83	189	.439	60	70	.857	—	—	17	21	29	0	—	—	—	226	25.1
1959-60	3	—	88	15	39	.385	10	12	.833	—	—	8	1	9	0	—	—	—	40	13.3
TOTALS	12	—	421	98	228	.430	70	82	.854	—	—	104	22	38	0	—	—	—	266	22.2

### ALL-STAR GAME

	G	GS	MIN	FG	FGA	PCT	FT	FTA	PCT	OFF	DEF	TOT	A	PF	D	ST	TO	BS	PTS	AVG
1960	1	0	16	5	9	.556	1	2	.500	—	—	3	0	—	—	—	—	—	11	11.0

## YATES, BARRY

Maryland  
Birthdate: Jan. 30, 1946

#35 Drafted: 1971, 8th round (131st overall) by 76ers  
HT: 6-7 WT: 215

	G	GS	MIN	FG	FGA	PCT	FT	FTA	PCT	OFF	DEF	TOT	A	PF	D	ST	TO	BS	PTS	AVG
1971-72	24	1	144	31	83	.373	7	11	.636	—	—	40	7	14	0	—	—	—	69	2.9

## YOUNG, MICHAEL

Houston  
Birthdate: Jan. 2, 1961

#8 Drafted: 1984, 1st round (24th overall) by Boston  
HT: 6-7 WT: 220

	G	GS	MIN	FG	FGA	PCT	FT	FTA	PCT	OFF	DEF	TOT	A	PF	D	ST	TO	BS	PTS	AVG
1985-86	2	0	2	0	2	.000	0	0	.000	0	0	0	0	0	0	0	0	0	0	0.0

## YOUNG, NICK

USC  
Birthdate: June 1, 1985

#1 Drafted: 2007, 1st round (16th overall) by Washington  
HT: 6-6 WT: 210

	G	GS	MIN	FG	FGA	PCT	FT	FTA	PCT	OFF	DEF	TOT	A	PF	D	ST	TO	BS	PTS	AVG
2012-13	59	17	1411	224	542	.413	105	128	.820	24	106	130	84	84	0	36	50	14	628	10.6
3-PT. FG:	2012-13, 75-210 (.357)																			

## YOUNG, SAM

Pittsburgh  
Birthdate: Jun. 1, 1985

#7 Drafted: 2009, 2nd round (36th overall) by Memphis  
HT: 6-6 WT: 220

	G	GS	MIN	FG	FGA	PCT	FT	FTA	PCT	OFF	DEF	TOT	A	PF	D	ST	TO	BS	PTS	AVG
2011-12	14	0	135	13	44	.295	9	14	.643	6	15	21	6	11	0	6	7	4	40	2.9
3-PT. FG:	2011-12, 5-8 (.625)																			

### PLAYOFFS

	G	GS	MIN	FG	FGA	PCT	FT	FTA	PCT	OFF	DEF	TOT	A	PF	D	ST	TO	BS	PTS	AVG
2011-12	2	0	4	0	2	.000	0	0	—	0	0	0	0	0	0	0	0	0	0	0.0
3 PT. FG:	2011-12, 0-1 (.000)																			



**YOUNG, THADDEUS**

Georgia Tech  
 Birthdate: June 21, 1988

#21  
 Drafted: 2007, 1st round (12th overall) by 76ers

HT: 6-8

WT: 220

	G	GS	MIN	FG	FGA	PCT	FT	FTA	PCT	OFF	DEF	TOT	A	PF	D	ST	TO	BS	PTS	AVG
2007-08	74	22	1554	264	490	.539	76	103	.738	120	192	312	58	126	1	73	64	8	610	8.2
2008-09	75	71	2577	475	960	.495	139	189	.735	139	238	377	86	165	0	100	118	23	1145	15.3
2009-10	67	45	2145	382	813	.470	114	165	.691	130	220	350	97	133	0	81	126	15	926	13.8
2010-11	82	1	2135	458	847	.541	123	174	.707	153	281	434	82	170	0	90	99	26	1045	12.7
2011-12	63	1	1755	348	687	.507	111	144	.771	137	188	325	74	127	3	64	55	41	808	12.8
2012-13	76	76	2629	509	958	.531	108	188	.574	182	389	571	125	191	1	133	90	55	1127	14.8
2013-14	79	78	2718	582	1283	.454	163	229	.712	166	310	476	182	213	1	167	165	36	1417	17.9
<b>TOTALS</b>	<b>516</b>	<b>294</b>	<b>15516</b>	<b>3018</b>	<b>6038</b>	<b>.500</b>	<b>834</b>	<b>1192</b>	<b>.700</b>	<b>1027</b>	<b>1818</b>	<b>2845</b>	<b>704</b>	<b>1125</b>	<b>6</b>	<b>708</b>	<b>717</b>	<b>204</b>	<b>7078</b>	<b>13.7</b>

3-PT. FG: 2007-08, 6-19 (.316); 2008-09, 56-164 (.341); 2009-10, 48-138 (.348); 2010-11, 6-22 (.273); 2011-12, 1-4 (.250); 2012-13, 1-8 (.125); 2013-14, 90-292 (.308); TOTALS, 208-647 (.321)

**THADDEUS YOUNG PLAYOFFS**

	G	GS	MIN	FG	FGA	PCT	FT	FTA	PCT	OFF	DEF	TOT	A	PF	D	ST	TO	BS	PTS	AVG
2007-08	6	6	160	24	50	.480	12	14	.857	15	12	27	4	7	0	7	4	0	61	10.2
2008-09	6	6	229	31	69	.449	5	6	.833	9	18	27	8	17	0	6	8	1	72	12.0
2010-11	5	0	127	25	60	.417	7	12	.583	17	12	29	4	13	0	4	7	1	57	11.4
2011-12	13	0	277	39	91	.429	22	31	.710	25	43	68	15	25	0	7	15	7	100	7.7
<b>TOTALS</b>	<b>17</b>	<b>12</b>	<b>516</b>	<b>80</b>	<b>190</b>	<b>.444</b>	<b>24</b>	<b>32</b>	<b>.750</b>	<b>41</b>	<b>42</b>	<b>83</b>	<b>16</b>	<b>37</b>	<b>0</b>	<b>17</b>	<b>19</b>	<b>2</b>	<b>190</b>	<b>11.2</b>

3-PT. FG: 2007-08, 1-5 (.200); 2008-09, 5-12 (.417); 2010-11, 0-1 (.000); TOTALS 6-18 (.333)

# GENERAL INFORMATION

## SIXERS ALL-TIME ROSTER BY SCHOOL

Alabama .....	MICHAEL ANSLEY	Cincinnati .....	KENNY SATTERFIELD
Alabama.....	JIM FARMER	Cincinnati .....	GEORGE WILSON
Alabama.....	DERRICK McKEY	Clemson .....	GREG BUCKNER
Albany State.....	CALDWELL JONES	Clemson .....	K.J. McDANIELS
Albany State .....	CHARLES JONES	Clemson .....	SHARONE WRIGHT
American International.....	MARIO ELIE	Cleveland State.....	FRANKLIN EDWARDS
Appalachian State.....	BELUS VAN SWAWLEY	Colorado State.....	BOB RULE
Arizona .....	CONIEL NORMAN	Colorado State.....	DALE SCHLUETER
Arizona .....	T.J. MCCONNELL	Colorado State.....	JASON SMITH
Arizona .....	ERIC MONEY	Connecticut .....	TOBY KIMBALL
Arizona .....	ANDRE IGUODALA	Connecticut .....	BRUCE KUCZENSKI
Arizona .....	JERRYD BAYLESS	Connecticut .....	KEVIN OLLIE
Arizona State .....	LIONEL HOLLINS	Connecticut .....	DONYELL MARSHALL
Arizona State .....	KURT NIMPHIUS	Cornell .....	EDWARD PETERSON
Arizona State .....	SAM WILLIAMS	Creighton.....	BENOIT BENJAMIN
Arizona State .....	ISAAC AUSTIN	Creighton.....	RODNEY BUFORD
Arkansas .....	ANDREW LANG	Creighton.....	KYLE KORVER
Arkansas.....	SONNY WEEMS	Croatia.....	TONI KUKOC
Arkansas .....	CORLISS WILLIAMSON	Davidson .....	FRED HETZEL
Arkansas Little Rock .....	JIM LAMPLEY	Dayton.....	Chris Johnson
Arkansas Little Rock .....	PETE MYERS	Dayton.....	DON MAY
Assumption .....	JAKE JONES	Dayton.....	DON SMITH
Auburn .....	CHARLES BARKLEY	DePaul.....	BATO GOVEDARICA
Baylor .....	BRIAN SKINNER	DePaul.....	STEVEN HUNTER
Boston College .....	GERRY WARD	Detroit.....	EARL CURETON
Boston College .....	DANA BARROS	DePaul.....	TERRY CUMMINGS
Bowling Green .....	AL BIANCHI	Detroit-Mercy .....	WILLIE GREEN
Bowling Green.....	ANTONIO DANIELS	Drake.....	JEFF HALLIBURTON
Bowling Green.....	RICHAUN HOLMES	Drake.....	LEWIS LLOYD
Bradley.....	BARNEY CABLE	Duke .....	ALAA ABDELNABY
Bradley .....	CHET WALKER	Duke .....	ELTON BRAND
Bradley .....	MITCHELL ANDERSON	Duke .....	JOHNNY DAWKINS
Bradley .....	VOISE WINTERS	Duke .....	MIKE GMINSKI
Bradley .....	HERSEY HAWKINS	Duke .....	DAVID HENDERSON
Bradley .....	ANTHONY PARKER	Duke .....	GERALD HENDERSON
Bridgeport .....	MANUTE BOL	Duke .....	ART HEYMAN
Brigham Young .....	CRAIG RAYMOND	Duke .....	ANTONIO LANG
Brigham Young .....	SHAWN BRADLEY	Duke .....	ROSHOWN McLEOD
Brigham Young.....	BRANDON DAVIES	Duke .....	JAHILIL OKAFOR
Cal State Fullerton .....	BRUCE BOWEN	Duke .....	SHAVLIK RANDOLPH
California (Irvine) .....	SCOTT BROOKS	Duke .....	JIM SPANARKEL
California (Irvine) .....	BOB THORNTON	Duquesne.....	DERRICK ALSTON
California .....	DARRALL IMHOFF	Duquesne .....	JIM TUCKER
California .....	MARK McNAMARA	Elon .....	JESSE BRANSON
California .....	KEBU STEWART	Evans H.S. (Orlando, FL).....	DARRYL DAWKINS
California .....	FRANCISCO ELSON	Fairfield.....	DENG GAI
California Fullerton.....	LEON WOOD	F.C. Barcelona .....	EFTHIMIOS RENTZIAS
California Santa Barbara.....	JAMES NUNNALLY	Florida.....	VERNON MAXWELL
California Santa Barbara.....	BRIAN SHAW	Florida.....	MARREESE SPEIGHTS
California Santa Barbara .....	JOHN TSCHOGL	Florida A&M .....	CLEMON JOHNSON
Canisius.....	LEROY CHOLLET	Florida International.....	RAJA BELL
Canisius.....	AL MASINO	Florida State .....	THARON MAYES
Charleston (W.Va.) .....	GEORGE KING, JR.	Florida State .....	MITCHELL WIGGINS
Cincinnati .....	CORIE BLOUNT	Fordham .....	ED CONLIN
Cincinnati .....	CONNIE DIERKING	Fresno State.....	RON ANDERSON
Cincinnati .....	ART LONG	Furman .....	FRANK SELVEY



## SIXERS ALL-TIME ROSTER BY SCHOOL

Gardner Webb.....	EDDIE LEE WILKINS	Kansas .....	KEVIN PRITCHARD
George Washington.....	MIKE BROWN	Kansas .....	THOMAS ROBINSON
George Washington.....	JOE HOLUP	Kansas .....	REX WALTERS
Georgetown.....	RAY CORLEY	Kansas .....	WALT WESLEY
Georgetown.....	ALLEN IVERSON	Kansas State .....	DICK KNOSTMAN
Georgetown.....	JAREN JACKSON	Kentucky.....	JODIE MEEKS
Georgetown.....	DIKEMBE MUTOMBO	Kentucky.....	NAZR MOHAMMED
Georgetown.....	HOLLIS THOMPSON	Kentucky.....	NERLENS NOEL
Georgetown.....	HENRY SIMS	Kentucky.....	DANIEL ORTON
Georgetown.....	DAVID WINGATE	Kentucky.....	ALEX POYTHRESS
Georgia.....	JUMAINE JONES	Kings College (Del.) .....	GEORGE DEMPSEY
Georgia Southern.....	MICHAEL CURRY	La Salle .....	JOE BRYANT
Georgia Southern.....	PERRY WARBINGTON	La Salle .....	LARRY CANNON
Georgia State.....	LANARD COPELAND	La Salle .....	KEN DURRETT
Georgia Tech.....	MATT GEIGER	La Salle .....	DOUG OVERTON
Georgia Tech.....	MATT HARPRING	La Salle .....	STEVEN SMITH
Georgia Tech.....	ALVIN JONES	Lamar.....	ADRIAN CALDWELL
Georgia Tech.....	BRIAN OLIVER	LeMoyn.....	DON SAVAGE
Georgia Tech.....	THADDEUS YOUNG	Long Beach State .....	LUCIOUS HARRIS
Grambling State.....	BOB HOPKINS	Long Beach State .....	Casper Ware
Grant Tech.....	ED LOFGRAN	Long Island University.....	LUTHER GREEN
Guilford.....	LLOYD (WORLD) FREE	Louisville.....	FOREST ABLE
Guilford.....	BOB KAUFFMAN	Louisville.....	JEROME HARMON
Hampton.....	RICK MAHORN	Louisville.....	BOB LOCHMUELLER
Hardin Simmons.....	HARVEY CATCHINGS	Louisville.....	KENNY PAYNE
Hawaii.....	TREVOR RUFFIN	Louisville.....	DEREK SMITH
Hawaii.....	RED ROCHA	Louisiana (Lafayette).....	SHAWN LONG
Hofstra.....	SPEEDY CLAXTON	Loyola (Chicago).....	ED EARLE
Holy Cross.....	TOGO PALAZZI	Loyola (Chicago).....	MIKE NOVAK
Houston.....	MICHAEL YOUNG	Loyola (La.).....	LEROY CHOLLET
Idaho State.....	STEVE HAYES	Loyola Marymount.....	COREY GAINES
Illinois.....	JOHN (RED) KERR	LSU.....	STANLEY ROBERTS
Illinois.....	WALLY OSTERKON	LSU.....	JABARI SMITH
Illinois.....	MIKE PRICE	Marquette.....	DARIUS JOHNSON-ODOM
Illinois.....	DAVE SCHOLZ	Marquette.....	BERNARD TOONE
Illinois State.....	DOUG COLLINS	Marshall.....	HAL GREER
Indiana.....	CLARENCE (BUTCH) CARTER	Maryland.....	BEN COLEMAN
Indiana.....	DICK FARLEY	Maryland.....	JERRY GREENSPAN
Indiana.....	GREG GRAHAM	Maryland.....	ALBERT KING
Indiana.....	ALAN HENDERSON	Maryland.....	TONY MASSENBURG
Indiana.....	GEORGE MCGINNIS	Maryland.....	JOE SMITH
Indiana.....	TOM VAN ARSDALE	Maryland.....	BARRY YATES
Iona.....	SEAN GREEN	Massachusetts.....	JULIUS ERVING
Iona.....	JEFF RULAND	Massachusetts.....	AL SKINNER
Iowa.....	REGGIE EVANS	Memphis.....	RODNEY CARNEY
Iowa.....	NOBLE JORGENSEN	Memphis.....	ADONIS THOMAS
Iowa.....	GREG STOKES	Memphis.....	ELLIOT WILLIAMS
Iowa State.....	CRAIG BRACKINS	Memphis State.....	VINCENT ASKEW
Iowa State.....	JEFF GRAYER	Memphis State.....	ANDRE TURNER
Iowa State.....	JEFF HORNACEK	Miami (Ohio).....	FRED FOSTER
Jackson H.S. (Queens, NY).....	LLOYD DANIELS	Miami (Fla.).....	TIM JAMES
Kansas.....	BILL BRIDGES	Miami (Fla.).....	JOHN SALMONS
Kansas.....	WILT CHAMBERLAIN	Michigan.....	RICKEY GREEN
Kansas.....	JOEL EMBIID	Michigan.....	BOB HARRISON

# GENERAL INFORMATION

## SIXERS ALL-TIME ROSTER BY SCHOOL

Michigan.....	SEAN HIGGINS	Northern Illinois.....	XAVIER SILAS
Michigan.....	TIM McCORMICK	Notre Dame.....	ELMER BENNETT
Michigan.....	DARIUS MORRIS	Notre Dame.....	RAY CORLEY
Michigan.....	GLENN ROBINSON III	Notre Dame.....	MONTY WILLIAMS
Michigan.....	NIK STAUSKAS	Notre Dame.....	ORLANDO WOOLRIDGE
Michigan.....	CHRIS WEBBER	Ocalaosa-Walton CC.....	KEDRICK BROWN
Michigan State.....	TERRY FURLOW	Ohio State.....	JIMMY JACKSON
Michigan State.....	JOHN GREEN	Ohio State.....	Byron Mullens
Michigan State.....	ANTHONY 'PIG' MILLER	Ohio State.....	JOE ROBERTS
Michigan State.....	RALPH SIMPSON	Ohio State.....	DAVE SORENTS
Michigan State.....	SCOTT SKILES	Ohio State.....	EVAN TURNER
Michigan State.....	ERIC SNOW	Ohio State.....	HERB WILLIAMS
Michigan State.....	JAY VINCENT	Oklahoma.....	HARVEY GRANT
Middle Tennessee State.....	WARREN KIDD	Oklahoma State.....	JAMES ANDERSON
Minnesota.....	WILLIE BURTON	Oklahoma State.....	RICHARD DUMAS
Minnesota.....	ARCHIE CLARK	Oklahoma State.....	THOMAS JORDAN
Mississippi State.....	BAILEY HOWELL	Oklahoma State.....	IVAN MCFARLIN
Mississippi State.....	JEFF MALONE	Old Dominion.....	WILSON WASHINGTON
Mississippi State.....	JARVIS VARNADO	Oral Roberts.....	GREG SUTTON
Mississippi Valley State.....	ALFONSO FORD	Oregon.....	JIM BARNETT
Missouri.....	PHIL PRESSEY	Oregon State.....	FRED BOYD
Missouri.....	KAREEM RUSH	Oregon State.....	MEL COUNTS
Mt. St. Mary's.....	FRED CARTER	Oregon State.....	DAVE GAMBEE
Murray State.....	ISALIAH CANAAN	Oregon State.....	SWEDE HALBROOK
Nebraska.....	DAVE HOPPEN	Oregon State.....	RED ROCHA
Nevada.....	JaVALE McGEE	Pan American.....	LUKE JACKSON
Nevada Las Vegas.....	ARMON GILLIAM	Pennsylvania.....	ERNE BECK
Nevada Las Vegas.....	CHRISTIAN WOOD	Pennsylvania.....	IRA BOWMAN
Nevada Southern.....	JOHN Q. TRAPP	Pennsylvania.....	DAVE WOHL
New Mexico.....	DREW GORDON	Penn State.....	CALVIN BOOTH
New Mexico.....	KENNY THOMAS	Penn State.....	TIM FRAZIER
New Mexico State.....	STEVE COLTER	Penn State.....	BOB WEISS
New Orleans.....	RONNIE GRANDISON	Petersburg H.S. (VA).....	MOSES MALONE
New Orleans.....	TONY HARRIS	Pittsburgh.....	VONTEEGO CUMMINGS
New York U.....	JAMES BRASCO	Pittsburgh.....	SAM YOUNG
New York U.....	CAL RAMSEY	Purdue.....	CARL LINDRY
New York University.....	DOLPH SHAYES	Purdue.....	GLENN ANDERSON
Niagara.....	LARRY COSTELLO	Purdue.....	JIM ROWINSKI
Niagara.....	MANNY LEAKS	Redcliffe H.S., Australia.....	MARK BRADTKE
None.....	AL CERVI	Richmond.....	JUSTIN HARPER
None.....	JOE GRABOSKI	Rutgers.....	ROY HINSON
None.....	GEORGE RATKOVICZ	Russia.....	ALEXEY SHVED
None.....	CONNIE SIMMONS	St. Bonaventure.....	FRED CRAWFORD
North Carolina.....	BILLY CUNNINGHAM	St. Bonaventure.....	BILLY KENVILLE
North Carolina.....	BOBBY JONES	St. John's (N.Y.).....	GERRY CALABRESE
North Carolina.....	TOM KEARNS	St. John's (N.Y.).....	LEROY ELLIS
North Carolina.....	GEORGE LYNCH	St. John's (N.Y.).....	ZENDON HAMILTON
North Carolina.....	BOB McADOO	St. John's (N.Y.).....	GEORGE JOHNSON
North Carolina.....	KENDALL MARSHALL	St. John's (N.Y.).....	SHELTON JONES
North Carolina.....	ERIC MONTROSS	St. John's (N.Y.).....	FUZZY LEVANE
North Carolina.....	LEE SHAFFER II	St. John's (N.Y.).....	KEVIN LOUGHERY
North Carolina.....	JERRY STACKHOUSE	St. John's (N.Y.).....	JaKARR SAMPSON
North Carolina.....	SCOTT WILLIAMS	St. John's (N.Y.).....	JAYSON WILLIAMS
North Carolina State.....	LORENZO BROWN	St. Joseph's.....	CLIFF ANDERSON
North Carolina State.....	CHARLES SHACKLEFORD	St. Joseph's.....	MIKE BANTOM
Northeastern.....	PERRY MOSS	St. Joseph's.....	STEVE COURTIN





## SIXERS ALL-TIME ROSTER BY SCHOOL

St. Joseph's .....	MATT GUOKAS	Texas .....	JAMES THOMAS
St. Louis .....	LARRY HUGHES	Texas .....	LA SALLE THOMPSON
St. Mary's (TX) .....	ROBERT REID	Texas .....	B.J. (BRANDON JOE) TYLER
San Diego State .....	MICHAEL CAGE	Texas .....	ROYAL IVEY
San Diego State .....	MALCOLM THOMAS	Texas Christian (TCU) .....	LEE NAILON
San Francisco .....	ED LOFGAN	Texas Tech .....	TONY BATTIE
San Francisco .....	MARLON REDMOND	Texas Tech .....	MARK DAVIS
San Francisco .....	FREDDIE SCOLARI	Toledo .....	LARRY JONES
Santa Clara .....	DENNIS AWTREY	Toledo .....	STEVE MIX
Santa Clara .....	BUD OGDEN	Toledo .....	JIM RAY
Seattle .....	CLINT RICHARDSON	Toledo .....	PAUL SEYMOUR
Seton Hall .....	MARK BRYANT	Toledo .....	CASEY SHAW
Seton Hall .....	SAMUEL DALEMBERT	Trenton State .....	GREG GRANT
Seton Hall .....	JOHNNY MACKNOWSKI	Tulane .....	JERALD HONEYCUTT
Seton Hall .....	GLENN MOSLEY	Tulane .....	PAUL THOMPSON
Slovenia .....	Primoz Brezec	Tulsa .....	MICHAEL RUFFIN
South Alabama .....	TERRY CATLEDGE	Turkey .....	FURKAN ALDEMIR
South Alabama .....	DEXTER SHOUSE	UCLA .....	MATT BARNES
South Carolina .....	MIKE DUNLEAVY	UCLA .....	HENRY BIBBY
South Gwinnett HS .....	LOUIS WILLIAMS	UCLA .....	LARRY DREW II
Southern California .....	JOHN BLOCK	UCLA .....	JRUE HOLIDAY
Southern California .....	SAM CLANCY	UCLA .....	JASON KAPONO
Southern California .....	DEWAYNE DEDMON	UCLA .....	DON MacLEAN
Southern California .....	ALEX HANNUM	UCLA .....	LUC MBAH A MOUTE
Southern California .....	CLIFF ROBINSON	UCLA .....	TREVOR WILSON
Southern California .....	NIK VUCEVIC	UNLV .....	LOUIS AMUNDSON
Southern Mississippi .....	JOE COURTNEY	Utah .....	JERRY CHAMBERS
Southern Mississippi .....	CLARENCE WEATHERSPOON	Utah .....	TOM CHAMBERS
Southwest Louisiana .....	ANDREW TONEY	Utah .....	ANDRE MILLER
Stanford .....	PAUL NEUMANN	Utah .....	KEITH VAN HORN
Stanford .....	GEORGE YARDLEY III	Utah .....	DANNY VRANES
Stanford .....	CHASSON RANDLE	Utah State .....	SHALER HALIMON
Syracuse .....	DAMONE BROWN	Vanderbilt .....	ROD FREEMAN
Syracuse .....	MICHAEL CARTER-WILLIAMS	Vanderbilt .....	CLYDE LEE
Syracuse .....	DERRICK COLEMAN	Villanova .....	MICHAEL BRADLEY
Syracuse .....	BILLY GABOR	Villanova .....	LARRY HENNESSY
Syracuse .....	JERAMI GRANT	Villanova .....	WALI JONES
Syracuse .....	BILLY OWENS	Villanova .....	BILLY MELCHIONNI
Syracuse .....	LEO RAUTINS	Villanova .....	ED PINCKNEY
Temple .....	LAVOY ALLEN	Villanova .....	BOB SCHAFFER
Temple .....	JERRY BASKERVILLE	Villanova .....	TIM THOMAS
Temple .....	WILLIAM CUNNINGHAM	Villanova .....	JIM WASHINGTON
Temple .....	MARC JACKSON	Villanova .....	HUBIE WHITE
Temple .....	OLLIE JOHNSON	Virginia .....	MARC IAVARONI
Temple .....	AARON McKIE	Virginia .....	JUSTIN ANDERSON
Temple .....	TIM PERRY	Virginia Commonwealth .....	GERALD HENDERSON
Temple .....	JUAN 'PEPE' SANCHEZ	Virginia Commonwealth .....	ERIC MAYNOR
Tennessee .....	REGGIE JOHNSON	Virginia Tech .....	ALLAN BRISTOW
Tennessee State .....	DICK BARNETT	Wake Forest .....	LEN CHAPPELL
Tennessee State .....	ROBERT COVINGTON	Wake Forest .....	KENNY GREEN
Tennessee State .....	MONTI DAVIS	Wake Forest .....	RODNEY ROGERS
Tennessee State .....	TED McCLAIN	Wake Forest .....	ISH SMITH
Tennessee State .....	PORTER MERIWETHER	Wake Forest .....	DARIUS SONGAILA
Tennessee State .....	BEN WARLEY	Washington .....	SPENCER HAWES
Tennessee Tech .....	RON FILIPEK	Washington .....	BOBBY JONES
Tennessee-Chattanooga .....	RUSS SCHOENE	Washington .....	TODD MacCULLOCH

# GENERAL INFORMATION

## SIXERS ALL-TIME ROSTER BY SCHOOL

Washington.....	CHRIS WELP
Washington.....	TONY WROTEN
Washington State .....	MARK HENDRICKSON
West Texas State.....	MAURICE CHEEKS
West Virginia State.....	EARL LLOYD
West Virginia Tech .....	SEDALE THREATT
Westminster.....	NOBLE JORGENSEN
Western Carolina.....	FRANKIE KING
Western Kentucky .....	FOREST ABLE
Western Kentucky .....	BOB LAVOY
Western Kentucky .....	CHUCK OSBORNE
Wichita State .....	NATE BOWMAN
Winston Salem .....	JIM REID
Wisconsin .....	AL HENRY
Wisconsin .....	WES MATTHEWS
Wofford .....	JIM NEAL
Wright State .....	BILL EDWARDS
Wyoming .....	JOSH DAVIS
Wyoming .....	ERIC LECKNER
Wyoming.....	THEO RATLIFF
Xavier (Ohio) .....	TYRONE HILL
Xavier (Ohio) .....	LUTHER RACKLEY



## SIXERS ALL-TIME ALPHABETICAL ROSTER

<b>A</b>		Buckner, Greg	2	2002-04	1963-65,		
Abdelnaby, Alaa	1	1994-95	Buford, Rodney	1	2000-01	1970-71	
Able, Forest	1	1956-57	Burton, Willie	1	1994-95	Drew II, Larry	
Aldemir, Furkan	1	2014-15	<b>C</b>			1	
Allen, Lavoy	3	2011-14	Cable, Barney	2	1959-61	Dumas, Richard	
Alston, Derrick	2	1994-96	Cage, Michael	1	1996-97	Dunleavy, Mike	
Amundson, Louis	2	2006-08	Calabrese, Gerry	2	1950-52	Durrett, Ken	
Anderson, Cliff	1	1970-71	Caldwell, Adrian	1	1996-97	<b>E</b>	
Anderson, Mitchell	1	1982-83	Canaan, Isaiah	2	2014-16	Earle, Ed	1
Anderson, James	1	2013-14	Cannon, Larry	1	1973-74	Edwards, Bill	1
Anderson, Justin	1	2016-17	Carney, Rodney	3	2006-08	Edwards, Franklin	3
Anderson, Ron	5	1988-93		2009-10		Elie, Mario	1
Ansley, Michael	1	1991-92	Carter, Clarence (Butch)	1	1985-86	Ellis, Leroy	4
Askew, Vincent	1	1987-88	Carter, Fred	6	1971-77	Elson, Francisco	2009-10
Austin, Isaac	1	1993-94	Carter-Williams, Michael	2	2013-15		2011-12
Awtrye, Dennis	3	1970-73	Catchings, Harvey	5	1974-79	Embiid, Joel	3
<b>B</b>		Catledge, Terry	1	1985-86	Erving, Julius	11	1976-87
Bantom, Mike	1	1981-82	Cervi, Al	4	1949-53	Evans, Reggie	2
Barkley, Charles	8	1984-92	Chamberlain, Wilt	4	1964-68	<b>F</b>	
Barnes, Matt	2	2004-06	Chambers, Tom	1	1997-98	Farley, Dick	2
Barnett, Dick	2	1959-61	Chappell, Len	2	1962-64	Farmer, Jim	1
Barnett, Jim	1	1976-77	Cheeks, Maurice	11	1978-89	Filipek, Ron	1
Barros, Dana	2	1993-95	Chollet, Leroy	2	1949-51	Ford, Alfonso	1
Baskerville, Jerry	1	1975-76	Clark, Archie	4	1968-72	Foster, Fred	2
Battie, Tony	2	2010-12	Claxton, Speedy	1	2001-02	Frazier, Tim	1
Bayless, Jerryd	1	2016-17	Coleman, Ben	2	1987-89	Free, Lloyd (World)	4
Beck, Ernie	1	1960-61	Coleman, Derrick	6	1995-98,	1986-87	Freeman, Rod
Bell, Raja	2	2000-02	2001-04			Furlow, Terry	1
Benjamin, Benoit	2	1997-99	Collins, Doug	8	1973-81		1976-77
Bennett, Elmer	1	1995-96	Colter, Steve	2	1986-88	<b>G</b>	
Bianchi, Al	10	1956-66	Conlin, Ed	4	1955-59	Gabor, Billy	6
Bibby, Henry	4	1976-80	Copeland, Lanard	1	1989-90	Gai, Deng	1
Block, John	1	1972-73	Corley, Ray	1	1949-50	Gaines, Corey	2
Blount, Corie	1	2001-02	Costello, Larry	10	1957-67	1994-95	Gambee, Dave
Bol, Manute	4	1990-94	Counts, Mel	1	1972-73		7
Booth, Calvin	1	2007-08	Courtin, Steve	1	1964-65	Geiger, Matt	4
Bowen, Bruce	1	1999-00	Courtney, Joe	1	1996-97	Gilliam, Armen	3
Bowman, Ira	2	1999-00,	Covington, Robert	3	2014-17	Giricek, Gordan	1
2001-02			Crawford, Fred	1	1970-71	Gminski, Mike	4
Boyd, Fred	4	1972-76	Cummings, Terry	1	1997-98	Gordon, Drew	1
Brackins, Craig	2	2010-12	Cumming, Vonteeogo	1	2001-02	Govedarcia, Bato	1
Bradley, Michael	2	2004-06	Cunningham, Billy	9	1965-72,	Graboski, Joe	1
Bradley, Shawn	3	1993-96	1974-76			Graham, Greg	3
Bradtke, Mark	1	1996-97	Cunningham, William	1	1997-98	Grant, Greg	3
Brand, Elton	5	2008-12	Curreton, Earl	3	1980-83	1995-96	Grant, Harvey
		2015-16	Curry, Michael	1	1993-94		1
Branson, Jesse	1	1965-66	<b>D</b>			Grant, Jerami	3
Brasco, James	1	1952-53	Dalembert, Samuel	8	2001-10	Grayer, Jeff	1
Brezec, Primoz	1	2009-10	Daniels, Antonio	1	2010-11	Green, John	2
Bridges, Bill	2	1971-73	Daniels, Lloyd	1	1994-95	Green, Kenny	2
Bristow, Allan	2	1973-75	Davies, Brandon	2	2013-15	Green, Luther	1
Brooks, Scott	2	1988-90	Davis, Josh	1	2004-05	Green, Rickey	1
Brown, Damone	1	2001-02	Davis, Mark	2	1996-98	Green, Sean	1
Brown, Lorenzo	1	2013-14	Davis, Monti	1	1980-81	Green, Willie	7
Brown, Kedrick	1	2004-05	Dawkins, Darryl	7	1975-82	Greenspan, Jerry	2
Brown, Kwame	2	2012-14	Dawkins, Johnny	5	1989-94	Greer, Hal	15
Brown, Mike	1	1995-96	Dedmon, Dewayne	1	2013-14	Guokas, Matt	5
Bryant, Joe	4	1975-79	Dempsey, George	1	1958-59		1966-71
Bryant, Mark	1	2002-03	Dierking, Connie	5	1958-60,	<b>H</b>	
						Halbrook, Swede	2
						Halimon, Shaler	1





## SIXERS ALL-TIME ALPHABETICAL ROSTER

### P

Palazzi, Togo 4 1956-60  
 Pargo, Jeremy 1 2012-13  
 Parker, Anthony 2 1997-99  
 Payne, Kenny 4 1989-93  
 Perry, Tim 4 1992-96  
 Peterson, Edward 2 1949-51  
 Pinckney, Ed 1 1995-96  
 Poythress, Alex 1 2016-17  
 Pressey, Phil 1 2015-16  
 Price, Mike 1 1972-73  
 Pritchard, Kevin 1 1994-95

### Q, R

Rackley, Luther 1 1973-74  
 Ramsey, Cal 1 1960-61  
 Randle, Chassen 1 2016-17  
 Randolph, Shavlik 3 2005-08  
 Ratkovicz, George 3 1949-52  
 Ratliff, Theo 4 1997-01  
 1 2008-09  
 Rautins, Leo 1 1983-84

Ray, Jim 2 1956-57,  
 1959-60  
 Raymond, Craig 1 1968-69  
 Redmond, Marlon 1 1978-79  
 Reid, Jim 1 1967-68  
 Reid, Robert 1 1990-91  
 Rentzias, Efthimios 1 2002-03  
 Richardson, Clint 6 1979-85  
 Richardson, Jason 3 2012-15  
 Roberts, Joe 3 1960-63  
 Roberts, Stanley 1 1999-00  
 Robinson, Cliff 3 1986-89  
 Robinson, Glenn 1 2003-04  
 Robinson III, Glenn 1 2014-15  
 Robinson, Thomas 1 2013-15  
 Rocha, Red 4 1951-53,  
 1954-56  
 Rodriguez, Sergio 1 2016-17  
 Rogers, Rodney 1 2004-05  
 Rowinski, Jim 1 1988-89  
 Ruffin, Michael 1 2001-02  
 Ruffin, Trevor 1 1995-96  
 Ruland, Jeff 2 1986-87,  
 1991-92  
 Rule, Bob 2 1971-73  
 Rush, Kareem 1 2008-09

### S

Salmons, John 4 2002-06  
 Sampson, JaKarr 2 2014-16  
 Sanchez, Juan (Pepé) 1 2000-01  
 Saric, Dario 1 2016-17  
 Satterfield, Kenny 1 2002-03  
 Savage, Don 2 1951-52,  
 1956-57  
 Schafer, Bob 2 1955-57  
 Schayes, Dolph 16 1948-64  
 Schlueter, Dale 1 1972-73

Schoene, Russ 1 1982-83  
 Scholz, Dave 1 1969-70  
 Scolari, Freddie 1 1950-51  
 Selvy, Frank 1 1959-60  
 Seymour, Paul 13 1947-60  
 Shackelford, Charles 2 1991-93  
 Shaffer II, Lee 3 1961-64  
 Shaw, Brian 1 1997-98  
 Shaw, Casey 1 1998-99  
 Shouse, Dexter 1 1989-90  
 Shved, Alexey 1 2014-15  
 Simmons, Connie 1 1954-55  
 Simpson, Ralph 1 1978-79  
 Sims, Henry 2 2013-15  
 Skiles, Scott 1 1995-96  
 Skinner, Al 2 1978-80  
 Skinner, Brian 2 2002-03,  
 2004-05  
 Smawley, Belus Van 1 1950-51  
 Smith, Derek 2 1988-90  
 Smith, Don 1 1974-75  
 Smith, Ish 2 2014-15  
 2015-16  
 Smith, Jabari 1 2001-02  
 Smith, Jason 3 2007-10  
 Smith, Joe 1 1997-98,  
 2006-07  
 Smith, Steven 1 2006-07  
 Snow, Eric 7 1997-04  
 Songaila, Darius 1 2010-11  
 Sorenson, Dave 1 1972-73  
 Spanarkel, Jim 1 1979-80  
 Speights, Marreese 3 2008-10  
 Splitter, Tiago 1 2016-17  
 Stackhouse, Jerry 3 1995-98  
 Stauskas, Nik 2 2015-17  
 Stewart, Kebu 1 1997-98  
 Stokes, Greg 1 1985-86  
 Sutton, Greg 1 1995-96

### T

Thomas, Adonis 1 2013-14  
 Thomas, James 1 2005-06  
 Thomas, Kenny 3 2002-05  
 Thomas, Malcolm 1 2014-15  
 Thomas, Tim 2 1997-99  
 Thompson, Hollis 4 2014-17  
 Thompson, Paul 1 1985-86  
 Thompson, La Salle 1 1995-96  
 Thornton, Bob 3 1987-90  
 Threatt, Sedale 4 1983-87  
 Toney, Andrew 8 1980-88  
 Toone, Bernard 1 1979-80  
 Trapp, John Q. 1 1972-73  
 Tschogl, John 1 1974-75  
 Tucker, Jim 3 1954-57  
 Turner, Andre 1 1990-91  
 Turner, Evan 4 2011-14  
 Tyler, B.J. 1 1994-95

### U, V

Van Arsdale, Tom 3 1972-75  
 Van Horn, Keith 1 2002-03  
 Varnado, Jarvis 1 2013-14  
 Vincent, Jay 1 1989-90  
 Vranes, Danny 2 1986-88

### W

Walker, Chet 7 1962-69  
 Walters, Rex 3 1995-98  
 Warbington, Perry 1 1974-75  
 Ward, Gerry 1 1965-66  
 Ware, Casper 1 2013-14  
 Warley, Ben 4 1962-66  
 Washington, Jim 3 1969-72  
 Washington, Wilson 1 1977-78  
 Wayns, Maalik 1 2012-13  
 Weatherspoon, Clarence 6 1992-98  
 Webber, Chris 3 2004-07  
 Weems, Sonny 1 2015-16  
 Weiss, Bob 2 1965-67  
 Welp, Chris 2 1987-89  
 Wesley, Walt 1 1974-75  
 White, Hubie 1 1963-64  
 Wiggins, Mitchell 1 1991-92  
 Wilkins, Eddie Lee 1 1992-93  
 Williams, Elliot 1 2013-14  
 Williams, Jayson 2 1990-92  
 Williams, Lou 5 2005-10  
 Williams, Monty 2 2002-04  
 Williams, Sam 2 1983-85  
 Williams, Scott 5 1994-99  
 Williamson, Corliss 1 2004-05  
 Wilkins, Damien 1 2012-13  
 Wilson, George 2 1968-70  
 Wilson, Trevor 1 1995-96  
 Wingate, David 3 1986-89  
 Winters, Voice 1 1985-86  
 Wohl, Dave 1 1971-72  
 Wood, Christian 1 2015-16  
 Wood, Leon 2 1984-86  
 Woolridge, Orlando 1 1993-94  
 Wright, Dorell 1 2012-13  
 Wright, Sharone 2 1994-96  
 Wroten, Tony 3 2013-16

### X, Y, Z

Yardley III, George 2 1958-60  
 Yates, Barry 1 1971-72  
 Young, Michael 1 1985-86  
 Young, Nick 1 2012-13  
 Young, Thaddeus 6 2007-14

# GENERAL INFORMATION

## NOTES

[>> Back to Table of Contents](#)



LIBERTY BELL  
CAST BY MARYLAND  
WEST POINT HOUSE IN PHILAD<sup>A</sup> 1752

PASS AND SOY  
PHILAD<sup>A</sup>  
'MDCCCLII

